



SURCHARGE:

Effective for orders placed on and after **February 28, 2022**, we will be adding a **9% surcharge** to the order total, which will be reflected as a line item on your acknowledgment and invoice. Mid-year we plan to replace this surcharge with an updated price list.

QUICKSHIP TEMPORARILY SUSPENDED:

NOW!

Effective immediately we are temporarily suspending our Quickship Program in order to deliver on our promise of on time shipments. We apologize for the inconvenience and appreciate your understanding.

price list

effective October 4, 2021

GSA Contract GS-28F-0030U

SIN# 33721

Digital On-Line Series consisting of:

Arwyn

Axis

Bentley

Broadway

Class Act

Classmate

Collegian

Congress

Hudson

Jefferson

Lincoln

Menu

Regal

Shuffle

Stockton

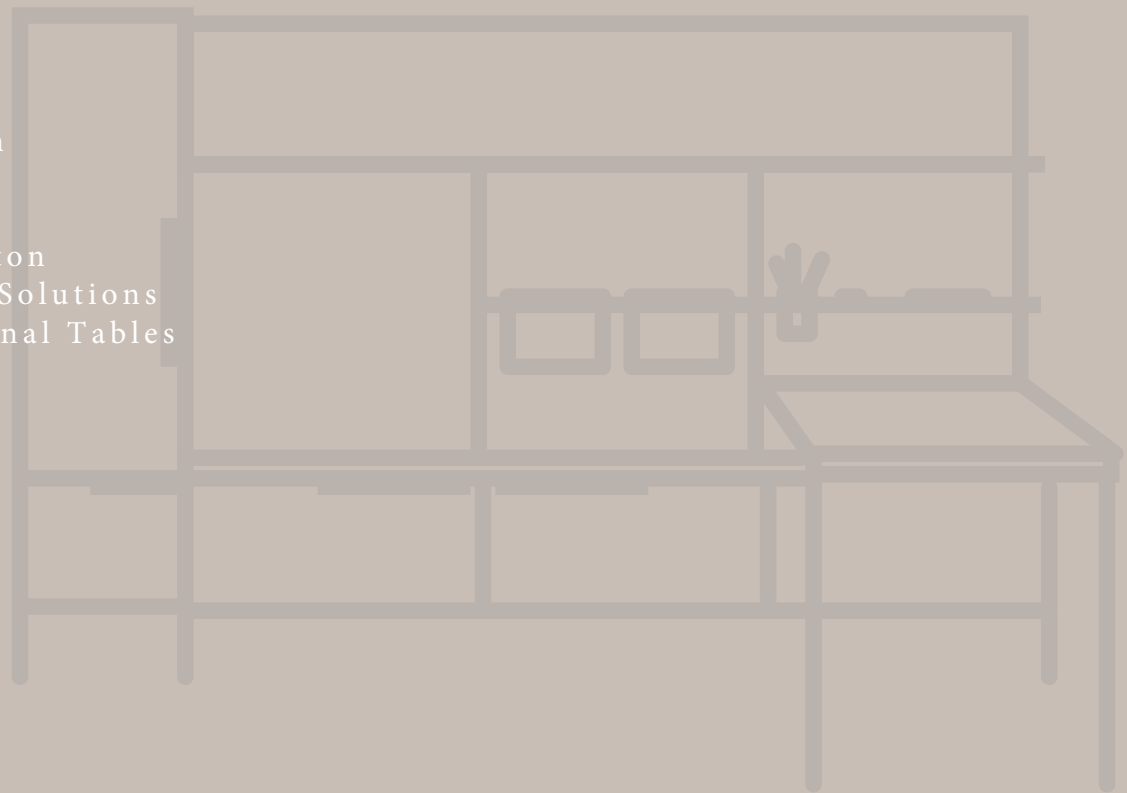
Strata

Walden

Wellington

Privacy Solutions

Traditional Tables



Axis Occasional Tables Order Check List:



AXIS

Specify:

- 1. Model Number
- 2. Top Selection
 - A. Sketch Face Reverse Diamond Pattern
 - B. Glass Top
 - C. Glass Top with wood "X" Detail
 - D. Glass Top with Metal "X" Detail - Specify Metal Color Black Sandtex (BSX) or Stardust Silver (STS)
 - E. Solid Surface Top - Specify Top Color: (ARM) Armadillo, (BLP) Black Pearl, (PEB) Pebble Pearl or (PUR) Pure White
- 3. Wood Species - Maple (MA1)
- 4. Wood Finish
- 5. Edge Profile - Square (A) or Reeded (H)
- 6. Leg Option - Round (R) or Square (S)

Examples:

AX2424-22 | D | MA1 | AUB | H | R | BSX
 (model #) | (top selection) | (wood species) | (finish) | (edge) | (leg) | (metal "X" color)

AX2424-22 | E | MA1 | AUB | H | R | PUR
 (model #) | (top selection) | (wood species) | (finish) | (edge) | (leg) | (solid surface top color)

1. Model Number

2. Top Selection:



Sketch face with reverse diamond pattern Maple veneer
 Specify top option "A"



Glass top with 3/8" thick glass - 1/2" bevel edges
 Specify top option "B"



Glass top is 3/8" thick glass - 1/2" bevel edges
 Decorative wood "X" detail visible through the clear glass top
 Specify top option "C"



Glass top is 3/8" thick glass - 1/2" bevel edges
 Decorative metal "X" detail with powder coat finish visible through the clear glass top
 Specify top option "D" and metal color - Black Sandtex (BSX) or Stardust Silver (STS)



Solid surface top is 1/2" thick - 1/2" bevel edges
 Specify top option "E" and top color: Armadillo (ARM), Black Pearl (BLP), Pebble Pearl (PEB) or Pure White (PUR)

3. Wood Species - Maple (MA1)


4. Wood Finish Options:

ALM	Ale Medium	FLX	Flax
AUB	Auburn	HRV	Harvest
BRL	Barley	LGC	Legacy
BBM	Bourbon Medium	MCH	Mocha
BRM	Brighton Medium	NTO	Night Owl
BUT	Butterscotch	PRL	Praline
CIN	Cinnamon	SAF	Saffron
CLA	Classic	SIE	Sienna
CLL	Collectors	TOF	Toffee
EAR	Earthy	TRF	Truffle
ESP	Espresso	VEN	Venetian

5. Edge Profile Options:



Square (A)



Reeded (H)

6. Leg Options:



Round leg - specify R



Square leg - specify S

Description	D	W	H	CTN WT	CU FT	1 Model	List Price
End Table	30	30	22		5	AX3030-22	



Top Options:

(A) Veneer	44	\$1,064
(B) Glass	57	\$1,276
(C) Glass - wood X	60	\$1,363
(D) Glass - metal X	62	\$1,487
(E) Solid Surface	57	\$1,724

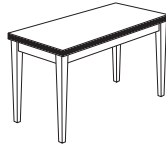
End Table	24	24	22		4	AX2424-22	
-----------	----	----	----	--	---	-----------	--



Top Options:

(A) Veneer	33	\$986
(B) Glass	38	\$1,093
(C) Glass - wood X	41	\$1,178
(D) Glass - metal X	43	\$1,261
(E) Solid Surface	38	\$1,432

End Table	20	28	22		4	AX2028-22	
-----------	----	----	----	--	---	-----------	--




Top Options:

(A) Veneer	32	\$1,246
(B) Glass	37	\$1,328
(C) Glass - wood X	41	\$1,443
(D) Glass - metal X	43	\$1,539
(E) Solid Surface	37	\$1,748

To Order, Specify:
(See page 2 for details)

- 1 Model Number
- 2 Top Selection
 - A. Sketch Face Reverse Diamond Pattern
 - B. Glass Top
 - C. Glass Top with Wood "X" Detail
 - D. Glass Top with Metal "X" Detail - Specify Metal Color
Black Sandtex (BSX) or Stardust Silver (STS)
 - E. Solid Surface Top - Specify Top Color: Armadillo (ARM),
Black Pearl (BLP), Pebble Pearl (PEB) or
Pure White (PUR)
- 3 Wood Species - Maple (MA1)
- 4 Wood Finish
- 5 Edge Profile - Square (A) or Reeded (H)
- 6 Leg Option - Round (R) or Square (S)

2 Top Options:



Optional Solid Surface Top Color:

ARM	Armadillo	PEB	Pebble Pearl
BLP	Black Pearl	PUR	Pure White

4 Wood Finish Options:

ALE	Ale Medium	FLX	Flax
AUB	Auburn	HRV	Harvest
BRL	Barley	LGC	Legacy
BBM	Bourbon Medium	MCH	Mocha
BRM	Brighton Medium	NTO	Night Owl
BUT	Butterscotch	PRL	Praline
CIN	Cinnamon	SAF	Saffron
CLA	Classic	SIE	Sienna
CLL	Collectors	TOF	Toffee
EAR	Earthy	TRF	Truffle
ESP	Espresso	VEN	Venetian

Specifications

- Wood species - Maple veneer.
- Optional veneer top features reverse diamond maple veneer.
- Optional glass top is 3/8" thick tempered with beveled edges.
- Optional solid surface top is 1/2" thick with beveled edges. (Not available with metal or wood "X").
- Tables ship KD.
- Standard with nylon glides.

Description	D	W	H	CTN WT	CU FT	① Model	List Price
End Table	29	N/A	22		5	AX29R-22	



Top Options:

(A) Veneer				29			\$1,547
(B) Glass				36			\$2,324
(C) Glass - wood X				38			\$2,406
(D) Glass - metal X				42			\$2,491
(E) Solid Surface				36			\$2,676

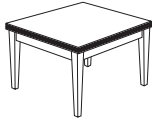
End Table	23	N/A	22		3	AX23R-22	
-----------	----	-----	----	--	---	----------	--



Top Options:

(A) Veneer				20			\$1,251
(B) Glass				30			\$1,703
(C) Glass - wood X				34			\$1,787
(D) Glass - metal X				37			\$1,872
(E) Solid Surface				30			\$2,040

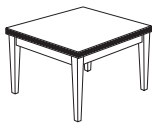
Magazine Table	42	42	16		9	AX4242-16	
----------------	----	----	----	--	---	-----------	--



Top Options:

(A) Veneer				73			\$1,579
(B) Glass				101			\$1,606
(C) Glass - wood X				103			\$1,688
(D) Glass - metal X				112			\$1,750
(E) Solid Surface				101			\$2,717

Magazine Table	30	30	16		5	AX3030-16	
----------------	----	----	----	--	---	-----------	--



Top Options:

(A) Veneer				44			\$1,064
(B) Glass				57			\$1,276
(C) Glass - wood X				60			\$1,363
(D) Glass - metal X				62			\$1,487
(E) Solid Surface				57			\$1,724

Magazine Table	24	48	16		7	AX2448-16	
----------------	----	----	----	--	---	-----------	--



Top Options:

(A) Veneer				43			\$1,335
(B) Glass				58			\$1,391
(C) Glass - wood X				60			\$1,464
(D) Glass - metal X				66			\$1,607
(E) Solid Surface				58			\$1,791

Description	D	W	H	CTN WT	CU FT	1 Model	List Price
Magazine Table	20	42	16		5	AX2042-16	



Top Options:

(A) Veneer	38	\$1,246
(B) Glass	54	\$1,328
(C) Glass - wood X	57	\$1,443
(D) Glass - metal X	63	\$1,539
(E) Solid Surface	54	\$1,748

Magazine Table	37	N/A	16		8	AX37R-16	
----------------	----	-----	----	--	---	----------	--



Top Options:

(A) Veneer	62	\$1,681
(B) Glass	69	\$2,495
(C) Glass - wood X	74	\$2,523
(D) Glass - metal X	78	\$2,575
(E) Solid Surface	69	\$2,786

Magazine Table	29	N/A	16		5	AX29R-16	
----------------	----	-----	----	--	---	----------	--



Top Options:

(A) Veneer	29	\$1,547
(B) Glass	35	\$2,324
(C) Glass - wood X	38	\$2,406
(D) Glass - metal X	42	\$2,491
(E) Solid Surface	36	\$2,676

Sofa Table	18	48	29		5	AX1848-29	
------------	----	----	----	--	---	-----------	--




Top Options:

(A) Veneer	42	\$1,367
(B) Glass	54	\$1,457
(C) Glass - wood X	58	\$1,549
(D) Glass - metal X	64	\$1,645
(E) Solid Surface	54	\$1,819

To Order, Specify:
(See page 2 for details)

- 1 Model Number
- 2 Top Selection
 - A. Sketch Face Reverse Diamond Pattern
 - B. Glass Top
 - C. Glass Top with Wood "X" Detail
 - D. Glass Top with Metal "X" Detail - Specify Metal Color
Black Sandtex (BSX) or Stardust Silver (STS)
 - E. Solid Surface Top - Specify Top Color: Armadillo (ARM),
Black Pearl (BLP), Pebble Pearl (PEB) or
Pure White (PUR)
- 3 Wood Species - Maple (MA1)
- 4 Wood Finish
- 5 Edge Profile - Square (A) or Reeded (H)
- 6 Leg Option - Round (R) or Square (S)

2 Top Options:



Optional Solid Surface Top Color:

ARM	Armadillo	PEB	Pebble Pearl
BLP	Black Pearl	PUR	Pure White

4 Wood Finish Options:

ALE	Ale Medium	FLX	Flax
AUB	Auburn	HRV	Harvest
BRL	Barley	LGC	Legacy
BBM	Bourbon Medium	MCH	Mocha
BRM	Brighton Medium	NTO	Night Owl
BUT	Butterscotch	PRL	Praline
CIN	Cinnamon	SAF	Saffron
CLA	Classic	SIE	Sienna
CLL	Collectors	TOF	Toffee
EAR	Earthy	TRF	Truffle
ESP	Espresso	VEN	Venetian

Specifications

- Wood species - Maple veneer.
- Optional veneer top features reverse diamond maple veneer.
- Optional glass top is 3/8" thick tempered with beveled edges.
- Optional solid surface top is 1/2" thick with beveled edges. (Not available with metal or wood "X").
- Tables ship KD.
- Standard with nylon glides.

Bentley Occasional Tables Order Check List:



BENTLEY

Specify:

- 1. Model Number
- 2. Top Selection
 - A. Sketch Face Reverse Diamond Pattern
 - B. Glass Top
 - C. Glass Top with Wood "X" Detail
 - D. Glass Top with Metal "X" Detail - Specify Metal Color Black Sandtex (BSX) or Stardust Silver (STS)
 - E. Solid Surface Top - Specify Top Color: (ARM) Armadillo, (BLP) Black Pearl, (PEB) Pebble Pearl or (PUR) Pure White
- 3. Wood Species - Maple (MA1)
- 4. Wood Finish

Examples:

BN2424-22 (model #)	D (top selection)	MA1 (wood species)	AUB (finish)	Y (edge)	S (leg)	BSX (metal "X" color)
-------------------------------	-----------------------------	------------------------------	------------------------	--------------------	-------------------	---------------------------------

BN2424-22 (model #)	E (top selection)	MA1 (wood species)	AUB (finish)	Y (edge)	S (leg)	PUR (solid surface top color)
-------------------------------	-----------------------------	------------------------------	------------------------	--------------------	-------------------	-----------------------------------------

1. Model Number

3. Wood Species - Maple (MA1)

2. Top Selection:

4. Wood Finish Options:



Sketch face with reverse diamond pattern Maple veneer
Specify top option "A"



Glass top with 3/8" thick glass - 1/2" bevel edges
Specify top option "B"



Glass top is 3/8" thick glass - 1/2" bevel edges
Decorative wood "X" detail visible through the clear glass top
Specify top option "C"



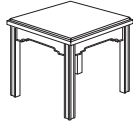
Glass top is 3/8" thick glass - 1/2" bevel edges
Decorative metal "X" detail with powder coat finish visible through the clear glass top
Specify top option "D" and metal color - Black Sandtex (BSX) or Stardust Silver (STS)



Solid surface top is 1/2" thick - 1/2" bevel edges
Specify top option "E" and top color: Armadillo (ARM), Black Pearl (BLP), Pebble Pearl (PEB) or Pure White (PUR)

- | | |
|---------------------|---------------|
| ALM Ale Medium | FLX Flax |
| AUB Auburn | HRV Harvest |
| BRL Barley | LGC Legacy |
| BBM Bourbon Medium | MCH Mocha |
| BRM Brighton Medium | NTO Night Owl |
| BUT Butterscotch | PRL Praline |
| CIN Cinnamon | SAF Saffron |
| CLA Classic | SIE Sienna |
| CLL Collectors | TOF Toffee |
| EAR Earthy | TRF Truffle |
| ESP Espresso | VEN Venetian |

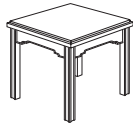
Description	D	W	H	CTN WT	CU FT	1 Model	List Price
End Table	30	30	22		5	BN3030-22	



Top Options:

(A) Veneer	44	\$1,162
(B) Glass	57	\$1,394
(C) Glass - wood X	60	\$1,483
(D) Glass - metal X	62	\$1,599
(E) Solid Surface	57	\$1,875

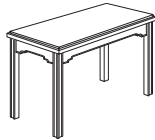
End Table	24	24	22		4	BN2424-22	
-----------	----	----	----	--	---	-----------	--



Top Options:

(A) Veneer	33	\$1,076
(B) Glass	38	\$1,192
(C) Glass - wood X	41	\$1,284
(D) Glass - metal X	43	\$1,374
(E) Solid Surface	38	\$1,563

End Table	20	28	22		4	BN2028-22	
-----------	----	----	----	--	---	-----------	--



Top Options:

(A) Veneer	32	\$1,076
(B) Glass	37	\$1,192
(C) Glass - wood X	41	\$1,284
(D) Glass - metal X	43	\$1,374
(E) Solid Surface	37	\$1,563

To Order, Specify:
(See page 2 for details)

1 Model Number

2 Top Selection

- A. Sketch Face Reverse Diamond Pattern
- B. Glass Top
- C. Glass Top with Wood "X" Detail
- D. Glass Top with Metal "X" Detail - Specify Metal Color
Black Sandtex (BSX) or Stardust Silver (STS)
- E. Solid Surface Top - Specify Top Color: Armadillo (ARM),
Black Pearl (BLP), Pebble Pearl (PEB) or
Pure White (PUR)

3 Wood Species - Maple (MA1)

4 Wood Finish

2 Top Options:



Optional Solid Surface Top Color:

ARM	Armadillo	PEB	Pebble Pearl
BLP	Black Pearl	PUR	Pure White

4 Wood Finish Options:

ALM	Ale Medium	FLX	Flax
AUB	Auburn	HRV	Harvest
BRL	Barley	LGC	Legacy
BBM	Bourbon Medium	MCH	Mocha
BRM	Brighton Medium	NTO	Night Owl
BUT	Butterscotch	PRL	Praline
CIN	Cinnamon	SAF	Saffron
CLA	Classic	SIE	Sienna
CLL	Collectors	TOF	Toffee
EAR	Earthy	TRF	Truffle
ESP	Espresso	VEN	Venetian

Specifications

- Wood species - Maple veneer.
- Optional veneer top features reverse diamond maple veneer.
- Optional glass top is 3/8" thick tempered with beveled edges.
- Optional solid surface top is 1/2" thick with beveled edges. (Not available with metal or wood "X").
- Tables ship KD.
- Standard with nylon glides.

Description	D	W	H	CTN WT	CU FT	① Model	List Price
End Table	29	N/A	22		5	BN29R-22	



Top Options:

(A) Veneer	29						\$1,660
(B) Glass	36						\$2,545
(C) Glass - wood X	38						\$2,638
(D) Glass - metal X	42						\$2,726
(E) Solid Surface	36						\$2,917

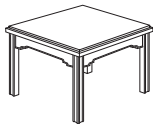
End Table	23	N/A	22		3	BN23R-22	
-----------	----	-----	----	--	---	----------	--



Top Options:

(A) Veneer	20						\$1,331
(B) Glass	30						\$1,868
(C) Glass - wood X	34						\$1,962
(D) Glass - metal X	37						\$2,052
(E) Solid Surface	30						\$2,243

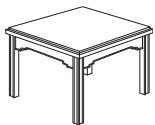
Magazine Table	42	42	16		9	BN4242-16	
----------------	----	----	----	--	---	-----------	--



Top Options:

(A) Veneer	73						\$1,682
(B) Glass	101						\$1,753
(C) Glass - wood X	103						\$1,846
(D) Glass - metal X	112						\$1,916
(E) Solid Surface	101						\$2,964

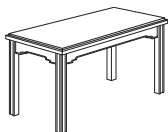
Magazine Table	30	30	16		5	BN3030-16	
----------------	----	----	----	--	---	-----------	--



Top Options:

(A) Veneer	44						\$1,162
(B) Glass	57						\$1,394
(C) Glass - wood X	60						\$1,483
(D) Glass - metal X	62						\$1,599
(E) Solid Surface	57						\$1,875

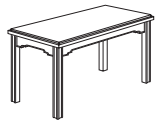
Magazine Table	24	48	16		7	BN2448-16	
----------------	----	----	----	--	---	-----------	--



Top Options:

(A) Veneer	43						\$1,433
(B) Glass	58						\$1,515
(C) Glass - wood X	60						\$1,598
(D) Glass - metal X	66						\$1,762
(E) Solid Surface	58						\$1,954

Description	D	W	H	CTN WT	CU FT	1 Model	List Price
-------------	---	---	---	-----------	----------	---------	------------



Magazine Table	20	42	16		5	BN2042-16	
Top Options:							
(A) Veneer				38			\$1,348
(B) Glass				54			\$1,447
(C) Glass - wood X				57			\$1,576
(D) Glass - metal X				63			\$1,681
(E) Solid Surface				54			\$1,905

Magazine Table	37	N/A	16		8	BN37R-16	
----------------	----	-----	----	--	---	----------	--



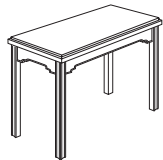
Top Options:							
(A) Veneer				62			\$1,820
(B) Glass				69			\$2,719
(C) Glass - wood X				74			\$2,755
(D) Glass - metal X				78			\$2,809
(E) Solid Surface				69			\$3,037

Magazine Table	29	N/A	16		5	BN29R-16	
----------------	----	-----	----	--	---	----------	--



Top Options:							
(A) Veneer				29			\$1,660
(B) Glass				35			\$2,545
(C) Glass - wood X				38			\$2,638
(D) Glass - metal X				42			\$2,726
(E) Solid Surface				36			\$2,917

Sofa Table	18	48	29		5	BN1848-29	
------------	----	----	----	--	---	-----------	--



Top Options:							
(A) Veneer				42			\$1,468
(B) Glass				54			\$1,589
(C) Glass - wood X				58			\$1,699
(D) Glass - metal X				64			\$1,795
(E) Solid Surface				54			\$1,981

To Order, Specify:
(See page 2 for details)

- 1 Model Number
- 2 Top Selection
 - A. Sketch Face Reverse Diamond Pattern
 - B. Glass Top
 - C. Glass Top with Wood "X" Detail
 - D. Glass Top with Metal "X" Detail - Specify Metal Color
Black Sandtex (BSX) or Stardust Silver (STS)
 - E. Solid Surface Top - Specify Top Color: Armadillo (ARM),
Black Pearl (BLP), Pebble Pearl (PEB) or
Pure White (PUR)
- 3 Wood Species - Maple (MA1)
- 4 Wood Finish

2 Top Options:



- Optional Solid Surface Top Color:**
- | | | | |
|-----|-------------|-----|--------------|
| ARM | Armadillo | PEB | Pebble Pearl |
| BLP | Black Pearl | PUR | Pure White |

4 Wood Finish Options:

- | | | | |
|-----|-----------------|-----|-----------|
| ALM | Ale Medium | FLX | Flax |
| AUB | Auburn | HRV | Harvest |
| BRL | Barley | LGC | Legacy |
| BBM | Bourbon Medium | MCH | Mocha |
| BRM | Brighton Medium | NTO | Night Owl |
| BUT | Butterscotch | PRL | Praline |
| CIN | Cinnamon | SAF | Saffron |
| CLA | Classic | SIE | Sienna |
| CLL | Collectors | TOF | Toffee |
| EAR | Earthy | TRF | Truffle |
| ESP | Espresso | VEN | Venetian |

Specifications

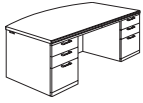
- Wood species - Maple veneer.
- Optional veneer top features reverse diamond maple veneer.
- Optional glass top is 3/8" thick tempered with beveled edges.
- Optional solid surface top is 1/2" thick with beveled edges. (Not available with metal or wood "X").
- Tables ship KD.
- Standard with nylon glides.



- Desks 24
- Modesty Panels 25
- Returns and Bridges 34
- Credenzas 38
- Overhead Cabinets. 42
- Back Panels and Tackboards 46
- Tool Rail Accessories. 54
- TV Storage. 55
- Wall Mount Storage 56
- Storage Towers. 63
- Overhead Bridge Storage. 66
- Transaction Applications 69
- Bookcases. 70
- Lateral Files 71
- Vertical Storage 72
- Cabinet Tops. 73
- Freestanding Tables 78

Broadway - Overview

Desks



Bow Front Double Pedestal Desk
Page 24



Double Pedestal Desk
Page 24

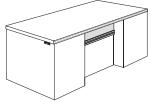


Electric Adjustable Height Table Desk
Page 26

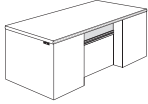


Pneumatic Adjustable Height Table Desk
Page 26

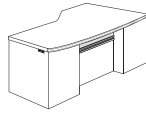
Modesty Panels



Metal/Veneer Trim Modesty Panel
Page 25



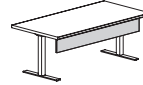
Metal/Veneer Trim Modesty Panel
Page 31



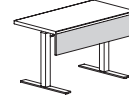
Metal/Veneer Trim Modesty Panel
Page 31



Metal/Veneer Trim Modesty Panel
Page 29



Adjustable Table Modesty Panel
Page 27



Adjustable Bridge Modesty Panel
Page 27

Table Desks



Wood Table Desk
Page 28



Metal Frame Table Desk with Glass Top
Page 28



Metal Frame Table Desk with Veneer Top
Page 28



Metal Frame Table Desk for COM Top
Page 28

Desk Applications



Bow Front Cockpit Single Pedestal Desk
Page 30

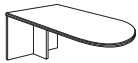


Bow Front Single Pedestal Desk
Page 30

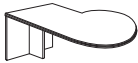


Single Pedestal Desk
Page 30

Peninsula Desks

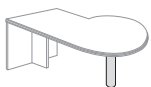


Bullet Peninsula Desk
Page 32

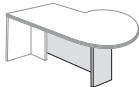


P-Top Peninsula Desk
Page 32

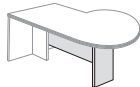
Peninsula Desk Bases and Modesty Panels



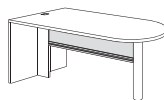
Column Base
Page 33



Full Modesty Panel
Page 33



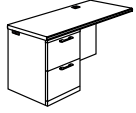
3/4 Modesty Panel
Page 33



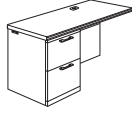
Trim Modesty Panel
Page 33

Broadway - Overview

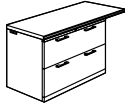
Return Applications



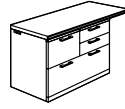
File/File Return
Page 34



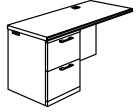
File/File Return with
Hinged Modesty
Page 34



Lateral File Return
Page 34



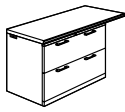
Multi-File Return
Page 34



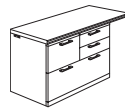
File/File Corner
Return
Page 35



File/File Corner Return
with Hinged Modesty
Page 35



Lateral File Corner
Return
Page 35

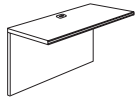


Multi-File Corner
Return
Page 35



Executive Corner Unit
Page 34

Bridge Applications



Executive Bridge
Page 36



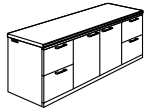
Bridge Top
Page 36

Adjustable Height Bridge

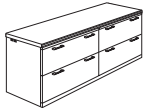


Electric Adjustable
Height Bridge
Page 37

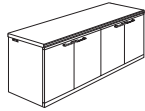
Credenzas



Storage Credenza
Page 38



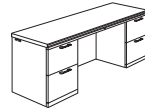
Lateral File Credenza
Page 38



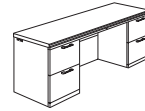
Four Door Credenza
Page 38



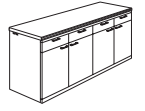
Two Door Credenza
Page 38



Kneespace Credenza
Page 39

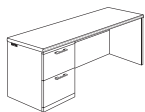


Kneespace Credenza
with Hinged Modesty
Page 39

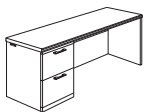


Buffet Credenza
Page 39

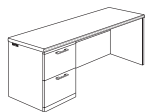
Credenza Applications



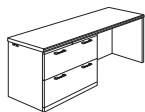
File/File Pedestal
Credenza
Page 40



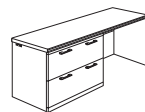
File/File Pedestal
Credenza with
Hinged Modesty
Page 40



File/File Reception
Pedestal Credenza
Page 40



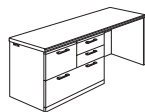
Lateral File Pedestal
Credenza
Page 41



Lateral File Pedestal
Credenza with
Hinged Modesty
Page 41



Multi-File Pedestal
Credenza
Page 41



Lateral File Pedestal
Credenza with
Hinged Modesty
Page 41

Broadway - Overview

Overhead Cabinets



Double Height Storage Overhead Cabinet with Four Doors
Page 42



Double Height Storage Overhead Cabinet with Four Glass Doors
Page 42



Double Height Storage Overhead Cabinet with Four Doors and Cubbies
Page 43



Double Height Storage Overhead Cabinet with Four Glass Doors and Cubbies
Page 43



Storage Overhead Cabinet with Four Doors
Page 44



Storage Overhead Cabinet with Four Glass Doors
Page 44



Storage Overhead Cabinet with Four Doors and Cubbies
Page 45



Storage Overhead Cabinet with Four Glass Doors and Cubbies
Page 45

Back Panels and Tackboards



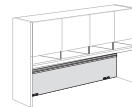
Tackboard for Storage Overhead Cabinet
Page 46



Tackboard for Storage Overhead Cabinet with Cubbies
Page 47



Tackboards for Accessory Rail
Page 48



Tackboards for Accessory Rail with Cubbies
Page 49



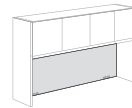
Veneer Panel and Tackboard for Accessory Rail
Pages 50-51



Veneer Panel for Accessory Rail
Page 52



Veneer Panel for Accessory Rail with Cubbies
Page 52



Veneer Back Panel Insert
Page 53



Veneer Back Panel Insert with Cubbies
Page 53

Accessories



Accessory Rail
Page 54



Upright Tray
Page 54



Small Tray
Page 54



Pencil Tray
Page 54



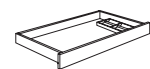
Paper Tray
Page 54



File Hanger
Page 54



Acrylic Accessory Tray
Page 54

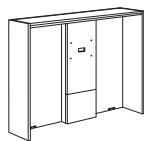


Center Drawer
Page 75

TV Storage



TV Storage Overhead
Page 55



Double Height TV Storage Overhead
Page 55

Broadway - Overview

Wall Mount Storage



Double Height Wall Mount Overhead Cabinet with Two Doors
Page 56



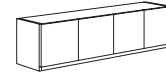
Double Height Wall Mount Overhead Cabinet with Two Glass Doors
Page 56



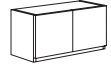
Double Height Wall Mount Overhead Cabinet with Two Doors and Cubbies
Page 56



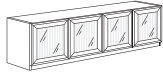
Double Height Wall Mount Overhead Cabinet with Two Glass Doors and Cubbies
Page 56



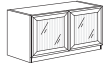
Wall Mount Overhead Cabinet with Four Doors
Page 57



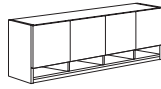
Wall Mount Overhead Cabinet with Two Doors
Page 57



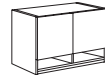
Wall Mount Overhead Cabinet with Four Glass Doors
Page 57



Wall Mount Overhead Cabinet with Two Glass Doors
Page 57



Wall Mount Overhead Cabinet with Four Doors and Cubbies
Page 58



Wall Mount Overhead Cabinet with Two Doors and Cubbies
Page 58

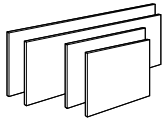


Wall Mount Overhead Cabinet with Four Glass Doors and Cubbies
Page 58

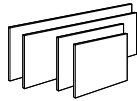


Wall Mount Overhead Cabinet with Two Glass Doors and Cubbies
Page 58

Tackboards

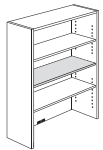


Wall Mount Tackboards
Pages 59-60

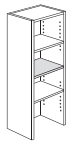


Wall Mount Tackboards for Overhead Cabinets with Cubbies
Pages 61-62

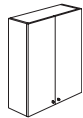
Storage Towers



Double Height Storage Tower
Page 63



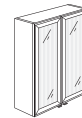
Double Height Storage Tower
Page 63



Double Height Storage Tower
Page 63



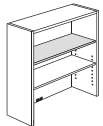
Double Height Storage Tower
Page 63



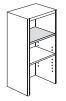
Double Height Glass Door Storage Tower
Page 64



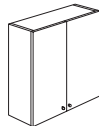
Double Height Glass Door Storage Tower
Page 64



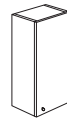
Storage Tower
Page 64



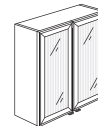
Storage Tower
Page 64



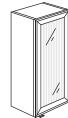
Storage Tower
Page 65



Storage Tower
Page 65

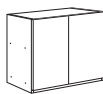


Glass Door Storage Tower
Page 65



Glass Door Storage Tower
Page 65

Bridge Mount Storage



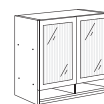
Double Height Bridge Mount Overhead Cabinet with Two Doors
Page 66



Double Height Bridge Mount Overhead Cabinet with Two Glass Doors
Page 66



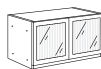
Double Height Bridge Mount Overhead Cabinet with Two Doors and Cubbies
Page 66



Double Height Bridge Mount Overhead Cabinet with Two Glass Doors and Cubbies
Page 66



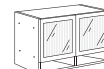
Bridge Mount Overhead Cabinet with Two Doors
Page 67



Bridge Mount Overhead Cabinet with Two Glass Doors
Page 67



Bridge Mount Overhead Cabinet with Two Doors and Cubbies
Page 67



Bridge Mount Overhead Cabinet with Two Glass Doors and Cubbies
Page 67

Broadway - Overview

Storage Towers

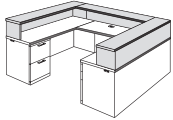


Storage Tower
Page 68



Storage Tower
Page 68

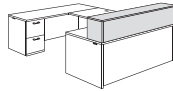
Transaction Counters



Transaction Counter
for U Unit
Page 69

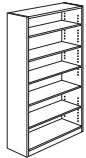


Transaction Counter
for L Unit
Page 69

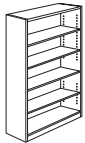


Transaction Counter
Page 69

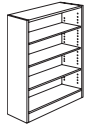
Bookcases



Bookcase
Page 70



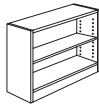
Bookcase
Page 70



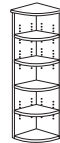
Bookcase
Page 70



Bookcase
Page 70



Bookcase
Page 70



Radius Bookcase
Page 70

Lateral Files



Lateral File
Page 71



Lateral File
Page 71

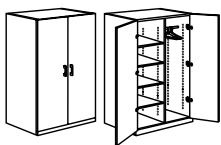


Lateral File
Page 71

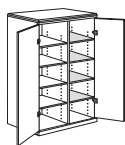


Pillow Top Mobile Pedestal
Page 76

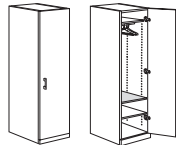
Storage Cabinets



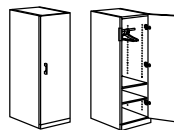
Wardrobe
Page 72



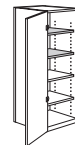
Hanging Bar to Shelves
Conversion Kit
Page 72



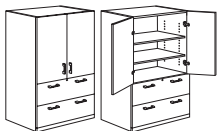
Double Height
Wardrobe
Page 72



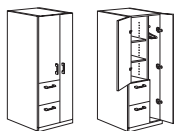
Wardrobe
Page 72



Hanging Bar to Shelves
Conversion Kit
Page 72



File/File Lateral
Storage Cabinet
Page 72



File/File Storage
Wardrobe
Page 72

Broadway - Overview

Cabinet Tops



Modular Cabinet Top
Page 73



Modular Cabinet Top
Page 74



Modular Cabinet Top
Page 74



Cornice Overhead Trim
Page 74

Printer Stand



Printer Stand
Page 75

Corner Unit



Corner Unit
Page 75

Conference Tables



Round Conference Table
Page 77



Round Magazine Table
Page 77

Tables



Sofa Table
Page 78



Magazine Table
Page 78



End Table
Page 78



End Table
Page 78



Metal Frame End Table with Glass Top
Page 78



Metal Frame End Table with Veneer Top
Page 78



Metal Frame End Table for COM Top
Page 78



Metal Frame Magazine Table with Glass Top
Page 79



Metal Frame Magazine Table with Veneer Top
Page 79



Metal Frame Magazine Table for COM Top
Page 79



Metal Frame Magazine Table with Glass Top
Page 80



Metal Frame Magazine Table with Veneer Top
Page 80



Metal Frame Magazine Table for COM Top
Page 80

Task Lights



48" w Task Light



24" w Task Light



31" w LED Starter Task Light



31" w LED Linking Adder Task Light



17" w LED Starter Task Light



17" w LED Linking Adder Task Light

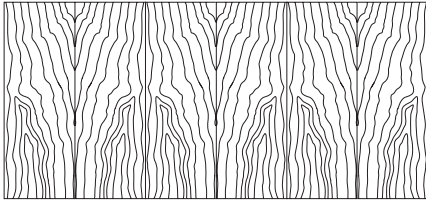


Motion Sensor for Task Lights

Broadway Product Information

Exterior Wood Materials

Exterior surfaces are made from the finest selected veneers to achieve clarity and consistency in the Broadway product line. To attain a pleasing, symmetrical pattern, all veneers in Broadway are book-matched. All exterior solid lumber is matched to coordinate with the veneer.



Book Matched Example

Alternating pieces of veneer are flipped over so they face each other like the pages within a book.

Broadway is available in flat cut cherry, maple and walnut veneer. A wide range of wood stains have been formulated to enhance the beauty of the veneer.

Solid painted finishes on the veneer are also offered to provide an accent to the Broadway product.

Work Surface Construction

Tops are 5-ply balanced construction, 1 1/2" thick with solid matching hardwood edges.

Matching or coordinating high pressure laminate in a veneer grain can be applied to the top surface and is available at no additional charge.

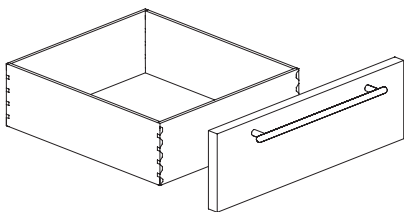
Case Construction

Outside panels are 13/16" and joined together by mortise and tenon construction. In addition to mortise and tenon joint construction, pedestal joints are reinforced with screws, cleats, brackets and glue. Leveling glides are set into solid hardwood blocks with t-nut inserts, which helps to prevent the leveling glide from tear out. Tops are secured to the chassis with top fastening cleats screwed to the inside of the panels.

Cabinet doors have 110° swing hinges to allow adequate access into the interior of the cabinet.

Drawers

The 9ply unidirectional hardwood sides of the drawer box are 7/16" thick assembled with English dovetail construction at each corner of the box. The drawer bottom panel is 1/4" thick fitting into a groove machined into the side of the box. Interiors are sanded and coated with clear U.V. finish to protect against shrinking, swelling or warping, and to provide a clean, smooth feel and appearance.



Drawer Suspension

The high quality black drawer suspensions carry a lifetime warranty. Slides feature steel ball bearings for longer life with cushioned in/out stops. File and box drawers have 100% full extension with over travel.

Filing Hardware

All file drawers are constructed with a custom designed filing system in place to allow for hanging folders. Filing diagram on pages 16-17.

Locking

All desks, lateral files and free standing credenzas feature central locking. Returns and single pedestal credenzas feature pedestal locking to provide maximum security and flexibility.

Units are shipped randomly keyed as standard (units in the grouping are keyed alike). Keyed alike units are available if requested at no upcharge. Removable cores for in-field re-keying are standard.

Finish - Stain/Colors

We offer a variety of wood stains and paint colors on Broadway. Please see the chart below. Samples are available upon request.

Finishes with an asterisk (*) have coordinating laminate tops.

CH1 Cherry *Flat Cut Veneer*

BRL Barley	EAR Earthy
BBM Bourbon Medium	HRV Harvest*
BRM Brighton Medium	LGC Legacy
CLA Classic	PRL Praline*
CLL Collectors*	SAF Saffron

MA1 Maple *Flat Cut Veneer*

ALM Ale Medium	FLX Flax
BUT Butterscotch	VEN Venetian
CIN Cinnamon	

WA1 Walnut *Flat Cut Veneer*

AUB Auburn	SIE Sienna*
ESP Espresso	TOF Toffee
MCH Mocha*	TRF Truffle*
NTO Night Owl*	

PNT Paint *Maple Flat Cut Veneer*

BKD Backdrop	GRV Greek Villa
BFX Black Fox	NET Network Gray
BWH Bright White	NWH Nonchalant White
CGP Cargo Pants	STM Storm
CHT Chatroom	TRC Tricorn Black
FRR French Roast	

Protective Top Coat

DuraTex™ offers exceptional hardness along with abrasion and impact resistance, it has been formulated to eliminate hazardous and harmful gases that are normally associated with wood finish.

DuraTex™ Features

Safety - Significantly reduces hazardous formaldehyde emissions, which help improve the quality of the indoor air we breathe.

Quality - Developed to be tough and durable with special attention to appearance. The DuraTex™ finish preserves the natural beauty of wood.

Durability - Designed to meet a wide range of demanding performance and environmental standards to withstand even the highest wear and tear.

Broadway Product Information

Product Modification

Laminate Tops

Worksurface only, no additional upcharge if coordinating wood grain laminate is specified. Contact Customer Service for any other laminate request. Listed below are finishes that have coordinating wood grain HPL laminates.

Cherry Finishes	Walnut Finishes
Collectors	Mocha
Harvest	Night Owl
Praline	Sienna
	Truffle

Special Finishes

Special finishes can be requested by following the instruction in the general introduction section, page 3. There is a one time charge of \$332 list per order.

Two-Tone Finish

Units specified in a two tone finish (either two different paint finishes or a paint finish and wood stain) requires approval with an upcharge of 8% to the list price.

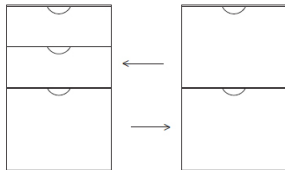
Oak Veneer

Upon request veneer can be changed from the standard offering to oak flat cut veneer with an additional 40% upcharge to the list of each item.

Pedestal Configuration Change

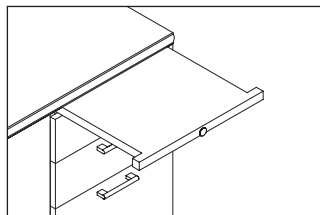
Box-box-file configuration is standard on all desks and file-file configuration is standard on all return units.

Broadway drawer configuration on pedestals 30" high can be switched out either to a box-box-file or file-file configuration, but must be specified at the time of order and with an additional \$178 list per pedestal.



Writing Shelf - Pull Out (Arm Slide)

Desk Pedestals in Broadway can have an optional pull out shelf above the top drawer for additional writing surface. Add \$330 to the list for each pedestal. The locking on the pedestal will change from central locking system to pedestal locking system.



Special Sizes from Standard Offering

The following chart contains pricing for general modifications to Broadway. **All modifications still must be approved by JSI manufacturing,** please contact Customer Service to verify any of the modifications listed in the chart below. More complex modification to standard product may be possible, please refer to page 3 for additional details.

This chart does not apply to glass doors, glass tops or to metal components; such as modesty trims panels, structural support and cornices. Any changes to file drawers will affect filing capabilities.

Increasing Dimensions - Add On to the list Per 6" Occurrence

Overhead	
Increasing width	\$829
Increasing depth	\$1,415
Increasing width with doors	\$982
Increasing depth with doors	\$1,514
Any Pedestal	
Increasing width	\$1,177
Increasing depth	\$1,050
Any Panel	
Increasing width	\$268
Any Top	
Increasing width	\$349
Increasing depth	\$493

Decreasing Dimensions Add On to the list Per 6" Occurrence

Overhead	
Decreasing width	\$253
Decreasing depth	\$253
Decreasing width with doors	\$346
Decreasing depth with doors	\$346
Any Pedestal	
Decreasing width	\$1,094
Decreasing depth	\$977
Any Panel	
Decreasing width	\$129
Any Top	
Decreasing width	\$190
Decreasing depth	\$190

Example 1

Increasing open corner credenza width by 11", from 84" to 95".

Add Top Width (\$349 × 2) [\$349 for each 6" increment]

Add Panel Width (\$268 × 2) [\$268 for each 6" increment]

Total Modification = \$1,234 upcharge

Example 2

Increasing a desk pedestal depth from 36" to 40" & increase the width of the same pedestal by 8".

Add Pedestal Depth \$1,050

Add Pedestal Width (\$1,177 × 2) [\$1,177 for each 6" increment]

Total Modification = \$3,404 upcharge

Example 3

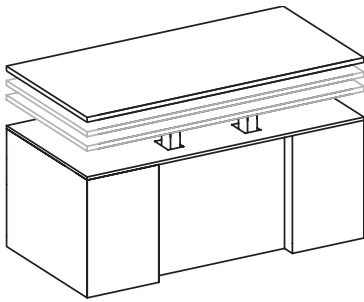
Decreasing an overhead from 60" to 58" width & increasing the depth by 3".

Decrease Overhead Width \$253

Add Overhead Depth \$1,415

Total Modification = \$1,668 upcharge

Broadway Product Information



ERGO Adjustable Work Height Mechanism

Our proprietary adjustable work height mechanism can be specified on many of the models in Broadway.

ERGO mechanism allows height adjustability to be added to the worksurface. Our solution uses a standardized design that minimizes the modifications required to standard desk, bridge or credenza models. The mechanism and control box are neatly concealed to maintain the appearance of the original elegance of the product. A push button activates the electric powered lifting columns for adjustability from sitting height to a standing height. A $\frac{3}{4}$ " thick finished sub top is added to the top of the desk chassis for a clean appearance when the surface is in the raised position. In the lowered position, please note that ERGO adds $\frac{3}{4}$ " to the standard height of the desk and the installation will decrease kneespace depth by 8".

Automatic Collision Control is built in to each mechanism as a standard feature. When the system senses an obstacle obstructing the movement, the mechanism will reverse direction and retreat by 1".

When ERGO is added to a worksurface in an "L" or "U" group, all units in the configuration need to have a sub top added. These units are considered to be ERGO ADJACENT units. ERGO ADJACENT units must have a fixed height worksurface that matches the lowest position of the ERGO mechanism and the top. This is accomplished by adding a $\frac{3}{4}$ " sub top between the chassis and the worksurface. This feature can also be specified for cabinets which may sit next to a unit with the ERGO mechanism.

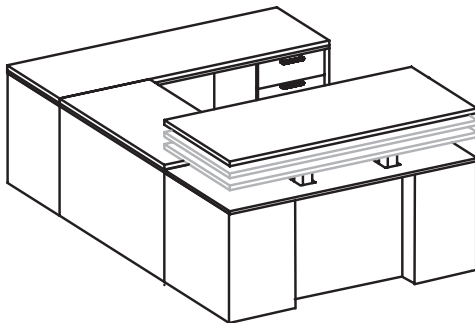
Height adjustment starts at $30\frac{1}{4}$ ", to a standing height of $49\frac{3}{4}$ ", a range of $19\frac{1}{2}$ ".

To specify the unit that has the mechanism add **ERGO** to the end of the model number.

To specify the connecting or adjacent units add **ERGO ADJACENT** to the end of the model number.

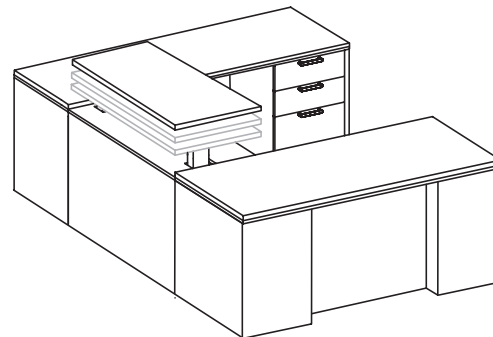
Note: The kneespace depth is decreased when the ERGO mechanism is specified. Contact Customer Service for dimension information.

The Ergo mechanism and controls are warranted for a period of (1) year. The rest of the casegood unit(s) are warranted under the normal fifteen (15) year warranty.



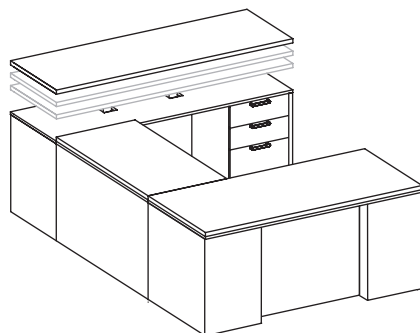
Example

BR3672LD-ERGO	add \$4,223 to list
BR2448EB-ERGO ADJACENT	add \$542 to list
BR2472RC-ERGO ADJACENT	add \$635 to list



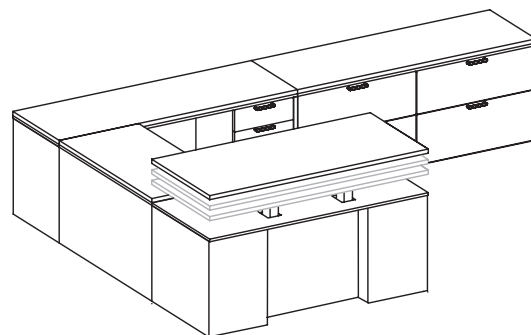
Example

BR3672LD-ERGO ADJACENT	add \$635 to list
BR2448EB-ERGO	add \$4,223 to list
BR2472RC-ERGO ADJACENT	add \$635 to list



Example

BR3672LD-ERGO ADJACENT	add \$635 to list
BR2448EB-ERGO ADJACENT	add \$542 to list
BR2472RC-ERGO	add \$4,223 to list



Example

BR3672LD-ERGO	add \$4,223 to list
BR2448EB-ERGO ADJACENT	add \$542 to list
BR2472RC-ERGO ADJACENT	add \$635 to list
BR2472LFC-ERGO ADJACENT	add \$635 to list

Broadway Product Information

Availability of Broadway Units with the Mechanism

The following models are available with the ERGO Adjustable Work Height Mechanism. When specifying add "ERGO" to the end of the model number.

Adjacent Connecting Units - Models below require adjacent products to create "L" or "U" layouts; add \$4,223 to the list price.

<u>Single Pedestal Desk</u>	<u>Bridges</u>	<u>Credenzas</u>	<u>Returns</u>	<u>Corner Units</u>
BR4878CBDL	BR2448EB	BR2484LC	BR2448ELCR	BR4242ERCU
BR4878CBDR	BR2442EB	BR2484RC	BR2448ERCR	BR4242ELCU
BR4272LBD	BR2436EB	BR2472LC	BR2448ELR	BR4242CU
BR4272RBD		BR2472RC	BR2448ERR	
BR3672LD		BR2466LC	BR2442ELCR	
BR3672RD		BR2466RC	BR2442ERCR	
BR3066LD			BR2442ELR	
BR3066RD			BR2442ERR	

Freestanding Units - Models below do not require adjacent products; add \$4,223 to the list price.

<u>Double Pedestal Desk</u>	<u>Credenzas</u>
BR4284BD	BR2484KC
BR4272BD	BR2472KC
BR3684DD	BG2466KC
BR3672DD	
BR3072DD	
BR3066DD	

Connecting or Adjacent Units to Match Starting Height

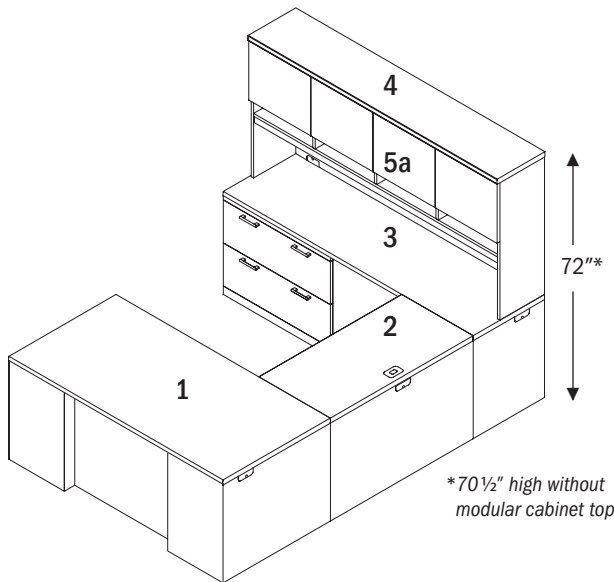
All the units listed above can be specified as connecting or adjacent units. Other Broadway units could also be used as connecting units, please contact Customer Service for additional items and pricing. When specifying please add "ERGO ADJACENT" to the end of the model number.

Pricing for Standard Connecting or Adjacent Units
 Tops larger than 24" x 48" add \$635 to the list price.
 Tops 24" x 48" or smaller add \$542 to the list price.

Broadway Product Information

Layouts

Two heights of storage overheads are available in Broadway.

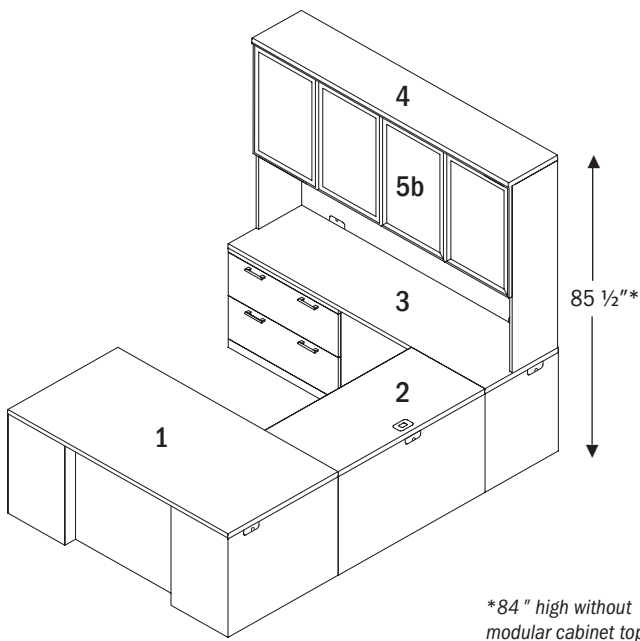


Broadway is an option rich product line, which allows the product to fit regional style, while still providing easy to specify layouts.

Easily specified and setup while providing well established layouts in the office environment.

- 1 Single Pedestal Desk** with the standard box, box, file pedestal configuration and side locking. Standard side grommet keeps the desk top clean from wires, while still having convenient wire management.
- 2 Bridge** standard with top back panel grommet and mounting hardware.
- 3 Lateral File Credenza** available with fixed back panel or hinged modesty panel to gain access to the wall.
- 4 Modular Cabinet Top** is a specification option, which adds another level of aesthetics to the overhead cabinet. Can also be used to create the appearance of one overhead cabinet when using more than one modular overhead.
- 5a Overhead Cabinet** height is 40 1/2" for an overall height 70 1/2" (add 1 1/2" if specifying modular cabinet tops). Standard with left and right grommets on the back panel. Available in aluminum frame glass doors. Models without cubbies are also available.
- 5b Overhead Cabinet** height is 52 1/2" for an overall height 82 1/2" (add 1 1/2" if specifying modular cabinet tops). Standard with left and right grommets on the back panel. Shown in aluminum frame doors, also available in wood doors.

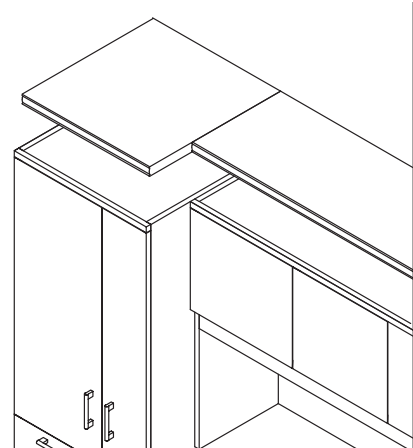
Note: Tackboard or panels can be added to the inside back of the overhead cabinet, along with the accessory rails.



Taller overhead storage allows for maximum storage while keeping a compact footprint in the layout.

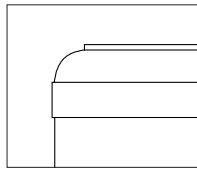
Modular Cabinet Tops

All adjacent units must have modular cabinet tops to maintain the same finish height.

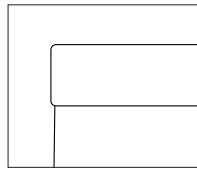


Broadway Product Information

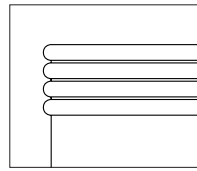
Top Edge Details



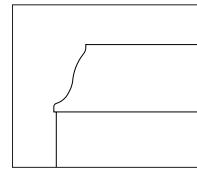
Classic (L)



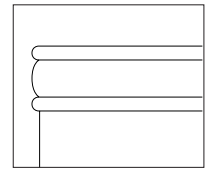
Eased (R5)



Reeded (N)

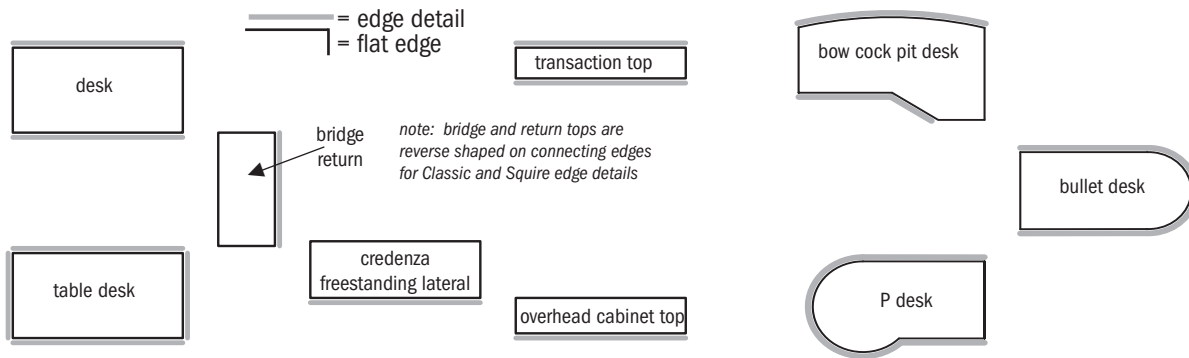


Squire (K2)



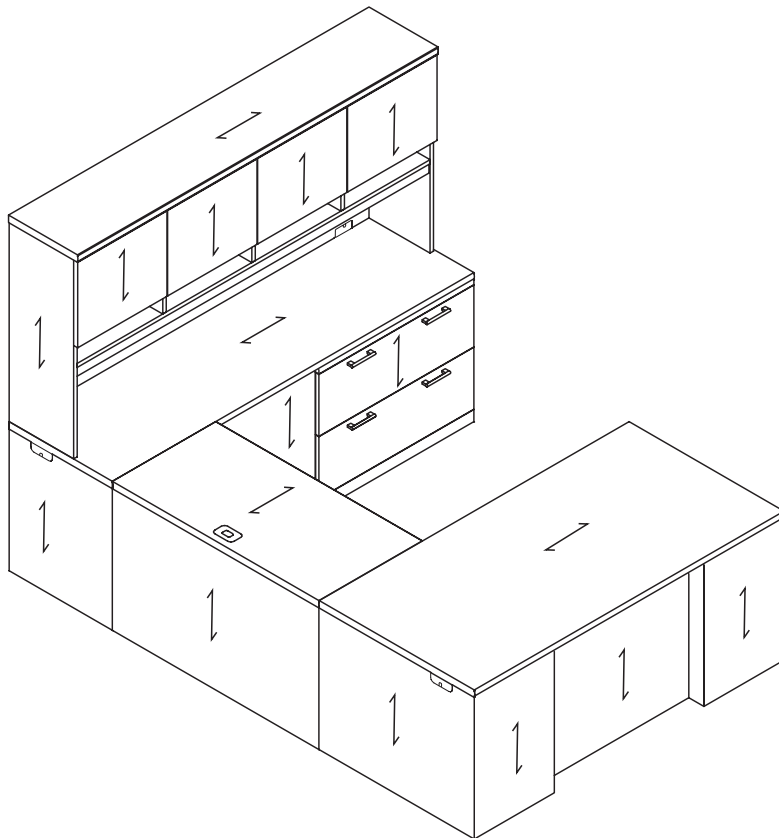
Transitional (M)

Top Edge Detail Location



Note: The above drawings apply only to the Eased, Reeded and Transitional edges.

Standard Grain Direction



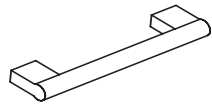
Notes:

Grain direction on returns and bridges run short grain.

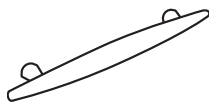
Grain on valance rails on overhead cabinet run vertical.

Broadway Product Information

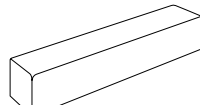
Pull Style and Color Options




Bar
Matte Black (MBK)
Polished Nickel (PNK)



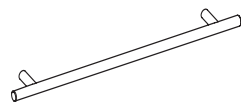
Bask
Polished Nickel (PNK)



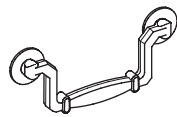
Block
Matte Nickel (MNK)



Curve
Matte Nickel (MNK)



Lineal
Matte Nickel (MNK)



Belmont
Burnished Brass (BBR)

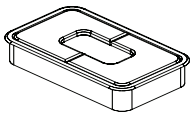


Scoop
Matte Black (MBK)
Polished Nickel (PNK)



Wedge
Matte Nickel (MNK)

Grommet and Color Options



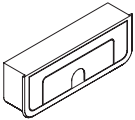
Worksurface Grommet

Additional worksurface grommets can be specified on desks, credenzas, and other types of veneer/laminate worksurfaces. The grommet location must be approved by JSI manufacturing, contact Customer Service.

Add \$99 to the list for each additional grommet.

Grommet color must be specified, select Matte Black or Stardust Silver choose one color for all grommets. If no color is selected, grommet color will coordinate with the pull color. Lock cores will match grommet color

Matte Black (MBK)
Stardust Silver (STS)




End/Back Panel Grommet

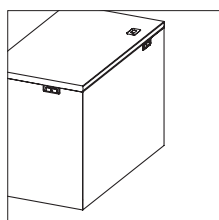
The end/back panel grommets are standard, for any special consideration contact Customer Service.

Standard Grommets Locations

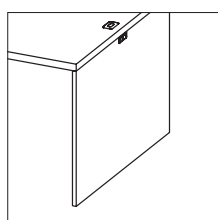
Broadway features grommets and wire pass thru on all cabinets, allowing wiring to move from unit to unit or from unit to the data or power data source.



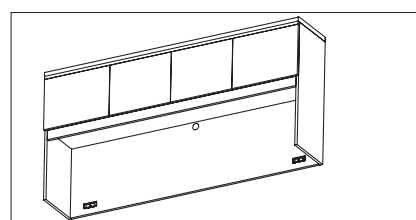
Desks - Credenza
End Panel Grommet



Returns
Work Surface Grommet
End Panel Grommet
Back Panel Grommet



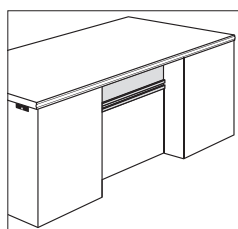
Bridge
Work Surface Grommet
Back Panel Grommet



Overhead Cabinet
Back Panel Grommet
Back Center Pass Thru

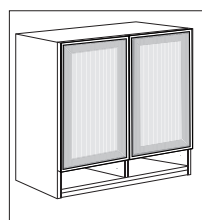
Note: See the accessory section in this price list for additional wiring and power/data options.

Product Trim Features and Options



Trim Modesty Panel

- Decorative metal in 3 finishes
 - Black Sandtex (BSX)
 - Soft Nickel (SNK)
 - Stardust Silver (STS)
- Top panel in veneer or paint
- Available on
 - Break Front Desks
 - Table Desks
 - Bullet Desk
 - P Style Desk

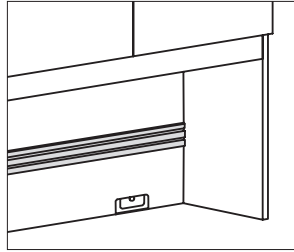


Aluminum Frame Doors

- Anodized Aluminum Finish
- Two Glass Treatments
 - Frosted Glass (acid etched back)
 - White Linen
- Available on
 - Overhead Cabinets
 - Storage Towers

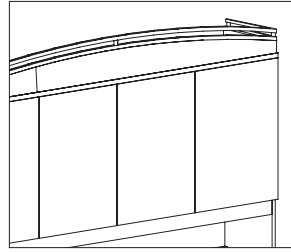
Broadway Product Information

Product Trim Features and Options *(continued)*



Aluminum Accessory Rail

- Anodized Aluminum Finish
- Accessory Tools (see page 54)
 - Upright Tray
 - Small Tray
 - Pencil Tray
 - Paper Tray
 - File Hanger



Cornice Overhead Trim

- Two Arched Metal Tubes
 - Black Sandtex (BSX)
 - Soft Nickel (SNK)
 - Stardust Silver (STS)
- Veneer Arched Panel Insert

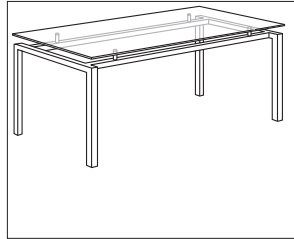
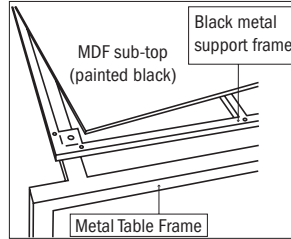


Table Desk

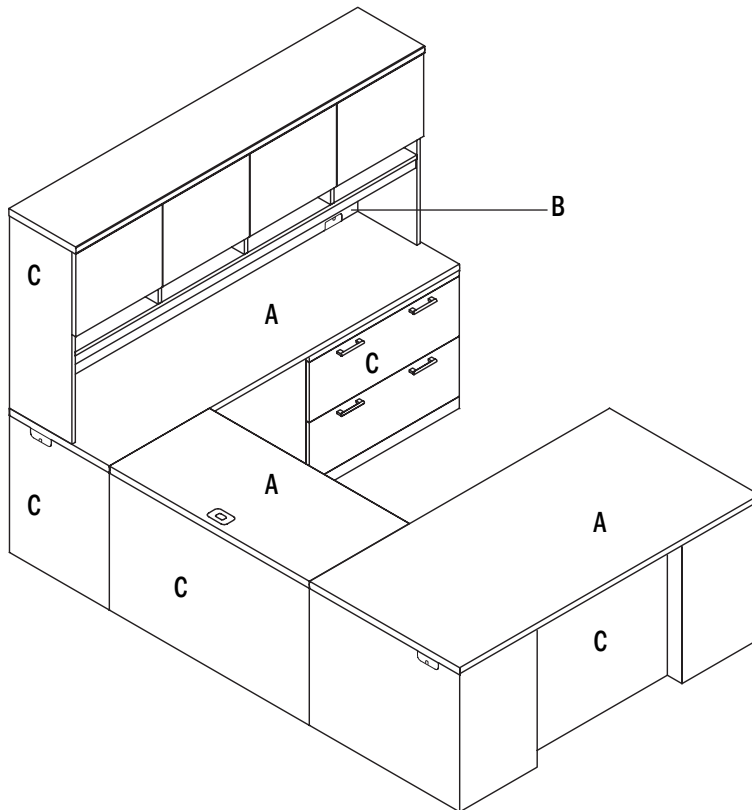
- Top Surface
 - Glass (*clear*)
 - White Back Painted Glass Veneer
 - COM (*right diagram*)
- Frame Finishes
 - Black Sandtex (BSX)
 - Soft Nickel (SNK)
 - Stardust Silver (STS)



Customer Supplies Top

- Table Frame with Support
- Allows for Unique Materials
- Frame Finishes
 - Black Sandtex (BSX)
 - Soft Nickel (SNK)
 - Stardust Silver (STS)

Product Finish Features



A Worksurface - cherry, maple or walnut veneer finishes or paint (maple only)

- B Overhead Back Panel Option**
- 1) back the same as chassis
 - 2) tackboard insert with or without accessory rail
 - 3) veneer finish with or without accessory rail
 - 4) paint on maple veneer with or without accessory rail

C Chassis - veneer finish or paint on maple veneer (*drawer fronts must match chassis*)

Notes:

Units produced in a two-tone finish will require an additional 8% upcharge.

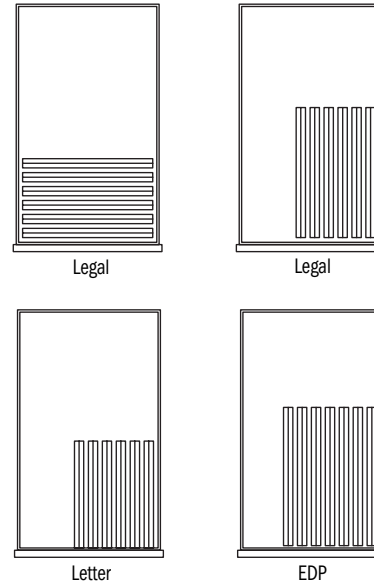
Only two finishes per unit (either two different paint finishes or paint finish and a wood stain).

Broadway Product Information

DESK

Model	Description	Drawer Configuration (User Side)	
		Left Pedestal	Right Pedestal
BR4284BD	Double Pedestal Bow Desk	Box/Box/File	Box/Box/File
BR4272BD	Double Pedestal Bow Desk	Box/Box/File	Box/Box/File
BR3684DD	Double Pedestal Desk	Box/Box/File	Box/Box/File
BR3672DD	Double Pedestal Desk	Box/Box/File	Box/Box/File
BR3072DD	Double Pedestal Desk	Box/Box/File	Box/Box/File
BR3066DD	Double Pedestal Desk	Box/Box/File	Box/Box/File
BR4878CBDR	Right Pedestal Bow Desk		Box/Box/File
BR4878CBDL	Left Pedestal Bow Desk	Box/Box/File	
BR4272RBD	Right Pedestal Desk		Box/Box/File
BR4272LBD	Left Pedestal Desk	Box/Box/File	
BR3672RD	Right Pedestal Desk		Box/Box/File
BR3672LD	Left Pedestal Desk	Box/Box/File	
BR3072RD	Right Pedestal Desk		Box/Box/File
BR3072LD	Left Pedestal Desk	Box/Box/File	
BR3066RD	Right Pedestal Desk		Box/Box/File
BR3066LD	Left Pedestal Desk	Box/Box/File	

Filing Options



Interior Drawer Dimensions	Depth	Width	Height
Box	21"	14 7/8"	4 1/4"
File	25 3/8"	14 7/8"	12 1/4"

BROADWAY

TABLE DESK

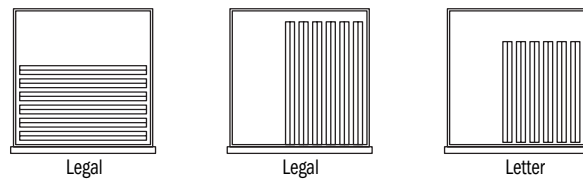
Model	Description	Drawer Configuration (User Side)		
		Left	Center	Right
BR3672TDW	Table Desk	Tray	Pencil	Tray

Interior Drawer Dimensions	Depth	Width	Height
Tray	19 1/4"	14 7/8"	4 1/4"
Pencil	19 1/4"	30"	1 7/8"

MOBILE PEDESTALS

Model	Description	Drawer Configuration
		Single Pedestal Width
BR1820MP	Mobile Pedestal	Box/Box/File
BR1820PT	Mobile Pedestal	File

Filing Options

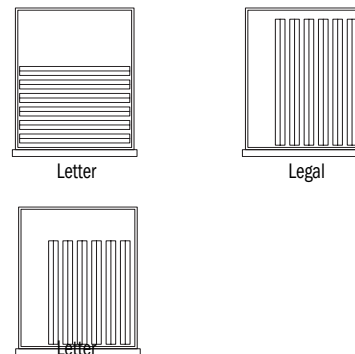


Interior Drawer Dimensions	Depth	Width	Height
Box	21"	14 7/8"	4 1/4"
Center	15 1/4"	14 7/8"	9 3/8"

EXECUTIVE RETURNS

Model	Description	Drawer Configuration (User Side)	
		Left Pedestal	Right Pedestal
BR2448ERR	Right Executive Return		File/File
BR2448ELR	Left Executive Return	File/File	
BR2442ERR	Right Executive Return		File/File
BR2442ELR	Left Executive Return	File/File	
BR2448ERCR	Right Executive Return		File/File
BR2448ELCR	Left Executive Return	File/File	
BR2448ERCR	Right Executive Return		File/File
BR2448ELCR	Left Executive Return	File/File	

Filing Options



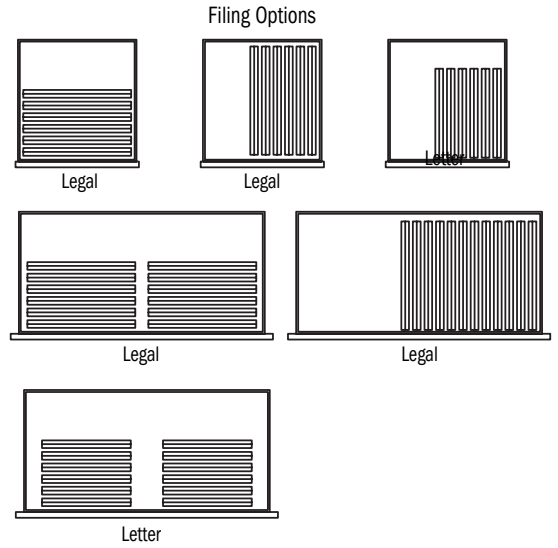
Interior Drawer Dimensions	Depth	Width	Height
File	15 1/4"	11 7/8"	9 3/8"

Broadway Product Information

EXECUTIVE RETURNS with Lateral File

Model	Description	Drawer Configuration (User Side)	
		Left Pedestal	Right Pedestal
BR2448LRR	Right Lateral Return		2 Lateral Drawers
BR2448LLR	Left Lateral Return	2 Lateral Drawers	
BR2448MRR	Right Multi-File Return		2 Box / File Lateral Drawers
BR2448MLR	Left Multi-File Return	2 Box / File Lateral Drawers	
BR2448LRCR	Right Lateral Return		2 Lateral Drawers
BR2448LLCR	Left Lateral Return	2 Lateral Drawers	
BR2448MRCR	Right Multi-File Return		2 Box / File Lateral Drawers
BR2448MLCR	Left Multi-File Return	2 Box / File Lateral Drawers	

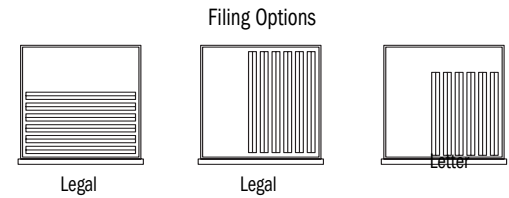
Interior Drawer Dimensions	Depth	Width	Height
Box	15 1/4"	13 7/8"	4 1/4"
File	15 1/4"	14 7/8"	9 3/8"
Lateral File	15 1/4"	31 3/8"	9 3/8"



CREDENZA

Model	Description	Drawer Configuration (User Side)	
		Left Pedestal	Right Pedestal
BR2472SC	Storage Credenza ¹	File/File	File/File
BR2466SC	Storage Credenza ¹	File/File	File/File
BR2484KC	Kneespace Credenza	File/File	File/File
BR2484KCD	Kneespace Credenza	File/File	File/File
BR2472KC	Kneespace Credenza	File/File	File/File
BR2472KCD	Kneespace Credenza	File/File	File/File
BR2466KC	Kneespace Credenza	File/File	File/File
BR2466KCD	Kneespace Credenza	File/File	File/File
BR2484RC	Right Pedestal Credenza		File/File
BR2484RCD	Right Pedestal Credenza		File/File
BR2484LC	Left Pedestal Credenza	File/File	
BR2484LCD	Left Pedestal Credenza	File/File	
BR2472RC	Right Pedestal Credenza		File/File
BR2472RCD	Right Pedestal Credenza		File/File
BR2472LC	Left Pedestal Credenza	File/File	
BR2472LCD	Left Pedestal Credenza	File/File	
BR2472RCR	Right Pedestal Credenza		File/File
BR2472LCR	Left Pedestal Credenza	File/File	
BR2466RC	Right Pedestal Credenza		File/File
BR2466RCD	Right Pedestal Credenza		File/File
BR2466LC	Left Pedestal Credenza	File/File	
BR2466LCD	Left Pedestal Credenza	File/File	

Interior Drawer Dimensions	Depth	Width	Height
File	15 1/4"	14 7/8"	9 3/8"



¹Center Section - Hinge Door Storage

Buffet Credenza

Model	Description	Drawer Configuration
		Along the Top ²
BR2472BSC	Buffet Credenza ²	4 Box Drawers

Interior Drawer Dimensions	Depth	Width	Height
Box	15 1/4"	14 3/16"	4 1/4"

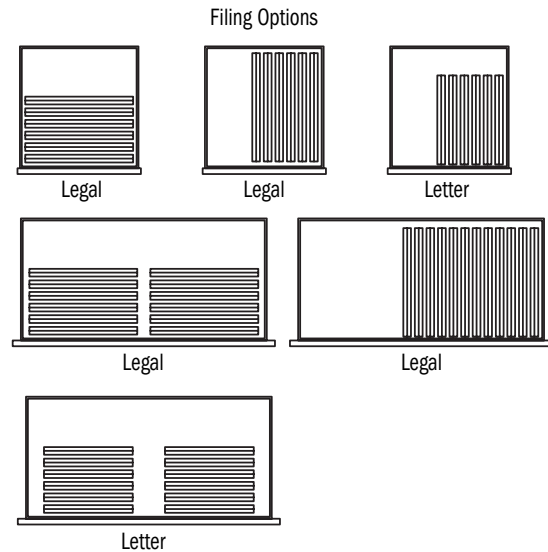
²Bottom Section - Hinge Door Storage

Broadway Product Information

CREDENZA - LATERAL

Model	Description	Drawer Configuration (User Side)	
		Left Pedestal	Right Pedestal
BR2472LFC	Lateral File Credenza	2 Lateral Drawers	2 Lateral Drawers
BR2472LRC	Right Lateral File Credenza		2 Lateral Drawers
BR2472LRCD	Right Lateral File Credenza		2 Lateral Drawers
BR2472LLC	Left Lateral File Credenza	2 Lateral Drawers	
BR2472LLCD	Left Lateral File Credenza	2 Lateral Drawers	
BR2472MRC	Right Multi-File Credenza		2 Box / File/Lateral
BR2472MRCD	Right Multi-File Credenza		2 Box / File/Lateral
BR2472MLC	Left Multi-File Credenza	2 Box / File/Lateral	
BR2472MLCD	Left Multi-File Credenza	2 Box / File/Lateral	

Interior Drawer Dimensions	Depth	Width	Height
Box	15 1/4"	13 7/8"	4 1/4"
File	15 1/4"	14 7/8"	9 3/8"
Lateral File	15 1/4"	31 3/8"	9 3/8"

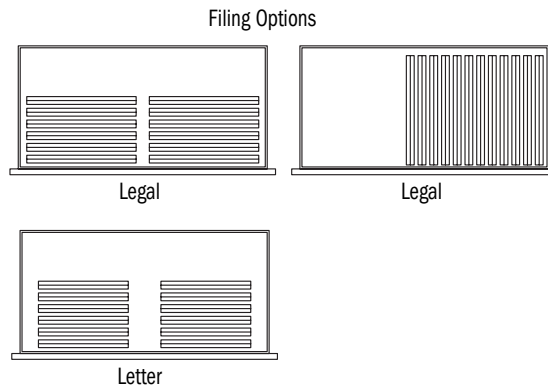


BROADWAY

LATERAL FILE CABINET

Model	Description	Drawer Configuration
		Single Lateral Pedestal Width
BR3654LF	4 Drawer Lateral File Cabinet	4 Lateral Drawers
BR3642LF	3 Drawer Lateral File Cabinet	3 Lateral Drawers
BR3630LF	2 Drawer Lateral File Cabinet	2 Lateral Drawers

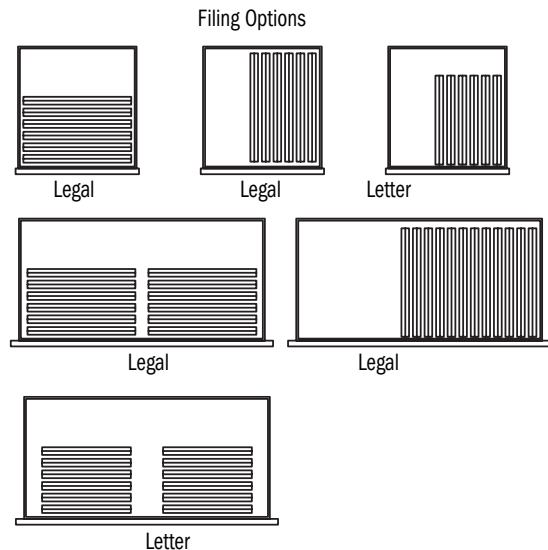
Interior Drawer Dimensions	Depth	Width	Height
Lateral File	15 1/4"	31 3/8"	9 3/8"



Tall Storage Cabinets

Model	Description	Drawer Configuration
		Single Lateral Pedestal Width
BR3672SWLF	Storage Cabinet	2 Lower Lateral Drawers
BR2472SWR	Storage Cabinet	2 File Drawers on Lower Right
BR2472SWL	Storage Cabinet	2 File Drawers on Lower Left

Interior Drawer Dimensions	Depth	Width	Height
File	15 1/4"	11 7/8"	9 3/8"
Lateral File	15 1/4"	31 3/8"	9 3/8"



ADDITIONAL DRAWER SIZES

Vertical Storage Tower - BR2116DT - Bottom Drawer
Interior Sizes - 11 1/4" d x 13 7/8" w x 1 7/8" h

Center Drawer - BR2032CD
Interior Sizes - 16" d x 25 1/8" w x 1 7/8" h

Center Drawer - BR2026CD · BR2026CDB
Interior Sizes - 16" d x 17 3/8" w x 1 7/8" h

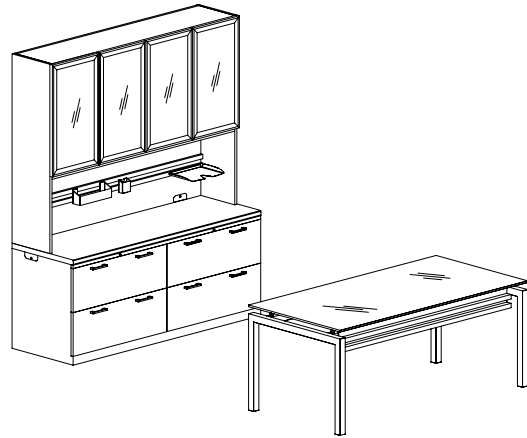
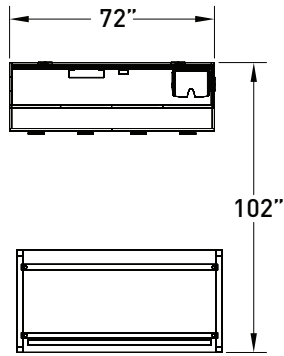
Center Drawer - BR2038CD
Interior Sizes - 16" d x 31 1/8" w x 1 7/8" h

Center Drawer - BR2031CD
Interior Sizes - 16" d x 23 3/8" w x 1 7/8" h

Center Drawer - BR1825CD · BR1825CDB
Interior Sizes - 16" d x 17 3/8" w x 1 7/8" h

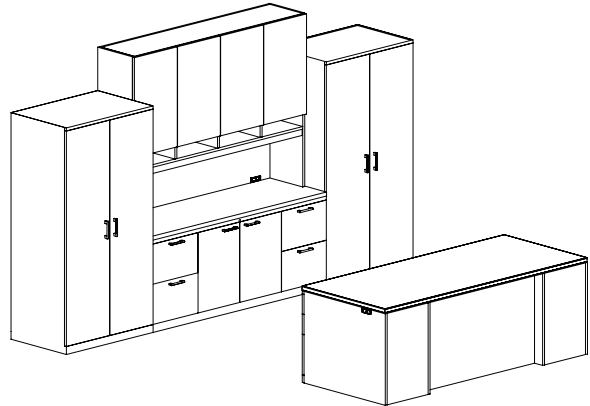
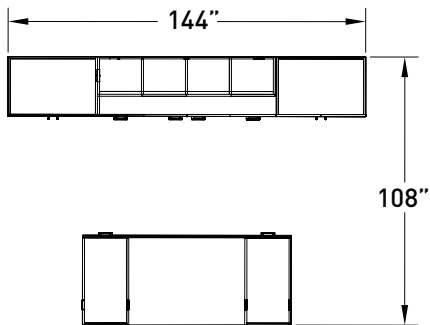
Broadway - Typical

BR001



Model	Description	Qty	Price
1 BR3672TDG	metal frame table desk with glass top	1	\$4,754
2 BRTD72TVMP	metal/veneer trim modesty panel	1	\$1,284
3 BR2472LFC	lateral file credenza	1	\$4,709
4 BR1672DAGO	72" double high storage overhead with glass doors	1	\$4,810
5 BR2072VSL	veneer panel for accessory rail	1	\$554
6 AC203CUP	upright tray	1	\$93
7 AC313FILE	file hanger	1	\$125
8 AC912PAP	paper tray	1	\$132
Typical List Price			\$16,461

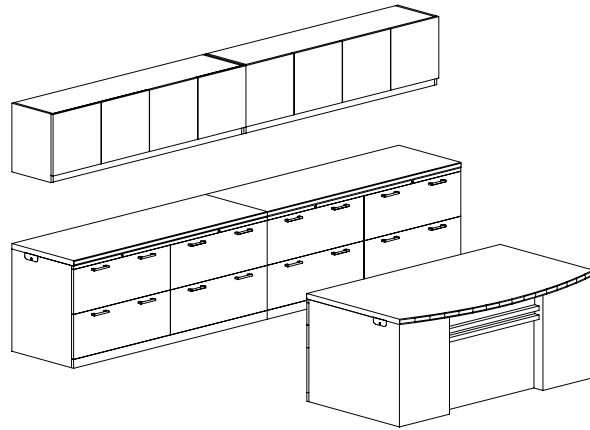
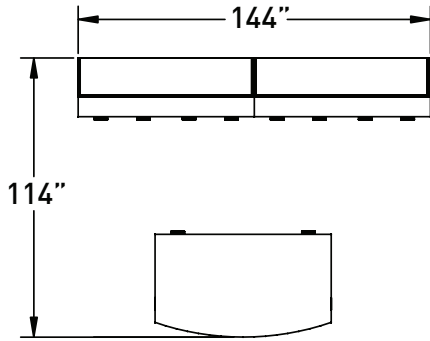
BR002



Model	Description	Qty	Price
1 BR3684DD	double pedestal desk with break front modesty	1	\$5,995
2 BR2472SC	storage credenza	1	\$4,709
3 BR1672DSOC	72" double high storage overhead with cubbies	1	\$4,810
4 BR3672W	wardrobe	2	\$4,358
Typical List Price			\$24,230

Broadway- Typical

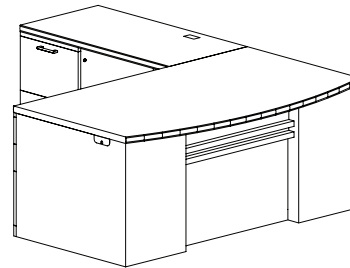
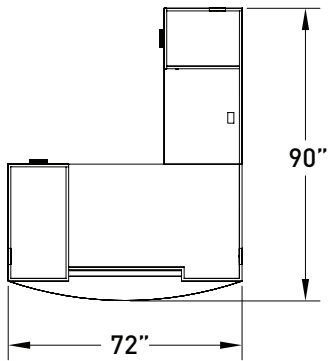
BR003



Model	Description	Qty	Price
1 BR4272BD	bow front double ped desk with break front modesty	1	\$5,969
2 BRTD72TVMP	metal/veneer trim modesty panel	1	\$1,284
3 BR2472LFC	lateral file credenza	2	\$4,709
4 BR1672WMS	wall mount overhead cabinet with four doors	2	\$3,359
Typical List Price			\$23,389

BROADWAY

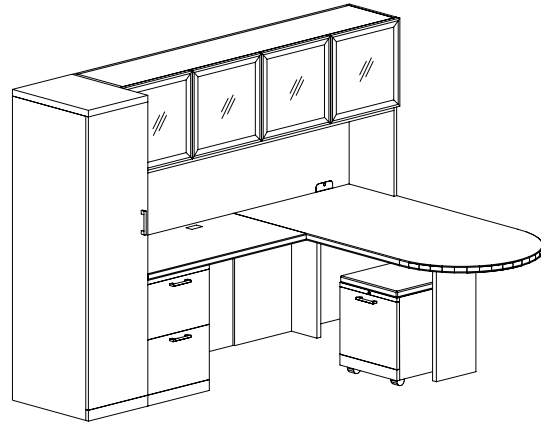
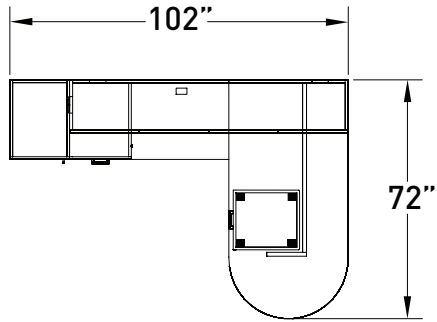
BR004



Model	Description	Qty	Price
1 BR4272RBD	bow front single ped desk with modesty, right	1	\$5,147
2 BR0972TVMP	metal/veneer trim modesty panel	1	\$1,252
3 BR2448ELR	file/file return, left	1	\$2,998
Typical List Price			\$9,397

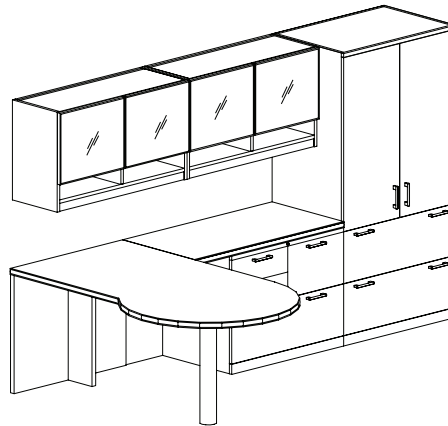
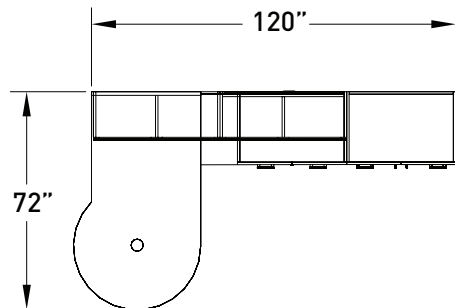
Broadway - Typical

BR005



Model	Description	Qty	Price
1 BR3672B	bullet peninsula desk	1	\$3,840
2 BR2154RMP	3/4" modesty panel, left	1	\$912
3 BR1684AGO	84" storage overhead with glass doors	1	\$4,286
4 BR2448ELCR	file/file corner return, left	1	\$2,998
5 BR1872WL	wardrobe, left	1	\$3,654
6 BR1820PT	pillow top mobile pedestal, COM	1	\$1,814
Typical List Price			\$17,504

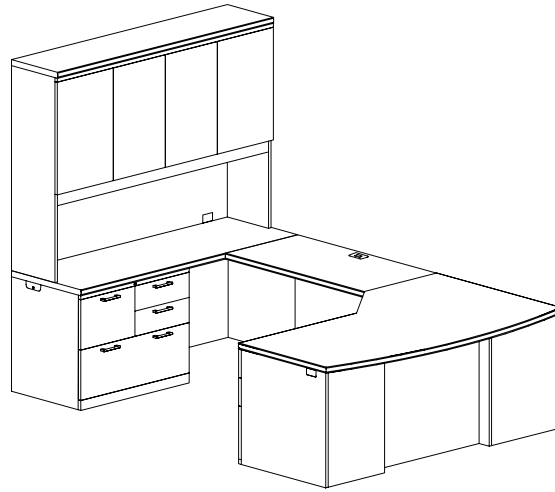
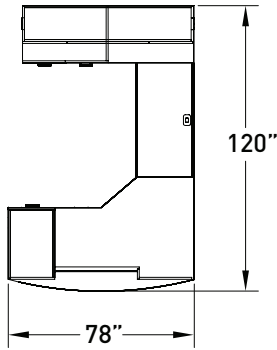
BR006



Model	Description	Qty	Price
1 BR4272LP	p-top peninsula desk, left	1	\$4,426
2 04BB	column base	1	\$390
3 BR2448MRR	multi-file return, right	1	\$3,805
4 BR1642WGSOC	42" overhead with glass doors and cubbies	2	\$3,417
5 BR3672SWLF	file/file lateral storage cabinet	1	\$4,922
Typical List Price			\$20,377

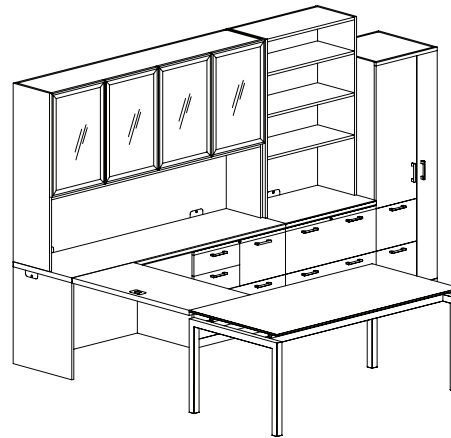
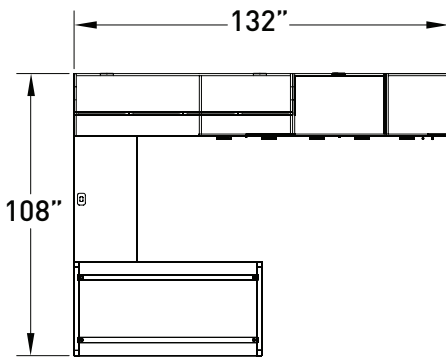
Broadway- Typical

BR007



Model	Description	QTY	Price
1 BR4878CBDR	bow front cockpit single ped desk with modesty, right	1	\$6,434
2 BR2448EB	bridge with modesty panel	1	\$1,930
3 BR2472MLC	multi-file pedestal credenza, left	1	\$4,709
4 BR1672DSO	72" double high overhead	1	\$4,150
Typical List Price			\$17,223

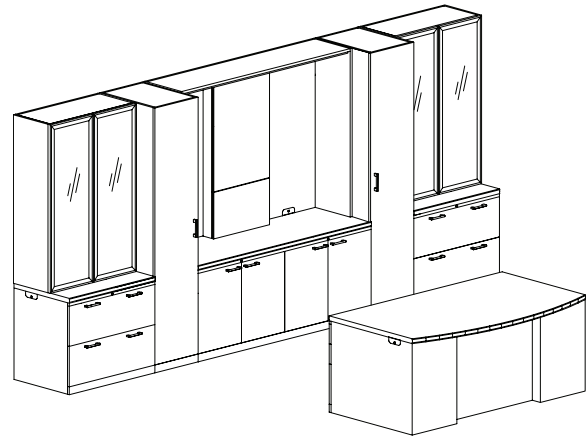
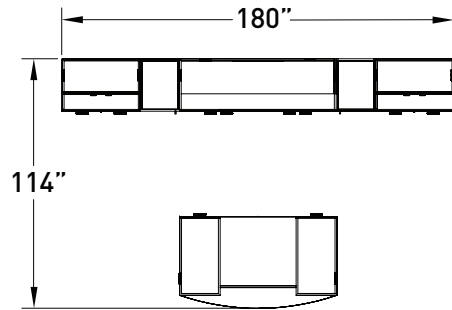
BR008



Model	Description	Qty	Price
1 BR3672TDV	metal frame table desk with veneer top	1	\$4,736
2 BR4824MCT	bridge top	1	\$1,256
3 BR2472MRC	multi-file pedestal credenza, right	1	\$4,709
4 BR1672DAGO	72" double high storage overhead with glass doors	1	\$4,810
5 BR72TK	72" tackboard for storage overhead; COM	1	\$336
6 BR1636DSO	double high storage tower	1	\$1,753
7 BR3630LF	lateral file	1	\$2,729
8 BR2472SWR	storage wardrobe, right	1	\$4160
Typical List Price			\$24,489

Broadway - Typical

BR009



Model	Description	Qty	Price
1 BR4272BD	bow front double ped desk with break front modesty	1	\$5,969
2 BR2472DSC	four door credenza	1	\$4,526
3 BR1672DTV	72" double high tv storage overhead	1	\$4,295
4 BR1636DAGSD	double high storage tower with glass doors	2	\$3,318
5 BR3630LF	lateral file	2	\$2,729
6 BR1884WR	double high wardrobe, right	1	\$4,021
7 BR1884WL	double high wardrobe, left	1	\$4,021
Typical List Price			\$34,926

Description	D	W	H	CTN WT	CU FT	① Model	List Price
Bow Front Double Pedestal	42	84	30	500	71	BR4284BD	\$6,861
Desk with Break Front Modesty	42	72	30	480	61	BR4272BD	\$5,969



- two end panel grommets with wire pass thru
- box/box/file
- legal width pedestals
- central locking
- 6" overhang on approach side
- BR4284BD chassis - 36" x 84"
- BR4272BD chassis - 36" x 72"
- BR4284BD kneespace - 46 3/4"
- BR4272BD kneespace - 34 3/4"
- metal/veneer trim modesty panel, see below

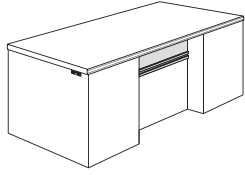
Double Pedestal Desk with	36	84	30	465	66	BR3684DD	\$5,995
Break Front Modesty	36	72	30	450	53	BR3672DD	\$4,998
	30	66	30	410	41	BR3066DD	\$4,339



- two end panel grommets with wire pass thru
- box/box/file
- legal width pedestals
- central locking
- BR3684DD chassis - 36" x 84"
- BR3672DD chassis - 36" x 72"
- BR3066DD chassis - 30" x 66"
- BR3684DD kneespace - 40 3/4"
- BR3672DD kneespace - 34 3/4"
- BR3066DD kneespace - 28 3/4"
- metal/veneer trim modesty panel, see below

BROADWAY

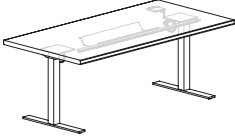
Description	D	W	H	CTN WT	CU FT	① Model	List Price
Metal/Veneer Trim	2	40 ¼	9	15	3	BR0984TVMP	\$1,399
Modesty Panel	2	34 ½	9	13	3	BR0972TVMP	\$1,252
	2	28 ½	9	12	2	BR0966TVMP	\$1,236



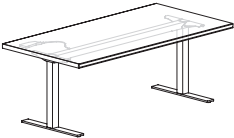
- two metal tubes - specify metal color option: Black Sandtex (BSX), Soft Nickel (SNK) or Stardust Silver (STS)
- veneer panel insert - specify finish option
- field installed
- coordinates with 84", 72" and 66" double pedestal desks

To Order, Specify:

- ① Model Number
- ② Finish Application
 - a.) All Same Finish
 - b.) Two Tone (8% upcharge applies)
- ③ Wood Species - Cherry (CH1), Maple (MA1) or Walnut (WA1) (see page 8)
 - a.) Worksurface
 - b.) Chassis
- ④ Finish Color (see page 8)
 - a.) Worksurface Finish
 - b.) Chassis Finish
- ⑤ Metal Color - Black Sandtex (BSX), Soft Nickel (SNK) or Stardust Silver (STS) (see page 14)
- ⑥ Edge Profile (see page 18)
- ⑦ Pull Style and Color (see page 14)
- ⑧ Grommet Color - Matte Black (MBK) or Stardust Silver (STS) - (see page 14)
- ⑨ Other Product Options (see page 9)
- ⑩ Accessories

Description	D	W	H	CTN WT	CU FT	① Model	List Price
Electric Adjustable Height Table Desk 	36	72	Adj.	239	18	BR3672AHTD-EL	\$3,420
	30	72	Adj.	213	16	BR3072AHTD-EL	\$3,210
	30	66	Adj.	203	15	BR3066AHTD-EL	\$3,135
	30	60	Adj.	192	14	BR3060AHTD-EL	\$3,056
	24	72	Adj.	181	12	BR2472AHTD-EL	\$2,996
	24	66	Adj.	174	11	BR2466AHTD-EL	\$2,936
	24	60	Adj.	165	10	BR2460AHTD-EL	\$2,876

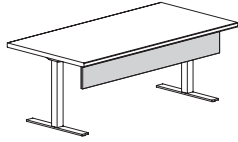
- 22 ½"- 49" height adjustment
- top edge profile on user and approach sides
- push button control pad mounted right or left
- maximum weight rating 140 lbs. (evenly distributed load)
- key pad features height display with three memory settings
- display will reference position to the nearest ½"
- 120" power cord
- specify Matte Black (MBK) or Arctic Silver (STS) base finish
- ships KD

Pneumatic Adjustable Height Table Desk 	36	72	Adj.	239	18	BR3672AHTD-PN	\$5,489
	30	72	Adj.	213	16	BR3072AHTD-PN	\$5,176
	30	66	Adj.	203	15	BR3066AHTD-PN	\$4,998
	30	60	Adj.	192	14	BR3060AHTD-PN	\$4,810
	24	72	Adj.	181	12	BR2472AHTD-PN	\$4,778
	24	66	Adj.	174	11	BR2466AHTD-PN	\$4,669
	24	60	Adj.	165	10	BR2460AHTD-PN	\$4,541

- 27 ½"- 44 ½" height adjustment
- top edge profile on user and approach sides
- release lever mounts under edge of top
- 225 lb. max load
- specify Matte Black or Alloy base finish
- ships KD

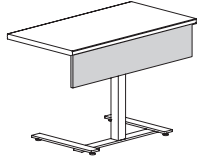
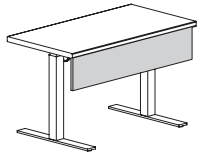
BROADWAY

Description	D	W	H	CTN WT	CU FT	① Model	List Price
Modesty Panels for Adjustable Height Tables	¾	64	9	18	2	BR0964TDM	\$652
	¾	58	9	16	2	BR0958TDM	\$631
	¾	52	9	14	2	BR0952TDM	\$609



- BR0964TDM use with 72" wide adjustable height desk
- BR0958TDM use with 66" wide adjustable height desk
- BR0952TDM use with 60" wide adjustable height desk
- flat edge detail
- modesty panel bracket is available in Black Sandtex (BSX) or Stardust Silver (STS)

Modesty Panel for Adjustable Height Bridge	¾	46	9	13	2	BR0946TDM	\$593
	¾	40	9	11	2	BR0940TDM	\$575



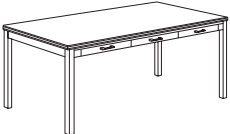
- BR0946TDM use with 46" wide adjustable height bridge
- BR0940TDM use with 40" wide adjustable height bridge
- flat edge detail
- modesty panel bracket is available in Black Sandtex (BSX) or Stardust Silver (STS)

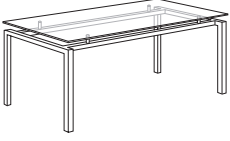
BROADWAY

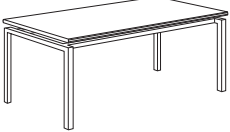
To Order, Specify:

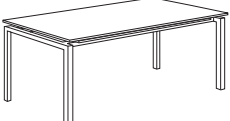
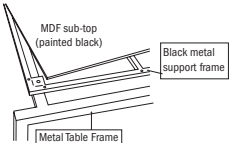
- ① Model Number
- ② Wood Species - Cherry (CH1), Maple (MA1) or Walnut (WA1) (see page 8)
- ③ Finish Color (see page 8)
 - a.) Wood Finish
 - b.) Color Finish (Maple veneer only)
- ④ Metal Color - (see page 14)
- ⑤ Edge Profile (see page 18)
- ⑥ Accessories

Description	D	W	H	CTN WT	CU FT	① Model	List Price
-------------	---	---	---	-----------	----------	---------	------------

Wood Table Desk  <ul style="list-style-type: none"> · two tray drawers · one center drawer · non-locking 	36	72	30	150	10	BR3672TDW	\$4,756
-------------------------------------------------------------------------------------------------------------------------------------------------------------------------------------------------------------------------------------	----	----	----	-----	----	-----------	---------

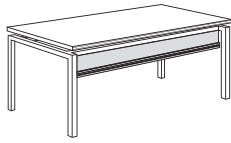
Metal Frame Table Desk with Glass Top  <ul style="list-style-type: none"> · 16 gauge metal 2" square tube frame - specify metal color option: Black Sandtex (BSX), Soft Nickel (SNK) or Stardust Silver (STS) · floor to frame knee height clearance 25 1/2" · two glass options, see page 15, top crated for shipment · 1/2" thick tempered glass top · field assembly of glass top to metal base frame · metal/veneer trim modesty panel available; see below 	36	72	30	195	56	BR3672TDG	\$4,754
-----------------------------------------------------------------------------------------------------------------------------------------------------------------------------------------------------------------------------------------------------------------------------------------------------------------------------------------------------------------------------------------------------------------------------------------------------------------------------------------------------------------------------------------------------------------------------------------------------------------------	----	----	----	-----	----	-----------	---------

Metal Frame Table Desk with Veneer Top  <ul style="list-style-type: none"> · 16 gauge metal 2" square tube frame - specify metal color option: Black Sandtex (BSX), Soft Nickel (SNK) or Stardust Silver (STS) · black support for 1 1/2" thick veneer top · floor to frame knee height clearance 25 1/2" · wood species, finish and edge profile must be specified · metal/veneer trim modesty panel available; see below 	36	72	30	195	56	BR3672TDV	\$4,736
-------------------------------------------------------------------------------------------------------------------------------------------------------------------------------------------------------------------------------------------------------------------------------------------------------------------------------------------------------------------------------------------------------------------------------------------------------------------------------------------------------------------------------------------------------------------------	----	----	----	-----	----	-----------	---------

Metal Frame Table Desk for COM Top   <ul style="list-style-type: none"> · includes: table desk frame, black metal support and black sub top · CUSTOMER MUST SUPPLY WORK SURFACE AND INSTALLATION AT FINAL DESTINATION · 16 gauge metal 2" square tube frame - specify metal color option: Black Sandtex (BSX), Soft Nickel (SNK) or Stardust Silver (STS) · floor to frame knee height clearance 25 1/2" · field assembly of COM top support to metal base frame · metal/veneer trim modesty panel available; see below 	36	72	30	195	56	BR3672TDX	\$4,702
-------------------------------------------------------------------------------------------------------------------------------------------------------------------------------------------------------------------------------------------------------------------------------------------------------------------------------------------------------------------------------------------------------------------------------------------------------------------------------------------------------------------------------------------------------------------------------------------------------------------------------------------------------------------------------------------------------------------------------------------------------------------	----	----	----	-----	----	-----------	---------

BROADWAY

Description	D	W	H	CTN WT	CU FT	① Model	List Price
Metal/Veneer Trim Modesty Panel	2	68 1/4	9	21	2	BRTD72TVMP	\$1,284



- for use only with BR3672TDG, BR3672TDV and BR3672TDX
- two metal tubes - specify metal color option: Black Sandtex (BSX), Soft Nickel (SNK) or Stardust Silver (STS)
- veneer panel insert - specify finish option
- field installed

BROADWAY

To Order, Specify:

- ① Model Number
- ② Wood Species - Cherry (CH1), Maple (MA1) or Walnut (WA1) (see page 8)
- ③ Finish Color (see page 8)
 - a.) Wood Finish
 - b.) Color Finish (Maple veneer only)
- ④ Glass Surface - Clear or White Back Painted (see page 15)
- ⑤ Metal Color - Black Sandtex (BSX), Soft Nickel (SNK) or Stardust Silver (STS) (see page 14)
- ⑥ Edge Profile (see page 18)
- ⑦ Accessories

Description	D	W	H	CTN WT	CU FT	① Model	List Price
Bow Front Cockpit Single Pedestal Desk with Break Front Modesty	48	78	30	375	74	BR4878CBDR	\$6,434
	48	78	30	375	74	BR4878CDDL	\$6,434



left shown

- box/box/file pedestal - legal width
- central locking pedestal
- chassis - 30" x 78"
- 6" overhang on approach side
- edge profile on user and approach side
- two end panel grommets
- trim modesty panel, see page 14

Bow Front Single Pedestal Desk with Break Front Modesty	42	72	30	360	61	BR4272RBD	\$5,147
	42	72	30	360	61	BR4272LBD	\$5,147



left shown

- box/box/file pedestal - legal width
- central locking pedestal
- chassis - 36" x 72"
- 6" overhang on approach side
- edge profile on user and approach side
- two end panel grommets
- trim modesty panel, see page 14

Single Pedestal Desk with Break Front Modesty	36	72	30	330	53	BR3672RD	\$4,036
	36	72	30	330	53	BR3672LD	\$4,036

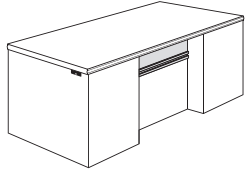


left shown

- | | | | | | | | |
|--|----|----|----|-----|----|----------|---------|
| | 30 | 66 | 30 | 290 | 41 | BR3066RD | \$3,823 |
| | 30 | 66 | 30 | 290 | 41 | BR3066LD | \$3,823 |
- box/box/file pedestal - legal width
 - central locking pedestal
 - BR3672RD & BR3672LD chassis - 36" x 72"
 - BR3066RD & BR3066LD chassis - 30" x 66"
 - edge profile on user and approach side
 - two end panel grommets
 - trim modesty panel, see page 14

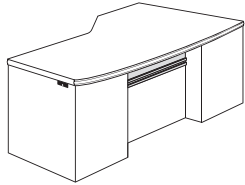
BROADWAY

Description	D	W	H	CTN WT	CU FT	① Model	List Price
Metal/Veneer Trim Modesty Panel	2	34 1/2	9	13	3	BR0972TVMP	\$1,252
Metal/Veneer Trim Modesty Panel	2	28 1/2	9	12	2	BR0966TVMP	\$1,236



- two metal tubes - specify metal color option: Black Sandtex (BSX), Soft Nickel (SNK) or Stardust Silver (STS)
- veneer panel insert - specify finish option
- field installed
- coordinates with 72" and 66" single desks

Metal/Veneer Trim Modesty Panel	2	40 1/2	9	15	3	BR0978TVMP	\$1,256
------------------------------------	---	--------	---	----	---	------------	---------



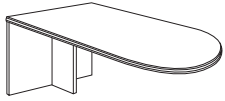
- two metal tubes - specify metal color option: Black Sandtex (BSX), Soft Nickel (SNK) or Stardust Silver (STS)
- veneer panel insert - specify finish option
- field installed
- coordinates with 78" cockpit single pedestal desk

BROADWAY

To Order, Specify:

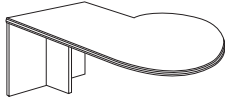
- ① Model Number
- ② Finish Application
 - a.) All Same Finish
 - b.) Two Tone (8% upcharge applies)
- ③ Wood Species - Cherry (CH1), Maple (MA1) or Walnut (WA1) (see page 8)
 - a.) Worksurface
 - b.) Chassis
- ④ Finish Color (see page 8)
- ⑤ Metal Color - Black Sandtex (BSX), Soft Nickel (SNK) or Stardust Silver (STS) (see page 14)
- ⑥ Edge Profile (see page 18)
- ⑦ Pull Style and Color (see page 14)
- ⑧ Grommet Color - Matte Black (MBK) or Stardust Silver (STS) (see page 14)
- ⑨ Other Product Options (see page 9)
- ⑩ Accessories

Description	D	W	H	CTN WT	CU FT	① Model	List Price
Bullet Peninsula Desk	36	72	30	135	53	BR3672B	\$3,840



- not intended for stand alone application
- bases must be purchased separately; see below for options
- trim modesty panel, see page 33

P-Top Peninsula Desk	42	72	30	165	61	BR4272RP	\$4,426
	42	72	30	165	61	BR4272LP	\$4,426

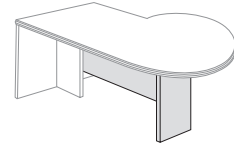
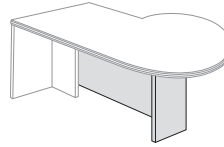
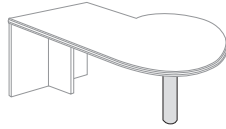
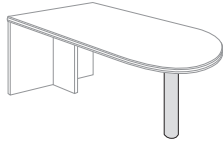


right shown

- not intended for stand alone application
- bases must be purchased separately; see below for options
- trim modesty panel, see page 33

Base Options and Modesty Panels for Peninsula Tops

(these modesty panels and bases must be ordered separately from the desks listed on previous page)



Column Base

- 04NB - Soft Nickel (SNK) - \$390
- 04BB - Black Sandtex (BSX) - \$390
- 04SB - Stardust Silver (STS) - \$390

Full Modesty Panels

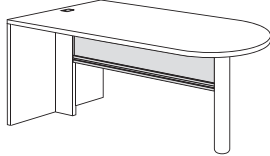
- BR2854RMP - \$912 right
- BR2854LMP - \$912 left

3/4 Modesty Panels

- BR2154RMP - \$912 right
- BR2154LMP - \$912 left

Base:

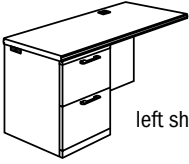
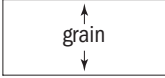
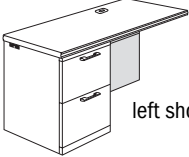
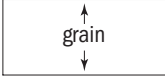


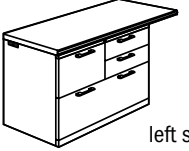
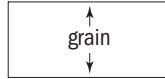

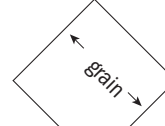
- 13 gauge steel
- 4" diameter

Description	D	W	H	CTN WT	CU FT	① Model	List Price
Bullet and P-Top Desk Trim Modesty 	2	42	9	12	2	BR0942TVMP	\$808
	<ul style="list-style-type: none"> • two metal tubes - specify metal color option: Black Sandtex (BSX), Soft Nickel (SNK) or Stardust Silver (STS) • veneer panel insert - specify finish option • field installed 						

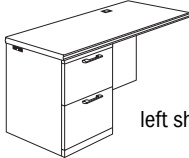

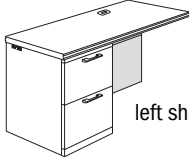
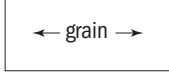

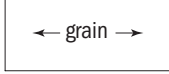

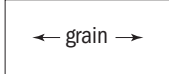
BROADWAY

To Order, Specify:

- ① Model Number
- ② Wood Species - Cherry (CH1), Maple (MA1) or Walnut (WA1) (see page 8)
- ③ Finish Color (see page 8)
 - a.) Wood Finish
 - b.) Color Finish (Maple veneer only)
- ④ Metal Color - Black Sandtex (BSX), Soft Nickel (SNK) or Stardust Silver (STS) (see page 14)
- ⑤ Edge Profile (see page 18)
- ⑥ Grommet Color - Matte Black (MBK) or Stardust Silver (STS) (see page 14)
- ⑦ Accessories

Description	D	W	H	CTN WT	CU FT	① Model	List Price
 <p>left shown</p> 	24	48	30	155	25	BR2448ERR	\$2,998
	24	48	30	155	25	BR2448ELR	\$2,998
	24	42	30	135	22	BR2442ERR	\$2,877
	24	42	30	135	22	BR2442ELR	\$2,877
<ul style="list-style-type: none"> · file/file pedestals - legal width · one surface, one end panel and one modesty panel grommet · short grain direction · pedestal locking · top edge profile on user side 							
 <p>left shown</p> 	24	48	30	155	25	BR2448ERRD	\$3,060
	24	48	30	155	25	BR2448ELRD	\$3,060
	24	42	30	135	22	BR2442ERRD	\$2,936
	24	42	30	135	22	BR2442ELRD	\$2,936
<ul style="list-style-type: none"> · file/file pedestals - legal width · one surface, one end panel and one modesty panel grommet · short grain direction · pedestal locking · top edge profile on user side · hinged modesty panel for cable management 							
 <p>left shown</p> 	24	48	30	170	25	BR2448LRR	\$3,622
	24	48	30	170	25	BR2448LLR	\$3,622
<ul style="list-style-type: none"> · 36" width lateral file · one end panel grommet · short grain direction · pedestal locking · top edge profile on user side 							
 <p>left shown</p> 	24	48	30	170	25	BR2448MRR	\$3,805
	24	48	30	170	25	BR2448MLR	\$3,805
<ul style="list-style-type: none"> · 36" width multi-file · one end panel grommet · short grain direction · pedestal locking · top edge profile on user side 							
 <p>right shown</p> 	42	42	30	160	36	BR4242ERCU	\$2,950
	42	42	30	160	36	BR4242ELCU	\$2,950
	36	36	30	142	27	BR3636ERCU	\$2,721
	36	36	30	142	27	BR3636ELCU	\$2,721
<ul style="list-style-type: none"> · use with bridge, return or corner return · straight grain top; direction determined by right and left units · one surface and two back panel grommets 							

BROADWAY

Description	D	W	H	CTN WT	CU FT	① Model	List Price
 <p>left shown</p> 	24	48	30	155	25	BR2448ERCR	\$2,998
	24	48	30	155	25	BR2448ELCR	\$2,998
	24	42	30	135	22	BR2442ERCR	\$2,877
	24	42	30	135	22	BR2442ELCR	\$2,877
 <p>left shown</p> 	24	48	30	155	25	BR2448ERCRD	\$3,060
	24	48	30	155	25	BR2448ELCRD	\$3,060
	24	42	30	135	22	BR2442ERCRD	\$3,022
	24	42	30	135	22	BR2442ELCRD	\$3,022
 <p>left shown</p> 	24	48	30	170	25	BR2448LRCR	\$3,622
	24	48	30	170	25	BR2448LLCR	\$3,622
 <p>left shown</p> 	24	48	30	170	25	BR2448MRRCR	\$3,765
	24	48	30	170	25	BR2448MLCR	\$3,765

- file/file pedestals - legal width
- one end and modesty panel grommet
- one surface grommet
- long grain direction
- pedestal locking
- top edge profile on user side

- file/file pedestals - legal width
- one end and modesty panel grommet
- one surface grommet
- long grain direction
- pedestal locking
- top edge profile on user side
- hinged modesty panel for cable management

- 36" width lateral file
- one end panel grommet
- long grain direction
- pedestal locking
- top edge profile on user side

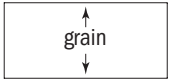
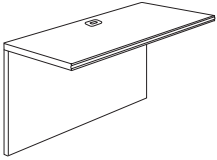
- 36" width multi-file
- one end panel grommet
- long grain direction
- pedestal locking
- top edge profile on user side

To Order, Specify:

- ① Model Number
- ② Finish Application
 - a.) All Same Finish
 - b.) Two Tone (8% upcharge applies)
- ③ Wood Species - Cherry (CH1), Maple (MA1) or Walnut (WA1) (see page 8)
 - a.) Worksurface
 - b.) Chassis
- ④ Finish Color (see page 8)
 - a.) Worksurface Finish
 - b.) Chassis Finish
- ⑤ Metal Color - Black Sandtex (BSX), Soft Nickel (SNK) or Stardust Silver (STS) (see page 14)
- ⑥ Edge Profile (see page 18)
- ⑦ Pull Style and Color (see page 14)
- ⑧ Grommet Color -Matte Black (MBK) or Stardust Silver (STS) (see page 14)
- ⑨ Other Product Options (see page 9)
- ⑩ Accessories

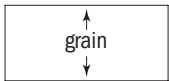
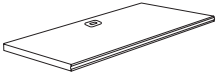
BROADWAY

Description	D	W	H	CTN WT	CU FT	① Model	List Price
Bridge with Modesty Panel	24	48	30	95	25	BR2448EB	\$1,930
	24	42	30	85	22	BR2442EB	\$1,878
	24	36	30	75	19	BR2436EB	\$1,822



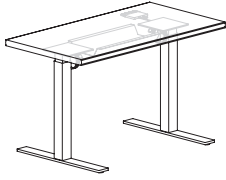
- short grain direction
- grommets located in top center of back panel and surface
- edge profile on all sides except approach side

Description	D	W	H	CTN WT	CU FT	① Model	List Price
Bridge Top	48	24	1 1/2	48	4	BR4824MCT	\$1,256
	42	24	1 1/2	42	4	BR4224MCT	\$1,223
	36	24	1 1/2	36	3	BR3624MCT	\$1,188



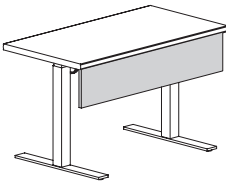
- short grain direction
- one surface grommet
- no modesty included; top only
- edge profile on all sides except approach side

Description	D	W	H	CTN WT	CU FT	① Model	List Price
Electric Adjustable Height Bridge	24	46	Adj.	110	9	BR2446AHB-EL	\$2,702
	24	40	Adj.	102	8	BR2440AHB-EL	\$2,621

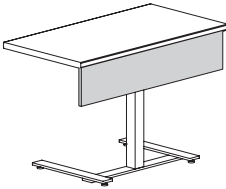


- 22 1/2" - 49" height adjustment
- top edge profile on user and approach sides
- push button control pad mounted right or left
- maximum weight rating 140 lbs. (evenly distributed load)
- key pad features height display with three memory settings
- display will reference position to the nearest 1/2"
- 120" power cord
- specify Matte Black (MBK) or Arctic Silver (STS) base finish
- ships KD

Modesty Panel for Adjustable Height Bridge	3/4	46	9	13	2	BR0946TDM	\$593
	3/4	40	9	11	2	BR0940TDM	\$575



- BR0946TDM use with 46" wide adjustable height bridge
- BR0940TDM use with 40" wide adjustable height bridge
- flat edge detail
- modesty panel bracket is available in Black Sandtex (BSX) or Stardust Silver (STS)

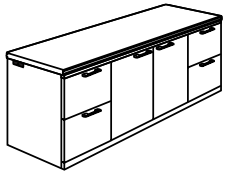


To Order, Specify:

- ① Model Number
- ② Wood Species - Cherry (CH1), Maple (MA1) or Walnut (WA1) (see page 8)
- ③ Finish Color (see page 8)
 - a.) Wood Finish
 - b.) Color Finish (Maple veneer only)
- ④ Metal Color - Black Sandtex (BSX), Soft Nickel (SNK) or Stardust Silver (STS) (see page 14)
- ⑤ Edge Profile (see page 18)
- ⑥ Grommet Color - Matte Black (MBK) or Stardust Silver (STS) (see page 14)
- ⑦ Accessories

BROADWAY

Description	D	W	H	CTN WT	CU FT	① Model	List Price
Storage Credenza	24	72	30	330	36	BR2472SC	\$4,709
	24	66	30	310	33	BR2466SC	\$4,546



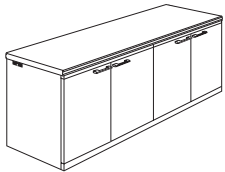
- file/file pedestals - legal width
- central locking pedestals
- locking doors available, specify and add \$123 list
- adjustable shelf in center storage
- grommets located in top center of back panel and corner of end panels
- top edge profile on user side

Lateral File Credenza	24	71 ³ / ₄	30	340	36	BR2472LFC	\$4,709
-----------------------	----	--------------------------------	----	-----	----	------------------	---------




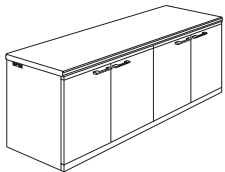
- top edge profile on user side
- two drawer lateral files side by side
- pedestal locking
- end panel grommets

Four Door Credenza	24	72	30	300	36	BR2472DSC	\$4,526
	24	66	30	280	33	BR2466DSC	\$4,284



- adjustable shelves
- locking doors available, specify and add \$246 list
- end panel grommets
- top edge profile on user side

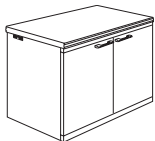
Four Door Credenza	24	72	30	300	36	BR2472TVDC	\$4,736
	24	66	30	280	33	BR2466TVDC	\$4,494



back view

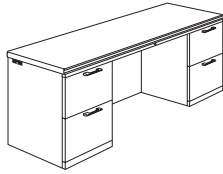
- for use with BR1672DTV, BR1672TV, BR1666DTV and BR1666TV; see page 55
- grommets on end panels, centered above vents on back panel, and center of top
- locking doors available, specify and add \$246 list
- adjustable shelves
- vent slots centered in back for ventilation of equipment
- top edge profile on user side

Two Door Credenza	24	35 ⁷ / ₈	30	90	15	BR3630SC	\$2,292
-------------------	----	--------------------------------	----	----	----	-----------------	---------



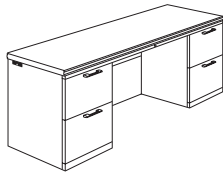
- one adjustable shelf
- two end panel and back panel grommets
- locking doors available, specify and add \$123 list

Description	D	W	H	CTN WT	CU FT	① Model	List Price
Kneespace Credenza	24	84	30	300	42	BR2484KC	\$4,804
	24	72	30	290	36	BR2472KC	\$4,389
	24	66	30	280	33	BR2466KC	\$4,118



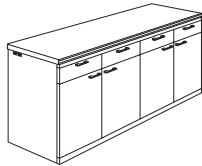
- file/file pedestals - legal width
- grommets located in top center of back panel and corner of end panels
- central locking pedestals
- top edge profile on user side
- BR2484KC kneespace - 46 3/4"
- BR2472KC kneespace - 34 3/4"
- BR2466KC kneespace - 28 3/4"

Kneespace Credenza Hinged Modesty	24	84	30	300	42	BR2484KCD	\$4,887
	24	72	30	290	36	BR2472KCD	\$4,464
	24	66	30	280	33	BR2466KCD	\$4,191



- file/file pedestals - legal width
- grommets located in top center of back panel and corner of end panels
- central locking pedestals
- top edge profile on user side
- hinged modesty panel for cable management
- BR2484KCD kneespace - 46 3/4"
- BR2472KCD kneespace - 34 3/4"
- BR2466KCD kneespace - 28 3/4"

Buffet Credenza	24	72	36	320	43	BR2472BSC	\$6,122
-----------------	----	----	----	-----	----	-----------	---------

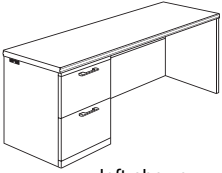


- four door credenza
- four box drawers above doors
- locking not available
- adjustable shelf in storage cabinet
- end panel grommets
- top edge profile on user side


To Order, Specify:

- ① Model Number
- ② Finish Application
 - a.) All Same Finish
 - b.) Two Tone (8% upcharge applies)
- ③ Wood Species - Cherry (CH1), Maple (MA1) or Walnut (WA1) (see page 8)
 - a.) Worksurface
 - b.) Chassis
- ④ Finish Color (see page 8)
 - a.) Worksurface Finish
 - b.) Chassis Finish
- ⑤ Metal Color - Black Sandtex (BSX), Soft Nickel (SNK) or Stardust Silver (STS) (see page 14)
- ⑥ Edge Profile (see page 18)
- ⑦ Pull Style and Color (see page 14)
- ⑧ Grommet Color - Matte Black (MBK) or Stardust Silver (STS) (see page 14)
- ⑨ Other Product Options (see page 9)
- ⑩ Accessories

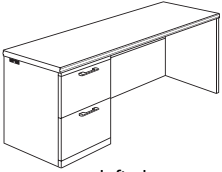
BROADWAY

Description	D	W	H	CTN WT	CU FT	① Model	List Price
 left shown	24	84	30	270	42	BR2484RC	\$4,141
	24	84	30	270	42	BR2484LC	\$4,141
	24	72	30	240	36	BR2472RC	\$3,797
	24	72	30	240	36	BR2472LC	\$3,797
	24	66	30	225	33	BR2466RC	\$3,584
	24	66	30	225	33	BR2466LC	\$3,584

- file/file pedestals - legal width
- grommets located in top center of back panel and corner of end panels
- pedestal locking
- top edge profile on user side


Description	D	W	H	CTN WT	CU FT	① Model	List Price
 left shown	24	84	30	270	42	BR2484RCD	\$4,226
	24	84	30	270	42	BR2484LCD	\$4,226
	24	72	30	240	36	BR2472RCD	\$3,874
	24	72	30	240	36	BR2472LCD	\$3,874
	24	66	30	225	33	BR2466RCD	\$3,655
	24	66	30	225	33	BR2466LCD	\$3,655

- file/file pedestals - legal width
- grommets located in top center of back panel and corner of end panels
- pedestal locking
- top edge profile on user side
- hinged modesty panel for cable management


Description	D	W	H	CTN WT	CU FT	① Model	List Price
 left shown	24	72	30	240	36	BR2472RCR	\$3,797
	24	72	30	240	36	BR2472LCR	\$3,797

- file/file pedestals - legal width
- end panel grommets
- pedestal locking
- top edge profile on user and approach sides


BROADWAY

Description	D	W	H	CTN WT	CU FT	① Model	List Price
 <p>left shown</p>	24	84	30	290	42	BR2484LRC	\$4,953
	24	84	30	290	42	BR2484LLC	\$4,953
	24	72	30	255	36	BR2472LRC	\$4,542
	24	72	30	255	36	BR2472LLC	\$4,542

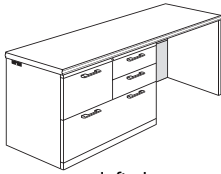
- 36" width lateral file
- grommets located in top corner of end panels
- pedestal locking
- top edge profile on user side

 <p>left shown</p>	24	84	30	290	42	BR2484LRCD	\$5,036
	24	84	30	290	42	BR2484LLCD	\$5,036
	24	72	30	255	36	BR2472LRCD	\$4,619
	24	72	30	255	36	BR2472LLCD	\$4,619

- 36" width lateral file
- grommets located in top corner of end panels
- pedestal locking
- top edge profile on user side
- hinged modesty panel for cable management

 <p>left shown</p>	24	84	30	290	42	BR2484MRC	\$5,133
	24	84	30	290	42	BR2484MLC	\$5,133
	24	72	30	265	36	BR2472MRC	\$4,709
	24	72	30	265	36	BR2472MLC	\$4,709

- 36" width lateral file
- grommets located in top corner of end panels
- pedestal locking
- top edge profile on user side

 <p>left shown</p>	24	84	30	290	42	BR2484MRCD	\$5,217
	24	84	30	290	42	BR2484MLCD	\$5,217
	24	72	30	265	36	BR2472MRCD	\$4,785
	24	72	30	265	36	BR2472MLCD	\$4,785

- 36" width multi-file
- grommets located in top corner of end panels
- pedestal locking
- top edge profile on user side
- hinged modesty panel for cable management

To Order, Specify:

- ① Model Number
- ② Finish Application
 - a.) All Same Finish
 - b.) Two Tone (8% upcharge applies)
- ③ Wood Species - Cherry (CH1), Maple (MA1) or Walnut (WA1) (see page 8)
 - a.) Worksurface
 - b.) Chassis
- ④ Finish Color (see page 8)
 - a.) Worksurface Finish
 - b.) Chassis Finish
- ⑤ Metal Color - Black Sandtex (BSX), Soft Nickel (SNK) or Stardust Silver (STS) (see page 14)
- ⑥ Edge Profile (see page 18)
- ⑦ Pull Style and Color (see page 14)
- ⑧ Grommet Color - Matte Black (MBK) or Stardust Silver (STS) (see page 14)
- ⑨ Other Product Options (see page 9)
- ⑩ Accessories

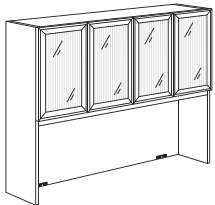
BROADWAY

Description	D	W	H	CTN WT	CU FT	① Model	List Price
Double Height Storage Overhead Cabinet with Four Doors	15 7/8	83 3/4	54	338	51	BR1684DSO	\$4,321
	15 7/8	77 3/4	54	323	47	BR1678DSO	\$4,237
	15 7/8	71 3/4	54	297	44	BR1672DSO	\$4,150
	15 7/8	65 3/4	54	262	40	BR1666DSO	\$3,957



- grommets in bottom left and right and in top center of back panel
- tackboards available, see pages 46,48-51
- task lights available, see pages 392-393
- 21" vertical clearance from worksurface to bottom of light soffit
- adjustable shelf
- locking doors available, specify and add \$246 list
- standard no pulls; optional pulls available, specify pull style and color, horizontal or vertical and add \$256 list for set of four
- optional top, see page 237
- optional cornice overhead trim, see page 238
- backside of unit intended to go against wall, cabinet should be secured to wall as a safety precaution

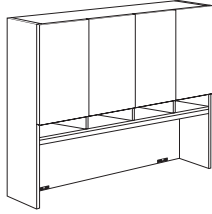
Double Height Storage Overhead Cabinet with Four Glass Doors	15 7/8	83 3/4	54	342	51	BR1684DAGO	\$5,029
	15 7/8	77 3/4	54	325	47	BR1678DAGO	\$4,922
	15 7/8	71 3/4	54	301	44	BR1672DAGO	\$4,810
	15 7/8	65 3/4	54	266	40	BR1666DAGO	\$4,589



- grommets in bottom left and right and in top center of back panel
- tackboards available, see pages 46,48-51
- task lights available, see pages 392-393
- 21" vertical clearance from worksurface to bottom of light soffit
- adjustable shelf
- locking not available
- pulls not available
- aluminum framed glass doors - specify Frosted or White Linen Pattern glass when ordering
- optional top, see page 73
- optional cornice overhead trim, see page 74
- backside of unit intended to go against wall, cabinet should be secured to wall as a safety precaution

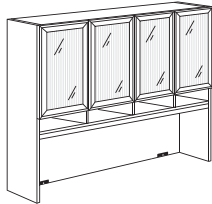
BROADWAY

Description	D	W	H	CTN WT	CU FT	① Model	List Price
Double Height Storage Overhead Cabinet with Four Doors and Cubbies	15 7/8	83 3/4	54	349	51	BR1684DSOC	\$5,091
	15 7/8	77 3/4	54	330	47	BR1678DSOC	\$4,954
	15 7/8	71 3/4	54	311	44	BR1672DSOC	\$4,810
	15 7/8	65 3/4	54	293	40	BR1666DSOC	\$4,567



- grommets in bottom left and right and in top center of back panel
- tackboards available, see pages 47-50
- task lights available, see pages 392-393
- 16" vertical clearance from worksurface to bottom of light soffit
- adjustable shelf
- locking doors available, specify and add \$246 list
- standard no pulls; optional pulls available, specify pull style and color, horizontal or vertical and add \$256 list for set of four
- optional top, see page 73
- optional cornice overhead trim, see page 74
- backside of unit intended to go against wall, cabinet should be secured to wall as a safety precaution

Double Height Storage Overhead Cabinet with Four Glass Doors and Cubbies	15 7/8	83 3/4	54	349	51	BR1684DGSOC	\$5,798
	15 7/8	77 3/4	54	330	47	BR1678DGSOC	\$5,635
	15 7/8	71 3/4	54	311	44	BR1672DGSOC	\$5,472
	15 7/8	65 3/4	54	293	40	BR1666DGSOC	\$5,197



- grommets in bottom left and right and in top center of back panel
- tackboards available, see pages 47-50
- task lights available, see pages 392-393
- 16" vertical clearance from worksurface to bottom of light soffit
- adjustable shelf
- locking not available
- pulls not available
- aluminum framed glass doors - specify Frosted or White Linen Pattern glass when ordering
- optional top, see page 73
- optional cornice overhead trim, see page 74
- backside of unit intended to go against wall, cabinet should be secured to wall as a safety precaution

To Order, Specify:

- ① Model Number
- ② Wood Species - Cherry (CH1), Maple (MA1) or Walnut (WA1) (see page 8)
- ③ Finish Color (see page 8)
 - a.) Wood Finish
 - b.) Color Finish (Maple veneer only)
- ④ Glass Color (see page 14)
- ⑤ Grommet Color - Matte Black (MBK) or Stardust Silver (STS) (see page 14)
- ⑥ Other Product Options (see page 9)

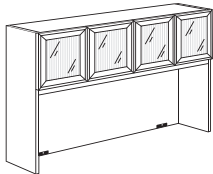
BROADWAY

Description	D	W	H	CTN WT	CU FT	① Model	List Price
Storage Overhead Cabinet with Four Doors	15 7/8	83 3/4	40 1/2	240	39	BR1684SO	\$3,694
	15 7/8	77 3/4	40 1/2	220	37	BR1678SO	\$3,620
	15 7/8	71 3/4	40 1/2	200	34	BR1672SO	\$3,544
	15 7/8	65 3/4	40 1/2	160	31	BR1666SO	\$3,383



- grommets in bottom left and right and in top center of back panel
- tackboards available, see pages 46, 48-51
- task lights available, see pages 392-393
- 21" vertical clearance from worksurface to bottom of light soffit
- locking doors available, specify and add \$246 list
- standard no pulls; optional pulls available, specify pull style and color, horizontal or vertical and add \$256 list for set of four
- optional top, see page 73
- optional cornice overhead trim, see page 74

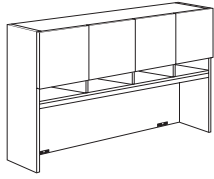
Storage Overhead Cabinet with Four Glass Doors	15 7/8	83 3/4	40 1/2	240	39	BR1684AGO	\$4,286
	15 7/8	77 3/4	40 1/2	220	37	BR1678AGO	\$4,202
	15 7/8	71 3/4	40 1/2	200	34	BR1672AGO	\$4,113
	15 7/8	65 3/4	40 1/2	160	31	BR1666AGO	\$3,922



- grommets in bottom left and right and in top center of back panel
- tackboards available, see pages 46, 48-51
- task lights available, see pages 392-393
- 21" vertical clearance from worksurface to bottom of light soffit
- locking not available
- pulls not available
- aluminum framed glass doors - specify Frosted or White Linen Pattern glass when ordering
- optional top, see page 73
- optional cornice overhead trim, see page 74

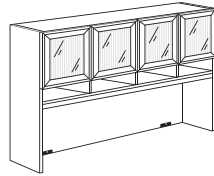
BROADWAY

Description	D	W	H	CTN WT	CU FT	① Model	List Price
Storage Overhead Cabinet with Four Doors and Cubbies	15 7/8	83 3/4	40 1/2	279	39	BR1684SOC	\$4,463
	15 7/8	77 3/4	40 1/2	264	37	BR1678SOC	\$4,337
	15 7/8	71 3/4	40 1/2	248	34	BR1672SOC	\$4,207
	15 7/8	65 3/4	40 1/2	234	31	BR1666SOC	\$3,994



- grommets in bottom left and right and in top center of back panel
- tackboards available, see pages 47-50
- task lights available, see pages 392-393
- 16" vertical clearance from worksurface to bottom of light soffit
- locking doors available, specify and add \$256 list
- standard no pulls; optional pulls available, specify pull style and color, horizontal or vertical and add \$242 list for set of four
- optional top, see page 73
- optional cornice overhead trim, see page 74

Storage Overhead Cabinet with Four Glass Doors and Cubbies	15 7/8	83 3/4	40 1/2	279	39	BR1684GSOC	\$5,055
	15 7/8	77 3/4	40 1/2	264	37	BR1678GSOC	\$4,916
	15 7/8	71 3/4	40 1/2	248	34	BR1672GSOC	\$4,775
	15 7/8	65 3/4	40 1/2	234	31	BR1666GSOC	\$4,533

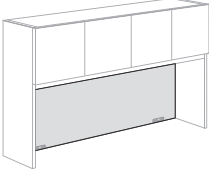


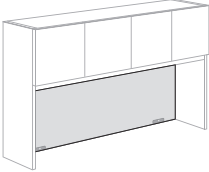
- grommets in bottom left and right and in top center of back panel
- tackboards available, see pages 47-50
- task lights available, see pages 392-393
- 16" vertical clearance from worksurface to bottom of light soffit
- locking not available
- pulls not available
- aluminum framed glass doors - specify Frosted or White Linen Pattern glass when ordering
- optional top, see page 73
- optional cornice overhead trim, see page 74

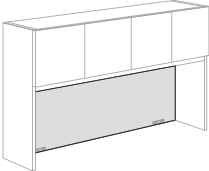
To Order, Specify:

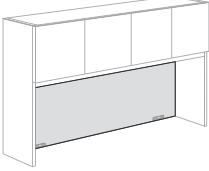
- ① Model Number
- ② Wood Species - Cherry (CH1), Maple (MA1) or Walnut (WA1) (see page 8)
- ③ Finish Color (see page 8)
 - a.) Wood Finish
 - b.) Color Finish (Maple veneer only)
- ④ Glass Color (see page 14)
- ⑤ Grommet Color - Matte Black (MBK) or Stardust Silver (STS) (see page 14)
- ⑥ Other Product Options (see page 9)

BROADWAY

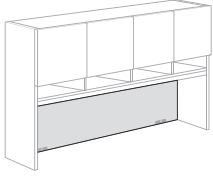
Description	D	W	H	CTN WT	CU FT	① Model	List Price Per Grade
Tackboard for 84" w Storage Overhead  <ul style="list-style-type: none"> · for use with a 84" wide storage overhead cabinet · com ydg: 2 3/4 	3/8	81 7/8	16 1/2	12	5	BR84TK	COM \$362
							A \$396
							B \$463
							C \$579
							D \$726
							E \$874
							F \$1,104
							G \$1,354
							H \$1,615
							I \$2,027
							J \$2,521

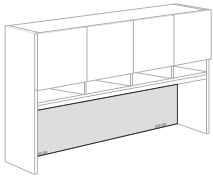
Tackboard for 78" w Storage Overhead  <ul style="list-style-type: none"> · for use with a 78" wide storage overhead cabinet · com ydg: 2 1/2 	3/8	75 7/8	16 1/2	11	5	BR78TK	COM \$358
							A \$389
							B \$449
							C \$554
							D \$689
							E \$823
							F \$1,032
							G \$1,256
							H \$1,496
							I \$1,870
							J \$2,320

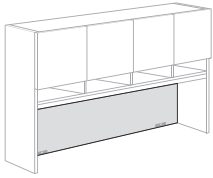
Tackboard for 72" w Storage Overhead  <ul style="list-style-type: none"> · for use with a 72" wide storage overhead cabinet · com ydg: 2 1/4 	3/8	69 7/8	16 1/2	10	4	BR72TK	COM \$336
							A \$364
							B \$418
							C \$513
							D \$633
							E \$756
							F \$944
							G \$1,145
							H \$1,360
							I \$1,697
							J \$2,101

Tackboard for 66" w Storage Overhead  <ul style="list-style-type: none"> · for use with a 66" wide storage overhead cabinet · com ydg: 2 	3/8	63 7/8	16 1/2	9	4	BR66TK	COM \$316
							A \$340
							B \$387
							C \$472
							D \$579
							E \$686
							F \$854
							G \$1,034
							H \$1,224
							I \$1,525
							J \$1,886

BROADWAY

Description	D	W	H	CTN WT	CU FT	① Model	List Price Per Grade
Tackboard for 84" w Storage Overhead with cubbies	3/8	81 7/8	11 1/2	3	2	BR84TKC	COM \$362
 <ul style="list-style-type: none"> · for use with a 84" wide storage overhead cabinet with cubbies · com ydg: 2 3/4 							A \$396 B \$463 C \$579 D \$726 E \$874 F \$1,104 G \$1,354 H \$1,615 I \$2,027 J \$2,521

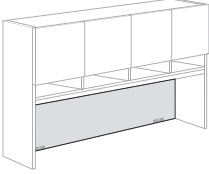
Tackboard for 78" w Storage Overhead with cubbies	3/8	75 7/8	11 1/2	3	2	BR78TKC	COM \$358
 <ul style="list-style-type: none"> · for use with a 78" wide storage overhead cabinet with cubbies · com ydg: 2 1/2 							A \$389 B \$449 C \$554 D \$689 E \$823 F \$1,032 G \$1,256 H \$1,496 I \$1,870 J \$2,320

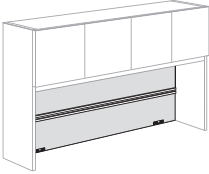
Tackboard for 72" w Storage Overhead with cubbies	3/8	69 7/8	11 1/2	2	2	BR72TKC	COM \$336
 <ul style="list-style-type: none"> · for use with a 72" wide storage overhead cabinet with cubbies · com ydg: 2 1/4 							A \$364 B \$418 C \$513 D \$633 E \$756 F \$944 G \$1,145 H \$1,360 I \$1,697 J \$2,101

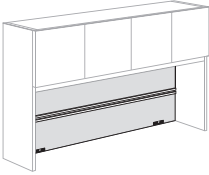
To Order, Specify:

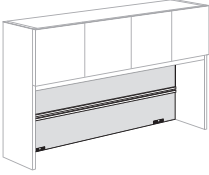
- ① Model Number
- ② Fabric Selection: vendor, pattern, color

BROADWAY


Description	D	W	H	CTN WT	CU FT	① Model	List Price Per Grade
Tackboard for 66" w Storage Overhead with cubbies  <ul style="list-style-type: none"> for use with a 66" wide storage overhead cabinet with cubbies com ydg: 2 	3/8	63 7/8	11 1/2	2	2	BR66TKC	COM \$316
	A \$340						
	B \$387						
	C \$472						
	D \$579						
	E \$686						
	F \$854						
	G \$1,034						
	H \$1,224						
	I \$1,525						
	J \$1,886						


Tackboard for Accessory Rail  <ul style="list-style-type: none"> coordinates with 84" wide storage overhead cabinets: BR1684SO, BR1684DSO, BR1684AGO and BR1684DAGO com ydg: 2 3/4 tackboard panels for above and below accessory rail panel height above rail 7 1/4" h panel height below rail 6" h accessory rail must be ordered separately not required; add on for convenience and application 	3/8	81 7/8		8	4	BR84TKA	COM \$404
	A \$436						
	B \$503						
	C \$619						
	D \$765						
	E \$914						
	F \$1,145						
	G \$1,392						
	H \$1,655						
	I \$2,067						
	J \$2,561						


Tackboard for Accessory Rail  <ul style="list-style-type: none"> coordinates with 78" wide storage overhead cabinets: BR1678SO, BR1678DSO, BR1678AGO and BR1678DAGO com ydg: 2 1/2 tackboard panels for above and below accessory rail panel height above rail: 7 1/4" h panel height below rail: 6" h accessory rail must be ordered separately not required; add on for convenience and application 	3/8	75 7/8		7	4	BR78TKA	COM \$396
	A \$428						
	B \$486						
	C \$592						
	D \$727						
	E \$862						
	F \$1,071						
	G \$1,297						
	H \$1,537						
	I \$1,911						
	J \$2,358						

Tackboard for Accessory Rail  <ul style="list-style-type: none"> coordinates with 72" wide storage overhead cabinets: BR1672SO, BR1672DSO, BR1672AGO and BR1672DAGO com ydg: 2 1/4 tackboard panels for above and below accessory rail panel height above rail 7 1/4" h panel height below rail 6" h accessory rail must be ordered separately not required; add on for convenience and application 	3/8	69 7/8		6	3	BR72TKA	COM \$377
	A \$405						
	B \$457						
	C \$552						
	D \$674						
	E \$794						
	F \$985						
	G \$1,184						
	H \$1,402						
	I \$1,738						
	J \$2,141						

BROADWAY

Description	D	W	H	CTN WT	CU FT	① Model	List Price Per Grade
Tackboard for Accessory Rail  <ul style="list-style-type: none"> coordinates with 66" wide storage overhead cabinets: BR1666SO, BR1666DSO, BR1666AGO and BR1666DAGO com ydg: 2 tackboard panels for above and below accessory rail panel height above rail: 7 1/4" h panel height below rail: 6" h accessory rail must be ordered separately not required; add on for convenience and application 	3/8	63 7/8		5	2	BR66TKA	COM \$353
	A	\$379					
	B	\$426					
	C	\$509					
	D	\$618					
	E	\$725					
	F	\$893					
	G	\$1,072					
	H	\$1,263					
	I	\$1,563					
	J	\$1,923					

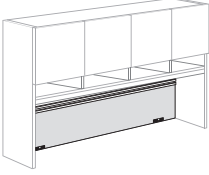
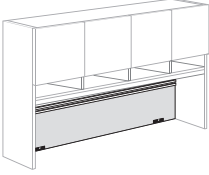
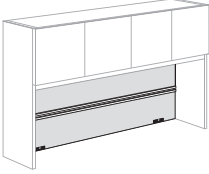
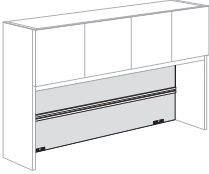
Tackboard for Accessory Rail  <ul style="list-style-type: none"> coordinates with 84" wide storage overhead cabinets with cubbies: BR1684SOC, BR1684DSOC, BR1684GSOC and BR1684DGSOC com ydg: 2 3/4 tackboard panels for above and below accessory rail panel height above rail: 2 1/4" h panel height below rail: 6" h accessory rail must be ordered separately not required; add on for convenience and application 	3/8	81 7/8		3	2	BR84TKCA	COM \$404
	A	\$436					
	B	\$503					
	C	\$619					
	D	\$765					
	E	\$914					
	F	\$1,145					
	G	\$1,392					
	H	\$1,655					
	I	\$2,067					
	J	\$2,561					

Tackboard for Accessory Rail  <ul style="list-style-type: none"> coordinates with 78" wide storage overhead cabinets with cubbies: BR1678SOC, BR1678DSOC, BR1678GSOC and BR1678DGSOC com ydg: 2 1/2 tackboard panels for above and below accessory rail panel height above rail: 2 1/4" h panel height below rail: 6" h accessory rail must be ordered separately not required; add on for convenience and application 	3/8	75 7/8		3	2	BR78TKCA	COM \$358
	A	\$389					
	B	\$449					
	C	\$554					
	D	\$689					
	E	\$823					
	F	\$1,032					
	G	\$1,256					
	H	\$1,496					
	I	\$1,870					
	J	\$2,320					


To Order, Specify:


- ① Model Number
- ② Fabric Selection: vendor, pattern, color

BROADWAY

Description	D	W	H	CTN WT	CU FT	① Model	List Price Per Grade			
 <p>Tackboard for Accessory Rail</p> <ul style="list-style-type: none"> coordinates with 72" wide storage overhead cabinets with cubbies: BR1672SOC, BR1672DSOC, BR1672GSOC and BR1672DGSOC com ydg: 2 1/4 tackboard panels for above and below accessory rail panel height above rail: 2 1/4" h panel height below rail: 6" h accessory rails must be ordered separately not required; add on for convenience and application 	3/8	69 7/8		2	2	BR72TKCA	COM \$377 A \$405 B \$457 C \$552 D \$674 E \$794 F \$985 G \$1,184 H \$1,402 I \$1,738 J \$2,141			
	 <p>Tackboard for Accessory Rail</p> <ul style="list-style-type: none"> coordinates with 66" wide storage overhead cabinets with cubbies: BR1666SOC, BR1666DSOC, BR1666GSOC and BR1666DGSOC com ydg: 2 tackboard panels for above and below accessory rail panel height above rail: 2 1/4" h panel height below rail: 6" h accessory rail must be ordered separately not required; add on for convenience and application 	3/8	63 7/8		2	2	BR66TKCA	COM \$353 A \$379 B \$426 C \$509 D \$618 E \$725 F \$893 G \$1,072 H \$1,263 I \$1,563 J \$1,923		
		 <p>Veneer Panel and Tackboard for Accessory Rail</p> <ul style="list-style-type: none"> coordinates with 84" wide storage overhead cabinets: BR1684SO, BR1684DSO, BR1684AGO and BR1684DAGO com ydg: 2 3/4 veneer panel above accessory rail: 7 1/4" h tackboard panel below accessory rail: 6" h accessory rail must be ordered separately not required; add on for convenience and application 	3/8	81 7/8		15	4	BR84TKAVP	COM \$618 A \$651 B \$716 C \$833 D \$978 E \$1,127 F \$1,359 G \$1,607 H \$1,868 I \$2,280 J \$2,774	
			 <p>Veneer Panel and Tackboard for Accessory Rail</p> <ul style="list-style-type: none"> coordinates with 78" wide storage overhead cabinets: BR1678SO, BR1678DSO, BR1678AGO and BR1678DAGO com ydg: 2 1/2 veneer panel above accessory rail: 7 1/4" h tackboard panel below accessory rail: 6" h accessory rail must be ordered separately not required; add on for convenience and application 	3/8	78 7/8		13	4	BR78TKAVP	COM \$598 A \$629 B \$687 C \$793 D \$928 E \$1,062 F \$1,273 G \$1,496 H \$1,737 I \$2,110 J \$2,560

BROADWAY

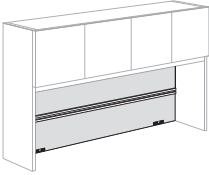
Description	D	W	H	CTN WT	CU FT	① Model	List Price Per Grade
Veneer Panel and Tackboard for Accessory Rail  <ul style="list-style-type: none"> coordinates with 72" wide storage overhead cabinets: BR1672SO, BR1672DSO, BR1672AGO and BR1672DAGO com ydg: 2 1/4 veneer panel above accessory rail: 7 1/4" h tackboard panel below accessory rail: 6" h accessory rail must be ordered separately not required; add on for convenience and application 	3/8	69 7/8		11	3	BR72TKAVP	COM \$575
	A	\$604					
	B	\$658					
	C	\$753					
	D	\$873					
	E	\$994					
	F	\$1,182					
	G	\$1,385					
	H	\$1,602					
	I	\$1,937					
	J	\$2,340					

Veneer Panel and Tackboard for Accessory Rail  <ul style="list-style-type: none"> coordinates with 66" wide storage overhead cabinets: BR1666SO, BR1666DSO, BR1666AGO and BR1666DAGO com ydg: 2 veneer panel above accessory rail: 7 1/4" h tackboard panel below accessory rail: 6" h accessory rail must be ordered separately not required; add on for convenience and application 	3/8	63 7/8		9	2	BR66TKAVP	COM \$545
	A	\$568					
	B	\$618					
	C	\$702					
	D	\$809					
	E	\$916					
	F	\$1,083					
	G	\$1,263					
	H	\$1,455					
	I	\$1,756					
	J	\$2,115					

BROADWAY

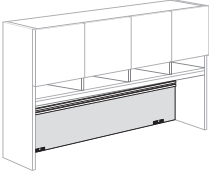
To Order, Specify:

- ① Model Number
- ② Wood Species - Cherry (CH1), Maple (MA1) or Walnut (WA1) (see page 8)
- ③ Finish Color (see page 8)
 - a.) Wood Finish
 - b.) Color Finish (Maple veneer only)
- ④ Fabric Selection: vendor, pattern, color
- ⑤ Other Product Options (see page 9)

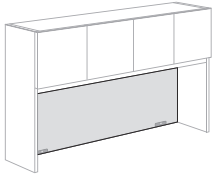
Description	D	W	H	CTN WT	CU FT	① Model	List Price
 <p>Veneer Panel for Accessory Rail</p>	3/4	81 7/8	20	32	4	BR2084VSL For use on 84" wide storage overhead cabinet: · BR1684DSO · BR1684SO · BR1684DAGO · BR1684AGO	\$583
	3/4	75 7/8	20	28	4	BR2078VSL For use on 78" wide storage overhead cabinet: BR1678DSO · BR1678SO · BR1678DAGO · BR1678AGO	\$568
	3/4	69 7/8	20	25	4	BR2072VSL For use on 72" wide storage overhead cabinet: · BR1672DSO · BR1672SO · BR1672DAGO · BR1672AGO	\$554
	3/4	63 7/8	20	21	4	BR2066VSL For use on 66" wide storage overhead cabinet: · BR1666DSO · BR1666SO · BR1666DAGO · BR1666AGO	\$531

- veneer panels for above and below accessory rail
- accessory rail must be ordered separately
- not required; add on for color contrast
- select veneer or color options
- two back panel grommets

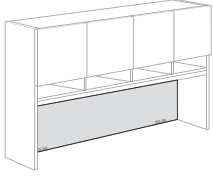
BROADWAY

 <p>Veneer Panel for Accessory Rail</p>	3/4	81 7/8		35	3	BR1284VSL For use on 84" wide storage overhead cabinet with cubbies: · BR1684DSOC · BR1684SOC · BR1684GSOC · BR1684DGSOC	\$562
	3/4	75 7/8		32	3	BR1278VSL For use on 78" wide storage overhead cabinet with cubbies: · BR1678DSOC · BR1678SOC · BR1678GSOC · BR1678DGSOC	\$551
	3/4	69 7/8		28	3	BR1272VSL For use on 72" wide storage overhead cabinet with cubbies: · BR1672DSOC · BR1672SOC · BR1672GSOC · BR1672DGSOC	\$537
	3/4	63 7/8		24	3	BR1266VSL For use on 66" wide storage overhead cabinet with cubbies: · BR1666DSOC · BR1666SOC · BR1666GSOC · BR1666DGSOC	\$516

- veneer panels for above and below accessory rail
- panel height above rail: 2 1/4" h
- panel height below rail: 10" h
- accessory rail must be ordered separately
- not required; add on for color contrast
- select veneer or color options
- two back panel grommets

Description	D	W	H	CTN WT	CU FT	① Model	List Price
Veneer Back Panel Insert 	3/4	81 7/8	20	35	4	BR2084VBP For use on 84" wide storage overhead cabinet: · BR1684DSO · BR1684SO · BR1684DAGO · BR1684AGO	\$577
	3/4	75 7/8	20	32	4	BR2078VBP For use on 78" wide storage overhead cabinet: · BR1678DSO · BR1678SO · BR1678DAGO · BR1678AGO	\$565
	3/4	69 7/8	20	28	4	BR2072VBP For use on 72" wide storage overhead cabinet: · BR1672DSO · BR1672SO · BR1672DAGO · BR1672AGO	\$549
	3/4	63 7/8	20	24	4	BR2066VBP For use on 66" wide storage overhead cabinet: · BR1666DSO · BR1666SO · BR1666DAGO · BR1666AGO	\$529

- veneer panel surface
- two back panel grommets
- not required; add on for color contrast


Veneer Back Panel Insert 	3/4	81 7/8	15	35	3	BR1584VBP For use on 84" wide storage overhead cabinet with cubbies: · BR1684DSOC · BR1684SOC · BR1684GSOC · BR1684DGSOC	\$559
	3/4	75 7/8	15	32	3	BR1578VBP For use on 78" wide storage overhead cabinet with cubbies: · BR1678DSOC · BR1678SOC · BR1678GSOC · BR1678DGSOC	\$548
	3/4	69 7/8	15	28	3	BR1572VBP For use on 72" wide storage overhead cabinet with cubbies: · BR1672DSOC · BR1672SOC · BR1672GSOC · BR1672DGSOC	\$530
	3/4	63 7/8	15	24	3	BR1566VBP For use on 66" wide storage overhead cabinet with cubbies: · BR1666DSOC · BR1666SOC · BR1666GSOC · BR1666DGSOC	\$514

- veneer panel surface
- two back panel grommets
- not required; add on for color contrast


To Order, Specify:


- ① Model Number
- ② Wood Species - Cherry (CH1), Maple (MA1) or Walnut (WA1) (see page 8)
- ③ Finish Color (see page 8)
 - a.) Wood Finish
 - b.) Color Finish (Maple veneer only)
- ④ Fabric Selection: vendor, pattern, color
- ⑤ Other Product Options (see page 9)

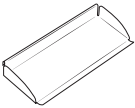
BROADWAY

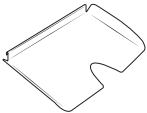
Description	D	W	H	CTN WT	CU FT	① Model	List Price
	3/4	81 7/8	3 1/4	6	2	BR84AR For use on: · BR1684DSO · BR1684SO · BR1684DAGO · BR1684AGO	\$386
	3/4	75 7/8	3 1/4	5	2	BR78AR For use on: · BR1678DSO · BR1678SO · BR1678DAGO · BR1678AGO	\$5,029
	3/4	69 7/8	3 1/4	5	2	BR72AR For use on: · BR1672DSO · BR1672SO · BR1672DAGO · BR1672AGO	\$349
	3/4	63 7/8	3 1/4	4	2	BR66AR For use on: · BR1666DSO · BR1666SO · BR1666DAGO · BR1666AGO	\$330

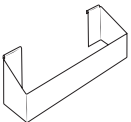
BROADWAY


	1 9/16	3 1/8	3 9/16	1	1	AC203CUP · pen and gadget cup · Stardust Silver finish	\$93
----------------------------------------------------------------------------------	--------	-------	--------	---	---	---------------------------------------------------------------------	------

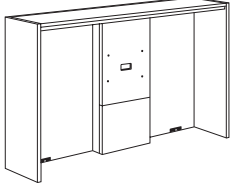
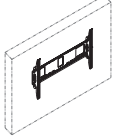
	3 5/16	2 11/16	7/8	1	1	AC403TRAY · tray for paper clips and other small items · Stardust Silver finish	\$71
------------------------------------------------------------------------------------	--------	---------	-----	---	---	----------------------------------------------------------------------------------------------	------

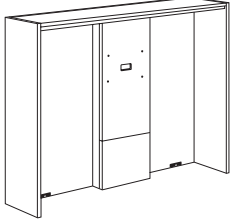
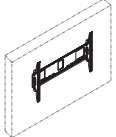
	3 5/16	7 11/16	7/8	1	1	AC408TRAY · tray for pencils and other small items · Stardust Silver finish	\$86
------------------------------------------------------------------------------------	--------	---------	-----	---	---	------------------------------------------------------------------------------------------	------

	9 15/16	13 3/16	7/8	2	1	AC912PAP · tray for 8 1/2 x 11" letter paper size · Stardust Silver finish	\$132
------------------------------------------------------------------------------------	---------	---------	-----	---	---	-----------------------------------------------------------------------------------------	-------

	2 13/16	12 3/16	4	1	1	AC313FILE · file hanger for 8 1/2 x 11" letter size hanging file folders · Stardust Silver finish	\$125
------------------------------------------------------------------------------------	---------	---------	---	---	---	----------------------------------------------------------------------------------------------------------------	-------

	12 1/4	9 1/4	2 1/4	5	1	ALT0912C · set of 4	\$330
------------------------------------------------------------------------------------	--------	-------	-------	---	---	-------------------------------	-------

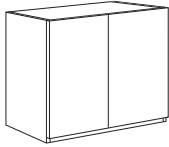
Description	D	W	H	CTN WT	CU FT	① Model	List Price
TV Storage Overhead  	15 7/8	71 3/4	40 1/2	200	39	BR1672TV	\$4,089
	15 7/8	65 3/4	40 1/2	160	36	BR1666TV	\$3,931
<ul style="list-style-type: none"> • TV support column for wiring with access door • two back panel grommets • grommets in back of support column • includes Peerless TV mounting kit • BR1672TV coordinates with BR2472TVDC; see page 38 • BR1666TV coordinates with BR2466TVDC; see page 38 • BR1672TV TV dimension not to exceed 68"w x 35"h to allow proper mounting clearance and air circulation • BR1666TV TV dimension not to exceed 62"w x 35"h to allow proper mounting clearance and air circulation • optional top, see page 73 • optional cornice overhead trim, see page 74 							
<ul style="list-style-type: none"> • mounting bracket for TV • TV not included 							

Double Height TV Storage Overhead  	15 7/8	71 3/4	52 1/2	200	39	BR1672DTV	\$4,295
	15 7/8	65 3/4	52 1/2	160	36	BR1666DTV	\$4,129
<ul style="list-style-type: none"> • TV support column for wiring with access door • two back panel grommets • grommets in back of support column • includes Peerless TV mounting kit • BR1672DTV coordinates with BR2472TVDC; see page 38 • BR1666DTV coordinates with BR2466TVDC; see page 38 • BR1672DTV TV dimension not to exceed 68"w x 47"h to allow proper mounting clearance and air circulation • BR1666DTV TV dimension not to exceed 62"w x 47"h to allow proper mounting clearance and air circulation • for optional top, see page 73 • optional cornice overhead trim, see page 74 • back side of unit intended to go against wall, cabinet should be secured to wall as a safety precaution 							
<ul style="list-style-type: none"> • mounting bracket for TV • TV not included 							

To Order, Specify:

- ① Model Number
- ② Wood Species - Cherry (CH1), Maple (MA1) or Walnut (WA1) (see page 8)
- ③ Finish Color (see page 8)
 - a.) Wood Finish
 - b.) Color Finish (Maple veneer only)
- ④ Grommet Color - Matte Black (MBK) or Stardust Silver (STS) (see page 14)
- ⑤ Other Product Options (see page 9)

Description	D	W	H	CTN WT	CU FT	① Model	List Price
Double Height Wall Mount Overhead Cabinet with Two Doors	15 7/8	41 3/4	33	165	18	BR1642DWMS	\$3,087
	15 7/8	35 3/4	33	145	15	BR1636DWMS	\$2,873
	15 7/8	29 3/4	33	137	13	BR1630DWMS	\$2,672



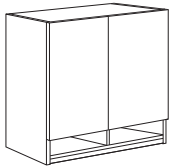
- supported by wall cleat - hardware provided by installer
- adjustable shelf
- locking doors available, specify and add \$123 list
- standard no pulls; optional pulls available, specify pull style and color, horizontal or vertical and add \$130 list for set of two
- optional modular cabinet top; see page 73

Double Height Wall Mount Overhead Cabinet with Two Glass Doors	15 7/8	41 3/4	33	165	18	BR1642DAGWMS	\$3,489
	15 7/8	35 3/4	33	145	15	BR1636DAGWMS	\$3,247
	15 7/8	29 3/4	33	137	13	BR1630DAGWMS	\$3,074



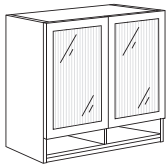
- supported by wall cleat - hardware provided by installer
- adjustable shelf
- locking doors not available
- pulls not available
- optional modular cabinet top; see page 73
- aluminum framed glass doors - specify Frosted or White Linen Pattern glass when ordering

Double Height Wall Mount Overhead Cabinet with Two Doors and Cubbies	15 7/8	41 3/4	38	203	18	BR1642WDSOC	\$3,460
	15 7/8	35 3/4	38	188	16	BR1636WDSOC	\$3,193
	15 7/8	29 3/4	38	180	13	BR1630WDSOC	\$2,936



- supported by wall cleat - hardware provided by installer
- adjustable shelf
- locking doors available, specify and add \$123 list
- standard no pulls; optional pulls available, specify pull style and color, horizontal or vertical and add \$130 list for set of two
- optional modular cabinet top; see page 73

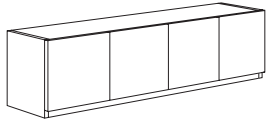
Double Height Wall Mount Overhead Cabinet with Two Glass Doors and Cubbies	15 7/8	41 3/4	38	203	18	BR1642WDGSOC	\$3,861
	15 7/8	35 3/4	38	188	16	BR1636WDGSOC	\$3,564
	15 7/8	29 3/4	38	180	13	BR1630WDGSOC	\$3,337



- supported by wall cleat - hardware provided by installer
- adjustable shelf
- locking doors not available
- pulls not available
- optional modular cabinet top; see page 73
- aluminum framed glass doors - specify Frosted or White Linen Pattern glass when ordering

BROADWAY

Description	D	W	H	CTN WT	CU FT	① Model	List Price
Wall Mount Overhead Cabinet with Four Doors	15 7/8	71 3/4	19 1/8	200	16	BR1672WMS	\$3,359
	15 7/8	65 3/4	19 1/8	190	15	BR1666WMS	\$3,210



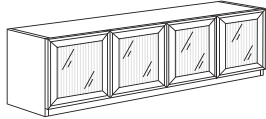
- supported by wall cleat - hardware provided by installer
- locking doors available, specify and add \$246 list
- standard no pulls; optional pulls available, specify pull style and color, horizontal or vertical and add \$256 list for set of four
- optional modular cabinet top; see page 73

Wall Mount Overhead Cabinet with Two Doors	15 7/8	41 3/4	19 1/8	142	9	BR1642WMS	\$2,556
	15 7/8	35 3/4	19 1/8	130	8	BR1636WMS	\$2,298
	15 7/8	29 3/4	19 1/8	125	7	BR1630WMS	\$2,140



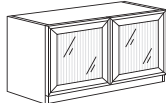
- supported by wall cleat - hardware provided by installer
- locking doors available, specify and add \$123 list
- standard no pulls; optional pulls available, specify pull style and color, horizontal or vertical and add \$130 list for set of two
- optional modular cabinet top; see page 73

Wall Mount Overhead Cabinet with Four Glass Doors	15 7/8	71 3/4	19 1/8	200	16	BR1672AGWMS	\$4,006
	15 7/8	65 3/4	19 1/8	190	15	BR1666AGWMS	\$3,867



- supported by wall cleat - hardware provided by installer
- locking doors not available
- pulls not available
- optional modular cabinet top; see page 73
- aluminum framed glass doors - specify Frosted or White Linen Pattern glass when ordering

Wall Mount Overhead Cabinet with Two Glass Doors	15 7/8	41 3/4	19 1/8	142	9	BR1642AGWMS	\$3,045
	15 7/8	35 3/4	19 1/8	130	8	BR1636AGWMS	\$2,743
	15 7/8	29 3/4	19 1/8	125	7	BR1630AGWMS	\$2,550



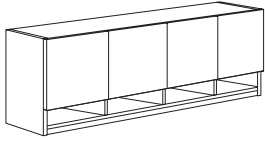
- supported by wall cleat - hardware provided by installer
- locking doors not available
- pulls not available
- optional modular cabinet top; see page 73
- aluminum framed glass doors - specify Frosted or White Linen Pattern glass when ordering

To Order, Specify:

- ① Model Number
- ② Wood Species - Cherry (CH1), Maple (MA1) or Walnut (WA1) (see page 8)
- ③ Finish Color (see page 8)
 - a.) Wood Finish
 - b.) Color Finish (Maple veneer only)
- ④ Glass Color (see page 14)
- ⑤ Other Product Options (see page 9)

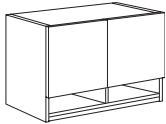
BROADWAY

Description	D	W	H	CTN WT	CU FT	① Model	List Price
Wall Mount Overhead Cabinet with Four Doors and Cubbies	15 7/8	71 3/4	24 1/8	217	21	BR1672WSOC	\$4,022
	15 7/8	65 3/4	24 1/8	202	19	BR1666WSOC	\$3,821



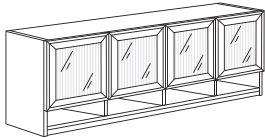
- supported by wall cleat - hardware provided by installer
- locking doors available, specify and add \$246 list
- standard no pulls; optional pulls available, specify pull style and color, horizontal or vertical and add \$256 list for set of four
- optional modular cabinet top; see page 73

Wall Mount Overhead Cabinet with Two Doors and Cubbies	15 7/8	41 3/4	24 1/8	160	12	BR1642WSOC	\$2,927
	15 7/8	35 3/4	24 1/8	148	11	BR1636WSOC	\$2,618
	15 7/8	29 3/4	24 1/8	141	9	BR1630WSOC	\$2,405



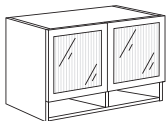
- supported by wall cleat - hardware provided by installer
- locking doors available, specify and add \$123 list
- standard no pulls; optional pulls available, specify pull style and color, horizontal or vertical and add \$130 list for set of two
- optional modular cabinet top; see page 73

Wall Mount Overhead Cabinet with Four Glass Doors and Cubbies	15 7/8	71 3/4	24 1/8	217	21	BR1672WGSOC	\$4,670
	15 7/8	65 3/4	24 1/8	202	19	BR1666WGSOC	\$4,475



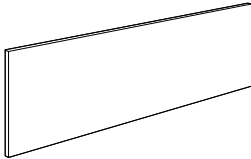
- supported by wall cleat - hardware provided by installer
- locking doors not available
- pulls not available
- optional modular cabinet top; see page 73
- aluminum framed glass doors - specify Frosted or White Linen Pattern glass when ordering

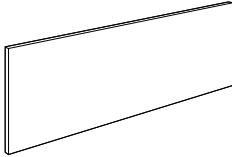
Wall Mount Overhead Cabinet with Two Glass Doors and Cubbies	15 7/8	41 3/4	24 1/8	160	12	BR1642WGSOC	\$3,417
	15 7/8	35 3/4	24 1/8	148	11	BR1636WGSOC	\$3,060
	15 7/8	29 3/4	24 1/8	141	9	BR1630WGSOC	\$2,814

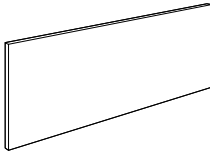


- supported by wall cleat - hardware provided by installer
- locking doors not available
- pulls not available
- optional modular cabinet top; see page 73
- aluminum framed glass doors - specify Frosted or White Linen Pattern glass when ordering

BROADWAY

Description	D	W	H	CTN WT	CU FT	① Model	List Price Per Grade
84" w Wall Mount Tackboard  <ul style="list-style-type: none"> · use with wall mount overhead cabinets · com ydg: 2 3/4 · four 3/8" deep x 2" wide vertical channels in back of panel allow wire management 	7/8	83 3/4	19 1/2	4	4	BR8420WT	COM \$435 A \$470 B \$535 C \$651 D \$797 E \$946 F \$1,178 G \$1,425 H \$1,688 I \$2,099 J \$2,593

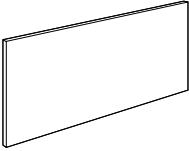
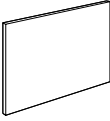
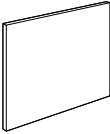
78" w Wall Mount Tackboard  <ul style="list-style-type: none"> · use with wall mount overhead cabinets · com ydg: 2 1/2 · four 3/8" deep x 2" wide vertical channels in back of panel allow wire management 	7/8	77 3/4	19 1/2	4	4	BR7820WT	COM \$430 A \$460 B \$521 C \$627 D \$761 E \$895 F \$1,103 G \$1,330 H \$1,569 I \$1,944 J \$2,391
-----------------------------------------------------------------------------------------------------------------------------------------------------------------------------------------------------------------------------------------------------------------------------------------------------------------------------------------	-----	--------	--------	---	---	-----------------	------------------------------------------------------------------------------------------------------------------------------------------

72" w Wall Mount Tackboard  <ul style="list-style-type: none"> · use with wall mount overhead cabinets · com ydg: 2 1/4 · four 3/8" deep x 2" wide vertical channels in back of panel allow wire management 	7/8	71 3/4	19 1/2	3	3	BR7220WT	COM \$409 A \$437 B \$490 C \$587 D \$707 E \$829 F \$1,016 G \$1,218 H \$1,434 I \$1,771 J \$2,175
-------------------------------------------------------------------------------------------------------------------------------------------------------------------------------------------------------------------------------------------------------------------------------------------------------------------------------------------	-----	--------	--------	---	---	-----------------	------------------------------------------------------------------------------------------------------------------------------------------

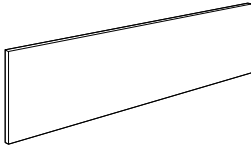
To Order, Specify:

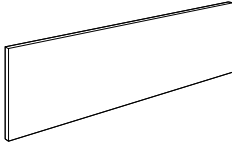
- ① Model Number
- ② Wood Species - Cherry (CH1), Maple (MA1) or Walnut (WA1) (see page 8)
- ③ Finish Color (see page 8)
 - a.) Wood Finish
 - b.) Color Finish (Maple veneer only)
- ④ Glass Color (see page 14)
- ⑤ Fabric Selection: vendor, pattern, color
- ⑥ Other Product Options (see page 9)

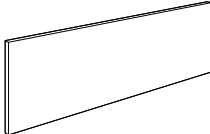
BROADWAY

Description	D	W	H	CTN WT	CU FT	① Model	List Price Per Grade
66" w Wall Mount Tackboard  <ul style="list-style-type: none"> · use with wall mount overhead cabinets · com ydg: 2 · four 3/8" deep x 2" wide vertical channels in back of panel allow wire management 	7/8	65 3/4	19 1/2	3	3	BR6620WT	COM \$387 A \$411 B \$458 C \$543 D \$651 E \$759 F \$926 G \$1,104 H \$1,298 I \$1,598 J \$1,955
36" w Wall Mount Tackboard  <ul style="list-style-type: none"> · use with wall mount overhead cabinets · com ydg: 1 1/4 · three 3/8" deep x 2" wide vertical channels in back of panel allow wire management 	7/8	35 3/4	19 1/2	2	2	BR3620WT	COM \$304 A \$321 B \$351 C \$404 D \$472 E \$539 F \$641 G \$757 H \$875 I \$1,062 J \$1,285
30" w Wall Mount Tackboard  <ul style="list-style-type: none"> · use with wall mount overhead cabinets · com ydg: 1 · two 3/8" deep x 2" wide vertical channels in back of panel allow wire management 	7/8	29 3/4	19 1/2	2	2	BR3020WT	COM \$282 A \$296 B \$319 C \$360 D \$415 E \$470 F \$552 G \$641 H \$737 I \$889 J \$1,068

BROADWAY

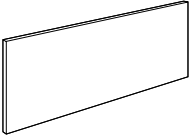
Description	D	W	H	CTN WT	CU FT	① Model	List Price Per Grade
84" w Wall Mount Tackboard  <ul style="list-style-type: none"> • use with wall mount overhead cabinets with cubbies • com ydg: 2 3/4 • four 3/8" deep x 2" wide vertical channels in back of panel allow wire management 	7/8	83 3/4	16 1/2	3	3	BR84WTC	COM \$435 A \$470 B \$535 C \$651 D \$797 E \$946 F \$1,178 G \$1,425 H \$1,688 I \$2,099 J \$2,593

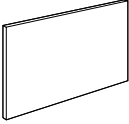
78" w Wall Mount Tackboard  <ul style="list-style-type: none"> • use with wall mount overhead cabinets with cubbies • com ydg: 2 1/2 • four 3/8" deep x 2" wide vertical channels in back of panel allow wire management 	7/8	77 3/4	16 1/2	3	3	BR78WTC	COM \$430 A \$460 B \$521 C \$627 D \$761 E \$895 F \$1,103 G \$1,330 H \$1,569 I \$1,944 J \$2,391
------------------------------------------------------------------------------------------------------------------------------------------------------------------------------------------------------------------------------------------------------------------------------------------------------------------------------------------------------	-----	--------	--------	---	---	----------------	------------------------------------------------------------------------------------------------------------------------------------------

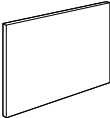
72" w Wall Mount Tackboard  <ul style="list-style-type: none"> • use with wall mount overhead cabinets with cubbies • com ydg: 2 1/4 • four 3/8" deep x 2" wide vertical channels in back of panel allow wire management 	7/8	71 3/4	16 1/2	2	2	BR72WTC	COM \$409 A \$437 B \$490 C \$587 D \$707 E \$829 F \$1,016 G \$1,218 H \$1,434 I \$1,771 J \$2,175
--------------------------------------------------------------------------------------------------------------------------------------------------------------------------------------------------------------------------------------------------------------------------------------------------------------------------------------------------------	-----	--------	--------	---	---	----------------	------------------------------------------------------------------------------------------------------------------------------------------

To Order, Specify:

- ① Model Number
- ② Fabric Selection: vendor, pattern, color

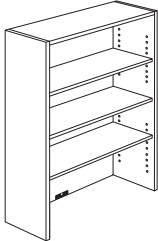
Description	D	W	H	CTN WT	CU FT	① Model	List Price Per Grade
66" w Wall Mount Tackboard 	7/8	65 3/4	16 1/2	2	2	BR66WTC	COM \$387 A \$411 B \$458 C \$543 D \$651 E \$759 F \$926 G \$1,104 H \$1,298 I \$1,598 J \$1,955
<ul style="list-style-type: none"> · use with wall mount overhead cabinets with cubbies · com ydg: 2 · four 3/8" deep x 2" wide vertical channels in back of panel allow wire management 							

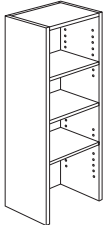
36" w Wall Mount Tackboard 	7/8	35 3/4	16 1/2	2	1	BR36WTC	COM \$304 A \$321 B \$351 C \$404 D \$472 E \$539 F \$641 G \$757 H \$875 I \$1,062 J \$1,285
<ul style="list-style-type: none"> · use with wall mount overhead cabinets with cubbies · com ydg: 1 1/4 · three 3/8" deep x 2" wide vertical channels in back of panel allow wire management 							

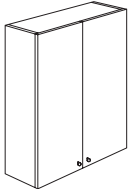
30" w Wall Mount Tackboard 	7/8	29 3/4	16 1/2	2	1	BR30WTC	COM \$282 A \$296 B \$319 C \$360 D \$415 E \$470 F \$552 G \$641 H \$737 I \$889 J \$1,068
<ul style="list-style-type: none"> · use with wall mount overhead cabinets with cubbies · com ydg: 1 · two 3/8" deep x 2" wide vertical channels in back of panel allow wire management 							


BROADWAY

Description	D	W	H	CTN WT	CU FT	① Model	List Price
-------------	---	---	---	--------	-------	---------	------------

 <p>Double Height Storage Tower</p> <ul style="list-style-type: none"> two adjustable shelves/one fixed shelf one back panel grommet standard optional modular cabinet top; see page 73 	15 7/8	35 7/8	54	175	25	BR1636DSO	\$1,753
------------------------------------------------------------------------------------------------------------------------------------------------------------------------------------------------------------------------------------------------------------------------------------------------------------------	--------	--------	----	-----	----	------------------	----------------

 <p>Double Height Storage Tower</p> <ul style="list-style-type: none"> two adjustable shelves/one fixed shelf one back panel grommet standard optional modular cabinet top; see page 73 	15 7/8	18	54	126	14	BR1618DSO	\$1,683
------------------------------------------------------------------------------------------------------------------------------------------------------------------------------------------------------------------------------------------------------------------------------------------------------------------	--------	----	----	-----	----	------------------	----------------

 <p>Double Height Storage Tower</p> <ul style="list-style-type: none"> two adjustable shelves/one fixed shelf one back panel grommet locking doors available, specify and add \$123 list only available with knob pull optional modular cabinet top; see page 73 	15 7/8	35 7/8	54	210	25	BR1636DSD	\$2,881
--------------------------------------------------------------------------------------------------------------------------------------------------------------------------------------------------------------------------------------------------------------------------------------------------------------------------------------------------------------------------------------------------------------	--------	--------	----	-----	----	------------------	----------------

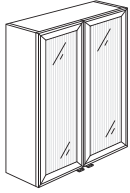
 <p>Double Height Storage Tower</p> <ul style="list-style-type: none"> two adjustable shelves/one fixed shelf one back panel grommet locking doors available, specify and add \$123 list only available with knob pull optional modular cabinet top; see page 73 	15 7/8	18	54	145	14	BR1618DSDR	\$1,819
	15 7/8	18	54	145	14	BR1618DSDL	\$1,819

To Order, Specify:

- ① Model Number
- ② Wood Species - Cherry (CH1), Maple (MA1) or Walnut (WA1) (see page 8)
- ③ Finish Color (see page 8)
 - a.) Wood Finish
 - b.) Color Finish (Maple veneer only)
- ④ Pull Color (see page 14)
- ⑤ Grommet Color - Matte Black (MBK) or Stardust Silver (STS) (see page 14)
- ⑥ Fabric Selection: vendor, pattern, color
- ⑦ Other Product Options (see page 9)

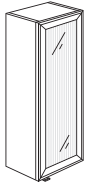
BROADWAY

Description	D	W	H	CTN WT	CU FT	① Model	List Price
Double Height Glass Door Storage Tower	15 7/8	35 7/8	54	212	25	BR1636DAGSD	\$3,318



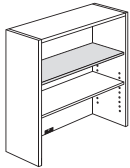
- two adjustable shelves/one fixed shelf
- one back panel grommet
- locking not available
- only available with aluminum edge pull
- optional modular cabinet top; see page 73
- aluminum framed glass door - specify Frosted or White Linen Pattern glass when ordering

Double Height Glass Door Storage Tower	15 7/8	18	54	147	14	BR1618DAGSDR	\$2,258
-----------------------------------------------	--------	----	----	-----	----	---------------------	----------------



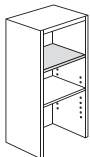
- | | | | | | | | |
|--|--------|----|----|-----|----|---------------------|----------------|
| | 15 7/8 | 18 | 54 | 147 | 14 | BR1618DAGSDL | \$2,258 |
|--|--------|----|----|-----|----|---------------------|----------------|
- two adjustable shelves/one fixed shelf
 - one back panel grommet
 - locking not available
 - only available with aluminum edge pull
 - optional modular cabinet top; see page 73
 - aluminum framed glass door - specify Frosted or White Linen Pattern glass when ordering

Storage Tower	15 7/8	35 7/8	40 1/2	136	18	BR1636S0	\$1,404
----------------------	--------	--------	--------	-----	----	-----------------	----------------



- one adjustable shelf/one fixed shelf
- one back panel grommet standard
- optional modular cabinet top; see page 73

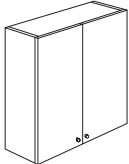
Storage Tower	15 7/8	18	40 1/2	98	10	BR1618S0	\$1,347
----------------------	--------	----	--------	----	----	-----------------	----------------



- one adjustable shelf/one fixed shelf
- one back panel grommet standard
- optional modular cabinet top; see page 73

BROADWAY

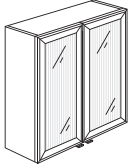
Description	D	W	H	CTN WT	CU FT	① Model	List Price
-------------	---	---	---	-----------	----------	---------	------------

Storage Tower 	15 7/8	35 7/8	40 1/2	166	18	BR1636SD	\$2,307
-----------------------------------------------------------------------------------------------------------	--------	--------	--------	-----	----	-----------------	----------------

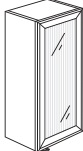
- one adjustable shelf/one fixed shelf
- one back panel grommet standard
- locking doors available, specify and add \$123 list
- only available with knob pull
- optional modular cabinet top; see page 73

Storage Tower 	15 7/8	18	40 1/2	113	10	BR1618SDR	\$1,454
-----------------------------------------------------------------------------------------------------------	--------	----	--------	-----	----	------------------	----------------

- one adjustable shelf/one fixed shelf
- one back panel grommet standard
- locking doors available, specify and add \$123 list
- only available with knob pull
- optional modular cabinet top; see page 73

Glass Door Storage Tower 	15 7/8	35 7/8	40 1/2	168	18	BR1636AGSD	\$2,658
-----------------------------------------------------------------------------------------------------------------------	--------	--------	--------	-----	----	-------------------	----------------

- one adjustable shelf/one fixed shelf
- one back panel grommet standard
- locking not available
- only available with aluminum edge pull
- optional modular cabinet top; see page 73
- aluminum framed glass door - specify Frosted or White Linen Pattern glass when ordering

Glass Door Storage Tower 	15 7/8	18	40 1/2	114	10	BR1618AGSDR	\$1,808
------------------------------------------------------------------------------------------------------------------------	--------	----	--------	-----	----	--------------------	----------------

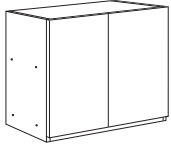
- one adjustable shelf/one fixed shelf
- one back panel grommet standard
- locking not available
- only available with aluminum edge pull
- optional modular cabinet top; see page 73
- aluminum framed glass door - specify Frosted or White Linen Pattern glass when ordering

To Order, Specify:

- ① Model Number
- ② Wood Species - Cherry (CH1), Maple (MA1) or Walnut (WA1) (see page 8)
- ③ Finish Color (see page 8)
 - a.) Wood Finish
 - b.) Color Finish (Maple veneer only)
- ④ Pull Color (see page 14)
- ⑤ Glass Color (see page 14)
- ⑥ Grommet Color - Matte Black (MBK) or Stardust Silver (STS) (see page 14)
- ⑦ Other Product Options (see page 9)

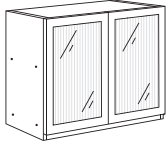
BROADWAY

Description	D	W	H	CTN WT	CU FT	① Model	List Price
Double Height Bridge Mount Overhead Cabinet with Doors	15 7/8	35 3/4	33	113	15	BR1636DBMS	\$2,873
	15 7/8	29 3/4	33	105	13	BR1630DBMS	\$2,672



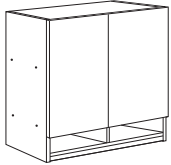
- supported by two storage towers
- adjustable shelf
- locking doors available, specify and add \$123 list
- standard no pulls; optional pulls available, specify pull style and color, horizontal or vertical and add \$\$130 list for set of two
- optional modular cabinet top; see page 74

Double Height Bridge Mount Overhead Cabinet with Glass Doors	15 7/8	35 3/4	33	115	15	BR1636DAGBMS	\$3,247
	15 7/8	29 3/4	33	107	13	BR1630DAGBMS	\$3,074



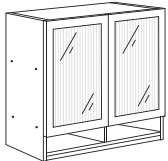
- supported by two storage towers
- adjustable shelf
- locking doors not available
- pulls not available
- optional modular cabinet top; see page 74
- aluminum framed glass doors - specify Frosted or White Linen Pattern glass when ordering

Double Height Bridge Mount Overhead Cabinet with Doors and Cubbies	15 7/8	35 3/4	38	188	16	BR1636BDSOC	\$3,193
	15 7/8	29 3/4	38	180	13	BR1630BDSOC	\$2,936



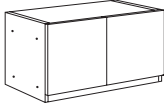
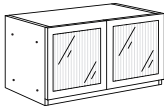
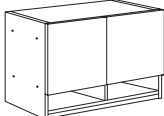
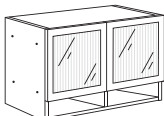
- supported by two storage towers
- adjustable shelf
- locking doors available, specify and add \$123 list
- standard no pulls; optional pulls available, specify pull style and color, horizontal or vertical and add \$130 list for set of two
- optional modular cabinet top; see page 74

Double Height Bridge Mount Overhead Cabinet with Glass Doors and Cubbies	15 7/8	35 3/4	38	188	16	BR1636BDGSOC	\$3,564
	15 7/8	29 3/4	38	180	13	BR1630BDGSOC	\$3,337



- supported by two storage towers
- adjustable shelf
- locking doors not available
- pulls not available
- optional modular cabinet top; see page 74
- aluminum framed glass doors - specify Frosted or White Linen Pattern glass when ordering

BROADWAY

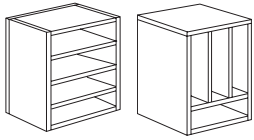
Description	D	W	H	CTN WT	CU FT	① Model	List Price
Bridge Mount Overhead Cabinet with Doors 	15 7/8	35 3/4	19 1/8	85	10	BR1636BMS	\$2,298
	15 7/8	29 3/4	19 1/8	70	9	BR1630BMS	\$2,140
						<ul style="list-style-type: none"> supported by two storage towers locking doors available, specify and add \$123 list standard no pulls; optional pulls available, specify pull style and color, horizontal or vertical and add \$130 list for set of two optional modular cabinet top; see page 74 	
Bridge Mount Overhead Cabinet with Glass Doors 	15 7/8	35 3/4	19 1/8	86	10	BR1636AGBMS	\$2,743
	15 7/8	29 3/4	19 1/8	72	9	BR1630AGBMS	\$2,550
						<ul style="list-style-type: none"> supported by two storage towers locking doors not available pulls not available optional modular cabinet top; see page 74 aluminum framed glass doors - specify Frosted or White Linen Pattern glass when ordering 	
Bridge Mount Overhead Cabinet with Doors and Cubbies 	15 7/8	35 3/4	24 1/8	148	11	BR1636BSOC	\$2,618
	15 7/8	29 3/4	24 1/8	141	9	BR1630BSOC	\$2,405
						<ul style="list-style-type: none"> supported by two storage towers locking doors available, specify and add \$123 list standard no pulls; optional pulls available, specify pull style and color, horizontal or vertical and add \$130 list for set of two optional modular cabinet top; see page 74 	
Bridge Mount Overhead Cabinet with Glass Doors and Cubbies 	15 7/8	35 3/4	24 1/8	148	11	BR1636BGSOC	\$3,060
	15 7/8	29 3/4	24 1/8	141	9	BR1630BGSOC	\$2,814
						<ul style="list-style-type: none"> supported by two storage towers locking doors not available pulls not available optional modular cabinet top; see page 74 aluminum framed glass doors - specify Frosted or White Linen Pattern glass when ordering 	

To Order, Specify:

- ① Model Number
- ② Wood Species - Cherry (CH1), Maple (MA1) or Walnut (WA1) (see page 8)
- ③ Finish Color (see page 8)
 - a.) Wood Finish
 - b.) Color Finish (Maple veneer only)
- ④ Glass Color (see page 14)
- ⑤ Other Product Options (see page 9)

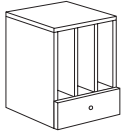
BROADWAY

Description	D	W	H	CTN WT	CU FT	① Model	List Price
Storage Tower	14	15 3/4	21	18	4	BR2116ST	\$1,008



- paper management slots can be configured horizontally or with three vertical slots
- can be installed in storage tower or under storage overhead cabinet
- not intended for use with VBP, VSL accessory rail or overheads with cubbies
- available in all finishes

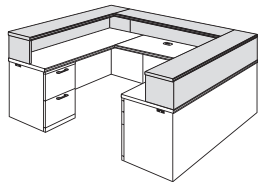
Storage Tower	14	15 3/4	21	18	4	BR2116DT	\$1,118
---------------	----	--------	----	----	---	----------	---------



- only available with knob pull
- paper management slots can be configured horizontally or with two vertical slots, with drawer
- can be installed in storage tower or under storage overhead cabinet
- not intended for use with VBP, VSL accessory rail or overheads with cubbies
- available in all finishes

Description	D	W	H	CTN WT	CU FT	① Model	List Price
-------------	---	---	---	-----------	----------	---------	------------

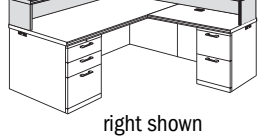
Transaction Counter for U Unit	13	90	17 1/2	240	12	BR13186TC	\$2,972
--------------------------------	----	----	--------	-----	----	-----------	---------



- Coordinates with BR2472RCR, BR2472LCR and BR2442EB
- 16" vertical clearance from desk to bottom of transaction top

Transaction Counter for L Unit	13	72	17 1/2	110	9	BR13120RTC	\$2,387
--------------------------------	----	----	--------	-----	---	------------	---------

	13	72	17 1/2	110	9	BR13120LTC	\$2,387
--	----	----	--------	-----	---	------------	---------

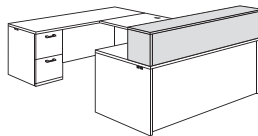


right shown

- BR13120RTC coordinates with 72" left desk and 48" right return
- BR13120LTC coordinates with 72" right desk and 48" left return
- 16" vertical clearance from desk to bottom of transaction top

Transaction Counter	13	72	17 1/2	87	9	BR1372TC	\$1,337
---------------------	----	----	--------	----	---	----------	---------

	13	66	17 1/2	79	8	BR1366TC	\$1,273
--	----	----	--------	----	---	----------	---------



- BR1372TC coordinates with a 72" surface
- BR1366TC coordinates with a 66" surface
- 16" vertical clearance from desk to bottom of transaction top

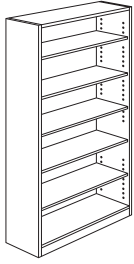
BROADWAY

To Order, Specify:

- ① Model Number
- ② Finish Application
 - a.) All Same Finish
 - b.) Two Tone (8% upcharge applies)
- ③ Wood Species - Cherry (CH1), Maple (MA1) or Walnut (WA1) (see page 8)
 - a.) Worksurface
 - b.) Chassis
- ④ Finish Color (see page 8)
 - a.) Worksurface Finish
 - b.) Chassis Finish
- ⑤ Pull Color (see page 14)
- ⑥ Edge Profile (see page 18)
- ⑦ Other Product Options (see page 9)
- ⑧ Accessories

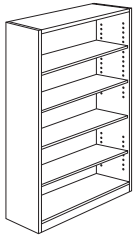
Description	D	W	H	CTN WT	CU FT	① Model	List Price
-------------	---	---	---	-----------	----------	---------	------------

Bookcase	15 7/8	36	84	180	38	BR3684BC	\$3,474
----------	--------	----	----	-----	----	----------	---------



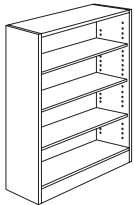
- one fixed shelf/ four adjustable shelves
- optional modular top; see page 73
- recommended to fasten to wall or floor

Bookcase	15 7/8	36	70 1/2	150	28	BR3672BC	\$2,895
----------	--------	----	--------	-----	----	----------	---------



- one fixed shelf/ three adjustable shelves
- optional modular top; see page 73
- recommended to fasten to wall or floor

Bookcase	15 7/8	36	52 1/2	125	24	BR3654BC	\$2,172
----------	--------	----	--------	-----	----	----------	---------



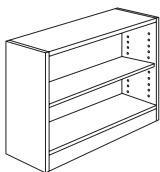
- three adjustable shelves
- optional modular top; see page 73

Bookcase	15 7/8	36	40 1/2	105	20	BR3642BC	\$1,942
----------	--------	----	--------	-----	----	----------	---------



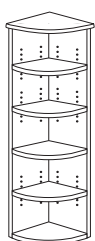
- two adjustable shelves
- optional modular top; see page 73

Bookcase	15 7/8	36	28 1/2	90	12	BR3630BC	\$1,494
----------	--------	----	--------	----	----	----------	---------



- one adjustable shelf
- optional modular top; see page 237


Radius Bookcase	15 7/8	16	70 1/2	95	18	BR1616RBC	\$3,122
-----------------	--------	----	--------	----	----	-----------	---------



- one fixed shelf/ three adjustable shelves
- optional modular cabinet top; see page 73

BROADWAY

Description	D	W	H	CTN WT	CU FT	① Model	List Price
Lateral File	24	35 7/8	54	340	33	BR3654LF	\$4,545



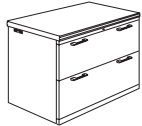
- top edge profile on user side
- four drawers
- anti-tip interlock mechanism
- central locking

Lateral File	24	35 7/8	42	260	28	BR3642LF	\$3,275
--------------	----	--------	----	-----	----	----------	---------



- top edge profile on user side
- three drawers
- anti-tip interlock mechanism
- central locking

Lateral File	24	35 7/8	30	180	19	BR3630LF	\$2,729
--------------	----	--------	----	-----	----	----------	---------



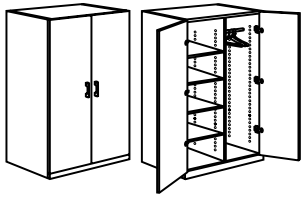
- top edge profile on user side
- two drawers
- anti-tip interlock mechanism
- central locking

BROADWAY

To Order, Specify:

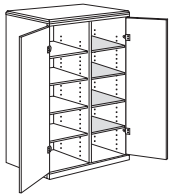
- ① Model Number
- ② Finish Application
 - a.) All Same Finish
 - b.) Two Tone (8% upcharge applies)
- ③ Wood Species - Cherry (CH1), Maple (MA1) or Walnut (WA1) (see page 8)
 - a.) Worksurface
 - b.) Chassis
- ④ Finish Color (see page 8)
 - a.) Worksurface Finish
 - b.) Chassis Finish
- ⑤ Edge Profile (see page 18)
- ⑥ Pull Style and Color (see page 14)
- ⑦ Grommet Color - Matte Black (MBK) or Stardust Silver (STS) (see page 14)
- ⑧ Other Product Options (see page 9)

Description	D	W	H	CTN WT	CU FT	Model	List Price
Wardrobe	24	35 7/8	70 1/2	360	43	BR3672W	\$4,358



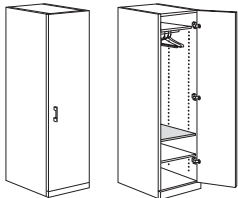
- shelves on left
- one fixed shelf second from bottom; three adjustable shelves
- chrome hanging bar on right
- locking doors available, specify and add \$246 list
- optional modular cabinet top; see page 74

Hanging Bar to Shelves Conversion Kit				56	2	BR1824SK	\$780
----------------------------------------------	--	--	--	----	---	----------	-------



- four shelves
- for 36" wide wardrobe

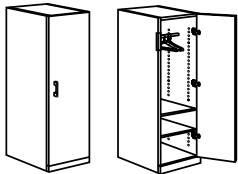
Double Height Wardrobe	24	18	84	265	26	BR1884WR	\$4,021
	24	18	84	265	26	BR1884WL	\$4,021



right shown

- chrome hanging bar
- one fixed shelf above hanging bar; one adjustable shelf below hanging bar
- locking doors available, specify and add \$123 list
- optional modular cabinet top; see page 74

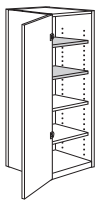
Wardrobe	24	18	70 1/2	233	23	BR1872WR	\$3,654
	24	18	70 1/2	233	23	BR1872WL	\$3,654



right shown


- chrome hanging bar
- one fixed shelf; one adjustable shelf
- locking doors available, specify and add \$123 list
- optional modular cabinet top; see page 74

Shelf Conversion Kit				56	2	BR1624SK	\$618
-----------------------------	--	--	--	----	---	----------	-------



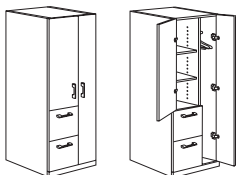
- two shelves
- for 18" wide wardrobe

File/File Lateral Storage Cabinet	24	35 7/8	70 1/2	360	43	BR3672SWLF	\$4,922
------------------------------------------	----	--------	--------	-----	----	------------	---------



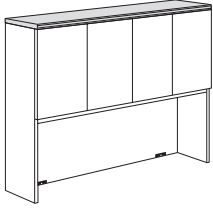
- shelves on top section
- locking lateral files on bottom
- locking doors available, specify and add \$123 list
- optional modular cabinet top; see page 74

Storage Wardrobe	24	24	70 1/2	340	29	BR2472SWR	\$4,160
	24	24	70 1/2	340	29	BR2472SWL	\$4,160



right shown


- chrome hanging bar
- two adjustable shelves
- locking not available
- two letter width file drawers
- optional modular cabinet top; see page 74

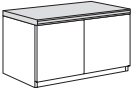
Description	D	W	H	CTN WT	CU FT	① Model	List Price
	16	83 3/4	1 1/2	94	5	BR1684MCT For use on: · BR1684SO · BR1684DAGO · BR1684GSOC · BR1684DSO · BR1684SOC · BR1684DGSOC · BR1684AGO · BR1684DSOC	\$1,874
	16	77 3/4	1 1/2	85	5	BR1678MCT For use on: · BR1678SO · BR1678DAGO · BR1678GSOC · BR1678DSO · BR1678SOC · BR1678DGSOC · BR1678AGO · BR1678DSOC	\$1,852
	16	71 3/4	1 1/2	76	5	BR1672MCT For use on: · BR1672SO · BR1672DTV · BR1672DSOC · BR1672DSO · BR1672WMS · BR1672DGSOC · BR1672AGO · BR1672AGWMS · BR1672WSOC · BR1672DAGO · BR1672SOC · BR1672WGSOC · BR1672TV · BR1672GSOC	\$1,832
	16	65 3/4	1 1/2	63	4	BR1666MCT For use on: · BR1666SO · BR1666DTV · BR1666DSOC · BR1666DSO · BR1666WMS · BR1666DGSOC · BR1666AGO · BR1666AGWMS · BR1666WSOC · BR1666DAGO · BR1666SOC · BR1666WGSOC · BR1666TV · BR1666GSOC	\$1,735
	16	41 7/8	1 1/2	40	3	BR1642MCT For use on: · BR1642WMS · BR1642DAGWMS · BR1642WSOC · BR1642DWMS · BR1642WDSOC · BR1642WGSOC · BR1642AGWMS · BR1642WDGSOC	\$1,259
	16	35 7/8	1 1/2	35	3	BR1636MCT For use on: · BR1636WMS · BR1636DWMS · BR3684BC · BR1636AGWMS · BR1636DAGWMS · BR3672BC · BR1636SD · BR1636SO · BR3654BC · BR1636DSD · BR1636DSO · BR3642BC · BR1636AGSD · BR1636DAGSD · BR3630BC · BR1636WSOC · BR1636WDSOC · BR1636WGSOC · BR1636WDGSOC	\$1,194
	16	29 7/8	1 1/2	29	2	BR1630MCT For use on: · BR1630WMS · BR1630DAGWMS · BR1630WSOC · BR1630DWMS · BR1630WDSOC · BR1630WGSOC · BR1630AGWMS · BR1630WDGSOC	\$1,144
	16	17 15/16	1 1/2	18	2	BR1618MCT For use on: · BR1618SDR · BR1618DSDL · BR1618DAGSDR · BR1618SDL · BR1618DSO · BR1618DAGSDL · BR1618SO · BR1618AGSDR · BR1618SDR · BR1618AGSDL	\$1,096
	16	16	1 1/2	18	2	BR1616MCT For use on: · BR1616RBC	\$1,078


BROADWAY

To Order, Specify:

- ① Model Number
- ② Wood Species - Cherry (CH1), Maple (MA1) or Walnut (WA1) (see page 8)
- ③ Finish Color (see page 8)
 - a.) Wood Finish
 - b.) Color Finish (Maple veneer only)
- ④ Other Product Options (see page 9)

Description	D	W	H	CTN WT	CU FT	① Model	List Price
	24	35 5/8	1 1/2	36	3	BR2436MCT For use on: · BR3672SWLF · BR3672W	\$649
	23 7/8	23 3/4	1 1/2	24	2	BR2424MCT For use on: · BR2472SWR · BR2472SWL	\$594
	23 7/8	17 3/4	1 1/2	18	2	BR2418MCT For use on: · BR1872WR · BR1872WL · BR1884WR · BR1884WL	\$453

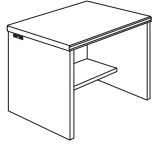
	16	35 3/4	1 1/2	35	3	BR1636MBT For use on: · BR1636BMS · BR1636DAGBMS · BR1636BDSOC · BR1636DBMS · BR1636BSOC · BR1636BDGSOC · BR1636AGBMS · BR1636BGSOC	\$1,194
	16	29 3/4	1 1/2	29	3	BR1630MBT For use on: · BR1630BMS · BR1630DAGBMS · BR1630BDSOC · BR1630DBMS · BR1630BSOC · BR1630BDGSOC · BR1630AGBMS · BR1630BGSOC	\$1,144

	16	84	6	45	2	BR0684CO	\$996
	16	78	6	42	2	BR0678CO	\$992
	16	72	6	39	2	BR0672CO	\$986
	16	66	6	35	2	BR0666CO	\$973

- two metal tubes - specify metal color option: Black Sandtex, Soft Nickel or Stardust Silver
- veneer arched panel insert - specify finish option
- field installed

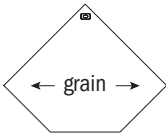
BROADWAY

Description	D	W	H	CTN WT	CU FT	① Model	List Price
Printer Stand	24	30	30	120	16	BR2430PS	\$1,876



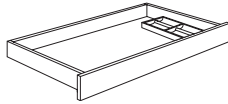
- fixed 11" deep shelf
- grommets located in each end panel and modesty panel

Corner Unit	42	42	30	160	36	BR4242CU	\$2,950
	36	36	30	156	27	BR3636CU	\$2,721



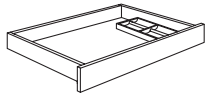
- angle grain direction on tops
- freestanding
- one surface and two back panel grommets
- BR3636CU - keyboard tray or mouse pad cannot be used with this model

Optional Center Drawer	16	38	3	15	2	BR2038CD	\$383
	16	32	3	12	2	BR2032CD	\$377
	16	31	3	12	2	BR2031CD	\$377
	16	26	3	12	2	BR2026CD	\$377
	16	25	3	12	2	BR1825CD	\$369



- BR2038CD - for use with 36" x 72" and 30" x 72" double pedestal desks
- BR2032CD - for use with 30" x 66" double pedestal desks
- BR2031CD - for use with 36" x 72" single pedestal desks
- BR2026CD - for use with 30" x 66" double pedestal desks
- BR2026CD - for use with modesty panel option
- BR1825CD - for use with any single pedestal desk and 24" returns and credenzas
- non-locking

Optional Center Drawer	16	26	3	12	2	BR2026CDB	\$383
------------------------	----	----	---	----	---	-----------	-------





- for use with 36" x 72" bullet/P-top desks
- non-locking
- for use with column base

To Order, Specify:


- ① Model Number
- ② Finish Application
 - a.) All Same Finish
 - b.) Two Tone (8% upcharge applies)
- ③ Wood Species - Cherry (CH1), Maple (MA1) or Walnut (WA1) (see page 8)
 - a.) Worksurface
 - b.) Chassis
- ④ Finish Color (see page 8)
 - a.) Worksurface Finish
 - b.) Chassis Finish
- ⑤ Metal Color - Black Sandtex (BSX), Soft Nickel (SNK) or Stardust Silver (STS) (see page 14)
- ⑥ Edge Profile (see page 18)
- ⑦ Grommet Color - Matte Black (MBK) or Stardust Silver (STS) (see page 14)
- ⑧ Other Product Options (see page 9)
- ⑨ Accessories

BROADWAY


Description	D	W	H	CTN WT	CU FT	① Model	List Price Per Grade
 Pillow Top Mobile Pedestal · com ydg: 1 · larger outbound caster · soft close hinged top · legal filing from top · casters	20	18	22	85	8	BR1820PT	COM \$1,814 A \$1,826 B \$1,850 C \$1,892 D \$1,946 E \$2,000 F \$2,082 G \$2,174 H \$2,269 I \$2,420 J \$2,598 L1 \$2,237 L2 \$2,348

Description	D	W	H	CTN WT	CU FT	① Model	List Price
 Mobile Pedestal · edge profile on front only · box/box/file only · legal width pedestal · locking casters · central locking	20	18	28 1/4	95	8	BR1820MP	\$1,878

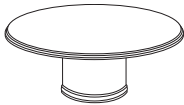
BROADWAY

Description	D	W	H	CTN WT	CU FT	① Model	List Price
Round Conference Table	48	48	30			BR48CTD	\$3,643
	Consists of:						
				87	7	BR48TT - Table Top	\$2,267
				83	9	BR20RB - Round Base	\$1,376


· ships KD in two cartons

Round Conference Table	42	42	30			BR42CTD	\$3,012
	Consists of:						
				67	5	BR42TT - Table Top	\$1,636
				83	9	BR20RB - Round Base	\$1,376

· ships KD in two cartons

Round Magazine Table	42	42	16			BR42MTD	\$2,935
	Consists of:						
				67	5	BR42TT - Table Top	\$1,636
				79	5	BR18-16RB - Round Base	\$1,299

· ships KD in two cartons

Round Magazine Table	36	36	16			BR36MTD	\$2,739
	Consists of:						
				50	4	BR36TT - Table Top	\$1,440
				79	5	BR18-16RB - Round Base	\$1,299

· ships KD in two cartons

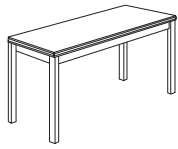
To Order, Specify:

- ① Model Number
- ② Finish Application
 - a.) All Same Finish
 - b.) Two Tone (8% upcharge applies)
- ③ Wood Species - Cherry (CH1), Maple (MA1) or Walnut (WA1) (see page 8)
 - a.) Worksurface
 - b.) Chassis
- ④ Finish Color (see page 8)
 - a.) Top Finish
 - b.) Base Finish
- ⑤ Edge Profile (see page 18)
- ⑥ Pull Style (see page 14)
- ⑦ Fabric Selection: vendor, pattern, color
- ⑧ Other Product Options (see page 9)

BROADWAY

Description	D	W	H	CTN WT	CU FT	① Model	List Price
-------------	---	---	---	-----------	----------	---------	------------

Sofa Table	18	60	30	81	4	BR1860ST	\$1,141
-------------------	----	----	----	----	---	----------	---------



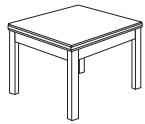
- ships KD in one carton

Magazine Table	20	42	16	63	4	BR2042MT	\$958
-----------------------	----	----	----	----	---	----------	-------



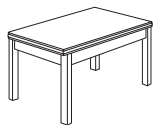
- ships KD in one carton

End Table	24	24	20	43	3	BR2424ET	\$804
------------------	----	----	----	----	---	----------	-------



- ships KD in one carton

End Table	20	28	20	43	3	BR2028ET	\$795
------------------	----	----	----	----	---	----------	-------



- ships KD in one carton

Metal Frame End Table with Glass Top	24	24	20	51	10	BR2424G-20	\$2,272
---------------------------------------------	----	----	----	----	----	------------	---------



- metal 1 1/2" square tube frame - specify metal color option: Black Sandtex (BSX), Soft Nickel (SNK) or Stardust Silver (STS)
- two glass options, see page 15, top crated for shipment
- 1/2" thick tempered glass top
- field assembly of glass top to metal base frame

Metal Frame End Table with Veneer Top	24	24	20	51	10	BR2424V-20	\$2,251
----------------------------------------------	----	----	----	----	----	------------	---------

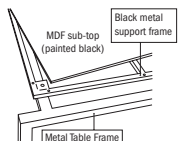


- metal 1 1/2" square tube frame - specify metal color option: Black Sandtex (BSX), Soft Nickel (SNK) or Stardust Silver (STS)
- black support for veneer top
- 1 1/2" thick veneer top
- wood species, finish and edge profile must be specified
- field assembly of veneer top to metal base frame

Metal Frame End Table for COM Top	24	24	20	51	10	BR2424X-20	\$2,227
------------------------------------------	----	----	----	----	----	------------	---------

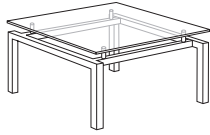


- includes: end table frame, black metal support and black sub top
- CUSTOMER MUST SUPPLY WORK SURFACE AND INSTALLATION AT FINAL DESTINATION
- metal 1 1/2" square tube frame - specify metal color option: Black Sandtex (BSX), Soft Nickel (SNK) or Stardust Silver (STS)
- black support for COM top
- field assembly of COM top support to metal base frame



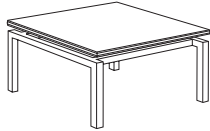
BROADWAY

Description	D	W	H	CTN WT	CU FT	① Model	List Price
Metal Frame Magazine Table with Glass Top	36	36	17	80	18	BR3636G-17	\$2,811



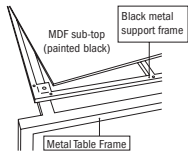
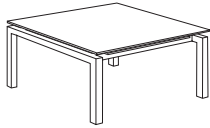
- metal 1 1/2" square tube frame - specify metal color option: Black Sandtex (BSX), Soft Nickel (SNK) or Stardust Silver (STS)
- two glass options, see page 15, top crated for shipment
- 1/2" thick tempered glass top
- field assembly of glass top to metal base frame

Metal Frame Magazine Table with Veneer Top	36	36	17	80	18	BR3636V-17	\$2,786
---------------------------------------------------	----	----	----	----	----	------------	---------



- metal 1 1/2" square tube frame - specify metal color option: Black Sandtex (BSX), Soft Nickel (SNK) or Stardust Silver (STS)
- black support for veneer top
- 1 1/2" thick veneer top
- wood species, finish and edge profile must be specified
- ships fully assembled

Metal Frame Magazine Table for COM Top	36	36	17	80	18	BR3636X-17	\$2,758
-----------------------------------------------	----	----	----	----	----	------------	---------



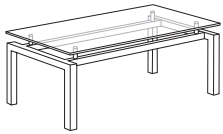
- includes: end table frame, black metal support and black sub top
- CUSTOMER MUST SUPPLY WORK SURFACE AND INSTALLATION AT FINAL DESTINATION
- metal 1 1/2" square tube frame - specify metal color option: Black Sandtex (BSX), Soft Nickel (SNK) or Stardust Silver (STS)
- black support for COM top
- field assembly of COM top support to metal base frame

To Order, Specify:

- ① Model Number
- ② Wood Species - Cherry (CH1), Maple (MA1) or Walnut (WA1) (see page 8)
- ③ Finish Color (see page 8)
 - a.) Wood Finish
 - b.) Color Finish (Maple veneer only)
- ④ Glass Surface - Clear or White Back Painted (see page 15)
- ⑤ Metal Color - Black Sandtex (BSX), Soft Nickel (SNK) or Stardust Silver (STS) (see page 14)
- ⑥ Edge Profile (see page 18)
- ⑦ Accessories


BROADWAY

Description	D	W	H	CTN WT	CU FT	① Model	List Price
Metal Frame Magazine Table with Glass Top	24	48	17	81	16	BR2448G-17	\$2,658




- metal 1 1/2" square tube frame - specify metal color option: Black Sandtex (BSX), Soft Nickel (SNK) or Stardust Silver (STS)
- two glass options, see page 15, top crated for shipment
- 1/2" thick tempered glass top
- field assembly of glass top to metal base frame

Metal Frame Magazine Table with Veneer Top	24	48	17	81	16	BR2448V-17	\$2,631
---------------------------------------------------	----	----	----	----	----	------------	---------

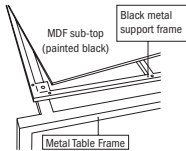


- metal 1 1/2" square tube frame - specify metal color option: Black Sandtex (BSX), Soft Nickel (SNK) or Stardust Silver (STS)
- black support for veneer top
- 1 1/2" thick veneer top
- wood species, finish and edge profile must be specified
- ships fully assembled

Metal Frame Magazine Table for COM Top	24	48	17	81	16	BR2448X-17	\$2,604
-----------------------------------------------	----	----	----	----	----	------------	---------



- includes: end table frame, black metal support and black sub top
- CUSTOMER MUST SUPPLY WORK SURFACE AND INSTALLATION AT FINAL DESTINATION
- metal 1 1/2" square tube frame - specify metal color option: Black Sandtex (BSX), Soft Nickel (SNK) or Stardust Silver (STS)
- black support for COM top
- field assembly of COM top support to metal base frame



BROADWAY

To Order, Specify:

- ① Model Number
- ② Wood Species - Cherry (CH1), Maple (MA1) or Walnut (WA1) (see page 8)
- ③ Finish Color (see page 8)
 - a.) Wood Finish
 - b.) Color Finish (Maple veneer only)
- ④ Glass Surface - Clear or White Back Painted (see page 15)
- ⑤ Metal Color - Black Sandtex (BSX), Soft Nickel (SNK) or Stardust Silver (STS) (see page 14)
- ⑥ Edge Profile (see page 18)
- ⑦ Accessories

Broadway Conference Product Information

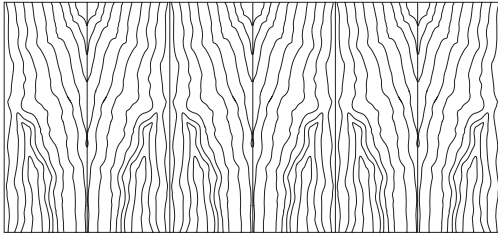


BROADWAY

Broadway Conference Product Information

Exterior Wood Materials

Exterior surfaces are made from the finest selected veneers to achieve clarity and consistency in the Broadway product line. To attain a pleasing, symmetrical pattern, all veneers in Broadway are book-matched. All exterior solid lumber is matched to coordinate with the veneer.



Book Matched Example

Alternating pieces of veneer are flipped over so they face each other like the pages within a book.

Broadway is available in flat cut cherry, maple and walnut veneer. A wide range of wood stains have been formulated to enhance the beauty of the veneer.

Solid painted finishes on the veneer are also offered to provide an accent to the Broadway product.

Work Surface Construction

Tops are 5-ply balanced construction, 1 1/2" thick with solid matching hardwood edges.

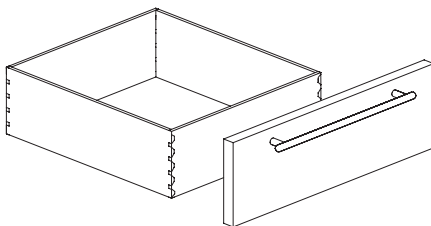
Matching or coordinating high pressure laminate in a veneer grain can be applied to the top surface and is available at no additional charge.

Case Construction

Outside panels are 1 3/16" and joined together by mortise and tenon construction. In addition to mortise and tenon joint construction, pedestal joints are reinforced with screws, cleats, brackets and glue. Leveling glides are set into solid hardwood blocks with t-nut inserts, which helps to prevent the leveling glide from tear out. Tops are secured to the chassis with top fastening cleats screwed to the inside of the panels.

Drawers

The 9ply unidirectional hardwood sides of the drawer box are 7/16" thick assembled with English dovetail construction at each corner of the box. The drawer bottom panel is 1/4" thick fitting into a groove machined into the side of the box. Interiors are sanded and coated with clear U.V. finish to protect against shrinking, swelling or warping, and to provide a clean, smooth feel and appearance.



Drawer Suspension

The high quality black drawer suspensions carry a lifetime warranty. Slides feature steel ball bearings for longer life with cushioned in/out stops. File and box drawers have 100% full extension with over travel.

Finish - Stain/Colors

We offer a variety of wood stains and paint colors on Broadway. Please see the chart below. Samples are available upon request. Finishes with an asterisk (*) have coordinating laminate tops.

CH1 Cherry <i>Flat Cut Veneer</i>	
BRL Barley	EAR Earthy
BBM Bourbon Medium	HRV Harvest*
BRM Brighton Medium	LGC Legacy
CLA Classic	PRL Praline*
CLL Collectors*	SAF Saffron

MA1 Maple <i>Flat Cut Veneer</i>	
ALM Ale Medium	FLX Flax
BUT Butterscotch	VEN Venetian
CIN Cinnamon	

WA1 Walnut <i>Flat Cut Veneer</i>	
AUB Auburn	SIE Sienna*
ESP Espresso	TOF Toffee
MCH Mocha*	TRF Truffle*
NTO Night Owl*	

PNT Paint <i>Maple Flat Cut Veneer</i>	
BKD Backdrop	GRV Greek Villa
BFX Black Fox	NET Network Gray
BWH Bright White	NWH Nonchalant White
CGP Cargo Pants	STM Storm
CHT Chatroom	TRC Tricorn Black
FRR French Roast	

Protective Top Coat

DuraTex™ offers exceptional hardness along with abrasion and impact resistance, it has been formulated to eliminate hazardous and harmful gases that are normally associated with wood finish.

DuraTex™ Features

- Safety - Significantly reduces hazardous formaldehyde emissions, which help improve the quality of the of the indoor air we breathe.
- Quality - Developed to be tough and durable with special attention to appearance. The DuraTex™ finish preserves the natural beauty of wood.
- Durability - Designed to meet a wide range of demanding performance and environmental standards to withstand even the highest wear and tear.

Broadway Conference Product Information

Product Modification

Laminate Tops

Worksurface only, no additional upcharge if coordinating wood grain laminate is specified. Contact Customer Service for any other laminate request. Listed below are finishes that have coordinating wood grain HPL laminates.

Cherry Finishes	Walnut Finishes
<i>Collectors</i>	<i>Mocha</i>
<i>Harvest</i>	<i>Night Owl</i>
<i>Praline</i>	<i>Sienna</i>
	<i>Truffle</i>

Special Finishes

Special finishes can be requested by following the instruction in the general introduction section, page 3. There is a one time charge of \$332 list per order.

Two-Tone Finish

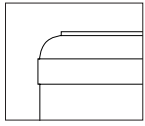
Units specified in a two tone finish (either two different paint finishes or a paint finish and wood stain) requires approval with an upcharge of 8% to the list price.

Oak Veneer

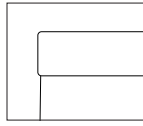
Upon request veneer can be changed from the standard offering to oak flat cut veneer with an additional 40% upcharge to the list of each item.

Broadway Conference Product Information

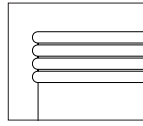
Top Edge Details



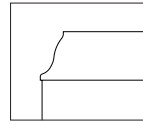
Classic (L)



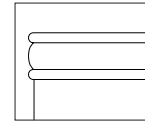
Eased (R5)



Reeded (N)

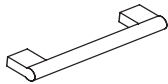


Squire (K2)



Transitional (M)

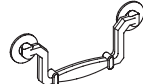
Pull Style and Color Options



Bar
Matte Black (MBK)
Polished Nickel (PNK)



Bask
Polished Nickel (PNK)



Belmont
Burnished Brass (BBR)



Block
Matte Nickel (MNK)



Curve
Matte Nickel (MNK)



Lineal
Matte Nickel (MNK)



Scoop
Matte Black (MBK)
Polished Nickel (PNK)

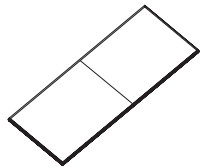


Wedge
Matte Nickel (MNK)

Top Shapes - size - base requirement - seating capacity

top sizes 108" through 192" are 2 pieces

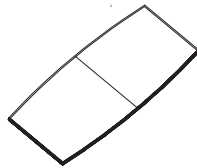
top sizes above 192" are 3 pieces



size	base requirement	seating capacity
264" x 60"	4 bases	seats 24
240" x 60"	4 bases	seats 22
216" x 60"	4 bases	seats 20
192" x 60"	3 bases	seats 18
264" x 54"	4 bases	seats 22
240" x 54"	4 bases	seats 20
216" x 54"	4 bases	seats 18
192" x 54"	3 bases	seats 16
264" x 48"	4 bases	seats 22
240" x 48"	4 bases	seats 20
216" x 48"	4 bases	seats 18
192" x 48"	3 bases	seats 16
264" x 42"	4 bases	seats 22
240" x 42"	4 bases	seats 20
216" x 42"	4 bases	seats 18
192" x 42"	3 bases	seats 16
168" x 48"	3 bases	seats 14
144" x 48"	3 bases	seats 12
120" x 48"	2 bases	seats 8
120" x 42"	2 bases	seats 8
108" x 42"	2 bases	seats 8
96" x 48"	2 bases	seats 8
96" x 42"	2 bases	seats 8
84" x 42"	2 bases	seats 8
72" x 36"	2 bases	seats 6



size	base requirement	seating capacity
264" x 60"	4 bases	seats 24
240" x 60"	4 bases	seats 22
216" x 60"	4 bases	seats 20
192" x 60"	3 bases	seats 18
264" x 54"	4 bases	seats 22
240" x 54"	4 bases	seats 20
216" x 54"	4 bases	seats 18
192" x 54"	3 bases	seats 16
264" x 48"	4 bases	seats 22
240" x 48"	4 bases	seats 20
216" x 48"	4 bases	seats 18
192" x 48"	3 bases	seats 16
264" x 42"	4 bases	seats 22
240" x 42"	4 bases	seats 20
216" x 42"	4 bases	seats 18
192" x 42"	3 bases	seats 16
168" x 48"	3 bases	seats 14
144" x 48"	3 bases	seats 12
120" x 48"	2 bases	seats 8
120" x 42"	2 bases	seats 8
108" x 42"	2 bases	seats 8
96" x 48"	2 bases	seats 8
96" x 42"	2 bases	seats 8
84" x 42"	2 bases	seats 8
72" x 36"	2 bases	seats 6



size	base requirement	seating capacity
264" x 60"	4 bases	seats 24
240" x 60"	4 bases	seats 22
216" x 60"	4 bases	seats 20
192" x 60"	3 bases	seats 18
264" x 54"	4 bases	seats 22
240" x 54"	4 bases	seats 20
216" x 54"	4 bases	seats 18
192" x 54"	3 bases	seats 16
264" x 48"	4 bases	seats 22
240" x 48"	4 bases	seats 20
216" x 48"	4 bases	seats 18
192" x 48"	3 bases	seats 16
264" x 42"	4 bases	seats 22
240" x 42"	4 bases	seats 20
216" x 42"	4 bases	seats 18
192" x 42"	3 bases	seats 16
168" x 48"	3 bases	seats 14
144" x 48"	3 bases	seats 12
120" x 48"	2 bases	seats 8
120" x 42"	2 bases	seats 8
108" x 42"	2 bases	seats 8
96" x 48"	2 bases	seats 8
96" x 42"	2 bases	seats 8
84" x 42"	2 bases	seats 8
72" x 36"	2 bases	seats 6



size	base requirement	seating capacity
60" dia.	Seats 6	
54" dia.	Seats 6	
48" dia.	Seats 4	
42" dia.	Seats 4	
36" dia.	Seats 4	

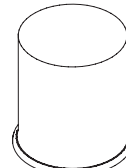
*requires 1 base

square*

60" sq.	seats 8
54" sq.	seats 6
48" sq.	seats 4
42" sq.	seats 4
36" sq.	seats 4
30" sq.	seats 4

*requires 1 base

Bases

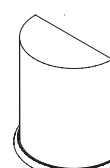


round cylinder*

24" dia.
use with 60"/54" width top

20" dia.
use with 42"/48" width top

18" dia.
use with 36" width tops



half round*

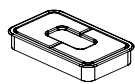
12" radius
use 54" width top

10" radius
use with 42"/48" width top

9" radius
use with 36" width top

Units with access panel in the base for wire management are available, order this feature with appropriate model number.

*Base molding options are the same as top profile options and, must specify at the time of order placement



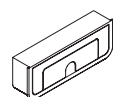
Worksurface Grommet

Additional worksurface grommets can be specified on veneer/laminate worksurfaces. The grommet location must be approved by JSI manufacturing, contact Customer Service. Add \$93 to the list for each additional grommet.

Grommet color must be specified, select Matte Black or Stardust Silver. Lock cores will match grommet color

Matte Black (MBK)

Stardust Silver (STS)



End/Back Panel Grommet

The end/back panel grommets are standard, for any special consideration contact Customer Service.

Broadway Conference Product Information

Finish and Product Reference Codes

Select	Code
--------	------

Veneer

Cherry Flat Cut	CH1
Maple Flat Cut	MA1
Walnut Flat Cut	WA1

Finish

Cherry Finishes

Barley	BRL
Bourbon Medium	BBM
Brighton Medium	BRM
Classic	CLA
Collectors*	CLL
Earthy	EAR
Harvest*	HRV
Legacy	LGC
Praline*	PRL
Saffron	SAF

Maple Finishes

Ale Medium	ALM
Butterscotch	BUT
Cinnamon	CIN
Flax	FLX
Venetian	VEN

Select	Code
--------	------

Walnut Finishes

Auburn	AUB
Espresso	ESP
Mocha*	MCH
Night Owl*	NTO
Sienna*	SIE
Toffee	TOF
Truffle*	TRF

Paint Finishes

Backdrop	BKD
Black Fox	BFX
Bright White	BWH
Cargo Pants	CGP
Chatroom	CHT
French Roast	FRR
Greek Villa	GRV
Network Gray	NET
Nonchalant White	NWH
Storm	STM
Tricorn Black	TRC

Select	Code
--------	------

Laminate Coordinates

Cherry Wood Grain Patterns

Barley	BRL
Bourbon Light	BOL
Brighton Light	BGL
Classic	CLA
Collectors	CLL
Harvest	HRV
Legacy	LGC
Praline	PRL
Saffron	SAF

Maple Wood Grain Patterns

Ale Light	ALL
Cinnamon	CIN
Venetian	VEN

Walnut Wood Grain Patterns

Auburn	AUB
Mocha	MCH
Night Owl	NTO
Sienna	SIE
Toffee	TOF
Truffle	TRF

Metal Finish

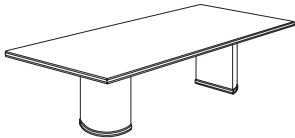
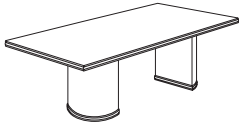




Matte Black	MBK
Stardust Silver	STS

Order Check List:

Specify:

- 1. Model Number
- 2. Finish Scheme/Color (see page 57)
- 3. Wood Species - cherry - maple - walnut
- 4. Top Options
- 5. Other Product Options
- 6. Power and Data Accessories (*drawing showing location and orientation must accompany order*)
- 7. Side Mark Information (*i.e. room number, East Conference Room*)
- 8. Shipping Address (*contact name and phone number*)
- 9. Special Delivery Instructions (*i.e. call before delivery, deliver to job site*)


Broadway Conference Product Information

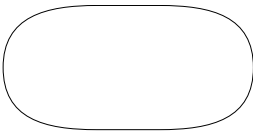
Description	D	W	H	CTN WT	CU FT	① Model	List Price	
	42	96	30			BR4296CTH	\$4,947	
	Consists of:							
					203	15	BR4296TT - Table Top	\$3,825
				70	5	BR20HRB - Half Round Base	\$1,122	
<ul style="list-style-type: none"> · ships KD in two cartons · specify edge for top and bases · one piece top · price reflects two bases · price includes one BR0638PS stretcher panel 								
	36	72	30			BR3672CTH	\$3,829	
	Consists of:							
					130	10	BR3672TT - Table Top	\$2,747
				39	4	BR18HRB - Half Round Base	\$1,082	
<ul style="list-style-type: none"> · ships KD in two cartons · specify edge for top and bases · one piece top · base price reflects two bases 								
	48	48	30			BR48CTD	\$3,643	
	Consists of:							
					87	7	BR48TT - Table Top	\$2,267
				83	9	BR20RB - Round Base	\$1,376	
<ul style="list-style-type: none"> · ships KD in two cartons 								
	42	42	30			BR42CTD	\$3,012	
	Consists of:							
					67	5	BR42TT - Table Top	\$1,636
				83	9	BR20RB - Round Base	\$1,376	
<ul style="list-style-type: none"> · ships KD in two cartons 								
	42	42	16			BR42MTD	\$2,935	
	Consists of:							
					67	5	BR42TT - Table Top	\$1,636
				79	5	BR18-16RB - Round Base	\$1,299	
<ul style="list-style-type: none"> · ships KD in two cartons 								
	36	36	16			BR36MTD	\$2,739	
	Consists of:							
					50	4	BR36TT - Table Top	\$1,440
				79	5	BR18-16RB - Round Base	\$1,299	
<ul style="list-style-type: none"> · ships KD in two cartons 								

To Order, Specify:

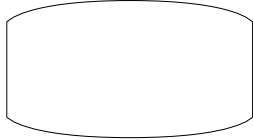
- ① Model Number
- ② Wood Species
 - A. Work Surface
 - B. Chassis
- ③ Finish Color
 - A. Work Surface
 - B. Chassis
- ④ Edge Profile
- ⑤ Power and Data Options (see page 322)
- ⑥ Other Product Options


BROADWAY


Description	① Model	W	L	Seat Capacity	Top Pieces	Bases Required	CTN WT	CU FT	List Price
Rectangular Tops 	BR60264TT	60	264	24	3	4	850	57	\$18,059
	BR60240TT	60	240	22	3	4	774	51	\$16,413
	BR60216TT	60	216	20	3	4	698	48	\$14,777
	BR60192TT	60	192	18	2	3	619	42	\$13,133
	BR54264TT	54	264	22	3	4	718	52	\$15,048
	BR54240TT	54	240	20	3	4	653	50	\$13,680
	BR54216TT	54	216	18	3	4	587	43	\$12,314
	BR54192TT	54	192	16	2	3	520	38	\$10,944
	BR48264TT	48	264	22	3	4	645	47	\$13,378
	BR48240TT	48	240	20	3	4	586	43	\$10,948
	BR48216TT	48	216	18	3	4	526	38	\$9,850
	BR48192TT	48	192	16	2	3	467	33	\$8,759
	BR48168TT	48	168	14	2	3	407	30	\$8,516
	BR48144TT	48	144	12	2	3	348	28	\$7,319
	BR48120TT	48	120	8	2	2	289	22	\$5,477
	BR4896TT	48	96	8	1	2	249	17	\$4,370
	BR42120TT	42	120	8	2	2	256	19	\$5,324
	BR42108TT	42	108	8	2	2	230	17	\$4,797
	BR4296TT	42	96	8	1	2	203	15	\$3,825
	BR4284TT	42	84	8	1	2	191	13	\$3,344
BR3672TT	36	72	6	1	2	130	10	\$2,747	

Racetrack Tops 	BR60264RT	60	264	24	3	4	816	57	\$20,769
	BR60240RT	60	240	22	3	4	744	51	\$18,877
	BR60216RT	60	216	20	3	4	670	48	\$16,993
	BR60192RT	60	192	18	2	3	595	42	\$15,102
	BR54264RT	54	264	22	3	4	690	52	\$17,307
	BR54240RT	54	240	20	3	4	624	50	\$15,733
	BR54216RT	54	216	18	3	4	558	43	\$14,163
	BR54192RT	54	192	16	2	3	492	38	\$12,588
	BR48264RT	48	264	22	3	4	622	47	\$15,386
	BR48240RT	48	240	20	3	4	563	43	\$12,590
	BR48216RT	48	216	18	3	4	504	38	\$11,329
	BR48192RT	48	192	16	2	3	444	33	\$10,072
	BR48168RT	48	168	14	2	3	385	30	\$9,795
	BR48144RT	48	144	12	2	3	326	28	\$8,414
	BR48120RT	48	120	8	2	2	267	22	\$6,299
	BR4896RT	48	96	8	1	2	234	17	\$5,024
	BR42120RT	42	120	8	2	2	238	19	\$6,122
	BR42108RT	42	108	8	2	2	212	17	\$5,513
	BR4296RT	42	96	8	1	2	185	15	\$4,399
	BR4284RT	42	84	8	1	2	180	13	\$3,836
BR3672RT	36	72	6	1	2	117	10	\$3,159	

BROADWAY

Description	① Model	W	L	Seat Capacity	Top Pieces	Bases Required	CTN WT	CU FT	List Price
Boat Shape Tops 	BR60264BT	60	264	24	3	4	816	57	\$20,769
	BR60240BT	60	240	22	3	4	744	51	\$18,877
	BR60216BT	60	216	20	3	4	670	48	\$16,993
	BR60192BT	60	192	18	2	3	595	42	\$15,102
	BR54264BT	54	264	22	3	4	690	52	\$17,307
	BR54240BT	54	240	20	3	4	624	50	\$15,733
	BR54216BT	54	216	18	3	4	558	43	\$14,163
	BR54192BT	54	192	16	2	3	492	38	\$12,588
	BR48264BT	48	264	22	3	4	622	47	\$15,386
	BR48240BT	48	240	20	3	4	563	43	\$12,590
	BR48216BT	48	216	18	3	4	504	38	\$11,329
	BR48192BT	48	192	16	2	3	444	33	\$10,072
	BR48168BT	48	168	14	2	3	385	30	\$9,795
	BR48144BT	48	144	12	2	3	326	28	\$8,414
	BR48120BT	48	120	8	2	2	267	22	\$6,299
	BR4896BT	48	96	8	1	2	234	17	\$5,024
	BR42120BT	42	120	8	2	2	238	19	\$6,122
	BR42108BT	42	108	8	2	2	212	17	\$5,513
	BR4296BT	42	96	8	1	2	185	15	\$4,399
	BR4284BT	42	84	8	1	2	180	13	\$3,836
BR3672BT	36	72	6	1	2	117	10	\$3,159	



Round Tops 	BR60TT	60	n/a	6	1	1	134	10	\$4,524
	BR54TT	54	n/a	6	1	1	109	8	\$3,395
	BR48TT	48	n/a	4	1	1	87	7	\$2,267
	BR42TT	42	n/a	4	1	1	67	5	\$1,636
	BR36TT	36	n/a	3	1	1	50	4	\$1,440
	BR30TT	30	n/a	3	1	1	36	3	\$1,272

Square Tops 	BR6060TT	60	60	8	1	1	195	10	\$4,111
	BR5454TT	54	54	6	1	1	158	8	\$3,331
	BR4848TT	48	48	4	1	1	125	7	\$2,633
	BR4242TT	42	42	4	1	1	98	5	\$2,017
	BR3636TT	36	36	4	1	1	71	4	\$1,483
	BR3030TT	30	30	4	1	1	49	3	\$1,031

To Order, Specify:

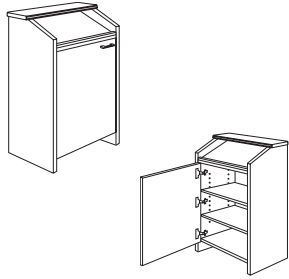
- ① Model Number
- ② Wood Species
- ③ Finish Color
- ④ Edge Profile
- ⑤ Power and Data Options (see page 322)
- ⑥ Other Product Options

BROADWAY

Description	D	W	H	CTN WT	CU FT	① Model	List Price
Round Base 	24	N/A	28 3/4	89	12	BR24RB · for use with 54" and 60" width top	\$1,545
	24	N/A	28 3/4	52	12	BR24RBA · for use with 54" and 60" width top · access panel	\$1,672
	20	N/A	28 3/4	83	9	BR20RB · for use with 42" and 48" width top	\$1,376
	20	N/A	28 3/4	46	9	BR20RBA · for use with 42" and 48" width top · access panel	\$1,502
	18	N/A	28 3/4	78	7	BR18RB · for use with 36" width top	\$1,299
	18	N/A	28 3/4	41	7	BR18RBA · for use with 36" width top · access panel	\$1,426
	· specify edge treatment						
Half Round Base 	12	24	28 3/4	50	6	BR24HRB · for use with 54" width top	\$1,211
	12	24	28 3/4	48	6	BR24HRBA · for use with 54" width top · access panel	\$1,363
	10	20	28 3/4	44	5	BR20HRB · for use with 42" and 48" width top	\$1,122
	10	20	28 3/4	42	5	BR20HRBA · for use with 42" and 48" width top · access panel	\$1,275
	9	18	28 3/4	39	4	BR18HRB · for use with 36" width top	\$1,025
	9	18	28 3/4	37	4	BR18HRBA · for use with 36" width top · access panel	\$1,236
	· specify edge treatment						

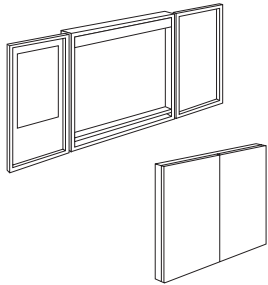
BROADWAY

Description	D	W	H	CTN WT	CU FT	1 Model	List Price
Conference Lectern	23	27	48	250		BR2622LEC	\$3,345



- two adjustable shelves
- four concealed, locking casters
- non-locking doors
- standard door is hinged on left
- round grommet in bottom panel
- notches in adjustable shelves allow wires to pass through

Visual Board	3 1/2	48	48	125	8	BR4848VB	\$3,840
--------------	-------	----	----	-----	---	----------	---------



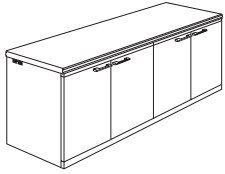
- corkboard on right and left doors; paper pad on left only
- marker board in center
- four markers and eraser included
- locking not available

BROADWAY

To Order, Specify:

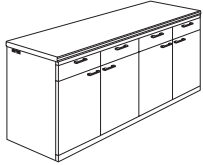
- 1 Model Number
- 2 Wood Species
- 3 Finish Color
- 4 Edge Profile
- 5 Power and Data Options (see page 322)
- 6 Other Product Options

Description	D	W	H	CTN WT	CU FT	① Model	List Price
Four Door Credenza	24	72	30	300	36	BR2472DSC	\$4,526
	24	66	30	280	33	BR2466DSC	\$4,284



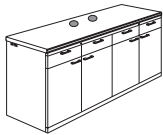
- adjustable shelves
- locking doors available, specify and add \$246 list
- end panel grommets
- top edge profile on user side

Buffet Credenza	24	72	36	320	43	BR2472BSC	\$6,122
-----------------	----	----	----	-----	----	-----------	---------



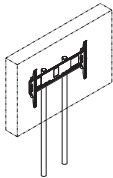
- four door credenza
- four box drawers above doors
- locking not available
- adjustable shelf in storage cabinet
- end panel grommets
- top edge profile on user side

Buffet Credenza - Flat Screen Support	24	72	36	320	43	BR2472BSCT	\$6,576
---------------------------------------	----	----	----	-----	----	------------	---------




- four door credenza
- four box drawers above doors
- locking not available
- adjustable shelf in storage cabinet
- end panel grommets
- top edge profile on user side
- flat screen mounting grommets in top
- back panel includes cord exit grommets

Flat Screen Mounting Fame	2	14	55	35	4	FSTV	\$1,494
---------------------------	---	----	----	----	---	------	---------




- round 2" tube frame with cable management to inside of credenza
- mounting bracket for TV provided (see page 322)
- available in black (B) or silver (S)
- TV not included
- coordinates with BR2472BSCT

BROADWAY

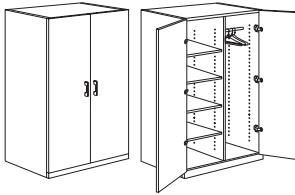
Description	D	W	H	CTN WT	CU FT	① Model	List Price
Modular Cabinet Top 	24	35 5/8	1 1/2	36	3	BR2436MCT For use on: · BR3672SWLF · BR3672W	\$649
	23 7/8	23 3/4	1 1/2	24	2	BR2424MCT For use on: · BR2472SWR · BR2472SWL	\$594
	23 7/8	17 3/4	1 1/2	18	2	BR2418MCT For use on: · BR1872WR · BR1872WL · BR1884WR · BR1884WL	\$453

File/File Lateral Storage Cabinet	24	35 7/8	70 1/2	360	43	BR3672SWLF	\$4,922
------------------------------------------	----	--------	--------	-----	----	-------------------	---------



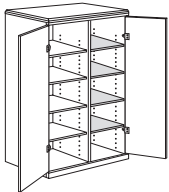
- shelves on top section
- locking lateral files on bottom
- locking doors available, specify and add \$123 list
- optional modular cabinet top; listed above on this page

Wardrobe	24	35 7/8	70 1/2	360	43	BR3672W	\$4,358
-----------------	----	--------	--------	-----	----	----------------	---------



- shelves on left
- one fixed shelf second from bottom; three adjustable shelves
- chrome hanging bar on right
- locking doors available, specify and add \$123 list
- optional modular cabinet top; listed above on this page

Hanging Bar to Shelves Conversion Kit				56	2	BR1824SK	\$780
----------------------------------------------	--	--	--	----	---	-----------------	-------

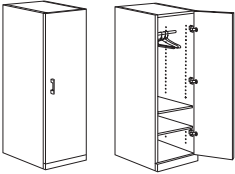


- four shelves
- for 36" wide wardrobe

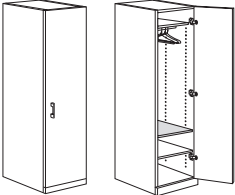
To Order, Specify:

- ① Model Number
- ② Wood Species
 - A. Work Surface
 - B. Chassis
- ③ Finish Color
 - A. Work Surface
 - B. Chassis
- ④ Edge Profile
- ⑤ Power and Data Options (see page 322)
- ⑥ Other Product Options

BROADWAY

Description	D	W	H	CTN WT	CU FT	① Model	List Price
Wardrobe  right shown	24	18	70 1/2	233	23	BR1872WR	\$3,654
	24	18	70 1/2	233	23	BR1872WL	\$3,654

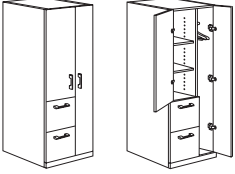
- chrome hanging bar
- one fixed shelf; one adjustable shelf
- locking doors available, specify and add \$123 list
- optional modular cabinet top; see page 67

Double Height Wardrobe  right shown	24	18	82 1/2	265	26	BR1884WR	\$4,021
	24	18	82 1/2	265	26	BR1884WL	\$4,021

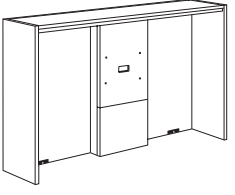
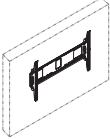
- chrome hanging bar
- one fixed shelf above hanging bar; one fixed shelf and one adjustable shelf below hanging bar
- locking doors available, specify and add \$123 list
- optional modular cabinet top; see page 67

Shelf Conversion Kit 				56	2	BR1624SK	\$618
------------------------------------------------------------------------------------------------------------------	--	--	--	----	---	-----------------	--------------

- two shelves
- for 18" wide wardrobe

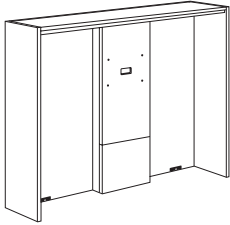
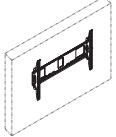
Storage Wardrobe  right shown	24	24	70 1/2	340	29	BR2472SWR	\$4,160
	24	24	70 1/2	340	29	BR2472SWL	\$4,160

- chrome hanging bar
- two adjustable shelves
- locking not available
- two letter width file drawers
- optional modular cabinet top; see page 67

TV Storage Overhead  	15 7/8	71 3/4	40 1/2	200	39	BR1672TV	\$4,089
	15 7/8	65 3/4	40 1/2	160	36	BR1666TV	\$3,931

- TV support column for wiring with access door
- two back panel grommets
- grommets in back of support column
- includes Peerless TV mounting kit
- BR1672TV coordinates with BR2472TVDC
- BR1666TV coordinates with BR2466TVDC
- optional cornice overhead trim, listed on the next page
- BR1672TV TV dimension not to exceed 68" w x 35" h to allow proper mounting clearance and air circulation
- BR1666TV TV dimension not to exceed 62" w x 35" h to allow proper mounting clearance and air circulation
- mounting bracket for TV
- TV not included

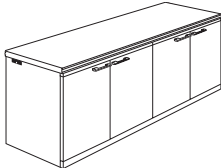
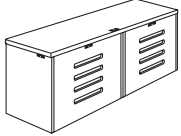
Description	D	W	H	CTN WT	CU FT	① Model	List Price
Double Height TV Storage Overhead	15 7/8	71 3/4	52 1/2	200	39	BR1672DTV	\$4,295
	15 7/8	65 3/4	52 1/2	160	36	BR1666DTV	\$4,129

- TV support column for wiring with access door
- two back panel grommets
- grommets in back of support column
- includes Peerless TV mounting kit
- BR1672DTV coordinates with BR2472TVDC
- BR1666DTV coordinates with BR2466TVDC
- optional cornice overhead trim, listed below
- back side of unit intended to go against wall, cabinet should be secured to wall as a safety precaution
- BR1672DTV TV dimension not to exceed 68" w x 47" h to allow proper mounting clearance and air circulation
- BR1666DTV TV dimension not to exceed 62" w x 47" h to allow proper mounting clearance and air circulation

- mounting bracket for TV
- TV not included


Four Door Credenza	24	72	30	300	36	BR2472TVDC	\$4,736
	24	66	30	280	33	BR2466TVDC	\$4,494

back view

- for use with BR1672DTV, BR1672TV, BR1666DTV and BR1666TV
- grommets on end panels, centered above vents on back panel, and center of top
- locking doors available, specify and add \$246 list
- adjustable shelves
- vent slots centered in back for ventilation of equipment
- top edge profile on user side

Cornice Overhead Trim	16	72	6	39	2	BR0672CO	\$986
	16	66	6	35	2	BR0666CO	\$973



- two metal tubes - specify metal color option: Black Sandtex, Soft Nickel or Stardust Silver
- veneer arched panel insert - specify finish option
- field installed

To Order, Specify:

- ① Model Number
- ② Wood Species
 - A. Work Surface
 - B. Chassis
- ③ Finish Color
 - A. Work Surface
 - B. Chassis
- ④ Edge Profile
- ⑤ Pull (style and color)
- ⑥ Power and Data Options (see page 322)
- ⑦ Other Product Options

BROADWAY

Class Act Order Check List:



Specify:

- 1. Model Number
- 2. Wood Species - Red Oak (RO) or Maple (M)
- 3. Wood Finish/Color
- 4. Fabric Selection - vendor, pattern and color
- 5. Optional Linking Brackets - add \$36 list per chair/bench
- 6. Optional Laser Engraving Back Imprint - specify location and size
- 7. Optional Rubber Cushion Nylon Glides - no upcharge; LEG MODELS ONLY

Example:

11C (model #)	RO (wood species)	HEN (finish)	MOMENTUM (fabric vendor)	VOX (pattern name)	MYSTIC (pattern color)
-------------------------	-----------------------------	------------------------	------------------------------------	------------------------------	----------------------------------

1. Model Number

2. Wood Species - Red Oak (RO) or Maple (M)

3. Wood Base/Arm Cap Finish Options:

Red Oak

BRW Brownie	ECU Ecu
CAN Canyon	HEN Henna
CIT Citron	HNY Honey
DES Desert	NUT Nut Brown

Maple

CAG Aged Ash Coordinate	CGR Graphite Coordinate
ALM Ale Medium	HRV Harvest
AUB Auburn	CHL High Line Coordinate
BRL Barley	CKC Khaki Coordinate
CBE Blonde Echo Coordinate	LGC Legacy
BBM Bourbon Medium	MCH Mocha
CBZ Brazilwood Coordinate	NTO Night Owl
BRM Brighton Medium	COA Oatmeal Cookie Coordinate
BUT Butterscotch	CPI Pinnacle Walnut Coordinate
CIN Cinnamon	PRL Praline
CLA Classic	SAF Saffron
CCF Coffee Coordinate	SIE Sienna
CLL Collectors	CST Studio Teak Coordinate
CCR Cremello Coordinate	TOF Toffee
EAR Earthy	TRF Truffle
ESP Espresso	VEN Venetian
FLX Flax	CVI Vintage Coordinate
CFL Florence Walnut Coordinate	CWH Walnut Heights Coordinate
CFO Fossil Coordinate	CWE Weathered Ash Coordinate

Color - Add \$38 list per item

BKD Backdrop	GRV Greek Villa
BFX Black Fox	GLF Gulf Stream
BWH Bright White	HTB Heartthrob
CGP Cargo Pants	NET Network Gray
CHT Chatroom	NWH Nonchalant White
DSY Daisy	PAR Paradise
DRG Daring	QXP Quixotic Plum
DYN Dynamo	RBZ Relic Bronze
ENG Enigma	SND Sandbank
FRR French Roast	STM Storm
GBY Georgian Bay	TRC Tricorn Black

4. Fabric Selection - Please supply the following:

- Fabric vendor
- Pattern name
- Pattern color

[For a complete list of JSI Graded-In Fabric click here](#)

When specifying contrasting upholstery, indicate clearly which upholstery is to be applied to the seat and back. Use higher grade pricing.

- Indicate direction of fabric - Railroaded or Up the Roll
- Please provide illustration, if available

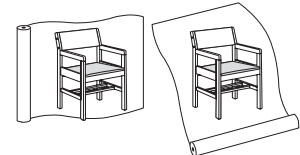
All COM orders must include the following:

- Vendor's name, pattern name and color
- Sample of the fabric attached to order
- Model numbers of items for fabric application
- Special application instructions (e.g., all stripes will be applied front to back unless specified otherwise)
- Customer and purchase order number

Ship prepaid COM material to:

JSI
Attn: COM Department
201 East Martin Street
Receiving B, Dock 71
Orleans, IN 47452

Application of fabric:
Railroaded Up the Roll



All COM orders will ship at standard lead time from receipt of COM except for orders requiring special custom matched finishes.

5. Optional Linking Brackets - add \$36 list per chair/bench

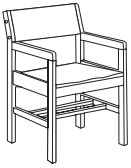

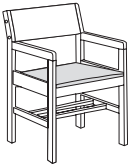



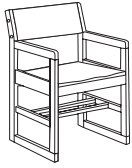
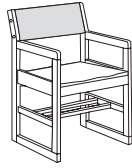
6. Optional Laser Engraving Back Imprint - available on models 11A/C, 12A/C, 18A/C and 19A/C. See page 29 for details.

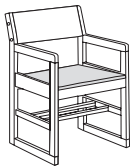


Specify:

- location - inside/outside of back
- size of design

Description	Model	Specifications	List Price Per Grade																												
Arm  11A all wood  11B uph. back	11A All Wood 11B Uph. Back <ul style="list-style-type: none"> optional linking brackets - add \$36 list per chair optional laser engraving back imprint, specify location and size - see page 29 of Seating Price List online for details. (A model only) coordinating Children's collection - see page 8 optional casters - add \$107 list for a set of 4 casters 	<table border="1"> <thead> <tr> <th>Dimensions</th> <th>D</th> <th>W</th> <th>H</th> </tr> </thead> <tbody> <tr> <td>Overall</td> <td>22</td> <td>21</td> <td>32 ¼</td> </tr> <tr> <td>Seat</td> <td>18</td> <td>19</td> <td>18</td> </tr> <tr> <td>Arm</td> <td></td> <td></td> <td>25 ¼</td> </tr> <tr> <th colspan="2">Upholstery</th> <th colspan="2">Shipping</th> </tr> <tr> <td>COM Ydg</td> <td>¾</td> <td>Ctn Wt</td> <td>30</td> </tr> <tr> <td>COL Sq Ft</td> <td>9</td> <td>Cu Ft</td> <td>10</td> </tr> </tbody> </table>	Dimensions	D	W	H	Overall	22	21	32 ¼	Seat	18	19	18	Arm			25 ¼	Upholstery		Shipping		COM Ydg	¾	Ctn Wt	30	COL Sq Ft	9	Cu Ft	10	All Wood \$431 COM \$496 A \$513 B \$530 COL/C \$559 D \$596 E \$636 F \$676 G \$732 H \$793 I \$888 J \$1,003 L1 \$745 L2 \$804
	Dimensions	D	W	H																											
Overall	22	21	32 ¼																												
Seat	18	19	18																												
Arm			25 ¼																												
Upholstery		Shipping																													
COM Ydg	¾	Ctn Wt	30																												
COL Sq Ft	9	Cu Ft	10																												
Arm 	11C Uph. Seat <ul style="list-style-type: none"> optional linking brackets - add \$36 list per chair optional laser engraving back imprint, specify location and size - see page 29 of Seating Price List online for details. coordinating Children's collection - see page 8 optional casters - add \$107 list for a set of 4 casters 	<table border="1"> <thead> <tr> <th>Dimensions</th> <th>D</th> <th>W</th> <th>H</th> </tr> </thead> <tbody> <tr> <td>Overall</td> <td>22</td> <td>21</td> <td>32 ¼</td> </tr> <tr> <td>Seat</td> <td>18</td> <td>19</td> <td>18</td> </tr> <tr> <td>Arm</td> <td></td> <td></td> <td>25 ¼</td> </tr> <tr> <th colspan="2">Upholstery</th> <th colspan="2">Shipping</th> </tr> <tr> <td>COM Ydg</td> <td>¾</td> <td>Ctn Wt</td> <td>30</td> </tr> <tr> <td>COL Sq Ft</td> <td>9</td> <td>Cu Ft</td> <td>10</td> </tr> </tbody> </table>	Dimensions	D	W	H	Overall	22	21	32 ¼	Seat	18	19	18	Arm			25 ¼	Upholstery		Shipping		COM Ydg	¾	Ctn Wt	30	COL Sq Ft	9	Cu Ft	10	COM \$496 A \$513 B \$530 COL/C \$559 D \$596 E \$636 F \$676 G \$732 H \$793 I \$888 J \$1,003 L1 \$745 L2 \$804
Dimensions	D	W	H																												
Overall	22	21	32 ¼																												
Seat	18	19	18																												
Arm			25 ¼																												
Upholstery		Shipping																													
COM Ydg	¾	Ctn Wt	30																												
COL Sq Ft	9	Cu Ft	10																												
Arm 	11D Uph. Seat/Back <ul style="list-style-type: none"> optional linking brackets - add \$36 list per chair coordinating Children's collection - see page 8 optional casters - add \$107 list for a set of 4 casters 	<table border="1"> <thead> <tr> <th>Dimensions</th> <th>D</th> <th>W</th> <th>H</th> </tr> </thead> <tbody> <tr> <td>Overall</td> <td>22</td> <td>21</td> <td>32 ¼</td> </tr> <tr> <td>Seat</td> <td>18</td> <td>19</td> <td>18</td> </tr> <tr> <td>Arm</td> <td></td> <td></td> <td>25 ¼</td> </tr> <tr> <th colspan="2">Upholstery</th> <th colspan="2">Shipping</th> </tr> <tr> <td>COM Ydg</td> <td>¾</td> <td>Ctn Wt</td> <td>30</td> </tr> <tr> <td>COL Sq Ft</td> <td>18</td> <td>Cu Ft</td> <td>10</td> </tr> </tbody> </table>	Dimensions	D	W	H	Overall	22	21	32 ¼	Seat	18	19	18	Arm			25 ¼	Upholstery		Shipping		COM Ydg	¾	Ctn Wt	30	COL Sq Ft	18	Cu Ft	10	COM \$550 A \$567 B \$584 COL/C \$615 D \$651 E \$689 F \$728 G \$785 H \$847 I \$943 J \$1,055 L1 \$798 L2 \$858
Dimensions	D	W	H																												
Overall	22	21	32 ¼																												
Seat	18	19	18																												
Arm			25 ¼																												
Upholstery		Shipping																													
COM Ydg	¾	Ctn Wt	30																												
COL Sq Ft	18	Cu Ft	10																												

Description	Model	Specifications	List Price Per Grade																																																								
Arm  <p>12A all wood</p>  <p>12B uph. back</p>	12A All Wood 12B Uph. Back <ul style="list-style-type: none"> optional linking brackets - add \$36 list per chair optional laser engraving back imprint, specify location and size - see page 29 of Seating Price List online for details. (A model only) coordinating Children's collection - see page 8 	<table border="1"> <thead> <tr> <th>Dimensions</th> <th>D</th> <th>W</th> <th>H</th> </tr> </thead> <tbody> <tr> <td>Overall</td> <td>20 ¾</td> <td>21</td> <td>32 ¼</td> </tr> <tr> <td>Seat</td> <td>18</td> <td>19</td> <td>18</td> </tr> <tr> <td>Arm</td> <td></td> <td></td> <td>25</td> </tr> <tr> <th colspan="2">Upholstery</th> <th colspan="2">Shipping</th> </tr> <tr> <td>COM Ydg</td> <td>¾</td> <td>Ctn Wt</td> <td>32</td> </tr> <tr> <td>COL Sq Ft</td> <td>9</td> <td>Cu Ft</td> <td>10</td> </tr> </tbody> </table>	Dimensions	D	W	H	Overall	20 ¾	21	32 ¼	Seat	18	19	18	Arm			25	Upholstery		Shipping		COM Ydg	¾	Ctn Wt	32	COL Sq Ft	9	Cu Ft	10	<table border="1"> <tbody> <tr> <td>All Wood</td> <td>\$444</td> </tr> <tr> <td>COM</td> <td>\$505</td> </tr> <tr> <td>A</td> <td>\$523</td> </tr> <tr> <td>B</td> <td>\$540</td> </tr> <tr> <td>COL/C</td> <td>\$568</td> </tr> <tr> <td>D</td> <td>\$606</td> </tr> <tr> <td>E</td> <td>\$643</td> </tr> <tr> <td>F</td> <td>\$686</td> </tr> <tr> <td>G</td> <td>\$744</td> </tr> <tr> <td>H</td> <td>\$802</td> </tr> <tr> <td>I</td> <td>\$896</td> </tr> <tr> <td>J</td> <td>\$1,013</td> </tr> <tr> <td>L1</td> <td>\$753</td> </tr> <tr> <td>L2</td> <td>\$814</td> </tr> </tbody> </table>	All Wood	\$444	COM	\$505	A	\$523	B	\$540	COL/C	\$568	D	\$606	E	\$643	F	\$686	G	\$744	H	\$802	I	\$896	J	\$1,013	L1	\$753	L2	\$814
	Dimensions	D	W	H																																																							
Overall	20 ¾	21	32 ¼																																																								
Seat	18	19	18																																																								
Arm			25																																																								
Upholstery		Shipping																																																									
COM Ydg	¾	Ctn Wt	32																																																								
COL Sq Ft	9	Cu Ft	10																																																								
All Wood	\$444																																																										
COM	\$505																																																										
A	\$523																																																										
B	\$540																																																										
COL/C	\$568																																																										
D	\$606																																																										
E	\$643																																																										
F	\$686																																																										
G	\$744																																																										
H	\$802																																																										
I	\$896																																																										
J	\$1,013																																																										
L1	\$753																																																										
L2	\$814																																																										

Arm 	12C Uph. Seat <ul style="list-style-type: none"> optional linking brackets - add \$36 list per chair optional laser engraving back imprint, specify location and size - see page 29 of Seating Price List online for details. coordinating Children's collection - see page 8 	<table border="1"> <thead> <tr> <th>Dimensions</th> <th>D</th> <th>W</th> <th>H</th> </tr> </thead> <tbody> <tr> <td>Overall</td> <td>20 ¾</td> <td>21</td> <td>32 ¼</td> </tr> <tr> <td>Seat</td> <td>18</td> <td>19</td> <td>18</td> </tr> <tr> <td>Arm</td> <td></td> <td></td> <td>25</td> </tr> <tr> <th colspan="2">Upholstery</th> <th colspan="2">Shipping</th> </tr> <tr> <td>COM Ydg</td> <td>¾</td> <td>Ctn Wt</td> <td>32</td> </tr> <tr> <td>COL Sq Ft</td> <td>9</td> <td>Cu Ft</td> <td>10</td> </tr> </tbody> </table>	Dimensions	D	W	H	Overall	20 ¾	21	32 ¼	Seat	18	19	18	Arm			25	Upholstery		Shipping		COM Ydg	¾	Ctn Wt	32	COL Sq Ft	9	Cu Ft	10	<table border="1"> <tbody> <tr> <td>COM</td> <td>\$505</td> </tr> <tr> <td>A</td> <td>\$523</td> </tr> <tr> <td>B</td> <td>\$540</td> </tr> <tr> <td>COL/C</td> <td>\$568</td> </tr> <tr> <td>D</td> <td>\$606</td> </tr> <tr> <td>E</td> <td>\$643</td> </tr> <tr> <td>F</td> <td>\$686</td> </tr> <tr> <td>G</td> <td>\$744</td> </tr> <tr> <td>H</td> <td>\$802</td> </tr> <tr> <td>I</td> <td>\$896</td> </tr> <tr> <td>J</td> <td>\$1,013</td> </tr> <tr> <td>L1</td> <td>\$753</td> </tr> <tr> <td>L2</td> <td>\$814</td> </tr> </tbody> </table>	COM	\$505	A	\$523	B	\$540	COL/C	\$568	D	\$606	E	\$643	F	\$686	G	\$744	H	\$802	I	\$896	J	\$1,013	L1	\$753	L2	\$814
Dimensions	D	W	H																																																						
Overall	20 ¾	21	32 ¼																																																						
Seat	18	19	18																																																						
Arm			25																																																						
Upholstery		Shipping																																																							
COM Ydg	¾	Ctn Wt	32																																																						
COL Sq Ft	9	Cu Ft	10																																																						
COM	\$505																																																								
A	\$523																																																								
B	\$540																																																								
COL/C	\$568																																																								
D	\$606																																																								
E	\$643																																																								
F	\$686																																																								
G	\$744																																																								
H	\$802																																																								
I	\$896																																																								
J	\$1,013																																																								
L1	\$753																																																								
L2	\$814																																																								

To Order, Specify:

- Model Number
- Wood Species - Red Oak (RO) or Maple (M)
- Wood Finish/Color
- Fabric Selection - vendor, pattern and color
- Optional Linking Brackets - add \$36 list per chair
- Optional Laser Engraving Back Imprint - specify location and size; see page 29 of Seating Price List online for details.
(A and C MODELS ONLY)
- Optional Rubber Cushion Nylon Glides - no upcharge
LEG MODELS ONLY

Wood Finish/Color Options:

CAG Aged Ash Coordinate	CGR Graphite Coordinate
ALM Ale Medium	HRV Harvest
AUB Auburn	CHL High Line Coordinate
BRL Barley	CKC Khaki Coordinate
CBE Blonde Echo Coordinate	LGC Legacy
BBN Bourbon Medium	MCH Mocha
CBZ Brazilwood Coordinate	NTO Night Owl
BRM Brighton Medium	COA Oatmeal Cook Coordinate
BUT Butterscotch	CPI Pinnacle Walnut Coordinate
CIN Cinnamon	PRL Praline
CLA Classic	SAF Saffron
CCF Coffee Coordinate	SIE Sienna
CLL Collectors	CST Studio Teak Coordinate
CCR Cremello Coordinate	TOF Toffee
EAR Earthy	TRF Truffle
ESP Espresso	VEN Venetian
FLX Flax	CVI Vintage Coordinate
CFL Florence Walnut Coordinate	CWH Walnut Heights Coordinate
CFO Fossil Coordinate	CWE Weathered Ash Coordinate

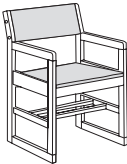
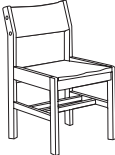
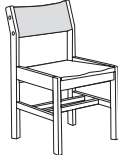
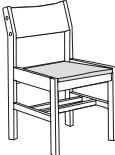
Color - Add \$38 list per item


BKD Backdrop	GRV Greek Villa
BFX Black Fox	GLF Gulf Stream
BWH Bright White	HTB Heartthrob
CGP Cargo Pants	NET Network Gray
CHT Chatroom	NWH Nonchalant White
DSY Daisy	PAR Paradise
DRG Daring	QXP Quixotic Plum
DYN Dynamo	RBZ Relic Bronze
ENG Enigma	SND Sandbank
FRR French Roast	STM Storm
GBY Georgian Bay	TRC Tricorn Black

Specifications

- Wood species - Red Oak or Maple.
- Two stretcher shelf for added stability.
- Seat is upholstered with 1 ½" polyurethane foam and synthetic sheet webbing for added comfort.
- Back is upholstered front and back with 1" polyurethane foam.
- Mortise and tenon construction with corner blocks, glue and screws.
- Coordinating Children's collection. See page 8.
- Standard with rubber cushion metal glides (leg models only).

- See a complete list of graded-in fabric manufacturers and patterns online visit jsifurniture.com. Contact Customer Service for additional fabric options.

Description	① Model	Specifications	List Price Per Grade																
Arm 	12D Uph. Seat/Back · optional linking brackets - add \$36 list per chair · coordinating Children's collection - see page 8	<table border="1"> <thead> <tr> <th>Dimensions</th> <th>D</th> <th>W</th> <th>H</th> </tr> </thead> <tbody> <tr> <td>Overall</td> <td>20 ¾</td> <td>21</td> <td>32 ¼</td> </tr> <tr> <td>Seat</td> <td>18</td> <td>19</td> <td>18</td> </tr> <tr> <td>Arm</td> <td></td> <td></td> <td>25</td> </tr> </tbody> </table>	Dimensions	D	W	H	Overall	20 ¾	21	32 ¼	Seat	18	19	18	Arm			25	COM \$560 A \$579 B \$593 COL/C \$624 D \$663 E \$701 F \$740 G \$798 H \$858 I \$953 J \$1,067 L1 \$809 L2 \$870
		Dimensions	D	W	H														
		Overall	20 ¾	21	32 ¼														
		Seat	18	19	18														
		Arm			25														
		<table border="1"> <thead> <tr> <th>Upholstery</th> <th colspan="3">Shipping</th> </tr> </thead> <tbody> <tr> <td>COM Ydg</td> <td>¾</td> <td>Ctn Wt</td> <td>32</td> </tr> <tr> <td>COL Sq Ft</td> <td>18</td> <td>Cu Ft</td> <td>10</td> </tr> </tbody> </table>	Upholstery	Shipping			COM Ydg	¾	Ctn Wt	32	COL Sq Ft	18	Cu Ft	10					
		Upholstery	Shipping																
		COM Ydg	¾	Ctn Wt	32														
		COL Sq Ft	18	Cu Ft	10														
		Armless 	18A All Wood 18B Uph. Back · optional linking brackets - add \$36 list per chair · optional laser engraving back imprint, specify location and size - see page 29 of Seating Price List online for details. (A model only) · coordinating Children's collection - see page 8 · optional casters - add \$107 list for a set of 4 casters	<table border="1"> <thead> <tr> <th>Dimensions</th> <th>D</th> <th>W</th> <th>H</th> </tr> </thead> <tbody> <tr> <td>Overall</td> <td>20 ½</td> <td>19</td> <td>32 ½</td> </tr> <tr> <td>Seat</td> <td>18 ¼</td> <td>17</td> <td>18</td> </tr> </tbody> </table>	Dimensions	D	W	H	Overall	20 ½	19	32 ½	Seat	18 ¼	17	18	All Wood \$396 COM \$460 A \$479 B \$495 COL/C \$526 D \$563 E \$600 F \$640 G \$699 H \$759 I \$854 J \$967 L1 \$708 L2 \$771		
Dimensions	D			W	H														
Overall	20 ½			19	32 ½														
Seat	18 ¼			17	18														
<table border="1"> <thead> <tr> <th>Upholstery</th> <th colspan="3">Shipping</th> </tr> </thead> <tbody> <tr> <td>COM Ydg</td> <td>¾</td> <td>Ctn Wt</td> <td>25</td> </tr> <tr> <td>COL Sq Ft</td> <td>9</td> <td>Cu Ft</td> <td>10</td> </tr> </tbody> </table>	Upholstery			Shipping			COM Ydg	¾	Ctn Wt	25	COL Sq Ft	9	Cu Ft	10					
Upholstery	Shipping																		
COM Ydg	¾			Ctn Wt	25														
COL Sq Ft	9			Cu Ft	10														
	18B Uph. Back · optional linking brackets - add \$36 list per chair · optional laser engraving back imprint, specify location and size - see page 29 of Seating Price List online for details. (A model only) · coordinating Children's collection - see page 8 · optional casters - add \$107 list for a set of 4 casters			<table border="1"> <thead> <tr> <th>Dimensions</th> <th>D</th> <th>W</th> <th>H</th> </tr> </thead> <tbody> <tr> <td>Overall</td> <td>20 ½</td> <td>19</td> <td>32 ½</td> </tr> <tr> <td>Seat</td> <td>18 ¼</td> <td>17</td> <td>18</td> </tr> </tbody> </table>	Dimensions	D	W	H	Overall	20 ½	19	32 ½	Seat	18 ¼	17	18		All Wood \$396 COM \$460 A \$479 B \$495 COL/C \$526 D \$563 E \$600 F \$640 G \$699 H \$759 I \$854 J \$967 L1 \$708 L2 \$771	
				Dimensions	D	W	H												
		Overall	20 ½	19	32 ½														
		Seat	18 ¼	17	18														
		<table border="1"> <thead> <tr> <th>Upholstery</th> <th colspan="3">Shipping</th> </tr> </thead> <tbody> <tr> <td>COM Ydg</td> <td>¾</td> <td>Ctn Wt</td> <td>25</td> </tr> <tr> <td>COL Sq Ft</td> <td>9</td> <td>Cu Ft</td> <td>10</td> </tr> </tbody> </table>	Upholstery	Shipping			COM Ydg	¾	Ctn Wt	25	COL Sq Ft	9	Cu Ft	10					
		Upholstery	Shipping																
		COM Ydg	¾	Ctn Wt	25														
		COL Sq Ft	9	Cu Ft	10														
		Armless 	18C Uph. Seat · optional linking brackets - add \$36 list per chair · optional laser engraving back imprint, specify location and size - see page 29 of Seating Price List online for details. · coordinating Children's collection - see page 8 · optional casters - add \$107 list for a set of 4 casters	<table border="1"> <thead> <tr> <th>Dimensions</th> <th>D</th> <th>W</th> <th>H</th> </tr> </thead> <tbody> <tr> <td>Overall</td> <td>20 ½</td> <td>19</td> <td>32 ½</td> </tr> <tr> <td>Seat</td> <td>18 ¼</td> <td>17</td> <td>18</td> </tr> </tbody> </table>	Dimensions	D	W	H	Overall	20 ½	19	32 ½	Seat	18 ¼	17	18	COM \$460 A \$479 B \$495 COL/C \$526 D \$563 E \$600 F \$640 G \$699 H \$759 I \$854 J \$967 L1 \$708 L2 \$771		
				Dimensions	D	W	H												
Overall	20 ½			19	32 ½														
Seat	18 ¼			17	18														
<table border="1"> <thead> <tr> <th>Upholstery</th> <th colspan="3">Shipping</th> </tr> </thead> <tbody> <tr> <td>COM Ydg</td> <td>¾</td> <td>Ctn Wt</td> <td>25</td> </tr> <tr> <td>COL Sq Ft</td> <td>9</td> <td>Cu Ft</td> <td>10</td> </tr> </tbody> </table>	Upholstery			Shipping			COM Ydg	¾	Ctn Wt	25	COL Sq Ft	9	Cu Ft	10					
Upholstery	Shipping																		
COM Ydg	¾			Ctn Wt	25														
COL Sq Ft	9			Cu Ft	10														

Description	1 Model	Specifications				List Price Per Grade	
		Dimensions	D	W	H	COM	
Armless 	18D Uph. Seat/Back · optional linking brackets - add \$36 list per chair · coordinating Children's collection - see page 8 · optional casters - add \$107 list for a set of 4 casters	Overall	20 1/2	19	32 1/2	COM	\$515
		Seat	18 1/4	17	18	COL/C	\$579
		Upholstery		Shipping			
		COM Ydg	3/4	Ctn Wt	25	D	\$617
		COL Sq Ft	18	Cu Ft	10	E	\$655
						F	\$697
						G	\$752
						H	\$812
						I	\$908
						J	\$1,022
						L1	\$762
						L2	\$824

CLASS ACT

To Order, Specify:

- 1 Model Number
- 2 Wood Species - Red Oak (RO) or Maple (M)
- 3 Wood Finish/Color
- 4 Fabric Selection - vendor, pattern and color
- 5 Optional Linking Brackets - add \$36 list per chair
- 6 Optional Laser Engraving Back Imprint - specify location and size; see page 29 of Seating Price List online for details.
(A and C MODELS ONLY)
- 7 Optional Rubber Cushion Nylon Glides - no upcharge
LEG MODELS ONLY

3 Wood Finish/Color Options:

- | | |
|--------------------------------|--------------------------------|
| CAG Aged Ash Coordinate | CGR Graphite Coordinate |
| ALM Ale Medium | HRV Harvest |
| AUB Auburn | CHL High Line Coordinate |
| BRL Barley | CKC Khaki Coordinate |
| CBE Blonde Echo Coordinate | LGC Legacy |
| BBN Bourbon Medium | MCH Mocha |
| CBZ Brazilwood Coordinate | NTO Night Owl |
| BRM Brighton Medium | COA Oatmeal Cook Coordinate |
| BUT Butterscotch | CPI Pinnacle Walnut Coordinate |
| CIN Cinnamon | PRL Praline |
| CLA Classic | SAF Saffron |
| CCF Coffee Coordinate | SIE Sienna |
| CLL Collectors | CST Studio Teak Coordinate |
| CCR Cremello Coordinate | TOF Toffee |
| EAR Earthy | TRF Truffle |
| ESP Espresso | VEN Venetian |
| FLX Flax | CWI Vintage Coordinate |
| CFL Florence Walnut Coordinate | CWH Walnut Heights Coordinate |
| CFO Fossil Coordinate | CWE Weathered Ash Coordinate |

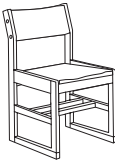
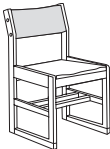
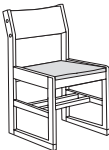
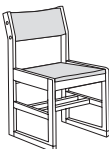
Color - Add \$38 list per item

- | | |
|------------------|----------------------|
| BKD Backdrop | GRV Greek Villa |
| BFX Black Fox | GLF Gulf Stream |
| BWH Bright White | HTB Heartthrob |
| CGP Cargo Pants | NET Network Gray |
| CHT Chatroom | NWH Nonchalant White |
| DSY Daisy | PAR Paradise |
| DRG Daring | QXP Quixotic Plum |
| DYN Dynamo | RBZ Relic Bronze |
| ENG Enigma | SND Sandbank |
| FRR French Roast | STM Storm |
| GBY Georgian Bay | TRC Tricorn Black |

Specifications

- Wood species - Red Oak or Maple.
- Two stretcher shelf for added stability.
- Seat is upholstered with 1 1/2" polyurethane foam and synthetic sheet webbing for added comfort.
- Back is upholstered front and back with 1" polyurethane foam.
- Mortise and tenon construction with corner blocks, glue and screws.
- Coordinating Children's collection. See page 8.
- Standard with rubber cushion metal glides (leg models only).

- 4 See a complete list of graded-in fabric manufacturers and patterns online visit jsifurniture.com. Contact Customer Service for additional fabric options.

Description	① Model	Specifications	List Price Per Grade												
Armless  19A all wood	19A All Wood 19B Uph. Back · optional linking brackets - add \$36 list per chair · optional laser engraving back imprint, specify location and size - see page 29 of Seating Price List online for details. (A model only) · coordinating Children's collection - see page 8	<table border="1"> <thead> <tr> <th>Dimensions</th> <th>D</th> <th>W</th> <th>H</th> </tr> </thead> <tbody> <tr> <td>Overall</td> <td>20 ½</td> <td>19</td> <td>32 ¼</td> </tr> <tr> <td>Seat</td> <td>18</td> <td>17</td> <td>18</td> </tr> </tbody> </table>	Dimensions	D	W	H	Overall	20 ½	19	32 ¼	Seat	18	17	18	All Wood \$406 COM \$472 A \$489 B \$504 COL/C \$534 D \$571 E \$611 F \$648 G \$707 H \$770 I \$862 J \$977 L1 \$720 L2 \$778
		Dimensions	D	W	H										
Overall	20 ½	19	32 ¼												
Seat	18	17	18												
<table border="1"> <thead> <tr> <th>Upholstery</th> <th colspan="3">Shipping</th> </tr> </thead> <tbody> <tr> <td>COM Ydg</td> <td>¾</td> <td>Ctn Wt</td> <td>28</td> </tr> <tr> <td>COL Sq Ft</td> <td>9</td> <td>Cu Ft</td> <td>10</td> </tr> </tbody> </table>	Upholstery	Shipping			COM Ydg	¾	Ctn Wt	28	COL Sq Ft	9	Cu Ft	10			
Upholstery	Shipping														
COM Ydg	¾	Ctn Wt	28												
COL Sq Ft	9	Cu Ft	10												
Armless  19B uph. back															
Armless 	19C Uph. Seat · optional linking brackets - add \$36 list per chair · optional laser engraving back imprint, specify location and size - see page 29 of Seating Price List online for details. · coordinating Children's collection - see page 8	<table border="1"> <thead> <tr> <th>Dimensions</th> <th>D</th> <th>W</th> <th>H</th> </tr> </thead> <tbody> <tr> <td>Overall</td> <td>20 ½</td> <td>19</td> <td>32 ¼</td> </tr> <tr> <td>Seat</td> <td>18</td> <td>17</td> <td>18</td> </tr> </tbody> </table>	Dimensions	D	W	H	Overall	20 ½	19	32 ¼	Seat	18	17	18	COM \$472 A \$489 B \$504 COL/C \$534 D \$571 E \$611 F \$648 G \$707 H \$770 I \$862 J \$977 L1 \$720 L2 \$778
		Dimensions	D	W	H										
Overall	20 ½	19	32 ¼												
Seat	18	17	18												
<table border="1"> <thead> <tr> <th>Upholstery</th> <th colspan="3">Shipping</th> </tr> </thead> <tbody> <tr> <td>COM Ydg</td> <td>¾</td> <td>Ctn Wt</td> <td>28</td> </tr> <tr> <td>COL Sq Ft</td> <td>9</td> <td>Cu Ft</td> <td>10</td> </tr> </tbody> </table>	Upholstery	Shipping			COM Ydg	¾	Ctn Wt	28	COL Sq Ft	9	Cu Ft	10			
Upholstery	Shipping														
COM Ydg	¾	Ctn Wt	28												
COL Sq Ft	9	Cu Ft	10												
Armless 	19D Uph. Seat/Back · optional linking brackets - add \$36 list per chair · coordinating Children's collection - see page 8	<table border="1"> <thead> <tr> <th>Dimensions</th> <th>D</th> <th>W</th> <th>H</th> </tr> </thead> <tbody> <tr> <td>Overall</td> <td>20 ½</td> <td>19</td> <td>32 ¼</td> </tr> <tr> <td>Seat</td> <td>18</td> <td>17</td> <td>18</td> </tr> </tbody> </table>	Dimensions	D	W	H	Overall	20 ½	19	32 ¼	Seat	18	17	18	COM \$526 A \$541 B \$559 COL/C \$589 D \$625 E \$664 F \$704 G \$761 H \$821 I \$917 J \$1,030 L1 \$773 L2 \$835
		Dimensions	D	W	H										
Overall	20 ½	19	32 ¼												
Seat	18	17	18												
<table border="1"> <thead> <tr> <th>Upholstery</th> <th colspan="3">Shipping</th> </tr> </thead> <tbody> <tr> <td>COM Ydg</td> <td>¾</td> <td>Ctn Wt</td> <td>28</td> </tr> <tr> <td>COL Sq Ft</td> <td>18</td> <td>Cu Ft</td> <td>10</td> </tr> </tbody> </table>	Upholstery	Shipping			COM Ydg	¾	Ctn Wt	28	COL Sq Ft	18	Cu Ft	10			
Upholstery	Shipping														
COM Ydg	¾	Ctn Wt	28												
COL Sq Ft	18	Cu Ft	10												

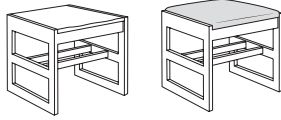
Description

1 Model

Specifications

List Price Per Grade

Bench 19" w



25A
all wood

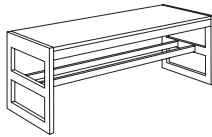
25C
uph. seat

25A All Wood
25C Uph. Seat
· optional linking brackets - add \$36 list per bench

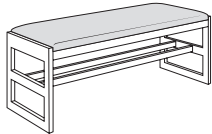
Dimensions	D	W	H
Overall	19	19	18
Seat	19	17	18
Upholstery		Shipping	
COM Ydg	¾	Ctn Wt	22
COL Sq Ft	9	Cu Ft	5

All Wood	\$473
COM	\$473
A	\$490
B	\$505
COL/C	\$535
D	\$573
E	\$612
F	\$651
G	\$708
H	\$771
I	\$863
J	\$978
L1	\$721
L2	\$780

Bench 48" w



26A
all wood



26C
uph. seat

26A All Wood
26C Uph. Seat
· optional linking brackets - add \$36 list per bench

Dimensions	D	W	H
Overall	19	48	18
Seat	19	46	18
Upholstery		Shipping	
COM Ydg	¾	Ctn Wt	34
COL Sq Ft	23	Cu Ft	13

All Wood	\$733
COM	\$727
A	\$748
B	\$763
COL/C	\$796
D	\$833
E	\$871
F	\$910
G	\$967
H	\$1,028
I	\$1,123
J	\$1,237
L1	\$978
L2	\$1,039

To Order, Specify:

- 1 Model Number
- 2 Wood Species - Red Oak (RO) or Maple (M)
- 3 Wood Finish/Color
- 4 Fabric Selection - vendor, pattern and color
- 5 Optional Linking Brackets - add \$36 list per chair
- 6 Optional Laser Engraving Back Imprint - specify location and size; see page 29 of Seating Price List online for details.
(A and C MODELS ONLY)
- 7 Optional Rubber Cushion Nylon Glides - no upcharge
LEG MODELS ONLY

3 Wood Finish/Color Options:

CAG	Aged Ash Coordinate	CGR	Graphite Coordinate
ALM	Ale Medium	HRV	Harvest
AUB	Auburn	CHL	High Line Coordinate
BRL	Barley	CKC	Khaki Coordinate
CBE	Blonde Echo Coordinate	LGC	Legacy
BBN	Bourbon Medium	MCH	Mocha
CBZ	Brazilwood Coordinate	NTO	Night Owl
BRM	Brighton Medium	COA	Oatmeal Cook Coordinate
BUT	Butterscotch	CPI	Pinnacle Walnut Coordinate
CIN	Cinnamon	PRL	Praline
CLA	Classic	SAF	Saffron
CCF	Coffee Coordinate	SIE	Sienna
CLL	Collectors	CST	Studio Teak Coordinate
CCR	Cremello Coordinate	TOF	Toffee
EAR	Earthy	TRF	Truffle
ESP	Espresso	VEN	Venetian
FLX	Flax	CWI	Vintage Coordinate
CFL	Florence Walnut Coordinate	CWH	Walnut Heights Coordinate
CFO	Fossil Coordinate	CWE	Weathered Ash Coordinate

Color - Add \$38 list per item

BKD	Backdrop	GRV	Greek Villa
BFX	Black Fox	GLF	Gulf Stream
BWH	Bright White	HTB	Heartthrob
CGP	Cargo Pants	NET	Network Gray
CHT	Chatroom	NWH	Nonchalant White
DSY	Daisy	PAR	Paradise
DRG	Daring	QXP	Quixotic Plum
DYN	Dynamo	RBZ	Relic Bronze
ENG	Enigma	SND	Sandbank
FRR	French Roast	STM	Storm
GBY	Georgian Bay	TRC	Tricorn Black

Specifications

- Wood species - Red Oak or Maple.
- Two stretcher shelf for added stability.
- Seat is upholstered with 1 ½" polyurethane foam and synthetic sheet webbing for added comfort.
- Back is upholstered front and back with 1" polyurethane foam.
- Mortise and tenon construction with corner blocks, glue and screws.
- Coordinating Children's collection. See page 8.
- Standard with rubber cushion metal glides (leg models only).

- 4 See a complete list of graded-in fabric manufacturers and patterns online visit jsifurniture.com. Contact Customer Service for additional fabric options.

Class Act Children's Order Check List:



CLASS ACT

Specify:

- 1. Model Number
- 2. Wood Species - Red Oak (RO) or Maple (M)
- 3. Wood Finish/Color
- 4. Fabric Selection - vendor, pattern and color
- 5. Optional Linking Brackets - add \$36 list per chair
- 6. Optional Laser Engraving Back Imprint - specify location
- 7. Optional Casters - add \$107 list; standard seat height maintained; **LEG MODELS ONLY**
- 8. Optional Rubber Cushion Nylon Glides - no upcharge; **LEG MODELS ONLY**

Example:

16C (model #)	RO (wood species)	HEN (finish)	MOMENTUM (fabric vendor)	VOX (pattern name)	MYSTIC (pattern color)
------------------	----------------------	-----------------	-----------------------------	-----------------------	---------------------------

1. Model Number

2. Wood Species - Red Oak (RO) or Maple (M)

3. Wood Finish/Color Options:

Red Oak

BRW	Brownie	ECU	Ecru
CAN	Canyon	HEN	Henna
CIT	Citron	HNY	Honey
DES	Desert	NUT	Nut Brown

Maple

CAG	Aged Ash Coordinate	CGR	Graphite Coordinate
ALM	Ale Medium	HRV	Harvest
AUB	Auburn	CHL	High Line Coordinate
BRL	Barley	CKC	Khaki Coordinate
CBE	Blonde Echo Coordinate	LGC	Legacy
BBM	Bourbon Medium	MCH	Mocha
CBZ	Brazilwood Coordinate	NTO	Night Owl
BRM	Brighton Medium	COA	Oatmeal Cookie Coordinate
BUT	Butterscotch	CPI	Pinnacle Walnut Coordinate
CIN	Cinnamon	PRL	Praline
CLA	Classic	SAF	Saffron
CCF	Coffee Coordinate	SIE	Sienna
CLL	Collectors	CST	Studio Teak Coordinate
CCR	Cremello Coordinate	TOF	Toffee
EAR	Earthy	TRF	Truffle
ESP	Espresso	VEN	Venetian
FLX	Flax	CVI	Vintage Coordinate
CFL	Florence Walnut Coordinate	CWH	Walnut Heights Coordinate
CFO	Fossil Coordinate	CWE	Weathered Ash Coordinate

Color - Add \$38 list per item; not available with Laser Engraving option

BKD	Backdrop	GRV	Greek Villa
BFX	Black Fox	GLF	Gulf Stream
BWH	Bright White	HTB	Heartthrob
CGP	Cargo Pants	NET	Network Gray
CHT	Chatroom	NWH	Nonchalant White
DSY	Daisy	PAR	Paradise
DRG	Daring	QXP	Quixotic Plum
DYN	Dynamo	RBZ	Relic Bronze
ENG	Enigma	SND	Sandbank
FRR	French Roast	STM	Storm
GBY	Georgian Bay	TRC	Tricorn Black

4. Fabric Selection - Please supply the following:

- Fabric vendor
- Pattern name
- Pattern color

[For a complete list of JSI Graded-In Fabric click here](#)

When specifying contrasting upholstery, indicate clearly which upholstery is to be applied to the seat and back. Use higher grade pricing.

- Indicate direction of fabric - Railroaded or Up the Roll
- Please provide illustration, if available

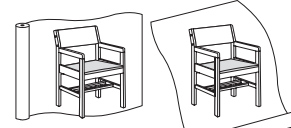
All COM orders must include the following:

- Vendor's name, pattern name and color
- Sample of the fabric attached to order
- Model numbers of items for fabric application
- Special application instructions (e.g., all stripes will be applied front to back unless specified otherwise)
- Customer and purchase order number

Ship prepaid COM material to:

JSI
Attn: COM Department
201 East Martin Street
Receiving B, Dock 71
Orleans, IN 47452

Application of fabric:
Railroaded Up the Roll



All COM orders will ship at standard lead time from receipt of COM except for orders requiring special custom matched finishes.

5. Optional Linking Brackets - add \$36 list per chair



6. Optional Laser Engraving Back Imprint - available on models 14A/C, 15A/C, 16A/C and 17A/C. See page 29 of Seating Price List online for details.







Specify:

- location - inside/outside of back
- size of design

7. Optional Casters - add \$107 list; standard seat height maintained. LEG MODELS ONLY

8. Optional Rubber Cushion Nylon Glides - no upcharge LEG MODELS ONLY

Description	Model	Specifications				List Price Per Grade	
		Dimensions	D	W	H		
Armless 14" h  14A all wood	14A All Wood 14B Uph. Back 14C Uph. Seat • optional laser engraving back imprint - specify location and size; see page 29 of Seating Price List online for specifications. (A and C models only)	Overall	15	15	25	All Wood	\$356
		Seat	13	13	14	COM	\$425
 14B uph. back		Upholstery		Shipping		A	\$443
		COM Ydg	2/3	Ctn Wt	17	B	\$455
 14C uph. seat		COL Sq Ft	8	Cu Ft	4	COL/C	\$482
						D	\$515
						E	\$550
						F	\$586
						G	\$636
						H	\$689
						I	\$774
						J	\$874
						L1	\$643
						L2	\$700

Description	Model	Specifications				List Price Per Grade	
		Dimensions	D	W	H		
Armless 14" h 	14D Uph. Seat/Back	Overall	15	15	25	COM	\$479
		Seat	13	13	14	A	\$493
		Upholstery		Shipping		B	\$508
		COM Ydg	2/3	Ctn Wt	17	COL/C	\$535
		COL Sq Ft	16	Cu Ft	4	D	\$568
						E	\$601
						F	\$638
						G	\$688
						H	\$744
						I	\$827
						J	\$929
						L1	\$700
						L2	\$753

To Order, Specify:

- 1 Model Number
- 2 Wood Species - Red Oak (RO) or Maple (M)
- 3 Wood Finish/Color
- 4 Fabric Selection - vendor, pattern and color
- 5 Optional Linking Brackets - add \$36 list per chair
- 6 Optional Laser Engraving Back Imprint - specify location and size; see page 29 of Seating Price List online for details.
(A and C MODELS ONLY)
- 7 Optional Casters - add \$107 list; standard seat height maintained. **LEG MODELS ONLY**
- 8 Optional Rubber Cushion Nylon Glides - no upcharge **LEG MODELS ONLY**

3 Wood Finish/Color Options:

CAG Aged Ash Coordinate	CGR Graphite Coordinate
ALM Ale Medium	HRV Harvest
AUB Auburn	CHL High Line Coordinate
BRL Barley	CKC Khaki Coordinate
CBE Blonde Echo Coordinate	LGC Legacy
BBM Bourbon Medium	MCH Mocha
CBZ Brazilwood Coordinate	NTO Night Owl
BRM Brighton Medium	COA Oatmeal Cook Coordinate
BUT Butterscotch	CPI Pinnacle Walnut Coordinate
CIN Cinnamon	PRL Praline
CLA Classic	SAF Saffron
CCF Coffee Coordinate	SIE Sienna
CLL Collectors	CST Studio Teak Coordinate
CCR Cremello Coordinate	TOF Toffee
EAR Earthy	TRF Truffle
ESP Espresso	VEN Venetian
FLX Flax	CVI Vintage Coordinate
CFL Florence Walnut Coordinate	CWH Walnut Heights Coordinate
CFO Fossil Coordinate	CWE Weathered Ash Coordinate




Color - Add \$38 list per item


BKD Backdrop	GRV Greek Villa
BFX Black Fox	GLF Gulf Stream
BWH Bright White	HTB Heartthrob
CGP Cargo Pants	NET Network Gray
CHT Chatroom	NWH Nonchalant White
DSY Daisy	PAR Paradise
DRG Daring	QXP Quixotic Plum
DYN Dynamo	RBZ Relic Bronze
ENG Enigma	SND Sandbank
FRR French Roast	STM Storm
GBY Georgian Bay	TRC Tricorn Black




Specifications


- Wood species - Red Oak or Maple.
- Two stretcher shelf for added stability.
- Seat is upholstered with 1 1/2" high density polyurethane foam.
- Back is upholstered front and back with 1" polyurethane foam.
- Mortise and tenon construction with corner blocks, glue and screws.
- Standard with rubber cushion metal glides (leg models only).
- Coordinating adult collection. See page 1




4 See a complete list of graded-in fabric manufacturers and patterns online visit jsifurniture.com. Contact Customer Service for additional fabric options.


Description	① Model	Specifications				List Price Per Grade																								
Armless 14" h  15A all wood  15B uph. back  15C uph. seat	15A All Wood 15B Uph. Back 15C Uph. Seat · optional laser engraving back imprint - specify location and size; see page 29 of Seating Price List online for specifications. (A and C models only)	<table border="1"> <thead> <tr> <th>Dimensions</th> <th>D</th> <th>W</th> <th>H</th> </tr> </thead> <tbody> <tr> <td>Overall</td> <td>15</td> <td>15</td> <td>25</td> </tr> <tr> <td>Seat</td> <td>13</td> <td>13</td> <td>14</td> </tr> <tr> <th colspan="2">Upholstery</th> <th colspan="2">Shipping</th> </tr> <tr> <td>COM Ydg</td> <td>⅔</td> <td>Ctn Wt</td> <td>17</td> </tr> <tr> <td>COL Sq Ft</td> <td>8</td> <td>Cu Ft</td> <td>4</td> </tr> </tbody> </table>				Dimensions	D	W	H	Overall	15	15	25	Seat	13	13	14	Upholstery		Shipping		COM Ydg	⅔	Ctn Wt	17	COL Sq Ft	8	Cu Ft	4	All Wood \$371 COM \$432 A \$449 B \$462 COL/C \$490 D \$525 E \$558 F \$592 G \$642 H \$699 I \$782 J \$884 L1 \$654 L2 \$707
		Dimensions	D	W	H																									
		Overall	15	15	25																									
Seat	13	13	14																											
Upholstery		Shipping																												
COM Ydg	⅔	Ctn Wt	17																											
COL Sq Ft	8	Cu Ft	4																											

Armless 14" h 	15D Uph. Seat/Back	<table border="1"> <thead> <tr> <th>Dimensions</th> <th>D</th> <th>W</th> <th>H</th> </tr> </thead> <tbody> <tr> <td>Overall</td> <td>15</td> <td>15</td> <td>25</td> </tr> <tr> <td>Seat</td> <td>13</td> <td>13</td> <td>14</td> </tr> <tr> <th colspan="2">Upholstery</th> <th colspan="2">Shipping</th> </tr> <tr> <td>COM Ydg</td> <td>⅔</td> <td>Ctn Wt</td> <td>17</td> </tr> <tr> <td>COL Sq Ft</td> <td>16</td> <td>Cu Ft</td> <td>4</td> </tr> </tbody> </table>				Dimensions	D	W	H	Overall	15	15	25	Seat	13	13	14	Upholstery		Shipping		COM Ydg	⅔	Ctn Wt	17	COL Sq Ft	16	Cu Ft	4	COM \$490 A \$504 B \$519 COL/C \$546 D \$581 E \$615 F \$647 G \$701 H \$753 I \$838 J \$941 L1 \$709 L2 \$763
Dimensions	D	W	H																											
Overall	15	15	25																											
Seat	13	13	14																											
Upholstery		Shipping																												
COM Ydg	⅔	Ctn Wt	17																											
COL Sq Ft	16	Cu Ft	4																											

Armless 16" h  16A all wood  16B uph. back  16C uph. seat	16A All Wood 16B Uph. Back 16C Uph. Seat · optional laser engraving back imprint - specify location and size; see page 29 of Seating Price List online for specifications. (A and C models only)	<table border="1"> <thead> <tr> <th>Dimensions</th> <th>D</th> <th>W</th> <th>H</th> </tr> </thead> <tbody> <tr> <td>Overall</td> <td>16</td> <td>17</td> <td>28 ¾</td> </tr> <tr> <td>Seat</td> <td>14</td> <td>15</td> <td>16</td> </tr> <tr> <th colspan="2">Upholstery</th> <th colspan="2">Shipping</th> </tr> <tr> <td>COM Ydg</td> <td>⅔</td> <td>Ctn Wt</td> <td>20</td> </tr> <tr> <td>COL Sq Ft</td> <td>8</td> <td>Cu Ft</td> <td>7</td> </tr> </tbody> </table>				Dimensions	D	W	H	Overall	16	17	28 ¾	Seat	14	15	16	Upholstery		Shipping		COM Ydg	⅔	Ctn Wt	20	COL Sq Ft	8	Cu Ft	7	All Wood \$371 COM \$432 A \$449 B \$462 COL/C \$490 D \$525 E \$558 F \$592 G \$642 H \$699 I \$782 J \$884 L1 \$654 L2 \$707
		Dimensions	D	W	H																									
		Overall	16	17	28 ¾																									
Seat	14	15	16																											
Upholstery		Shipping																												
COM Ydg	⅔	Ctn Wt	20																											
COL Sq Ft	8	Cu Ft	7																											

Armless 16" h 	16D Uph. Seat/Back	<table border="1"> <thead> <tr> <th>Dimensions</th> <th>D</th> <th>W</th> <th>H</th> </tr> </thead> <tbody> <tr> <td>Overall</td> <td>16</td> <td>17</td> <td>28 ¾</td> </tr> <tr> <td>Seat</td> <td>14</td> <td>15</td> <td>16</td> </tr> <tr> <th colspan="2">Upholstery</th> <th colspan="2">Shipping</th> </tr> <tr> <td>COM Ydg</td> <td>⅔</td> <td>Ctn Wt</td> <td>20</td> </tr> <tr> <td>COL Sq Ft</td> <td>16</td> <td>Cu Ft</td> <td>7</td> </tr> </tbody> </table>				Dimensions	D	W	H	Overall	16	17	28 ¾	Seat	14	15	16	Upholstery		Shipping		COM Ydg	⅔	Ctn Wt	20	COL Sq Ft	16	Cu Ft	7	COM \$490 A \$504 B \$519 COL/C \$546 D \$581 E \$615 F \$647 G \$701 H \$753 I \$838 J \$941 L1 \$709 L2 \$763
Dimensions	D	W	H																											
Overall	16	17	28 ¾																											
Seat	14	15	16																											
Upholstery		Shipping																												
COM Ydg	⅔	Ctn Wt	20																											
COL Sq Ft	16	Cu Ft	7																											

Description	Model	Specifications	List Price Per Grade																								
Armless 16"h  17A all wood  17B uph. back  17C uph. seat	17A All Wood 17B Uph. Back 17C Uph. Seat • optional laser engraving back imprint - specify location and size; see page 29 of Seating Price List online for specifications. (A and C models only)	<table border="1"> <thead> <tr> <th>Dimensions</th> <th>D</th> <th>W</th> <th>H</th> </tr> </thead> <tbody> <tr> <td>Overall</td> <td>16</td> <td>17</td> <td>28¾</td> </tr> <tr> <td>Seat</td> <td>14</td> <td>15</td> <td>16</td> </tr> <tr> <th colspan="2">Upholstery</th> <th colspan="2">Shipping</th> </tr> <tr> <td>COM Ydg</td> <td>⅔</td> <td>Ctn Wt</td> <td>20</td> </tr> <tr> <td>COL Sq Ft</td> <td>8</td> <td>Cu Ft</td> <td>7</td> </tr> </tbody> </table>	Dimensions	D	W	H	Overall	16	17	28¾	Seat	14	15	16	Upholstery		Shipping		COM Ydg	⅔	Ctn Wt	20	COL Sq Ft	8	Cu Ft	7	All Wood \$380 COM \$447 A \$459 B \$476 COL/C \$502 D \$535 E \$569 F \$605 G \$656 H \$709 I \$796 J \$894 L1 \$666 L2 \$720
	Dimensions	D	W	H																							
	Overall	16	17	28¾																							
Seat	14	15	16																								
Upholstery		Shipping																									
COM Ydg	⅔	Ctn Wt	20																								
COL Sq Ft	8	Cu Ft	7																								

Description	Model	Specifications	List Price Per Grade																								
Armless 16"h 	17D Uph. Seat/Back	<table border="1"> <thead> <tr> <th>Dimensions</th> <th>D</th> <th>W</th> <th>H</th> </tr> </thead> <tbody> <tr> <td>Overall</td> <td>16</td> <td>17</td> <td>28¾</td> </tr> <tr> <td>Seat</td> <td>14</td> <td>15</td> <td>16</td> </tr> <tr> <th colspan="2">Upholstery</th> <th colspan="2">Shipping</th> </tr> <tr> <td>COM Ydg</td> <td>⅔</td> <td>Ctn Wt</td> <td>20</td> </tr> <tr> <td>COL Sq Ft</td> <td>16</td> <td>Cu Ft</td> <td>7</td> </tr> </tbody> </table>	Dimensions	D	W	H	Overall	16	17	28¾	Seat	14	15	16	Upholstery		Shipping		COM Ydg	⅔	Ctn Wt	20	COL Sq Ft	16	Cu Ft	7	COM \$503 A \$517 B \$534 COL/C \$560 D \$593 E \$627 F \$664 G \$714 H \$769 I \$851 J \$953 L1 \$724 L2 \$777
Dimensions	D	W	H																								
Overall	16	17	28¾																								
Seat	14	15	16																								
Upholstery		Shipping																									
COM Ydg	⅔	Ctn Wt	20																								
COL Sq Ft	16	Cu Ft	7																								

To Order, Specify:

- Model Number
- Wood Species - Red Oak (RO) or Maple (M)
- Wood Finish/Color
- Fabric Selection - vendor, pattern and color
- Optional Linking Brackets - add \$36 list per chair
- Optional Laser Engraving Back Imprint - specify location and size; see page 29 of Seating Price List online for details.
(A and C MODELS ONLY)
- Optional Casters - add \$107 list; standard seat height maintained. **LEG MODELS ONLY**
- Optional Rubber Cushion Nylon Glides - no upcharge **LEG MODELS ONLY**

Wood Finish/Color Options:

CAG Aged Ash Coordinate	CGR Graphite Coordinate
ALM Ale Medium	HRV Harvest
AUB Auburn	CHL High Line Coordinate
BRL Barley	CKC Khaki Coordinate
CBE Blonde Echo Coordinate	LGC Legacy
BBM Bourbon Medium	MCH Mocha
CBZ Brazilwood Coordinate	NTO Night Owl
BRM Brighton Medium	COA Oatmeal Cook Coordinate
BUT Butterscotch	CPI Pinnacle Walnut Coordinate
CIN Cinnamon	PRL Praline
CLA Classic	SAF Saffron
CCF Coffee Coordinate	SIE Sienna
CLL Collectors	CST Studio Teak Coordinate
CCR Cremello Coordinate	TOF Toffee
EAR Earthy	TRF Truffle
ESP Espresso	VEN Venetian
FLX Flax	CVI Vintage Coordinate
CFL Florence Walnut Coordinate	CWH Walnut Heights Coordinate
CFO Fossil Coordinate	CWE Weathered Ash Coordinate

Color - Add \$38 list per item

BKD Backdrop	GRV Greek Villa
BFX Black Fox	GLF Gulf Stream
BWH Bright White	HTB Heartthrob
CGP Cargo Pants	NET Network Gray
CHT Chatroom	NWH Nonchalant White
DSY Daisy	PAR Paradise
DRG Daring	QXP Quixotic Plum
DYN Dynamo	RBZ Relic Bronze
ENG Enigma	SND Sandbank
FRR French Roast	STM Storm
GBY Georgian Bay	TRC Tricorn Black

Specifications

- Wood species - Red Oak or Maple.
- Two stretcher shelf for added stability.
- Seat is upholstered with 1 ½" high density polyurethane foam.
- Back is upholstered front and back with 1" polyurethane foam.
- Mortise and tenon construction with corner blocks, glue and screws.
- Standard with rubber cushion metal glides (leg models only).
- Coordinating adult collection. See page 1

- See a complete list of graded-in fabric manufacturers and patterns online visit jsifurniture.com. Contact Customer Service for additional fabric options.

Classmate Order Check List:



CLASSMATE

Specify:

- 1. Model Number
 - 2. Wood Species - Red Oak (RO) or Maple (M)
 - 3. Wood Finish/Color
 - 4. Fabric Selection - vendor, pattern and color
 - 5. Optional Linking Brackets - add \$36 list per chair
 - 6. Optional Rubber Cushion Nylon Glides - no upcharge
- LEG MODELS ONLY**

Example:

58C (model #)	RO (wood species)	HEN (finish)	MOMENTUM (fabric vendor)	VOX (pattern name)	MYSTIC (pattern color)
-------------------------	-----------------------------	------------------------	------------------------------------	------------------------------	----------------------------------

1. Model Number

2. Wood Species - Red Oak (RO) or Maple (M)

3. Wood Finish/Color Options:

Red Oak

BRW Brownie	ECU Ecu
CAN Canyon	HEN Henna
CIT Citron	HNY Honey
DES Desert	NUT Nut Brown

Maple

CAG Aged Ash Coordinate	CGR Graphite Coordinate
ALM Ale Medium	HRV Harvest
AUB Auburn	CHL High Line Coordinate
BRL Barley	CKC Khaki Coordinate
CBE Blonde Echo Coordinate	LGC Legacy
BBM Bourbon Medium	MCH Mocha
CBZ Brazilwood Coordinate	NTO Night Owl
BRM Brighton Medium	COA Oatmeal Cookie Coordinate
BUT Butterscotch	CPI Pinnacle Walnut Coordinate
CIN Cinnamon	PRL Praline
CLA Classic	SAF Saffron
CCF Coffee Coordinate	SIE Sienna
CLL Collectors	CST Studio Teak Coordinate
CCR Cremello Coordinate	TOF Toffee
EAR Earthy	TRF Truffle
ESP Espresso	VEN Venetian
FLX Flax	CVI Vintage Coordinate
CFL Florence Walnut Coordinate	CWH Walnut Heights Coordinate
CFO Fossil Coordinate	CWE Weathered Ash Coordinate

Color - Add \$38 list per item

BKD Backdrop	GRV Greek Villa
BFX Black Fox	GLF Gulf Stream
BWH Bright White	HTB Heartthrob
CGP Cargo Pants	NET Network Gray
CHT Chatroom	NWH Nonchalant White
DSY Daisy	PAR Paradise
DRG Daring	QXP Quixotic Plum

Color (continue) - Add \$38 list per item

DYN Dynamo	RBZ Relic Bronze
ENG Enigma	SND Sandbank
FRR French Roast	STM Storm
GBY Georgian Bay	TRC Tricorn Black

4. Fabric Selection - Please supply the following:

- Fabric vendor
- Pattern name
- Pattern color

[For a complete list of JSI Graded-In Fabric click here](#)

When specifying contrasting upholstery, indicate clearly which upholstery is to be applied to the seat and back. Use higher grade pricing.

- Indicate direction of fabric - Railroaded or Up the Roll
- Please provide illustration, if available

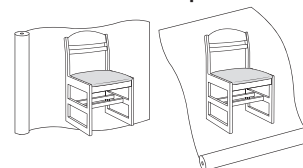
All COM orders must include the following:

- Vendor's name, pattern name and color
- Sample of the fabric attached to order
- Model numbers of items for fabric application
- Special application instructions (e.g., all stripes will be applied front to back unless specified otherwise)
- Customer and purchase order number

Ship prepaid COM material to:

Application of fabric:
Railroaded Up the Roll


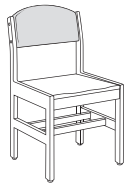
JSI
Attn: COM Department
201 East Martin Street
Receiving B, Dock 71
Orleans, IN 47452




All COM orders will ship at standard lead time from receipt of COM except for orders requiring special custom matched finishes.

5. Optional Linking Brackets - add \$36 list per chair/bench



Description	Model	Specifications				List Price Per Grade	
		Dimensions	D	W	H	All Wood	COM
Armless   58A all wood 58B uph. back	58A All Wood 58B Uph. Back • optional linking brackets - add \$36 list per chair • coordinating Children's collection - see page 6 • optional casters - add \$107 list for a set of 4 casters	Overall	22	19	34 1/2	\$447	\$509
	Seat	18	17	18 1/4	\$525	\$534	
		Upholstery		Shipping		\$554	\$582
		COM Ydg	1/2	Ctn Wt	26	\$605	\$632
		COL Sq Ft	6	Cu Ft	10	\$670	\$711
						\$774	\$850
						\$677	\$717

Description	Model	Specifications				List Price Per Grade	
		Dimensions	D	W	H	COM	A
Armless 	58C Uph. Seat • optional linking brackets - add \$36 list per chair • coordinating Children's collection - see page 6 • optional casters - add \$107 list for a set of 4 casters	Overall	22	19	34 1/2	\$509	\$527
	Seat	18	17	18 1/4	\$544	\$571	
		Upholstery		Shipping		\$611	\$647
		COM Ydg	3/4	Ctn Wt	26	\$689	\$747
		COL Sq Ft	9	Cu Ft	10	\$807	\$899
						\$1,016	\$757
						\$818	

To Order, Specify:

- 1 Model Number
- 2 Wood Species - Red Oak (RO) or Maple (M)
- 3 Wood Finish/Color
- 4 Fabric Selection - vendor, pattern and color
- 5 Optional Linking Brackets - add \$36 list per chair
- 6 Optional Rubber Cushion Nylon Glides - no upcharge

LEG MODELS ONLY

3 Wood Finish/Color Options:

CAG Aged Ash Coordinate	CGR Graphite Coordinate
ALM Ale Medium	HRV Harvest
AUB Auburn	CHL High Line Coordinate
BRL Barley	CKC Khaki Coordinate
CBE Blonde Echo Coordinate	LGC Legacy
BBM Bourbon Medium	MCH Mocha
CBZ Brazilwood Coordinate	NTO Night Owl
BRM Brighton Medium	COA Oatmeal Cook Coordinate
BUT Butterscotch	CPI Pinnacle Walnut Coordinate
CIN Cinnamon	PRL Praline
CLA Classic	SAF Saffron
CCF Coffee Coordinate	SIE Sienna
CLL Collectors	CST Studio Teak Coordinate
CCR Cremello Coordinate	TOF Toffee
EAR Earthy	TRF Truffle
ESP Espresso	VEN Venetian
FLX Flax	CVI Vintage Coordinate
CFL Florence Walnut Coordinate	CWH Walnut Heights Coordinate
CFO Fossil Coordinate	CWE Weathered Ash Coordinate

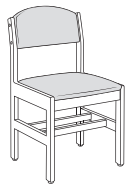
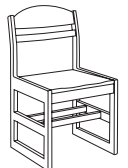
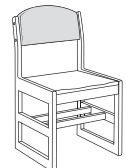

Color - Add \$38 list per item


BKD Backdrop	GRV Greek Villa
BFX Black Fox	GLF Gulf Stream
BWH Bright White	HTB Heartthrob
CGP Cargo Pants	NET Network Gray
CHT Chatroom	NWH Nonchalant White
DSY Daisy	PAR Paradise
DRG Daring	QXP Quixotic Plum
DYN Dynamo	RBZ Relic Bronze
ENG Enigma	SND Sandbank
FRR French Roast	STM Storm
GBY Georgian Bay	TRC Tricorn Black

Specifications

- Wood species - Red Oak or Maple.
- Two stretcher shelf for added stability.
- Seat is upholstered with 1" high density polyurethane foam.
- Back is upholstered front and back with 1" polyurethane foam.
- Mortise and tenon construction with corner blocks, glue and screws.
- Coordinating Children's collection. See page 6.
- Standard with rubber cushion metal glides (leg models only).

4 See a complete list of graded-in fabric manufacturers and patterns online visit jsifurniture.com. Contact Customer Service for additional fabric options.

Description	① Model	Specifications	List Price Per Grade																													
Armless 	58D Uph. Seat/Back · optional linking brackets - add \$36 list per chair · coordinating Children's collection - see page 6 · optional casters - add \$107 list for a set of 4 casters	<table border="1"> <thead> <tr> <th>Dimensions</th> <th>D</th> <th>W</th> <th>H</th> </tr> </thead> <tbody> <tr> <td>Overall</td> <td>22</td> <td>19</td> <td>34½</td> </tr> <tr> <td>Seat</td> <td>18</td> <td>17</td> <td>18¼</td> </tr> </tbody> </table>	Dimensions	D	W	H	Overall	22	19	34½	Seat	18	17	18¼	<table border="1"> <thead> <tr> <th>Upholstery</th> <th>Shipping</th> </tr> </thead> <tbody> <tr> <td>COM Ydg</td> <td>7/8 Ctn Wt 26</td> </tr> <tr> <td>COL Sq Ft</td> <td>15 Cu Ft 10</td> </tr> </tbody> </table>	Upholstery	Shipping	COM Ydg	7/8 Ctn Wt 26	COL Sq Ft	15 Cu Ft 10											
		Dimensions	D	W	H																											
Overall	22	19	34½																													
Seat	18	17	18¼																													
Upholstery	Shipping																															
COM Ydg	7/8 Ctn Wt 26																															
COL Sq Ft	15 Cu Ft 10																															
			<table border="1"> <tbody> <tr><td>COM</td><td>\$559</td></tr> <tr><td>A</td><td>\$579</td></tr> <tr><td>B</td><td>\$596</td></tr> <tr><td>COL/C</td><td>\$632</td></tr> <tr><td>D</td><td>\$676</td></tr> <tr><td>E</td><td>\$721</td></tr> <tr><td>F</td><td>\$769</td></tr> <tr><td>G</td><td>\$835</td></tr> <tr><td>H</td><td>\$906</td></tr> <tr><td>I</td><td>\$1,016</td></tr> <tr><td>J</td><td>\$1,148</td></tr> <tr><td>L1</td><td>\$847</td></tr> <tr><td>L2</td><td>\$918</td></tr> </tbody> </table>	COM	\$559	A	\$579	B	\$596	COL/C	\$632	D	\$676	E	\$721	F	\$769	G	\$835	H	\$906	I	\$1,016	J	\$1,148	L1	\$847	L2	\$918			
COM	\$559																															
A	\$579																															
B	\$596																															
COL/C	\$632																															
D	\$676																															
E	\$721																															
F	\$769																															
G	\$835																															
H	\$906																															
I	\$1,016																															
J	\$1,148																															
L1	\$847																															
L2	\$918																															
Armless Sled  	59A All Wood 59B Uph. Back · optional linking brackets - add \$36 list per chair · coordinating Children's collection - see page 6	<table border="1"> <thead> <tr> <th>Dimensions</th> <th>D</th> <th>W</th> <th>H</th> </tr> </thead> <tbody> <tr> <td>Overall</td> <td>22</td> <td>19</td> <td>34½</td> </tr> <tr> <td>Seat</td> <td>18½</td> <td>17</td> <td>18</td> </tr> </tbody> </table>	Dimensions	D	W	H	Overall	22	19	34½	Seat	18½	17	18	<table border="1"> <thead> <tr> <th>Upholstery</th> <th>Shipping</th> </tr> </thead> <tbody> <tr> <td>COM Ydg</td> <td>½ Ctn Wt 27</td> </tr> <tr> <td>COL Sq Ft</td> <td>6 Cu Ft 10</td> </tr> </tbody> </table>	Upholstery	Shipping	COM Ydg	½ Ctn Wt 27	COL Sq Ft	6 Cu Ft 10											
Dimensions		D	W	H																												
Overall	22	19	34½																													
Seat	18½	17	18																													
Upholstery	Shipping																															
COM Ydg	½ Ctn Wt 27																															
COL Sq Ft	6 Cu Ft 10																															
59A all wood 59B uph. back				<table border="1"> <tbody> <tr><td>All Wood</td><td>\$457</td></tr> <tr><td>COM</td><td>\$523</td></tr> <tr><td>A</td><td>\$535</td></tr> <tr><td>B</td><td>\$547</td></tr> <tr><td>COL/C</td><td>\$567</td></tr> <tr><td>D</td><td>\$592</td></tr> <tr><td>E</td><td>\$618</td></tr> <tr><td>F</td><td>\$643</td></tr> <tr><td>G</td><td>\$681</td></tr> <tr><td>H</td><td>\$724</td></tr> <tr><td>I</td><td>\$785</td></tr> <tr><td>J</td><td>\$861</td></tr> <tr><td>L1</td><td>\$689</td></tr> <tr><td>L2</td><td>\$730</td></tr> </tbody> </table>	All Wood	\$457	COM	\$523	A	\$535	B	\$547	COL/C	\$567	D	\$592	E	\$618	F	\$643	G	\$681	H	\$724	I	\$785	J	\$861	L1	\$689	L2	\$730
All Wood	\$457																															
COM	\$523																															
A	\$535																															
B	\$547																															
COL/C	\$567																															
D	\$592																															
E	\$618																															
F	\$643																															
G	\$681																															
H	\$724																															
I	\$785																															
J	\$861																															
L1	\$689																															
L2	\$730																															
Armless Sled 	59C Uph. Seat · optional linking brackets - add \$36 list per chair · coordinating Children's collection - see page 6	<table border="1"> <thead> <tr> <th>Dimensions</th> <th>D</th> <th>W</th> <th>H</th> </tr> </thead> <tbody> <tr> <td>Overall</td> <td>22</td> <td>19</td> <td>34½</td> </tr> <tr> <td>Seat</td> <td>18½</td> <td>17</td> <td>18</td> </tr> </tbody> </table>	Dimensions	D	W	H	Overall	22	19	34½	Seat	18½	17	18	<table border="1"> <thead> <tr> <th>Upholstery</th> <th>Shipping</th> </tr> </thead> <tbody> <tr> <td>COM Ydg</td> <td>¾ Ctn Wt 27</td> </tr> <tr> <td>COL Sq Ft</td> <td>9 Cu Ft 10</td> </tr> </tbody> </table>	Upholstery	Shipping	COM Ydg	¾ Ctn Wt 27	COL Sq Ft	9 Cu Ft 10											
Dimensions		D	W	H																												
Overall	22	19	34½																													
Seat	18½	17	18																													
Upholstery	Shipping																															
COM Ydg	¾ Ctn Wt 27																															
COL Sq Ft	9 Cu Ft 10																															
			<table border="1"> <tbody> <tr><td>COM</td><td>\$523</td></tr> <tr><td>A</td><td>\$539</td></tr> <tr><td>B</td><td>\$555</td></tr> <tr><td>COL/C</td><td>\$587</td></tr> <tr><td>D</td><td>\$623</td></tr> <tr><td>E</td><td>\$662</td></tr> <tr><td>F</td><td>\$702</td></tr> <tr><td>G</td><td>\$759</td></tr> <tr><td>H</td><td>\$818</td></tr> <tr><td>I</td><td>\$915</td></tr> <tr><td>J</td><td>\$1,028</td></tr> <tr><td>L1</td><td>\$771</td></tr> <tr><td>L2</td><td>\$832</td></tr> </tbody> </table>	COM	\$523	A	\$539	B	\$555	COL/C	\$587	D	\$623	E	\$662	F	\$702	G	\$759	H	\$818	I	\$915	J	\$1,028	L1	\$771	L2	\$832			
COM	\$523																															
A	\$539																															
B	\$555																															
COL/C	\$587																															
D	\$623																															
E	\$662																															
F	\$702																															
G	\$759																															
H	\$818																															
I	\$915																															
J	\$1,028																															
L1	\$771																															
L2	\$832																															

Description	1 Model	Specifications				List Price Per Grade	
Armless Sled 	59D Uph. Seat/Back · optional linking brackets - add \$36 list per chair · coordinating Children's collection - see page 6	Dimensions				COM	\$568
		Overall	22	19	34 1/2		A
		Seat	18 1/2	17	18	B	\$606
		Upholstery		Shipping		COL/C	\$641
		COM Ydg	7/8	Ctn Wt	27	D	\$686
		COL Sq Ft	15	Cu Ft	10	E	\$730
						F	\$776
						G	\$843
						H	\$915
						I	\$1,026
				J	\$1,159		
				L1	\$856		
				L2	\$928		

CLASSMATE

To Order, Specify:

- 1 Model Number
- 2 Wood Species - Red Oak (RO) or Maple (M)
- 3 Wood Finish/Color
- 4 Fabric Selection - vendor, pattern and color
- 5 Optional Linking Brackets - add \$36 list per chair
- 6 Optional Rubber Cushion Nylon Glides - no upcharge

LEG MODELS ONLY

3 Wood Finish/Color Options:

CAG Aged Ash Coordinate	CGR Graphite Coordinate
ALM Ale Medium	HRV Harvest
AUB Auburn	CHL High Line Coordinate
BRL Barley	CKC Khaki Coordinate
CBE Blonde Echo Coordinate	LGC Legacy
BBM Bourbon Medium	MCH Mocha
CBZ Brazilwood Coordinate	NTO Night Owl
BRM Brighton Medium	COA Oatmeal Cook Coordinate
BUT Butterscotch	CPI Pinnacle Walnut Coordinate
CIN Cinnamon	PRL Praline
CLA Classic	SAF Saffron
CCF Coffee Coordinate	SIE Sienna
CLL Collectors	CST Studio Teak Coordinate
CCR Cremello Coordinate	TOF Toffee
EAR Earthy	TRF Truffle
ESP Espresso	VEN Venetian
FLX Flax	CVI Vintage Coordinate
CFL Florence Walnut Coordinate	CWH Walnut Heights Coordinate
CFO Fossil Coordinate	CWE Weathered Ash Coordinate

Color - Add \$38 list per item

BKD Backdrop	GRV Greek Villa
BFX Black Fox	GLF Gulf Stream
BWH Bright White	HTB Heartthrob
CGP Cargo Pants	NET Network Gray
CHT Chatroom	NWH Nonchalant White
DSY Daisy	PAR Paradise
DRG Daring	QXP Quixotic Plum
DYN Dynamo	RBZ Relic Bronze
ENG Enigma	SND Sandbank
FRR French Roast	STM Storm
GBY Georgian Bay	TRC Tricorn Black

Specifications

- Wood species - Red Oak or Maple.
- Two stretcher shelf for added stability.
- Seat is upholstered with 1" high density polyurethane foam.
- Back is upholstered front and back with 1" polyurethane foam.
- Mortise and tenon construction with corner blocks, glue and screws.
- Coordinating Children's collection. See page 6.
- Standard with rubber cushion metal glides (leg models only).

- 4 See a complete list of graded-in fabric manufacturers and patterns online visit jsifurniture.com. Contact Customer Service for additional fabric options.

Classmate Children's Order Check List:



Specify:

- 1. Model Number
- 2. Wood Species - Red Oak (RO) or Maple (M)
- 3. Wood Finish/Color
- 4. Fabric Selection - vendor, pattern and color
- 5. Optional Linking Brackets - add \$36 list per chair
- 6. Optional Casters - add \$107 list; standard seat height maintained; **LEG MODELS ONLY**
- 7. Optional Rubber Cushion Nylon Glides - no upcharge; **LEG MODELS ONLY**

Example:

56C (model #)	RO (wood species)	HEN (finish)	MOMENTUM (fabric vendor)	VOX (pattern name)	MYSTIC (pattern color)
-------------------------	-----------------------------	------------------------	------------------------------------	------------------------------	----------------------------------

1. Model Number

2. Wood Species - Red Oak (RO) or Maple (M)

3. Wood Finish/Color Options:

Red Oak

BRW Brownie	ECU Ecu
CAN Canyon	HEN Henna
CIT Citron	HNY Honey
DES Desert	NUT Nut Brown

Maple

CAG Aged Ash Coordinate	CGR Graphite Coordinate
ALM Ale Medium	HRV Harvest
AUB Auburn	CHL High Line Coordinate
BRL Barley	CKC Khaki Coordinate
CBE Blonde Echo Coordinate	LGC Legacy
BBM Bourbon Medium	MCH Mocha
CBZ Brazilwood Coordinate	NTO Night Owl
BRM Brighton Medium	COA Oatmeal Cookie Coordinate
BUT Butterscotch	CPI Pinnacle Walnut Coordinate
CIN Cinnamon	PRL Praline
CLA Classic	SAF Saffron
CCF Coffee Coordinate	SIE Sienna
CLL Collectors	CST Studio Teak Coordinate
CCR Cremello Coordinate	TOF Toffee
EAR Earthy	TRF Truffle
ESP Espresso	VEN Venetian
FLX Flax	CVI Vintage Coordinate
CFL Florence Walnut Coordinate	CWH Walnut Heights Coordinate
CFO Fossil Coordinate	CWE Weathered Ash Coordinate

Color - Add \$38 list per item

BKD Backdrop	GRV Greek Villa
BFX Black Fox	GLF Gulf Stream
BWH Bright White	HTB Heartthrob
CGP Cargo Pants	NET Network Gray
CHT Chatroom	NWH Nonchalant White
DSY Daisy	PAR Paradise
DRG Daring	QXP Quixotic Plum
DYN Dynamo	RBZ Relic Bronze
ENG Enigma	SND Sandbank
FRR French Roast	STM Storm
GBY Georgian Bay	TRC Tricorn Black

4. Fabric Selection - Please supply the following:

- Fabric vendor
- Pattern name
- Pattern color

[For a complete list of JSI Graded-In Fabric click here](#)

When specifying contrasting upholstery, indicate clearly which upholstery is to be applied to the seat and back. Use higher grade pricing.

- Indicate direction of fabric - Railroaded or Up the Roll
- Please provide illustration, if available

All COM orders must include the following:

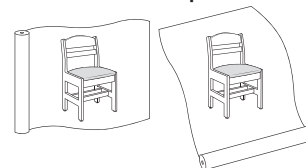
- Vendor's name, pattern name and color
- Sample of the fabric attached to order
- Model numbers of items for fabric application
- Special application instructions (e.g., all stripes will be applied front to back unless specified otherwise)
- Customer and purchase order number

Ship prepaid COM

material to:
 JSI
 Attn: COM Department
 201 East Martin Street
 Receiving B, Dock 71
 Orleans, IN 47452

Application of fabric:

Railroaded Up the Roll





All COM orders will ship at standard lead time from receipt of COM except for orders requiring special custom matched finishes.


5. Optional Linking Brackets - add \$36 list per chair



6. Optional Casters - Add \$107 list; standard seat height maintained. LEG MODELS ONLY

7. Optional Rubber Cushion Nylon Glides - no upcharge LEG MODELS ONLY

Description	Model	Specifications			List Price Per Grade		
		Dimensions	D	W	H		
Armless 14" h	54A All Wood	Overall	15	15	26 1/4	All Wood	\$410
	54B Uph. Back					COM	\$476
 54A all wood	 54B uph. back	Seat	13	13	14	A	\$490
		Upholstery		Shipping		B	\$501
		COM Ydg	1/2	Ctn Wt	17	COL/C	\$520
		COL Sq Ft	6	Cu Ft	4	D	\$545
						E	\$570
						F	\$596
						G	\$636
						H	\$676
						I	\$740
						J	\$815
						L1	\$642
						L2	\$683

Description	Model	Specifications			List Price Per Grade		
		Dimensions	D	W	H		
Armless 14" h	54C Uph. Seat	Overall	15	15	26 1/4	COM	\$476
	A					\$491	
		Seat	13	13	14	B	\$505
	Upholstery		Shipping		COL/C	\$532	
		COM Ydg	2/3	Ctn Wt	17	D	\$566
		COL Sq Ft	8	Cu Ft	4	E	\$599
						F	\$636
						G	\$686
						H	\$740
						I	\$824
						J	\$925
						L1	\$698
						L2	\$751

To Order, Specify:

- 1 Model Number
- 2 Wood Species - Red Oak (RO) or Maple (M)
- 3 Wood Finish/Color
- 4 Fabric Selection - vendor, pattern and color
- 5 Optional Linking Brackets - add \$36 list per chair
- 6 Optional Casters - add \$107 list; standard seat height maintained. **LEG MODELS ONLY**
- 7 Optional Rubber Cushion Nylon Glides - no upcharge **LEG MODELS ONLY**

3 Wood Finish/Color Options:

- | | |
|--------------------------------|--------------------------------|
| CAG Aged Ash Coordinate | CGR Graphite Coordinate |
| ALM Ale Medium | HRV Harvest |
| AUB Auburn | CHL High Line Coordinate |
| BRL Barley | CKC Khaki Coordinate |
| CBE Blonde Echo Coordinate | LGC Legacy |
| BBM Bourbon Medium | MCH Mocha |
| CBZ Brazilwood Coordinate | NTO Night Owl |
| BRM Brighton Medium | COA Oatmeal Cook Coordinate |
| BUT Butterscotch | CPI Pinnacle Walnut Coordinate |
| CIN Cinnamon | PRL Praline |
| CLA Classic | SAF Saffron |
| CCF Coffee Coordinate | SIE Sienna |
| CLL Collectors | CST Studio Teak Coordinate |
| CCR Cremello Coordinate | TOF Toffee |
| EAR Earthy | TRF Truffle |
| ESP Espresso | VEN Venetian |
| FLX Flax | CVI Vintage Coordinate |
| CFL Florence Walnut Coordinate | CWH Walnut Heights Coordinate |
| CFO Fossil Coordinate | CWE Weathered Ash Coordinate |






Color - Add \$38 list per item



- | | |
|------------------|----------------------|
| BKD Backdrop | GRV Greek Villa |
| BFX Black Fox | GLF Gulf Stream |
| BWH Bright White | HTB Heartthrob |
| CGP Cargo Pants | NET Network Gray |
| CHT Chatroom | NWH Nonchalant White |
| DSY Daisy | PAR Paradise |
| DRG Daring | QXP Quixotic Plum |
| DYN Dynamo | RBZ Relic Bronze |
| ENG Enigma | SND Sandbank |
| FRR French Roast | STM Storm |
| GBY Georgian Bay | TRC Tricorn Black |


Specifications

- Wood species - Red Oak or Maple.
- Two stretcher shelf for added stability.
- Seat is upholstered with 1 1/2" high density polyurethane foam.
- Back is upholstered front and back with 1" polyurethane foam.
- Mortise and tenon construction with corner blocks, glue and screws.
- Features rounded corners for added safety.
- Standard with rubber cushion metal glides (leg models only).
- Coordinating adult collection. See page 2.

4 See a complete list of graded-in fabric manufacturers and patterns online visit jsifurniture.com. Contact Customer Service for additional fabric options.

Description	① Model	Specifications				List Price Per Grade	
Armless 14" h 	54D Uph. Seat/Back	Dimensions		D	W	H	COM \$534
		Overall	15	15	26 1/4	A \$553	
		Seat	13	13	14	B \$571	
		Upholstery		Shipping		COL/C \$606	
		COM Ydg	7/8	Ctn Wt	17	D \$651	
		COL Sq Ft	14	Cu Ft	4	E \$698	
						F \$744	
						G \$809	
						H \$881	
						I \$990	
				J \$1,124			
				L1 \$822			
				L2 \$893			
Armless 14" h 	55A All Wood	Dimensions		D	W	H	All Wood \$424
		Overall	15	15	26 1/4	COM \$486	
		Seat	13	13	14	A \$501	
		Upholstery		Shipping		B \$511	
		COM Ydg	1/2	Ctn Wt	18	COL/C \$531	
		COL Sq Ft	6	Cu Ft	4	D \$555	
						E \$583	
						F \$610	
						G \$644	
						H \$687	
				I \$751			
				J \$827			
				L1 \$655			
				L2 \$697			
Armless 14" h 	55B Uph. Back	Dimensions		D	W	H	All Wood \$424
		Overall	15	15	26 1/4	COM \$486	
		Seat	13	13	14	A \$501	
		Upholstery		Shipping		B \$511	
		COM Ydg	1/2	Ctn Wt	18	COL/C \$531	
		COL Sq Ft	6	Cu Ft	4	D \$555	
						E \$583	
						F \$610	
						G \$644	
						H \$687	
				I \$751			
				J \$827			
				L1 \$655			
				L2 \$697			
Armless 14" h 	55C Uph. Seat	Dimensions		D	W	H	COM \$486
		Overall	15	15	26 1/4	A \$502	
		Seat	13	13	14	B \$516	
		Upholstery		Shipping		COL/C \$544	
		COM Ydg	2/3	Ctn Wt	18	D \$577	
		COL Sq Ft	8	Cu Ft	4	E \$611	
						F \$644	
						G \$699	
						H \$751	
						I \$836	
				J \$938			
				L1 \$707			
				L2 \$761			
Armless 14" h 	55D Uph. Seat/Back	Dimensions		D	W	H	COM \$546
		Overall	15	15	26 1/4	A \$566	
		Seat	13	13	14	B \$586	
		Upholstery		Shipping		COL/C \$620	
		COM Ydg	7/8	Ctn Wt	18	D \$664	
		COL Sq Ft	14	Cu Ft	4	E \$708	
						F \$754	
						G \$821	
						H \$892	
						I \$1,004	
				J \$1,137			
				L1 \$836			
				L2 \$907			

Description	Model	Specifications			List Price Per Grade		
		Dimensions	D	W	H		
Armless 16"h	56A All Wood	Overall	17 1/2	17	29 1/2	All Wood	\$424
	56B Uph. Back					COM	\$486
 56A all wood	 56B uph. back	Seat	14 1/2	15	16	A	\$501
		Upholstery		Shipping		B	\$511
		COM Ydg	1/2	Ctn Wt	22	COL/C	\$531
		COL Sq Ft	6	Cu Ft	7	D	\$555
						E	\$583
						F	\$610
						G	\$644
						H	\$687
						I	\$751
						J	\$827
						L1	\$655
						L2	\$697

Description	Model	Specifications			List Price Per Grade		
		Dimensions	D	W	H		
Armless 16"h	56C Uph. Seat	Overall	17 1/2	17	29 1/2	COM	\$486
						COM	\$502
		Seat	14 1/2	15	16	B	\$516
		Upholstery		Shipping		COL/C	\$544
		COM Ydg	2/3	Ctn Wt	22	D	\$577
		COL Sq Ft	8	Cu Ft	7	E	\$611
						F	\$644
						G	\$699
						H	\$751
						I	\$836
						J	\$938
						L1	\$707
						L2	\$761

To Order, Specify:

- 1 Model Number
- 2 Wood Species - Red Oak (RO) or Maple (M)
- 3 Wood Finish/Color
- 4 Fabric Selection - vendor, pattern and color
- 5 Optional Linking Brackets - add \$36 list per chair
- 6 Optional Casters - add \$107 list; standard seat height maintained. **LEG MODELS ONLY**
- 7 Optional Rubber Cushion Nylon Glides - no upcharge **LEG MODELS ONLY**

3 Wood Finish/Color Options:

- | | |
|--------------------------------|--------------------------------|
| CAG Aged Ash Coordinate | CGR Graphite Coordinate |
| ALM Ale Medium | HRV Harvest |
| AUB Auburn | CHL High Line Coordinate |
| BRL Barley | CKC Khaki Coordinate |
| CBE Blonde Echo Coordinate | LGC Legacy |
| BBM Bourbon Medium | MCH Mocha |
| CBZ Brazilwood Coordinate | NTO Night Owl |
| BRM Brighton Medium | COA Oatmeal Cook Coordinate |
| BUT Butterscotch | CPI Pinnacle Walnut Coordinate |
| CIN Cinnamon | PRL Praline |
| CLA Classic | SAF Saffron |
| CCF Coffee Coordinate | SIE Sienna |
| CLL Collectors | CST Studio Teak Coordinate |
| CCR Cremello Coordinate | TOF Toffee |
| EAR Earthy | TRF Truffle |
| ESP Espresso | VEN Venetian |
| FLX Flax | CVI Vintage Coordinate |
| CFL Florence Walnut Coordinate | CWH Walnut Heights Coordinate |
| CFO Fossil Coordinate | CWE Weathered Ash Coordinate |





Color - Add \$38 list per item


- | | |
|------------------|----------------------|
| BKD Backdrop | GRV Greek Villa |
| BFX Black Fox | GLF Gulf Stream |
| BWH Bright White | HTB Heartthrob |
| CGP Cargo Pants | NET Network Gray |
| CHT Chatroom | NWH Nonchalant White |
| DSY Daisy | PAR Paradise |
| DRG Daring | QXP Quixotic Plum |
| DYN Dynamo | RBZ Relic Bronze |
| ENG Enigma | SND Sandbank |
| FRR French Roast | STM Storm |
| GBY Georgian Bay | TRC Tricorn Black |

Specifications

- Wood species - Red Oak or Maple.
- Two stretcher shelf for added stability.
- Seat is upholstered with 1 1/2" high density polyurethane foam.
- Back is upholstered front and back with 1" polyurethane foam.
- Mortise and tenon construction with corner blocks, glue and screws.
- Features rounded corners for added safety.
- Standard with rubber cushion metal glides (leg models only).
- Coordinating adult collection. See page 2.

4 See a complete list of graded-in fabric manufacturers and patterns online visit jsifurniture.com. Contact Customer Service for additional fabric options.

Description	① Model	Specifications				List Price Per Grade	
Armless 16" h 	56D Uph. Seat/Back	Dimensions		D	W	H	COM \$546
		Overall	17 ½	17	29 ½	A \$566	
		Seat	14 ½	15	16	B \$586	
		Upholstery		Shipping		COL/C \$620	
		COM Ydg	7/8	Ctn Wt	22	D \$664	
		COL Sq Ft	14	Cu Ft	7	E \$708	
						F \$754	
						G \$821	
						H \$892	
						I \$1,004	
				J \$1,137			
				L1 \$836			
				L2 \$907			
Armless 16" h   57A all wood 57B uph. back	57A All Wood 57B Uph. Back	Dimensions		D	W	H	All Wood \$436
		Overall	17 ½	17	29 ½	COM \$502	
		Seat	14 ½	15	16	A \$515	
		Upholstery		Shipping		B \$527	
		COM Ydg	½	Ctn Wt	23	COL/C \$546	
		COL Sq Ft	6	Cu Ft	7	D \$570	
						E \$596	
						F \$624	
						G \$663	
						H \$702	
				I \$765			
				J \$842			
				L1 \$668			
				L2 \$709			
Armless 16" h 	57C Uph. Seat	Dimensions		D	W	H	COM \$502
		Overall	17 ½	17	29 ½	A \$516	
		Seat	14 ½	15	16	B \$532	
		Upholstery		Shipping		COL/C \$559	
		COM Ydg	2/3	Ctn Wt	23	D \$592	
		COL Sq Ft	8	Cu Ft	7	E \$625	
						F \$663	
						G \$713	
						H \$765	
						I \$850	
				J \$952			
				L1 \$723			
				L2 \$776			

Description	Model	Specifications				List Price Per Grade	
		Dimensions	D	W	H	COM	
Armless 16"h	57D Uph. Seat/Back	Overall	17 ½	17	29 ½	A	\$574
		Seat	14 ½	15	16	B	\$593
		Upholstery		Shipping		COL/C	\$629
		COM Ydg	7/8	Ctn Wt	23	D	\$674
		COL Sq Ft	14	Cu Ft	7	E	\$717
						F	\$763
						G	\$832
						H	\$899
						I	\$1,014
						J	\$1,145
				L1	\$844		
				L2	\$916		

CLASSMATE

To Order, Specify:

- 1 Model Number
- 2 Wood Species - Red Oak (RO) or Maple (M)
- 3 Wood Finish/Color
- 4 Fabric Selection - vendor, pattern and color
- 5 Optional Linking Brackets - add \$36 list per chair
- 6 Optional Casters - add \$107 list; standard seat height maintained. **LEG MODELS ONLY**
- 7 Optional Rubber Cushion Nylon Glides - no upcharge **LEG MODELS ONLY**

3 Wood Finish/Color Options:

- | | |
|--------------------------------|--------------------------------|
| CAG Aged Ash Coordinate | CGR Graphite Coordinate |
| ALM Ale Medium | HRV Harvest |
| AUB Auburn | CHL High Line Coordinate |
| BRL Barley | CKC Khaki Coordinate |
| CBE Blonde Echo Coordinate | LGC Legacy |
| BBM Bourbon Medium | MCH Mocha |
| CBZ Brazilwood Coordinate | NTO Night Owl |
| BRM Brighton Medium | COA Oatmeal Cook Coordinate |
| BUT Butterscotch | CPI Pinnacle Walnut Coordinate |
| CIN Cinnamon | PRL Praline |
| CLA Classic | SAF Saffron |
| CCF Coffee Coordinate | SIE Sienna |
| CLL Collectors | CST Studio Teak Coordinate |
| CCR Cremello Coordinate | TOF Toffee |
| EAR Earthy | TRF Truffle |
| ESP Espresso | VEN Venetian |
| FLX Flax | CVI Vintage Coordinate |
| CFL Florence Walnut Coordinate | CWH Walnut Heights Coordinate |
| CFO Fossil Coordinate | CWE Weathered Ash Coordinate |

Color - Add \$38 list per item

- | | |
|------------------|----------------------|
| BKD Backdrop | GRV Greek Villa |
| BFX Black Fox | GLF Gulf Stream |
| BWH Bright White | HTB Heartthrob |
| CGP Cargo Pants | NET Network Gray |
| CHT Chatroom | NWH Nonchalant White |
| DSY Daisy | PAR Paradise |
| DRG Daring | QXP Quixotic Plum |
| DYN Dynamo | RBZ Relic Bronze |
| ENG Enigma | SND Sandbank |
| FRR French Roast | STM Storm |
| GBY Georgian Bay | TRC Tricorn Black |

Specifications

- Wood species - Red Oak or Maple.
- Two stretcher shelf for added stability.
- Seat is upholstered with 1 ½" high density polyurethane foam.
- Back is upholstered front and back with 1" polyurethane foam.
- Mortise and tenon construction with corner blocks, glue and screws.
- Features rounded corners for added safety.
- Standard with rubber cushion metal glides (leg models only).
- Coordinating adult collection. See page 2.

4 See a complete list of graded-in fabric manufacturers and patterns online visit jsifurniture.com. Contact Customer Service for additional fabric options.

Collegian & Collegian II Order Check List:



Coordinating Children's collection. See page 6.

Specify:

- 1. Model Number
- 2. Wood Species - Red Oak (RO)
- 3. Wood Finish/Color
- 4. Fabric Selection - vendor, pattern and color
- 5. Optional Rubber Cushion Nylon Glides - no upcharge

Example:

1098C (model #)	RO (wood species)	HEN (finish)	MOMENTUM (fabric vendor)	VOX (pattern name)	MYSTIC (pattern color)
---------------------------	-----------------------------	------------------------	------------------------------------	------------------------------	----------------------------------

1. Model Number

2. Wood Species - Red Oak (RO)

3. Wood Finish/Color Options:

BRW Brownie	ECU Ecu
CAN Canyon	HEN Henna
CIT Citron	HNY Honey
DES Desert	NUT Nut Brown

Color - Add \$38 list per item

BKD Backdrop	GRV Greek Villa
BFX Black Fox	GLF Gulf Stream
BWH Bright White	HTB Heartthrob
CGP Cargo Pants	NET Network Gray
CHT Chatroom	NWH Nonchalant White
DSY Daisy	PAR Paradise
DRG Daring	QXP Quixotic Plum
DYN Dynamo	RBZ Relic Bronze
ENG Enigma	SND Sandbank
FRR French Roast	STM Storm
GBY Georgian Bay	TRC Tricorn Black

4. Fabric Selection - Please supply the following:

- Fabric vendor
- Pattern name
- Pattern color

[For a complete list of JSI Graded-In Fabric click here](#)

All COM orders must include the following:

- Vendor's name, pattern name and color
- Sample of the fabric attached to order
- Model numbers of items for fabric application
- Special application instructions (e.g., all stripes will be applied front to back unless specified otherwise)
- Customer and purchase order number

Ship prepaid COM material to:
 JSI
 Attn: COM Department
 201 East Martin Street
 Receiving B, Dock 71
 Orleans, IN 47452

Application of fabric:
 Railroaded Up the Roll





All COM orders will ship at standard lead time from receipt of COM except for orders requiring special custom matched finishes.



5. Optional Laser Engraving Back Imprint - available on models 753A/C. See page 29 of Seating Price List V2 for details.



- Specify:**
- location - inside/outside of back.
 - size of design

6. Optional Laser Cut Out Available - available on models 753A/C. Specify location and size. See page 29 of Seating Price List V2 for details..

Description	Model	Specifications				List Price Per Grade	
		Dimensions	D	W	H	All Wood	COM
Armless Vertical Slat   1098A all wood 1098C uph. seat	1098A All Wood 1098C Uph. Seat · vertical slat back · casters not available · coordinating Children's collection - see page 6	Overall	19 1/2	18 1/4	33 1/2	\$388	\$469
		Seat	15	18 1/4	18		\$485
		Upholstery		Shipping		\$531	\$531
		COM Ydg	3/4	Ctn Wt	20	\$569	\$569
		COL Sq Ft	9	Cu Ft	9	\$608	\$608
						\$646	\$646
						\$704	\$704
						\$765	\$765
						\$860	\$860
						\$975	\$975
						\$716	\$716
						\$776	\$776

Description	Model	Specifications				List Price Per Grade	
		Dimensions	D	W	H	All Wood	COM
Armless Horizontal Slat   1218A all wood 1218C uph. seat	1218A All Wood 1218C Uph. Seat · horizontal slat back · casters not available · coordinating Children's collection - see page 6	Overall	19 1/2	18 1/4	33 1/2	\$388	\$469
		Seat	15	18 1/4	18		\$485
		Upholstery		Shipping		\$531	\$531
		COM Ydg	3/4	Ctn Wt	20	\$569	\$569
		COL Sq Ft	9	Cu Ft	9	\$608	\$608
						\$646	\$646
						\$704	\$704
						\$765	\$765
						\$860	\$860
						\$975	\$975
						\$716	\$716
						\$776	\$776

To Order, Specify:

- Model Number
- Wood Species - Red Oak (RO)
- Wood Finish/Color
- Fabric Selection - vendor, pattern and color
- Optional Rubber Cushion Nylon Glides - no upcharge

Wood Finish/Color Options:

BRW	Brownie	ECU	Ecru
CAN	Canyon	HEN	Henna
CIT	Citron	HNY	Honey
DES	Desert	NUT	Nut Brown

Color - Add \$38 list per item

BKD	Backdrop	GRV	Greek Villa
BFX	Black Fox	GLF	Gulf Stream
BWH	Bright White	HTB	Hearthrob
CGP	Cargo Pants	NET	Network Gray
CHT	Chatroom	NWH	Nonchalant White
DSY	Daisy	PAR	Paradise
DRG	Daring	QXP	Quixotic Plum
DYN	Dynamo	RBZ	Relic Bronze
ENG	Enigma	SND	Sandbank
FRR	French Roast	STM	Storm
GBY	Georgian Bay	TRC	Tricorn Black

Specifications

- Wood species - Red Oak.
- Seat is upholstered with 1" high density polyurethane foam.
- Mortise and tenon construction with corner blocks, glue and screws.
- Coordinating Children's collection. See page 6.
- Standard with rubber cushion metal glides.

- See a complete list of graded-in fabric manufacturers and patterns online visit jsifurniture.com. Contact Customer Service for additional fabric options.

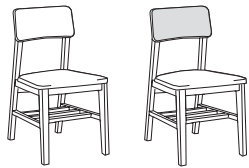
Description

① Model

Specifications

List Price Per Grade

Armless Solid Back



753A
all wood

753B
uph. back

753A All Wood

753B Uph. Back

- optional laser engraving back imprint, specify location and size - see page 29 of Seating Price List V2 for details. (A model only)
- when using contrasting upholstery, indicate application and use higher grade pricing

Dimensions	D	W	H
Overall	20	18 ¼	32 ¼
Seat	16	18 ¼	17 ¾
Upholstery		Shipping	
COM Ydg	¾	Ctn Wt	20
COL Sq Ft	8	Cu Ft	9

All Wood	\$409
COM	\$474
A	\$490
B	\$504
COL/C	\$530
D	\$564
E	\$598
F	\$635
G	\$683
H	\$738
I	\$822
J	\$923
L1	\$697
L2	\$750

Armless Solid Back




753C Uph. Seat

- optional laser engraving back imprint, specify location and size - see page 29 of Seating Price List V2 for details.
- when using contrasting upholstery, indicate application and use higher grade pricing

Dimensions	D	W	H
Overall	20	18 ¼	32 ¼
Seat	16	18 ¼	17 ¾
Upholstery		Shipping	
COM Ydg	¾	Ctn Wt	20
COL Sq Ft	9	Cu Ft	9

COM	\$474
A	\$491
B	\$507
COL/C	\$537
D	\$574
E	\$615
F	\$654
G	\$709
H	\$772
I	\$867
J	\$980
L1	\$723
L2	\$782

Description	Model	Specifications				List Price Per Grade	
		Dimensions	D	W	H	COM	COL/C
Armless Solid Back 	753D Uph. Seat/Back when using contrasting upholstery, indicate application and use higher grade pricing	Overall	20	18 ¼	32 ¼	\$520	
		Seat	16	18 ¼	17 ¾		
		Upholstery		Shipping			
		COM Ydg	¾	Ctn Wt	20		
		COL Sq Ft	17	Cu Ft	9		
						A	\$537
						B	\$554
							\$586
						D	\$622
						E	\$661
						F	\$701
						G	\$757
						H	\$817
						I	\$914
						J	\$1,027
						L1	\$770
						L2	\$831

COLLEGIAN

To Order, Specify:

- 1 Model Number
- 2 Wood Species - Red Oak (RO)
- 3 Wood Finish/Color
- 4 Fabric Selection - vendor, pattern and color
- 5 Optional laser engraving back imprint—specify location and size; see page 29 of Seating Price List V2 for details.
(A and C MODELS ONLY)
- 6 Optional Rubber Cushion Nylon Glides - no upcharge

3 Wood Finish/Color Options:

BRW	Brownie	ECU	Ecru
CAN	Canyon	HEN	Henna
CIT	Citron	HNY	Honey
DES	Desert	NUT	Nut Brown

Color - Add \$38 list per item

BKD	Backdrop	GRV	Greek Villa
BFX	Black Fox	GLF	Gulf Stream
BWH	Bright White	HTB	Hearthrob
CGP	Cargo Pants	NET	Network Gray
CHT	Chatroom	NWH	Nonchalant White
DSY	Daisy	PAR	Paradise
DRG	Daring	QXP	Quixotic Plum
DYN	Dynamo	RBZ	Relic Bronze
ENG	Enigma	SND	Sandbank
FRR	French Roast	STM	Storm
GBY	Georgian Bay	TRC	Tricorn Black

Specifications

- Wood species - Red Oak.
- Seat is upholstered with 1" high density polyurethane foam.
- Mortise and tenon construction with corner blocks, glue and screws.
- Standard with rubber cushion metal glides.

- 4 See a complete list of graded-in fabric manufacturers and patterns online visit jsifurniture.com. Contact Customer Service for additional fabric options.

Collegian Children's Order Check List:



Coordinating adult collection. See page 2.

Specify:

- 1. Model Number
- 2. Wood Species - Red Oak (RO)
- 3. Wood Finish/Color
- 4. Fabric Selection - vendor, pattern and color
- 5. Optional FRONT LEG Casters - add \$57 list
- 6. Optional Rubber Cushion Nylon Glides - no upcharge

Example:

1206C (model #)	RO (wood species)	HEN (finish)	MOMENTUM (fabric vendor)	VOX (pattern name)	MYSTIC (pattern color)
---------------------------	-----------------------------	------------------------	------------------------------------	------------------------------	----------------------------------

1. Model Number

2. Wood Species - Red Oak (RO)

3. Wood Finish/Color Options:

BRW Brownie	ECU Ecu
CAN Canyon	HEN Henna
CIT Citron	HNY Honey
DES Desert	NUT Nut Brown

Color - Add \$36 list per item

BKD Backdrop	GRV Greek Villa
BFX Black Fox	GLF Gulf Stream
BWH Bright White	HTB Heartthrob
CGP Cargo Pants	NET Network Gray
CHT Chatroom	NWH Nonchalant White
DSY Daisy	PAR Paradise
DRG Daring	QXP Quixotic Plum
DYN Dynamo	RBZ Relic Bronze
ENG Enigma	SND Sandbank
FRR French Roast	STM Storm
GBY Georgiant Bay	TRC Tricorn Black

4. Fabric Selection - Please supply the following:

- Fabric vendor
- Pattern name
- Pattern color

[For a complete list of JSI Graded-In Fabric click here](#)

When specifying contrasting upholstery, indicate clearly which upholstery is to be applied to the seat and back. Use higher grade pricing.

- Indicate direction of fabric - Railroaded or Up the Roll
- Please provide illustration, if available

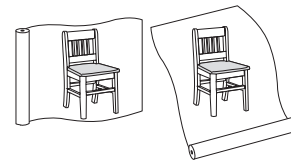
All COM orders must include the following:

- Vendor's name, pattern name and color
- Sample of the fabric attached to order
- Model numbers of items for fabric application
- Special application instructions (e.g., all stripes will be applied front to back unless specified otherwise)
- Customer and purchase order number

Ship prepaid COM material to:

JSI
Attn: COM Department
201 East Martin Street
Receiving B, Dock 71
Orleans, IN 47452



Application of fabric:
Railroaded Up the Roll





All COM orders will ship at standard lead time from receipt of COM except for orders requiring special custom matched finishes.

5. Optional FRONT LEG Casters - add \$57 list

6. Optional Rubber Cushion Nylon Glides - no upcharge

Description	Model	Specifications				List Price Per Grade	
Armless 12" h   1092A all wood 1092C uph. seat	1092A All Wood 1092C Uph. Seat optional front leg casters available - add \$57 list for set of 2 casters	Dimensions		D	W	H	All Wood \$329
		Overall	12 1/2	13 3/4	23 1/2	COM \$415	
		Seat	10 1/2	13 3/4	12	A \$429	B \$448
		Upholstery		Shipping		COL/C \$476	D \$514
		COM Ydg	3/4	Ctn Wt	12	E \$552	F \$592
		COL Sq Ft	9	Cu Ft	4	G \$648	H \$709
						I \$805	J \$919
						L1 \$662	L2 \$723

Description	Model	Specifications				List Price Per Grade	
Armless 14" h   1094A all wood 1094C uph. seat	1094A All Wood 1094C Uph. Seat optional front leg casters available - add \$57 list for set of 2 casters	Dimensions		D	W	H	All Wood \$353
		Overall	13	13 3/4	25 1/2	COM \$431	
		Seat	10 1/2	13 3/4	14	A \$448	B \$463
		Upholstery		Shipping		COL/C \$495	D \$531
		COM Ydg	3/4	Ctn Wt	12	E \$569	F \$611
		COL Sq Ft	9	Cu Ft	4	G \$667	H \$727
						I \$822	J \$938
						L1 \$678	L2 \$740

To Order, Specify:

- 1 Model Number
- 2 Wood Species - Red Oak (RO)
- 3 Wood Finish/Color
- 4 Fabric Selection - vendor, pattern and color
- 5 Optional FRONT LEG Casters - add \$57 list
- 6 Optional Rubber Cushion Nylon Glides - no upcharge

3 Wood Finish/Color Options:

- | | | | |
|-----|---------|-----|-----------|
| BRW | Brownie | ECU | Ecru |
| CAN | Canyon | HEN | Henna |
| CIT | Citron | HNY | Honey |
| DES | Desert | NUT | Nut Brown |



Color - Add \$38 list per item



- | | | | |
|-----|--------------|-----|------------------|
| BKD | Backdrop | GRV | Greek Villa |
| BFX | Black Fox | GLF | Gulf Stream |
| BWH | Bright White | HTB | Heartthrob |
| CGP | Cargo Pants | NET | Network Gray |
| CHT | Chatroom | NWH | Nonchalant White |
| DSY | Daisy | PAR | Paradise |
| DRG | Daring | QXP | Quixotic Plum |
| DYN | Dynamo | RBZ | Relic Bronze |
| ENG | Enigma | SND | Sandbank |
| FRR | French Roast | STM | Storm |
| GBY | Georgian Bay | TRC | Tricorn Black |



Specifications



- Wood species - Red Oak
- Seat is upholstered with 1" high density polyurethane foam.
- Mortise and tenon construction with corner blocks, glue and screws.
- Standard with rubber cushion metal glides.
- Coordinating adult collection. See page 2

4 See a complete list of graded-in fabric manufacturers and patterns online visit jsifurniture.com. Contact Customer Service for additional fabric options.

Description	① Model	Specifications				List Price Per Grade
Armless 16" h	1096A All Wood 1096C Uph. Seat · optional front leg casters available - add \$57 list for set of 2 casters	Dimensions	D	W	H	All Wood \$367
		Overall	15 1/4	15	29 1/4	COM \$452
		Seat	13	15	16	A \$468
1096A all wood		Upholstery	Shipping			B \$484
1096C uph. seat		COM Ydg	3/4	Ctn Wt	13	COL/C \$514
		COL Sq Ft	9	Cu Ft	6	D \$552
						E \$590
						F \$629
						G \$687
						H \$748
						I \$842
						J \$956
						L1 \$699
						L2 \$759

Armless 12" h	1192A All Wood 1192C Uph. Seat · optional front leg casters available - add \$57 list for set of 2 casters	Dimensions	D	W	H	All Wood \$299
		Overall	12 1/2	13 3/4	23 1/2	COM \$386
		Seat	10 1/2	13 3/4	12	A \$401
1192A all wood		Upholstery	Shipping			B \$417
1192C uph. seat		COM Ydg	3/4	Ctn Wt	12	COL/C \$448
		COL Sq Ft	9	Cu Ft	4	D \$485
						E \$525
						F \$563
						G \$620
						H \$680
						I \$776
						J \$890
						L1 \$632
						L2 \$692

Armless 14" h	1194A All Wood 1194C Uph. Seat · optional front leg casters available - add \$57 list for set of 2 casters	Dimensions	D	W	H	All Wood \$323
		Overall	13	13 3/4	25 1/2	COM \$408
		Seat	10 1/2	13 3/4	14	A \$422
1194A all wood		Upholstery	Shipping			B \$443
1194C uph. seat		COM Ydg	3/4	Ctn Wt	12	COL/C \$469
		COL Sq Ft	9	Cu Ft	4	D \$507
						E \$545
						F \$587
						G \$641
						H \$703
						I \$799
						J \$914
						L1 \$655
						L2 \$715

Description	Model	Specifications				List Price Per Grade	
Armless 16"h  1206A all wood	1206A All Wood 1206C Uph. Seat optional front leg casters available - add \$57 list for set of 2 casters	Dimensions		D	W	H	All Wood \$340
		Overall	15 ¼	15	29 ½	COM \$425	
 1206C uph. seat		Seat		13	15	16	A \$443
		Upholstery		Shipping			
		COM Ydg	¾	Ctn Wt	13		COL/C \$486
		COL Sq Ft	9	Cu Ft	6		D \$526
							E \$563
							F \$604
							G \$662
							H \$721
							I \$815
							J \$931
							L1 \$671
							L2 \$733

COLLEGIAN II

To Order, Specify:

- 1 Model Number
- 2 Wood Species - Red Oak (RO)
- 3 Wood Finish/Color
- 4 Fabric Selection - vendor, pattern and color
- 5 Optional FRONT LEG Casters - add \$57 list
- 6 Optional Rubber Cushion Nylon Glides - no upcharge

3 Wood Finish/Color Options:

BRW	Brownie	ECU	Ecru
CAN	Canyon	HEN	Henna
CIT	Citron	HNY	Honey
DES	Desert	NUT	Nut Brown

Color - Add \$38 list per item

BKD	Backdrop	GRV	Greek Villa
BFX	Black Fox	GLF	Gulf Stream
BWH	Bright White	HTB	Heartthrob
CGP	Cargo Pants	NET	Network Gray
CHT	Chatroom	NWH	Nonchalant White
DSY	Daisy	PAR	Paradise
DRG	Daring	QXP	Quixotic Plum
DYN	Dynamo	RBZ	Relic Bronze
ENG	Enigma	SND	Sandbank
FRR	French Roast	STM	Storm
GBY	Georgian Bay	TRC	Tricorn Black

Specifications

- Wood species - Red Oak
- Seat is upholstered with 1" high density polyurethane foam.
- Mortise and tenon construction with corner blocks, glue and screws.
- Standard with rubber cushion metal glides.
- Coordinating adult collection. See page 2

- 4 See a complete list of graded-in fabric manufacturers and patterns online visit jsifurniture.com. Contact Customer Service for additional fabric options.

Congress Bookcases Order Check List:



CONGRESS

Specify:

- 1. Model Number
- 2. Wood Species - Red Oak (RO)
- 3. Wood Finish/Color

Congress features 3/4" thick seven-ply rotary cut veneer core plywood construction. Back panels are constructed with 1/4" thick veneer.

Example:

C03672BC | **RO** | **HEN**
 (model #) | (wood species) | (finish)

1. Model Number

Jasper Group recommends any storage unit over 42" high be placed against the wall. In addition, Jasper Group recommends any bookcase 60" and over be mounted to the wall or floor.

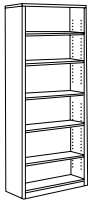
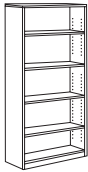
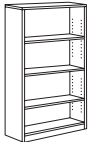



2. Wood Species - Red Oak (RO)

3. Wood Finish/Color Options:

BRW Brownie	ECU Ecu
CAN Canyon	HEN Henna
CIT Citron	HNY Honey
DES Desert	NUT Nut Brown

Color - Add \$38 list per item

BKD Backdrop	GRV Greek Villa
BFX Black Fox	GLF Gulf Stream
BWH Bright White	HTB Heartthrob
CGP Cargo Pants	NET Network Gray
CHT Chatroom	NWH Nonchalant White
DSY Daisy	PAR Paradise
DRG Daring	QXP Quixotic Plum
DYN Dynamo	RBZ Relic Bronze
ENG Enigma	SND Sandbank
FRR French Roast	STM Storm
GBY Georgian Bay	TRC Tricorn Black

Description	D	W	H	CTN WT	CU FT	① Model	List Price
 <p>Bookcase</p> <ul style="list-style-type: none"> our adjustable shelves one fixed shelf we recommend that all bookcases 60" or taller be mounted to the floor or wall requires ganging if not placed against a wall 	12	36	84	135	24	C03684BC	\$1,695
 <p>Bookcase</p> <ul style="list-style-type: none"> three adjustable shelves one fixed shelf - second from top we recommend that all bookcases 60" or taller be mounted to the floor or wall requires ganging if not placed against a wall 	12	36	72	120	21	C03672BC	\$1,480
 <p>Bookcase</p> <ul style="list-style-type: none"> two adjustable shelves one fixed shelf - second from top we recommend that all bookcases 60" or taller be mounted to the floor or wall requires ganging if not placed against a wall 	12	36	60	105	17	C03660BC	\$1,308
 <p>Bookcase</p> <ul style="list-style-type: none"> two adjustable shelves 	12	36	48	85	14	C03648BC	\$1,099
 <p>Bookcase</p> <ul style="list-style-type: none"> one adjustable shelf 	12	36	36	65	11	C03636BC	\$914
 <p>Bookcase</p> <ul style="list-style-type: none"> one adjustable shelf 	12	36	30	55	9	C03630BC	\$817

CONGRESS

To Order, Specify:

- ① Model Number
- ② Wood Species - Red Oak (RO)
- ③ Wood Finish/Color

③ Wood Finish/Color Options:

BRW	Brownie	ECU	Ecu
CAN	Canyon	HEN	Henna
CIT	Citron	HNY	Honey
DES	Desert	NUT	Nut Brown

Color - Add \$38 list per item

BKD	Backdrop	GRV	Greek Villa
BFX	Black Fox	GLF	Gulf Stream
BWH	Bright White	HTB	Heartthrob
CGP	Cargo Pants	NET	Network Gray
CHT	Chatroom	NWH	Nonchalant White
DSY	Daisy	PAR	Paradise
DRG	Daring	QXP	Quixotic Plum
DYN	Dynamo	RBZ	Relic Bronze
ENG	Enigma	SND	Sandbank
FRR	French Roast	STM	Storm
GBY	Georgian Bay	TRC	Tricorn Black

Specifications

- Wood species - Red Oak.
- Features 3/4" thick seven-ply rotary cut veneer core plywood construction.
- Back panels are constructed with 1/4" thick veneer.

Hudson Lounge Order Check List:



HUDSON

Specify:

- 1. Model Number
- 2. Wood Species - Maple (M)
- 3. Wood Finish
- 4. Fabric Selection - vendor, pattern and color
- 5. Optional Rubber Cushion Nylon Glides - no upcharge

Example:

HD9901 | **M** | **AUB** | **MOMENTUM** | **VOX** | **MYSTIC**
 (model #) | (wood species) | (finish) | (fabric vendor) | (pattern name) | (pattern color)

1. Model Number

2. Wood Species - Maple (M)

3. Wood Finish Options:

CAG	Aged Ash Coordinate	CGR	Graphite Coordinate
ALM	Ale Medium	HRV	Harvest
AUB	Auburn	CHL	High Line Coordinate
BRL	Barley	CKC	Khaki Coordinate
CBE	Blonde Echo Coordinate	LGC	Legacy
BBM	Bourbon Medium	MCH	Mocha
CBZ	Brazilwood Coordinate	NTO	Night Owl
BRM	Brighton Medium	COA	Oatmeal Cookie Coordinate
BUT	Butterscotch	CPI	Pinnacle Walnut Coordinate
CIN	Cinnamon	PRL	Praline
CLA	Classic	SAF	Saffron
CCF	Coffee Coordinate	SIE	Sienna
CLL	Collectors	CST	Studio Teak Coordinate
CCR	Cremello Coordinate	TOF	Toffee
EAR	Earthy	TRF	Truffle
ESP	Espresso	VEN	Venetian
FLX	Flax	CVI	Vintage Coordinate
CFL	Florence Walnut Coordinate	CWH	Walnut Heights Coordinate
CFO	Fossil Coordinate	CWE	Weathered Ash Coordinate

4. Fabric Selection - Please supply the following:

- Fabric vendor
- Pattern name
- Pattern color

[For a complete list of JSI Graded-In Fabric click here](#)

When specifying contrasting upholstery, indicate clearly which upholstery is to be applied to the seat, back and arms. Use higher grade pricing.

- Indicate direction of fabric - Railroaded or Up the Roll
- Please provide illustration, if available

All COM orders must include the following:

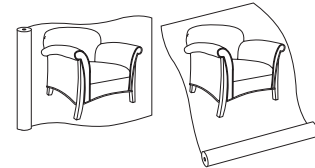
- Vendor's name, pattern name and color
- Sample of the fabric attached to order
- Model numbers of items for fabric application
- Special application instructions (e.g., all stripes will be applied front to back unless specified otherwise)
- Customer and purchase order number

Ship prepaid COM material to:

JSI
 Attn: COM Dept
 201 East Martin Street
 Receiving B, Dock 71
 Orleans, IN 47452

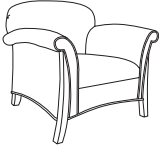


Application of fabric:

Railroaded Up the Roll



All COM orders will ship at standard lead time from receipt of COM except for orders requiring special custom matched finishes.

5. Optional Rubber Cushion Nylon Glides - no upcharge

Description	① Model	Specifications				List Price Per Grade			
Single Seat 	HD9901	Dimensions				COM \$2,166 A \$2,233 B \$2,368 COL/C \$2,599 D \$2,900 E \$3,201 F \$3,515 G \$3,966 H \$4,445 I \$5,194 J \$6,091 L1 \$4,655 L2 \$5,283			
			D	W	H				
		Overall	32	32	32				
		Seat	21 1/2	19 1/2	18				
		Arm			25				
		Upholstery		Shipping					
		COM Ydg	6	Ctn Wt	64				
		COL Sq Ft	138	Cu Ft	27				
		Two Seat 	HD9902	Dimensions				COM \$3,177 A \$3,287 B \$3,502 COL/C \$3,882 D \$4,368 E \$4,852 F \$5,367 G \$6,101 H \$6,880 I \$8,097 J \$9,557 L1 \$7,219 L2 \$8,242	
					D		W		H
Overall	32			52	32				
Seat	21 1/2			39 1/2	18				
Arm					25				
Upholstery				Shipping					
COM Ydg	9 3/4			Ctn Wt	90				
COL Sq Ft	225			Cu Ft	45				
Three Seat 	HD9903			Dimensions					COM \$3,898 A \$4,021 B \$4,266 COL/C \$4,693 D \$5,243 E \$5,792 F \$6,372 G \$7,196 H \$8,073 I \$9,447 J \$11,098 L1 \$8,459 L2 \$9,614
					D	W	H		
		Overall	32	72	32				
		Seat	21 1/2	59 1/2	18				
		Arm			25				
		Upholstery		Shipping					
		COM Ydg	11	Ctn Wt	113				
		COL Sq Ft	253	Cu Ft	63				

To Order, Specify:



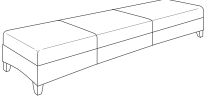
- ① Model Number
- ② Wood Species - Maple (M)
- ③ Wood Finish
- ④ Fabric Selection - vendor, pattern and color
- ⑤ Optional Rubber Cushion Nylon Glides - no upcharge

③ Wood Finish Options:

CAG Aged Ash Coordinate	CGR Graphite Coordinate
ALM Ale Medium	HRV Harvest
AUB Auburn	CHL High Line Coordinate
BRL Barley	CKC Khaki Coordinate
CBE Blonde Echo Coordinate	LGC Legacy
BBM Bourbon Medium	MCH Mocha
CBZ Brazilwood Coordinate	NTO Night Owl
BRM Brighton Medium	COA Oatmeal Cook Coordinate
BUT Butterscotch	CPI Pinnacle Walnut Coordinate
CIN Cinnamon	PRL Praline
CLA Classic	SAF Saffron
CCF Coffee Coordinate	SIE Sienna
CLL Collectors	CST Studio Teak Coordinate
CCR Cremello Coordinate	TOF Toffee
EAR Earthy	TRF Truffle
ESP Espresso	VEN Venetian
FLX Flax	CVI Vintage Coordinate
CFL Florence Walnut Coordinate	CWH Walnut Heights Coordinate
CFO Fossil Coordinate	CWE Weathered Ash Coordinate

Specifications

- Wood species - Maple.
- 7/8" thick furniture-grade plywood with locking tenons, glue and screws.
- Seats and backs have synthetic sheet webbing suspension.
- Seats have 5 1/2" and backs 3" high density polyurethane foam with Dacron® wrap.
- Arms have 1/2" polyurethane foam.
- Standard with rubber cushion metal glides.

Description	① Model	Specifications				List Price Per Grade	
	HD9991	Dimensions		D	W	H	COM \$1,377
		Overall	25 ½	20 ½	15	A	\$1,397
		Upholstery		Shipping		B	\$1,443
		COM Ydg	2	Ctn Wt	41	COL/C	\$1,520
		COL Sq Ft	40	Cu Ft	30	D	\$1,622
						E	\$1,720
	HD9992	Dimensions		D	W	H	COM \$1,809
		Overall	25 ½	40 ½	15	A	\$1,840
		Upholstery		Shipping		B	\$1,902
		COM Ydg	2 ¾	Ctn Wt	76	COL/C	\$2,009
		COL Sq Ft	55	Cu Ft	46	D	\$2,146
						E	\$2,282
	HD9993	Dimensions		D	W	H	COM \$2,170
		Overall	25 ½	60 ½	15	A	\$2,223
		Upholstery		Shipping		B	\$2,329
		COM Ydg	4 ¾	Ctn Wt	116	COL/C	\$2,512
		COL Sq Ft	95	Cu Ft	62	D	\$2,752
						E	\$2,989

To Order, Specify:

- ① Model Number
- ② Wood Species - Maple (M)
- ③ Wood Finish
- ④ Fabric Selection - vendor, pattern and color
- ⑤ Optional Rubber Cushion Nylon Glides - no upcharge

③ Wood Finish Options:

CAG	Aged Ash Coordinate	CGR	Graphite Coordinate
ALM	Ale Medium	HRV	Harvest
AUB	Auburn	CHL	High Line Coordinate
BRL	Barley	CKC	Khaki Coordinate
CBE	Blonde Echo Coordinate	LGC	Legacy
BBM	Bourbon Medium	MCH	Mocha
CBZ	Brazilwood Coordinate	NTO	Night Owl
BRM	Brighton Medium	COA	Oatmeal Cook Coordinate
BUT	Butterscotch	CPI	Pinnacle Walnut Coordinate
CIN	Cinnamon	PRL	Praline
CLA	Classic	SAF	Saffron
CCF	Coffee Coordinate	SIE	Sienna
CLL	Collectors	CST	Studio Teak Coordinate
CCR	Cremello Coordinate	TOF	Toffee
EAR	Earthy	TRF	Truffle
ESP	Espresso	VEN	Venetian
FLX	Flax	CVI	Vintage Coordinate
CFL	Florence Walnut Coordinate	CWH	Walnut Heights Coordinate
CFO	Fossil Coordinate	CWE	Weathered Ash Coordinate

Specifications

- Wood species - Maple.
- ¾" thick furniture-grade plywood with locking tenons, glue and screws.
- Seats and backs have synthetic sheet webbing suspension.
- Seats have synthetic sheet webbing suspensions and 5 ½" high density polyurethane foam with Dacron® wrap.
- Standard with rubber cushion metal glides.

Jefferson Tables Order Check List:



Top core material is 1 1/8" thick with 45 lb. density industrial grade particle board. The face is wood veneer or horizontal grade high pressure laminate (HPL). A backer is bonded to bottom side to ensure balanced construction. All tops have mitered corner external solid lumber bands with inset laminate or veneer.

Specify:

- 1. Model Number
- 2. Top Material - Veneer (W) or Laminate (L)
- 3. Wood Species - Cherry (CH1), Maple (MA1), Red Oak (OK1) or Walnut (WA1)
- 4. Wood Finish/Color
- 5. Edge profile
- 6. Leg Style - Straight Wood (S), Tapered Wood (T); no upcharge or Metal (M); add \$369 list for 4 metal legs or \$460 list for 5 metal legs
- 7. Wood Leg Attachment
 - A. Corner Block with 3" high straight apron (CBSA)
 - B. Corner Block with 3" high arched apron (CBAA)
 - C. Plate and Barrel Nut with 1" high straight apron (PBSA)
- 8. Optional Metal Leg Wire Management
 - A. Wire management in one leg, \$19 list upcharge (1)
 - B. Wire management in two legs, \$38 list upcharge (2)
- 9. Optional Premium or Specialty Laminate Tops Available - contact customer service for pricing.

Example:

JE4848-29 | W | OK1 | HEN | N | S | CBAA
 (model #) | (top material) | (wood species) | (finish) | (edge) | (leg style) | (wood leg attachment)

1. Model Number

2. Top Material - Veneer (W) or Laminate (L) - Finishes below with an asterisk (*) have a coordinating laminate available.

3. Wood Species - Cherry (CH1), Maple (MA1), Red Oak (OK1) or Walnut (WA1)

4. Wood Finish/Color Options:

Cherry

- | | |
|---------------------|--------------|
| BRL Barley | EAR Earthy |
| BBM Bourbon Medium | HRV Harvest* |
| BRM Brighton Medium | LGC Legacy |
| CLA Classic | PRL Praline* |
| CLL Collectors* | SAF Saffron |

Maple

- ALM Ale Medium
- BUT Butterscotch
- CIN Cinnamon
- FLX Flax
- VEN Venetian

Red Oak

- | | |
|-------------|---------------|
| BRW Brownie | ECU Ecru |
| CAN Canyon | HEN Henna |
| CIT Citron | HNY Honey |
| DES Desert | NUT Nut Brown |

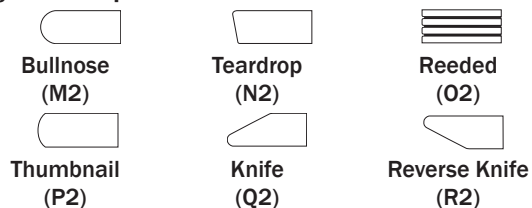
Walnut

- | | |
|----------------|--------------|
| AUB Auburn | SIE Sienna* |
| ESP Espresso | TOF Toffee |
| MCH Mocha* | TRF Truffle* |
| NTO Night Owl* | |

Color - Add \$38 list per item

- | | |
|------------------|----------------------|
| BKD Backdrop | GRV Greek Villa |
| BFX Black Fox | GLF Gulf Stream |
| BWH Bright White | HTB Heartthrob |
| CGP Cargo Pants | NET Network Gray |
| CHT Chatroom | NWH Nonchalant White |
| DSY Daisy | PAR Paradise |
| DRG Daring | QXP Quixotic Plum |
| DYN Dynamo | RBZ Relic Bronze |
| ENG Enigma | SND Sandbank |
| FRR French Roast | STM Storm |
| GBY Georgian Bay | TRC Tricorn Black |

5. Edge Profile Options:



6. Leg Style - Straight Wood (S), Tapered Wood (T); no upcharge or Metal (M); add \$369 list for 4 metal legs or \$460 list for 5 metal legs.

NOTE: Metal legs use plate and barrel nut attachment and tops have 1" high straight apron.



Metal Legs

7. Wood Leg Attachment:

- A. Corner block with 3" high straight apron (CBSA)
- B. Corner block with 3" high arch apron (CBAA)
- C. Plate and barrel nut with 1" high straight apron (PBSA)

NOTE: CBAA or PBSA recommended for ADA applications



Corner Block




Plate and Barrel Nut




8. Optional Metal Leg Wire Management:

- Wire management in one leg, \$19 list upcharge (1)
- Wire management in two legs, \$38 list upcharge (2)




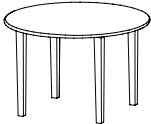
Metal Leg with
Wire Management

9. Optional Premium or Specialty Laminate Tops Available -
contact customer service for pricing.

Description	D	W	H	CTN WT	CU FT	① Model	List Price
	24	36	29	55	4	JE2436-29	\$1,020
	30	42	29	60	5	JE3042-29	\$1,198
	30	60	29	95	7	JE3060-29	\$1,335
	36	60	29	105	9	JE3660-29	\$1,436
	36	72	29	125	10	JE3672-29	\$1,617
	36	90	29	133	13	JE3690-29*	\$2,058
	42	78	29	140	13	JE4278-29	\$2,082
	42	84	29	150	14	JE4284-29	\$2,164

* 90" table has an additional leg in center for support

Description	D	W	H	CTN WT	CU FT	① Model	List Price
	36	36	29	70	6	JE3636-29	\$1,233
	42	42	29	80	7	JE4242-29	\$1,402
	48	48	29	90	9	JE4848-29	\$1,613

Description	D	W	H	CTN WT	CU FT	① Model	List Price
	36	N/A	29	42	6	JE36R-29	\$1,429
	42	N/A	29	80	7	JE42R-29	\$1,525
	48	N/A	29	95	9	JE48R-29	\$1,629

To Order, Specify:

- ① Model Number
- ② Top Material - Veneer (W) or Laminate (L)
- ③ Wood Species - Cherry (CH1), Maple (MA1), Red Oak (OK1) or Walnut (WA1)
- ④ Wood Finish/Color
- ⑤ Edge Profile
- ⑥ Leg Style - Metal (M); add \$369 list for 4-leg table or \$460 list for 5-leg table
Straight Wood (S) or Tapered Wood (T); no upcharge
- ⑦ Wood Leg Attachment
 - A. Corner block with 3" high straight apron (CBSA)
 - B. Corner block with 3" high arched apron (CBAA)
 - C. Plate and barrel nut with 1" high straight apron (PBSA)
- ⑧ Optional Metal Leg Wire Management -
Wire management in one leg (1) - add \$19 list.
Wire management in two legs (2) - add \$38 list.
- ⑨ Optional Premium or Specialty Laminate Tops
Available - contact customer service for pricing

④ Wood Finish/Color Options:

Cherry	Maple
BRL Barley	ALM Ale Medium
BBM Bourbon Medium	BUT Butterscotch
BRM Brighton Medium	CIN Cinnamon
CLA Classic	FLX Flax
CLL Collectors*	VEN Venetian
EAR Earthy	
HRV Harvest*	
LGC Legacy	
PRL Praline*	
SAF Saffron	

Red Oak	Walnut
BRW Brownie	AUB Auburn
CAN Canyon	ESP Espresso
CIT Citron	MCH Mocha*
DES Desert	NTO Night Owl*
ECU Ecu	SIE Sienna*
HEN Henna	TOF Toffee
HNY Honey	TRF Truffle*
NUT Nut Brown	

Color - Add \$38 list per item

BKD Backdrop	GRV Greek Villa
BFX Black Fox	GLF Gulf Stream
BWH Bright White	HTB Hearthrob
CGP Cargo Pants	NET Network Gray
CHT Chatroom	NWH Nonchalant White
DSY Daisy	PAR Paradise
DRG Daring	QXP Quixotic Plum
DYN Dynamo	RBZ Relic Bronze
ENG Enigma	SND Sandbank
FRR French Roast	STM Storm
GBY Georgian Bay	TRC Tricorn Black

Specifications

- Wood species - Cherry, Maple, Red Oak or Walnut.
- Top core material is 1 1/8" thick with 45 lb. density industrial grade particle board.
- Face is wood veneer or horizontal grade HPL.
- Backer is bonded to bottom side to ensure balanced construction.
- All tops have mitered corner external solid lumber bands with inset laminate or veneer.

⑤ Edge Profile Options:



Jefferson Juvenile and Children's Table Order Check List:



Specify:

- 1. Model Number
- 2. Top Material - Veneer (W) or Laminate (L)
- 3. Wood Species - Cherry (CH1), Maple (MA1), Red Oak (OK1) or Walnut (WA1)
- 4. Wood Finish/Color
- 5. Edge Profile
- 6. Leg Style - Straight Wood (S) or Tapered Wood (T)
- 7. Leg Attachment
 - A. Corner Block with 3" high straight apron (CBSA)
 - B. Corner Block with 3" high arched apron (CBAA)
 - C. Plate and Barrel Nut with 1" high straight apron (PBSA)
- 8. Optional Premium or Specialty Laminate Tops Available - contact customer service for pricing

Example:

JE3636-27 (model #)	W (top material)	OK1 (wood species)	HEN (finish)	N (edge)	S (leg style)	PBSA (leg attachment)
------------------------	---------------------	-----------------------	-----------------	-------------	------------------	--------------------------

1. Model Number

2. Top Material - Veneer (W) or Laminate (L) - Finishes below with an asterisk (*) have a coordinating laminate available

3. Wood Species - Cherry (CH1), Maple (MA1), Red Oak (OK1) or Walnut (WA1)

4. Wood Finish/Color Options:

Cherry

- BRL Barley
- BBM Bourbon Medium
- BRM Brighton Medium
- CLA Classic
- CLL Collectors*
- EAR Earthy
- HRV Harvest*
- LGC Legacy
- PRL Praline*
- SAF Saffron

Red Oak

- BRW Brownie
- CAN Canyon
- CIT Citron
- DES Desert

Walnut

- AUB Auburn
- ESP Espresso
- MCH Mocha*
- NTO Night Owl*

Maple

- ALM Ale Medium
- BUT Butterscotch
- CIN Cinnamon
- FLX Flax
- VEN Venetian

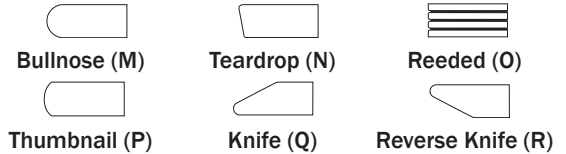
Color - Add \$38 list per item

- | | |
|------------------|----------------------|
| BKD Backdrop | GRV Greek Villa |
| BFX Black Fox | GLF Gulf Stream |
| BWH Bright White | HTB Heartthrob |
| CGP Cargo Pants | NET Network Gray |
| CHT Chatroom | NWH Nonchalant White |
| DSY Daisy | PAR Paradise |

Color Continued - Add \$38 list per item

- | | |
|------------------|-------------------|
| DRG Daring | QXP Quixotic Plum |
| DYN Dynamo | RBZ Relic Bronze |
| ENG Enigma | SND Sandbank |
| FRR French Roast | STM Storm |
| GBY Georgian Bay | TRC Tricorn Black |

5. Edge Profile Options:



Top construction core material is 1 1/8" thick with 45 lb. density industrial grade particle board. The face is wood veneer or horizontal grade high pressure laminate (HPL). A backer is bonded to bottom side to ensure balanced construction. All tops have mitered corner external solid lumbar bands with inset laminate or veneer.

6. Leg Style - Straight Wood (S) or Tapered Wood (T)

7. Leg Attachment:

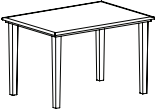
Corner Block with 3" high straight apron (CBSA)
 Corner Block with 3" high arched apron (CBAA)
 Plate and Barrel Nut with 1" high straight apron (PBSA)
NOTE: CBAA and PBSA recommended for ADA applications.



Corner Block Plate and Barrel Nut


8. Optional Premium or Specialty Laminate Tops Available - contact customer service for pricing.

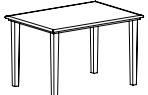
JEFFERSON

Description	D	W	H	CTN WT	CU FT	① Model	List Price
Rectangular Table 	24	36	27	52	4	JE2436-27	\$1,020
	30	42	27	57	5	JE3042-27	\$1,198
	30	60	27	92	7	JE3060-27	\$1,335
	36	60	27	103	9	JE3660-27	\$1,436
	36	72	27	123	10	JE3672-27	\$1,617
	36	90	27	130	13	JE3690-27	\$2,058
	42	78	27	137	13	JE4278-27	\$2,082
	42	84	27	147	14	JE4284-27	\$2,164

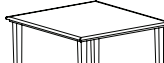
· 90" table has an additional leg in center for support


Square Table 	36	36	27	67	6	JE3636-27	\$1,233
	42	42	27	77	7	JE4242-27	\$1,402
	48	48	27	87	9	JE4848-27	\$1,613

Round Table 	36	N/A	27	39	6	JE36R-27	\$1,429
	42	N/A	27	77	7	JE42R-27	\$1,525
	48	N/A	27	92	9	JE48R-27	\$1,629

Description	D	W	H	CTN WT	CU FT	① Model	List Price
	24	36	25	49	4	JE2436-25	\$1,020
	30	42	25	54	5	JE3042-25	\$1,198
	30	60	25	89	7	JE3060-25	\$1,335
	36	60	25	99	9	JE3660-25	\$1,436
	36	72	25	119	10	JE3672-25	\$1,617
	36	90	25	127	10	JE3690-25 *	\$2,058
	42	78	25	134	13	JE4278-25	\$2,082
	42	84	25	144	14	JE4284-25	\$2,164

· 90" table has an additional leg in center for support

Description	D	W	H	CTN WT	CU FT	① Model	List Price
	36	36	25	64	6	JE3636-25	\$1,233
	42	42	25	74	7	JE4242-25	\$1,402
	48	48	25	84	9	JE4848-25	\$1,613

Description	D	W	H	CTN WT	CU FT	① Model	List Price
	36	N/A	25	36	6	JE36R-25	\$1,429
	42	N/A	25	74	7	JE42R-25	\$1,525
	48	N/A	25	89	9	JE48R-25	\$1,629

To Order, Specify:

- ① Model Number
- ② Top Material - Veneer (W) or Laminate (L)
- ③ Wood Species - Cherry (CH1), Maple (MA1), Red Oak (OK1) or Walnut (WA1)
- ④ Wood Finish/Color
- ⑤ Edge Profile
- ⑥ Leg Style - Straight Wood (S) or Tapered Wood (T)
- ⑦ Leg Attachment - Corner block with 3" high straight apron (CBSA), Corner block with 3" high arched apron (CBAA) or Plate and Barrel Nut with 1" high straight apron (PBSA)
- ⑧ Optional Premium or Specialty Laminate Tops Available - contact customer service for pricing

④ Wood Finish/Color Options:

Cherry	Maple
BRL Barley	ALM Ale Medium
BBM Bourbon Medium	BUT Butterscotch
BRM Brighton Medium	CIN Cinnamon
CLA Classic	FLX Flax
CLL Collectors*	VEN Venetian
EAR Earthy	
HRV Harvest*	
LGC Legacy	
PRL Praline*	
SAF Saffron	
Red Oak	Walnut
BRW Brownie	AUB Auburn
CAN Canyon	ESP Espresso
CIT Citron	MCH Mocha*
DES Desert	NTO Night Owl*
ECU Ecu	SIE Sienna*
HEN Henna	TOF Toffee
HNY Honey	TRF Truffle*
NUT Nut Brown	

Color - Add \$38 list per item

BKD Backdrop	GRV Greek Villa
BFX Black Fox	GLF Gulf Stream
BWH Bright White	HTB Heartthrob
CGP Cargo Pants	NET Network Gray
CHT Chatroom	NWH Nonchalant White
DSY Daisy	PAR Paradise
DRG Daring	QXP Quixotic Plum
DYN Dynamo	RBZ Relic Bronze
ENG Enigma	SND Sandbank
FRR French Roast	STM Storm
GBY Georgian Bay	TRC Tricorn Black

Specifications

- Wood species - Cherry, Maple, Red Oak or Walnut.
- Top core material is 1 1/8" thick with 45 lb. density industrial grade particle board.
- Backer is bonded to bottom side to ensure balanced construction.
- All tops have mitered corner external solid lumber bands with inset laminate or veneer.
- Standard with adjustable rubber cushion metal glides.

JEFFERSON

Lincoln Tables Order Check List:



Top core material is 1 1/8" thick with 45 lb. density industrial grade particle board. The face is wood veneer or horizontal grade high pressure laminate (HPL). A backer is bonded to bottom side to ensure balanced construction. All tops have internal solid lumber bands with overlay laminate or veneer.

Specify:

- 1. Model Number
- 2. Top Material - Veneer (W) or Laminate (L)
- 3. Wood Species - Cherry (CH1), Maple (MA1), Red Oak (OK1) or Walnut (WA1)
- 4. Wood Finish/Color
- 5. Edge profile
- 6. Leg Style - Straight Wood (S), Tapered Wood (T); no upcharge or Metal (M); add \$369 list for 4 metal legs or \$460 list for 5 metal legs
- 7. Wood Leg Attachment
 - A. Corner Block with 3" high straight apron (CBSA)
 - B. Corner Block with 3" high arched apron (CBAA)
 - C. Plate and Barrel Nut with 1" high straight apron (PBSA)
- 8. Optional Metal Leg Wire Management
 - A. Wire management in one leg, \$19 list upcharge (1)
 - B. Wire management in two legs, \$38 list upcharge (2)
- 9. Optional Premium or Specialty Laminate Tops Available - contact customer service for pricing.

Example:

LI4848-29 (model #)	W (top material)	OK1 (wood species)	HEN (finish)	B (edge)	S (leg style)	CBSA (wood leg attachment)
------------------------	---------------------	-----------------------	-----------------	-------------	------------------	-------------------------------

1. Model Number

2. Top Material - Veneer (W) or Laminate (L) - Finishes below with an asterisk (*) have a coordinating laminate available.

3. Wood Species - Cherry (CH1), Maple (MA1), Red Oak (OK1) or Walnut (WA1)

4. Wood Finish/Color Options:

Cherry

- | | |
|---------------------|--------------|
| BRL Barley | EAR Earthy |
| BBM Bourbon Medium | HRV Harvest* |
| BRM Brighton Medium | LGC Legacy |
| CLA Classic | PRL Praline* |
| CLL Collectors* | SAF Saffron |

Maple

- ALM Ale Medium
- BUT Butterscotch
- CIN Cinnamon
- FLX Flax
- VEN Venetian

Red Oak

- | | |
|-------------|---------------|
| BRW Brownie | ECU Ecru |
| CAN Canyon | HEN Henna |
| CIT Citron | HNY Honey |
| DES Desert | NUT Nut Brown |

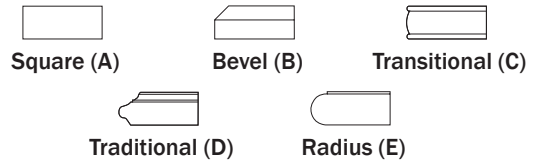
Walnut

- | | |
|----------------|--------------|
| AUB Auburn | SIE Sienna* |
| ESP Espresso | TOF Toffee |
| MCH Mocha* | TRF Truffle* |
| NTO Night Owl* | |

Color - Add \$38 list per item

- | | |
|------------------|----------------------|
| BKD Backdrop | GRV Greek Villa |
| BFX Black Fox | GLF Gulf Stream |
| BWH Bright White | HTB Heartthrob |
| CGP Cargo Pants | NET Network Gray |
| CHT Chatroom | NWH Nonchalant White |
| DSY Daisy | PAR Paradise |
| DRG Daring | QXP Quixotic Plum |
| DYN Dynamo | RBZ Relic Bronze |
| ENG Enigma | SND Sandbank |
| FRR French Roast | STM Storm |
| GBY Georgian Bay | TRC Tricorn Black |

5. Edge Profile Options:



6. Leg Style - Straight Wood (S), Tapered Wood (T); no upcharge or Metal (M); add \$369 list for 4 metal legs or \$460 list for 5 metal legs.

NOTE: Metal leg uses plate and barrel nut attachment and tops have 1" high straight apron.



Metal legs

7. Wood Leg Attachment:

- A. Corner block with 3" high straight apron (CBSA)
- B. Corner block with 3" high arch apron (CBAA)
- C. Plate and barrel nut with 1" high straight apron (PBSA)

NOTE: CBAA or PBSA recommended for ADA applications



Corner Block




Plate and Barrel Nut



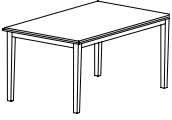
8. Optional Metal Leg Wire Management:

- Wire management in one leg, \$19 list upcharge (1)
- Wire management in two legs, \$38 list upcharge (2)

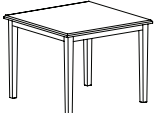



Metal leg with wire management

9. Optional Premium or Specialty Laminate Tops Available - contact customer service for pricing.

Description	D	W	H	CTN WT	CU FT	① Model	List Price
	24	36	29	55	4	LI2436-29	\$654
	30	42	29	60	5	LI3042-29	\$802
	30	60	29	95	7	LI3060-29	\$941
	36	60	29	105	9	LI3660-29	\$1,043
	36	72	29	125	10	LI3672-29	\$1,224
	36	90	29	133	13	LI3690-29*	\$1,664
	42	78	29	140	13	LI4278-29	\$1,686
	42	84	29	150	14	LI4284-29	\$1,770

* 90" table has an additional leg in center for support

Description	D	W	H	CTN WT	CU FT	① Model	List Price
	24	24	29	50	3	LI2424-29	\$592
	36	36	29	70	6	LI3636-29	\$846
	42	42	29	80	7	LI4242-29	\$1,007
	48	48	29	90	9	LI4848-29	\$1,179

Description	D	W	H	CTN WT	CU FT	① Model	List Price
	36	N/A	29	42	6	LI36R-29	\$967
	42	N/A	29	80	7	LI42R-29	\$1,140
	48	N/A	29	95	9	LI48R-29	\$1,235

To Order, Specify:

- ① Model Number
- ② Top Material - Veneer (W) or Laminate (L)
- ③ Wood Species - Cherry (CH1), Maple (MA1), Red Oak (OK1) or Walnut (WA1)
- ④ Wood Finish/Color
- ⑤ Edge Profile
- ⑥ Leg Style - Metal (M); add \$369 list for 4-leg table or \$460 list for 5-leg table, Straight Wood (S) or Tapered Wood (T), no upcharge
- ⑦ Wood Leg Attachment
 - A. Corner block with 3" high straight apron (CBSA)
 - B. Corner block with 3" high arched apron (CBAA)
 - C. Plate and Barrel Nut with 1" high straight apron (PBSA)
- ⑧ Optional Metal Leg Wire Management -
 - A. Wire management in one leg (1) - add \$19 list.
 - B. Wire management in two legs (2) - add \$38 list.
- ⑨ Optional Premium or Specialty Laminate Tops Available - contact customer service for pricing

④ Wood Finish/Color Options:

<p>Cherry</p> <p>BRL Barley</p> <p>BBM Bourbon Medium</p> <p>BRM Brighton Medium</p> <p>CLA Classic</p> <p>CLL Collectors*</p> <p>EAR Earthy</p> <p>HRV Harvest*</p> <p>LGC Legacy</p> <p>PRL Praline*</p> <p>SAF Saffron</p>	<p>Maple</p> <p>ALM Ale Medium</p> <p>BUT Butterscotch</p> <p>CIN Cinnamon</p> <p>FLX Flax</p> <p>VEN Venetian</p>
<p>Red Oak</p> <p>BRW Brownie</p> <p>CAN Canyon</p> <p>CIT Citron</p> <p>DES Desert</p> <p>ECU Ecru</p> <p>HEN Henna</p> <p>HNY Honey</p> <p>NUT Nut Brown</p>	<p>Walnut</p> <p>AUB Auburn</p> <p>ESP Espresso</p> <p>MCH Mocha*</p> <p>NTO Night Owl*</p> <p>SIE Sienna*</p> <p>TOF Toffee</p> <p>TRF Truffle*</p>
<p>Color - Add \$38 list per item</p> <p>BKD Backdrop</p> <p>BFX Black Fox</p> <p>BWH Bright White</p> <p>CGP Cargo Pants</p> <p>CHT Chatroom</p> <p>DSY Daisy</p> <p>DRG Daring</p> <p>DYN Dynamo</p> <p>ENG Enigma</p> <p>FRR French Roast</p> <p>GBY Georgian Bay</p>	<p>GRV Greek Villa</p> <p>GLF Gulf Stream</p> <p>HTB Heartthrob</p> <p>NET Network Gray</p> <p>NWH Nonchalant White</p> <p>PAR Paradise</p> <p>QXP Quixotic Plum</p> <p>RBZ Relic Bronze</p> <p>SND Sandbank</p> <p>STM Storm</p> <p>TRC Tricorn Black</p>

Specifications

- Wood species - Cherry, Maple, or Walnut.
- Top core material is 1 1/8" thick with 45 lb. density industrial grade particle board.
- Face is wood veneer or horizontal grade HPL.
- Backer is bonded to bottom side to ensure balanced construction.
- All tops have internal solid lumber bands with overlay laminate or veneer.

Lincoln Lounge Tables Order Check List:



Specify:

- 1. Model Number
- 2. Top Material - Veneer (W) or Laminate (L)
- 3. Wood Species - Cherry (CH1), Maple (MA1), Red Oak (OK1) or Walnut (WA1)
- 4. Wood Finish/Color
- 5. Edge Profile
- 6. Leg Style - Straight Wood (S) or Tapered Wood (T)
- 7. Optional Premium or Specialty Laminate Tops Available - contact customer service for pricing

Top core material is 1 1/8" thick with 45 lb. density industrial grade particle board. The face is wood veneer or horizontal grade high pressure laminate (HPL). A backer is bonded to bottom side to ensure balanced construction. All tops have internal solid lumber bands with overlay laminate or veneer. Legs use a corner block application with a 3" straight apron.

Examples:

LI2042-16 | W | MA1 | MC | B | T
 (model #) | (top material) | (wood species) | (finish) | (edge) | (leg style)

1. Model Number

2. Top Material - Veneer (W) or Laminate (L) - Finishes with an asterisk (*) have a coordinating laminate available.

3. Wood Species - Cherry (CH1), Maple (MA1), Red Oak (OK1) or Walnut (WA1)

4. Wood Finish/Color Options:

Cherry

- | | |
|---------------------|--------------|
| BRL Barley | EAR Earthy |
| BBM Bourbon Medium | HRV Harvest* |
| BRM Brighton Medium | LGC Legacy |
| CLA Classic | PRL Praline* |
| CLL Collectors* | SAF Saffron |

Maple

- ALM Ale Medium
- BUT Butterscotch
- CIN Cinnamon
- FLX Flax
- VEN Venetian

Red Oak

- | | |
|-------------|---------------|
| BRW Brownie | ECU Ecru |
| CAN Canyon | HEN Henna |
| CIT Citron | HNY Honey |
| DES Desert | NUT Nut Brown |

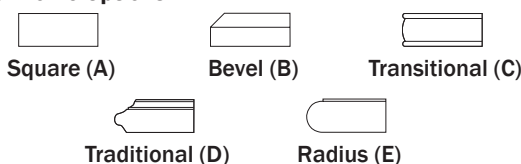
Walnut

- | | |
|----------------|--------------|
| AUB Auburn | SIE Sienna* |
| ESP Espresso | TOF Toffee |
| MCH Mocha* | TRF Truffle* |
| NTO Night Owl* | |

Color - Add \$38 list per item

- | | |
|------------------|----------------------|
| BKD Backdrop | GRV Greek Villa |
| BFX Black Fox | GLF Gulf Stream |
| BWH Bright White | HTB Heartthrob |
| CGP Cargo Pants | NET Network Gray |
| CHT Chatroom | NWH Nonchalant White |
| DSY Daisy | PAR Paradise |
| DRG Daring | QXP Quixotic Plum |
| DYN Dynamo | RBZ Relic Bronze |
| ENG Enigma | SND Sandbank |
| FRR French Roast | STM Storm |
| GBY Georgian Bay | TRC Tricorn Black |

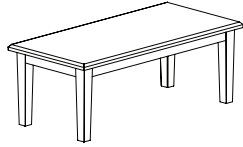
5. Edge Profile Options:



6. Leg Style - Straight Wood (S) or Tapered Wood (T)
 NOTE: Legs use a corner block application with a 3" straight apron.

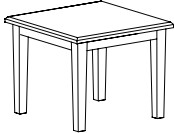
7. Optional Premium or Specialty Laminate Tops Available - contact customer service for pricing.

Description	D	W	H	CTN WT	CU FT	① Model	List Price
Rectangular Table	20	42	16	75	4	LI2042-16	\$648



	20	28	20	65	3	LI2028-20	\$533
--	----	----	----	----	---	-----------	-------

Square Table	24	24	20	48	3	LI2424-20	\$592
--------------	----	----	----	----	---	-----------	-------



To Order, Specify:

- ① Model Number
- ② Top Material - Veneer (W) or Laminate (L)
- ③ Wood Species - Cherry (CH1), Maple (MA1), Red Oak (OK1) or Walnut (WA1)
- ④ Wood Finish/Color
- ⑤ Edge Profile
- ⑥ Leg Style - Straight Wood (S) or Tapered Wood (T)
- ⑦ Optional Premium or Specialty Laminate Tops
Available - contact customer service for pricing

④ Wood Finish/Color Options:

Cherry	Maple
BRL Barley	ALM Ale Medium
BBM Bourbon Medium	BUT Butterscotch
BRM Brighton Medium	CIN Cinnamon
CLA Classic	FLX Flax
CLL Collectors*	VEN Venetian
EAR Earthy	
HRV Harvest*	
LGC Legacy	
PRL Praline*	
SAF Saffron	

Red Oak	Walnut
BRW Brownie	AUB Auburn
CAN Canyon	ESP Espresso
CIT Citron	MCH Mocha*
DES Desert	NTO Night Owl*
ECU Ecu	SIE Sienna*
HEN Henna	TOF Toffee
HNY Honey	TRF Truffle*
NUT Nut Brown	

Color - Add \$38 list per item

BKD Backdrop	GRV Greek Villa
BFX Black Fox	GLF Gulf Stream
BWH Bright White	HTB Heartthrob
CGP Cargo Pants	NET Network Gray
CHT Chatroom	NWH Nonchalant White
DSY Daisy	PAR Paradise
DRG Daring	QXP Quixotic Plum
DYN Dynamo	RBZ Relic Bronze
ENG Enigma	SND Sandbank
FRR French Roast	STM Storm
GBY Georgian Bay	TRC Tricorn Black

Specifications

- Wood species - Cherry, Maple, or Walnut.
- Top core material is 1 1/8" thick with 45 lb. density industrial grade particle board.
- Face is wood veneer or horizontal grade HPL.
- Backer is bonded to bottom side to ensure balanced construction.
- All tops have internal solid lumber bands with overlay laminate or veneer.

⑤ Edge Profile Options:



Lincoln Juvenile and Children's Tables Order Check List:



Specify:

- 1. Model Number
- 2. Top Material - Veneer (W) or Laminate (L)
- 3. Wood Species - Cherry (CH1), Maple (MA1), Red Oak (OK1) or Walnut (WA1)
- 4. Wood Finish/Color
- 5. Edge Profile
- 6. Leg Style - Straight Wood (S) or Tapered Wood (T)
- 7. Leg Attachment
 - A. Corner Block with 3" high straight apron (CBSA)
 - B. Corner Block with 3" high arched apron (CBAA)
 - C. Plate and Barrel Nut with 1" high straight apron (PBSA)
- 8. Optional Premium or Specialty Laminate Tops Available - contact customer service for pricing

Example:

LI3636-27 (model #)	W (top material)	OK1 (wood species)	HEN (finish)	C (edge)	S (leg style)	CBMA (leg attachment)
------------------------	---------------------	-----------------------	-----------------	-------------	------------------	--------------------------

1. Model Number

2. Top Material - Veneer (W) or Laminate (L) - Finishes below with an asterisk (*) have a coordinating laminate available

3. Wood Species - Cherry (CH1), Maple (MA1), Red Oak (OK1) or Walnut (WA1)

4. Wood Finish/Color Options:

Cherry

- BRL Barley
- BBM Bourbon Medium
- BRM Brighton Medium
- CLA Classic
- CLL Collectors*
- EAR Earthy
- HRV Harvest*
- LGC Legacy
- PRL Praline*
- SAF Saffron

Maple

- ALM Ale Medium
- BUT Butterscotch
- CIN Cinnamon
- FLX Flax
- VEN Venetian

Red Oak

- BRW Brownie
- CAN Canyon
- CIT Citron
- DES Desert

- ECU Ecru
- HEN Henna
- HNY Honey
- NUT Nut Brown

Walnut

- AUB Auburn
- ESP Espresso
- MCH Mocha*
- NTO Night Owl*

- SIE Sienna*
- TOF Toffee
- TRF Truffle*

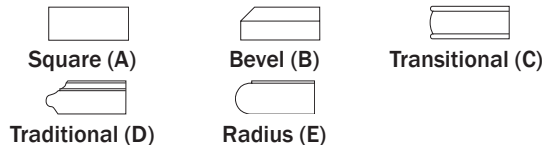
Color - Add \$38 list per item

- | | |
|------------------|----------------------|
| BKD Backdrop | GRV Greek Villa |
| BFX Black Fox | GLF Gulf Stream |
| BWH Bright White | HTB Heartthrob |
| CGP Cargo Pants | NET Network Gray |
| CHT Chatroom | NWH Nonchalant White |
| DSY Daisy | PAR Paradise |

Color Continued - Add \$38 list per item

- | | |
|------------------|-------------------|
| DRG Daring | QXP Quixotic Plum |
| DYN Dynamo | RBZ Relic Bronze |
| ENG Enigma | SND Sandbank |
| FRR French Roast | STM Storm |
| GBY Georgian Bay | TRC Tricorn Black |

5. Edge Profile Options:



Top construction core material is 1 1/8" thick with 45 lb. density industrial grade particle board. The face is wood veneer or horizontal grade high pressure laminate (HPL). A backer is bonded to bottom side to ensure balanced construction. All tops have mitered corner external solid lumbar bands with inset laminate or veneer.

6. Leg Style - Straight Wood (S) or Tapered Wood (T)

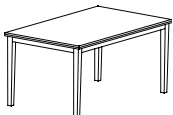
7. Leg Attachment:

- Corner Block with 3" high straight apron (CBSA)
- Corner Block with 3" high arched apron (CBAA)
- Plate and Barrel Nut with 1" high straight apron (PBSA)
- NOTE: CBAA and PBSA recommended for ADA applications.**




Corner Block Plate and Barrel Nut

8. Optional Premium or Specialty Laminate Tops Available - contact customer service for pricing.

Description	D	W	H	CTN WT	CU FT	① Model	List Price
	20	28	27	40	3	LI2028-27	\$533
	20	42	27	46	4	LI2042-27	\$648
	24	36	27	52	4	LI2436-27	\$654
	30	42	27	57	5	LI3042-27	\$802
	30	60	27	92	7	LI3060-27	\$941
	36	60	27	103	9	LI3660-27	\$1,043
	36	72	27	123	10	LI3672-27	\$1,224
	36	90	27	130	13	LI3690-27*	\$1,664
	42	78	27	137	13	LI4278-27	\$1,686
	42	84	27	147	14	LI4284-27	\$1,770

· 90" table has an additional leg in center for support

Description	D	W	H	CTN WT	CU FT	① Model	List Price
	24	24	27	47	3	LI2424-27	\$592
	36	36	27	67	6	LI3636-27	\$846
	42	42	27	77	7	LI4242-27	\$1,007
	48	48	27	87	9	LI4848-27	\$1,179

Description	D	W	H	CTN WT	CU FT	① Model	List Price
	36	N/A	27	39	6	LI36R-27	\$967
	42	N/A	27	77	7	LI42R-27	\$1,140
	48	N/A	27	92	9	LI48R-27	\$1,235

To Order, Specify:

- ① Model Number
- ② Top Material - Veneer (W) or Laminate (L)
- ③ Wood Species - Cherry (CH1), Maple (MA1), Red Oak (OK1) or Walnut (WA1)
- ④ Wood Finish/Color
- ⑤ Edge Profile
- ⑥ Leg Style - Straight Wood (S) or Tapered Wood (T)
- ⑦ Leg Attachment
 - A. Corner block with 3" high straight apron (CBSA)
 - B. Corner block with 3" high arched apron (CBAA)
 - C. Plate and Barrel Nut with 1" high straight apron (PBSA)
- ⑧ Optional Premium or Specialty Laminate Tops
Available - contact customer service for pricing

④ Wood Finish/Color Options:

Cherry	Maple
BRL Barley	ALM Ale Medium
BBM Bourbon Medium	BUT Butterscotch
BRM Brighton Medium	CIN Cinnamon
CLA Classic	FLX Flax
CLL Collectors*	VEN Venetian
EAR Earthy	
HRV Harvest*	
LGC Legacy	
PRL Praline*	
SAF Saffron	
Red Oak	Walnut
BRW Brownie	AUB Auburn
CAN Canyon	ESP Espresso
CIT Citron	MCH Mocha*
DES Desert	NTO Night Owl*
ECU Ecu	SIE Sienna*
HEN Henna	TOF Toffee
HNY Honey	TRF Truffle*
NUT Nut Brown	

Color - Add \$38 list per item

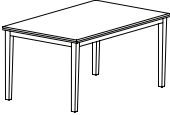
BKD Backdrop	GRV Greek Villa
BFX Black Fox	GLF Gulf Stream
BWH Bright White	HTB Heartthrob
CGP Cargo Pants	NET Network Gray
CHT Chatroom	NWH Nonchalant White
DSY Daisy	PAR Paradise
DRG Daring	QXP Quixotic Plum
DYN Dynamo	RBZ Relic Bronze
ENG Enigma	SND Sandbank
FRR French Roast	STM Storm
GBY Georgian Bay	TRC Tricorn Black

Specifications

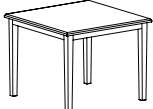
- Wood species - Cherry, Maple, or Walnut.
- Top core material is 1 1/8" thick with 45 lb. density industrial grade particle board.
- Backer is bonded to bottom side to ensure balanced construction.
- All tops have internal solid lumber bands with overlay laminate or veneer.
- Standard with adjustable rubber cushion metal glides.


⑤ Edge Profile Options:



Description	D	W	H	CTN WT	CU FT	① Model	List Price
	20	28	25	38	3	LI2028-25	\$533
	20	42	25	44	4	LI2042-25	\$648
	24	36	25	49	4	LI2436-25	\$654
	30	42	25	54	5	LI3042-25	\$802
	30	60	25	89	7	LI3060-25	\$941
	36	60	25	99	9	LI3660-25	\$1,043
	36	72	25	119	10	LI3672-25	\$1,224
	36	90	25	127	13	LI3690-25*	\$1,664
	42	78	25	134	13	LI4278-25	\$1,686
	42	84	25	144	14	LI4284-25	\$1,770

· 90" table has an additional leg in center for support

Description	D	W	H	CTN WT	CU FT	① Model	List Price
	24	24	25	44	3	LI2424-25	\$592
	36	36	25	64	6	LI3636-25	\$846
	42	42	25	74	7	LI4242-25	\$1,007
	48	48	25	84	9	LI4848-25	\$1,179

Description	D	W	H	CTN WT	CU FT	① Model	List Price
	36	N/A	25	36	6	LI36R-25	\$967
	42	N/A	25	74	7	LI42R-25	\$1,140
	48	N/A	25	89	9	LI48R-25	\$1,235

To Order, Specify:

- ① Model Number
- ② Top Material - Veneer (W) or Laminate (L)
- ③ Wood Species - Cherry (CH1), Maple (MA1), Red Oak (OK1) or Walnut (WA1)
- ④ Wood Finish/Color
- ⑤ Edge Profile
- ⑥ Leg Style - Straight Wood (S) or Tapered Wood (T)
- ⑦ Leg Attachment
 - A. Corner block with 3" high straight apron (CBSA)
 - B. Corner block with 3" high arched apron (CBAA)
 - C. Plate and Barrel Nut with 1" high straight apron (PBSA)
- ⑧ Optional Premium or Specialty Laminate Tops
Available - contact customer service for pricing

④ Wood Finish/Color Options:

Cherry	Maple
BRL Barley	ALM Ale Medium
BBM Bourbon Medium	BUT Butterscotch
BRM Brighton Medium	CIN Cinnamon
CLA Classic	FLX Flax
CLL Collectors*	VEN Venetian
EAR Earthy	
HRV Harvest*	
LGC Legacy	
PRL Praline*	
SAF Saffron	
Red Oak	Walnut
BRW Brownie	AUB Auburn
CAN Canyon	ESP Espresso
CIT Citron	MCH Mocha*
DES Desert	NTO Night Owl*
ECU Ecu	SIE Sienna*
HEN Henna	TOF Toffee
HNY Honey	TRF Truffle*
NUT Nut Brown	

Color - Add \$38 list per item

BKD Backdrop	GRV Greek Villa
BFX Black Fox	GLF Gulf Stream
BWH Bright White	HTB Heartthrob
CGP Cargo Pants	NET Network Gray
CHT Chatroom	NWH Nonchalant White
DSY Daisy	PAR Paradise
DRG Daring	QXP Quixotic Plum
DYN Dynamo	RBZ Relic Bronze
ENG Enigma	SND Sandbank
FRR French Roast	STM Storm
GBY Georgian Bay	TRC Tricorn Black

Specifications

- Wood species - Cherry, Maple, or Walnut.
- Top core material is 1 1/8" thick with 45 lb. density industrial grade particle board.
- Backer is bonded to bottom side to ensure balanced construction.
- All tops have internal solid lumber bands with overlay laminate or veneer.
- Standard with adjustable rubber cushion metal glides.

⑤ Edge Profile Options:



Menu Tables Order Check List:



Specify:

- 1. Model Number
- 2. Laminate Top Selection
- 3. Wood Edge Species - Red Oak (RO) or Maple (M)
- 4. Wood Edge Finish/Color (all edges except E, F, G and L)
- 5. Edge profile
- 6. Optional Premium or Specialty Laminate Tops Available - contact customer service for pricing.

Example:

M2430 (model #)	7816-60 (laminates)	RO (wood species)	HEN (finish)	A (edge)
---------------------------	-------------------------------	-----------------------------	------------------------	--------------------

1. Model Number

2. Laminate Top Selection - select from any standard JSI laminate. Contact Customer service for graded in Wilsonart laminate, list on the next page.

3. Wood Edge Species - Red Oak (RO) or Maple (M)

4. Wood Edge Finish/Color Options:

Red Oak

BRW Brownie	ECU Ecru
CAN Canyon	HEN Henna
CIT Citron	HNY Honey
DES Desert	NUT Nut Brown

Maple

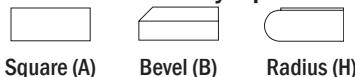
CAG Aged Ash Coordinate	CGR Graphite Coordinate
ALM Ale Medium	HRV Harvest
AUB Auburn	CHL High Line Coordinate
BRL Barley	CKC Khaki Coordinate
CBE Blonde Echo Coordinate	LGC Legacy
BBM Bourbon Medium	MCH Mocha
CBZ Brazilwood Coordinate	NTO Night Owl
BRM Brighton Medium	COA Oatmeal Cookie Coordinate
BUT Butterscotch	CPI Pinnacle Walnut Coordinate
CIN Cinnamon	PRL Praline
CLA Classic	SAF Saffron
CCF Coffee Coordinate	SIE Sienna
CLL Collectors	CST Studio Teak Coordinate
CCR Cremello Coordinate	TOF Toffee
EAR Earthy	TRF Truffle
ESP Espresso	VEN Venetian
FLX Flax	CVI Vintage Coordinate
CFL Florence Walnut Coordinate	CWH Walnut Heights Coordinate
CFO Fossil Coordinate	CWE Weathered Ash Coordinate

Color - Add \$38 list per item

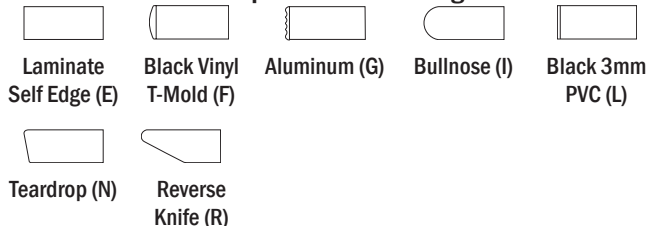
BKD Backdrop	GRV Greek Villa
BFX Black Fox	GLF Gulf Stream
BWH Bright White	HTB Heartthrob
CGP Cargo Pants	NET Network Gray
CHT Chatroom	NWH Nonchalant White
DSY Daisy	PAR Paradise
DRG Daring	QXP Quixotic Plum
DYN Dynamo	RBZ Relic Bronze
ENG Enigma	SND Sandbank
FRR French Roast	STM Storm
GBY Georgian Bay	TRC Tricorn Black

5. Edge Profile Options:

Overlay tops with internal edges



Inset tops with external edges



6. Order any standard pattern from Wilsonart, Formica, Nevamar or Pionite with no upcharge. For a complete standard list for any of these vendors please contact Customer Service. Optional premium or specialty laminate tops available - contact customer service for pricing.

Wilsonart Laminate Tier

JSI offers an extensive program for laminates beyond our Standard Program. Always reference our website for the most current listing, select the color of the PVC edge color.

Laminate	Pattern #	Tier	Laminate	Pattern #	Tier	Laminate	Pattern #	Tier
Almond Leather	2932-60	2	Grey Nebula	4622-60	2	Pewter	D73-60	2
Antique White-Matte	1572-60	2	Grey Pampas	4168-60	2	Pewter Brush	4779-60	2
Atlantis	D25-60	2	Harvest Maple	7953-38	2	Pewter Mesh	4878-38	2
Bannister Oak	7806-60	2	High Rise	4996-38	2	Pinball	4937-38	2
Beige	1530-60	2	Hollyberry	D307-60	2	Platinum	D315-60	2
Beige Pampus	4170-60	2	Huntington Maple	7929-38	2	Port	D14-60	2
Beigewood	7850-60	2	Indigo	D379-60	2	Portico Teak	8210K-28	3
Black	1595-60	2	Irish Linen	4993-38	2	Pressed Linen	4991-38	2
Blue Agave	4919-60	2	Khaki Brown	D50-60	2	Putty	1503-60	2
Boardwalk Oak	7983-38	2	Kingswood Walnut	8218-38	2	Raw Cotton	4947-38	2
Brittany Blue	D321-60	2	Lapis Blue	D417-60	2	River Cherry	7937-38	2
Bronze Legacy	4656-60	2	Light Beige	1531-60	2	Rugged Linen	4989-38	2
Buka Bark	7982-38	2	Limber Maple	10734-60	2	Rustic Slate	4888-38	2
Burnished Chestnut	4796-60	2	Linen	D427-60	2	Sable Soapstone	4883-38	2
Canyon Zephyr	4842-60	2	Loden Zephyr	4844-60	2	Sap Walnut	8221-38	2
Carbon EV	4820-60	2	Lowell Ash	7994-38	2	Shadow Zephyr	4857-60	2
Carbon Mesh	4880-38	2	Mangalore Mango	7984-38	2	Sheer Mesh	4876-38	2
Castle Oak	7928-38	2	Manitoba Maple	7911-60	2	Sierra Cascade	5005-38	2
Casual Linen	4944-38	2	Maroochy Brush	4745-60	2	Silicon EV	4811-60	2
Cement	D503-60	2	Midnight	D505-60	2	Soft Gold Mesh	4911-38	2
Classic Linen	4943-38	2	Mission Maple	7990-38	2	Solar Oak	7816-60	2
Cloud Nebula	4630-60	2	Misted Zephyr	4843-60	2	Sprout	4918-60	2
Cloud Zephyr	4856-60	2	Monticello Maple	7925-38	2	Steel Mesh	4879-38	2
Coffee Bean	D495-60	2	Morelia Mango	7985-38	2	Sterling Ash	7995-38	2
Crisp Linen	4942-38	2	Morro Zephyr	4846-60	2	Tailored Linen	4992-38	2
Crystal	D388-60	2	Natural Almond	D30-60	2	Tan Soapstone	4887-38	2
Desert Zephyr	4841-60	2	Natural Cotton	4946-38	2	Tangerine	4915-60	2
Dove Grey	D92-60	2	Natural Nebula	4633-60	2	Tawny Legacy	4663-60	2
Ebony Recon	7997-38	2	Natural Pear	7061-60	2	Titanium EV	4810-60	2
Eggplant	4913-60	2	Natural Recon	7996-38	2	Tungsten EV	4814-60	2
Evening Tigris	4674-60	2	Natural Rift	7954-38	2	Tuscan Walnut	7921-38	2
Fashion Grey	D381-60	2	Natural Tigris	4669-60	2	Twilight Zephyr	4845-60	2
Fired Steel	4994-60	2	Navy Legacy	4651-60	2	Wallaby	D439-60	2
Flax Linen	4990-38	2	NeoWalnut	7991-38	2	Washi Crystal	5017-38	2
Fonthill Pear	10745-60	2	Neutral Glace	4143-60	2	Washi Gold	5019-38	2
Forged Steel	4995-60	2	New Age Oak	7938-38	2	Washi Pewter	5018-38	2
Fossil Shale	D504-60	2	Nickel EV	4813-60	2	White Carrara	4924-38	2
French Linen	5016-38	2	Nordic Linen	5015-38	2	White Cascade	5003-38	2
French Pear	8220-38	2	North Sea	D90-60	2	White Nebula	4621-60	2
Frosty White	1573-60	2	Ocean	D502K-18	3	White Sand	D403-60	2
Fusion Maple	7909-60	2	Oiled Soapstone	4882-38	2	White Tigris	4783-60	2
Gesso Tracery	4962-38	2	Orange Grove	D501-60	2	White-Matte	1570-60	2
Glided Mesh	4912-38	2	Organic Cotton	4945-38	2	Wild Cherry	7054-60	2
Graphite Nebula	4623-60	2	Oxide	1787-60	2	Windswept Bronze	4794-38	2
Green Soapstone	4885-38	2	Palisades Oak	7987-38	2	Windswept Pewter	4795-60	2
Green Tigris	4667-60	2	Pampus	4166-60	2	Woolamai Brush	4746-60	2
Grey	1500-60	2	Pasadena Oak	7986-38	2			
Grey Glace	4142-60	2	Pearl Soapstone	4886-38	2			
Grey Mesh	4877-38	2	Pepperdust	D327-60	2			

Standard PVC Edge Colors

JSI supports 24 standard PVC edge colors listed below. These coordinate with our Standard Laminates. When selecting a Standard (Tier 1) Laminate, the coordinating PVC edge color is automatically applied. When selecting a Graded-In Laminate you will be prompted to choose one these 24 PVC edge colors to be applied to the edge.

AGA	Aged Ash	FWH	Florence Walnut
ALB	Alabaster	GRH	Graphite
ALL	Ale Light	HGL	High Line
BLK	Black	OAT	Oatmeal Cookie
BLO	Blonde Echo	PIN	Pinnacle Walnut
BOL	Bourbon Light	PLT	Platinum
BZW	Brazilwood	SHD	Shadow
BBL	Bridal Blanco	SLG	Slate Grey
BGL	Brighton Light	STU	Studio Teak
CLL	Collectors	VIN	Vintage
DWH	Designer White	WLH	Walnut Heights
DOV	Dove Grey	WEA	Weathered Ash

Description	D	W	CTN WT	① Model	ABCDH	E	F	G	INOP	L	QR
Rectangular 	24	30	23	M2430	\$391	\$315	\$285	\$333	\$486	\$227	\$502
	24	36	27	M2436	\$471	\$328	\$299	\$309	\$577	\$252	\$605
	24	42	32	M2442	\$537	\$343	\$321	\$416	\$674	\$273	\$692
	24	48	36	M2448	\$618	\$362	\$338	\$481	\$856	\$285	\$791
	24	60	45	M2460	\$707	\$399	\$389	\$504	\$958	\$328	\$914
	24	72	54	M2472	\$853	\$485	\$457	\$679	\$1,145	\$355	\$1,127
	30	36	34	M3036	\$584	\$345	\$316	\$406	\$717	\$273	\$752
	30	42	40	M3042	\$699	\$399	\$364	\$486	\$870	\$340	\$905
	30	48	45	M3048	\$773	\$407	\$373	\$504	\$958	\$355	\$1,000
	30	60	57	M3060	\$968	\$462	\$424	\$701	\$1,197	\$391	\$1,249
	30	72	68	M3072	\$1,160	\$515	\$466	\$879	\$1,428	\$479	\$1,494
	36	60	68	M3660	\$1,142	\$493	\$449	\$800	\$1,416	\$490	\$1,477
	36	72	81	M3672	\$1,299	\$622	\$566	\$917	\$1,607	\$555	\$1,684

Square 	24	24	18	M2424	\$319	\$243	\$251	\$320	\$396	\$230	\$413
	30	30	29	M3030	\$493	\$270	\$270	\$359	\$604	\$255	\$632
	36	36	41	M3636	\$703	\$318	\$310	\$462	\$860	\$309	\$909
	42	42	56	M4242	\$1,050	\$519	\$519	\$636	\$1,287	\$501	\$1,352
	48	48	70	M4848	\$1,172	\$583	\$570	\$701	\$1,538	\$507	\$1,613

Round 	24	N/A	18	M24R	\$401	\$273	\$251	\$273	\$495	\$243	\$516
	30	N/A	29	M30R	\$534	\$329	\$300	\$371	\$664	\$285	\$686
	36	N/A	41	M36R	\$770	\$389	\$355	\$485	\$945	\$409	\$989
	42	N/A	56	M42R	\$1,106	\$571	\$519	\$647	\$1,360	\$656	\$1,428
	48	N/A	72	M48R	\$1,349	\$581	\$530	\$778	\$1,674	\$661	\$1,736

To Order, Specify:

- ① Model Number
- ② Laminate Top Selection
- ③ Wood Edge Species - Red Oak (RO) or Maple (M)
- ④ Wood Edge Finish/Color (except edges E, F, G and L)
- ⑤ Edge Profile - see page 222
- ⑥ Optional Graded In Laminate Imaging Tops Available - see page 223 for details
- ⑦ Optional Premium or Specialty Laminate Tops Available - contact customer service for pricing

④ Wood Finish/Color Options:

Red Oak		ECU	Ecru
BRW	Brownie	HEN	Henna
CAN	Canyon	HNY	Honey
CIT	Citron	NUT	Nut Brown
DES	Desert		
Maple		CGR	Graphite Coordinate
CAG	Aged Ash Coordinate	HRV	Harvest
ALM	Ale Medium	CHL	High Line Coordinate
AUB	Auburn	CKC	Khaki Coordinate
BRL	Barley	LGC	Legacy
CBE	Blonde Echo Coordinate	MCH	Mocha
BBM	Bourbon Medium	NTO	Night Owl
CBZ	Brazilwood Coordinate	COA	Oatmeal Cook Coordinate
BRM	Brighton Medium	CPI	Pinnacle Walnut Coordinate
BUT	Butterscotch	PRL	Praline
CIN	Cinnamon	SAF	Saffron
CLA	Classic	SIE	Sienna
CCF	Coffee Coordinate	CST	Studio Teak Coordinate
CLL	Collectors	TOF	Toffee
CCR	Cremello Coordinate	TRF	Truffle
EAR	Earthy	VEN	Venetian
ESP	Espresso	CVI	Vintage Coordinate
FLX	Flax	CWH	Walnut Heights Coordinate
CFL	Florence Walnut Coordinate	CWE	Weathered Ash Coordinate
CFO	Fossil Coordinate		

Color - Add \$38 list per item

BKD	Backdrop	GRV	Greek Villa
BFX	Black Fox	GLF	Gulf Stream
BWH	Bright White	HTB	Hearthrob
CGP	Cargo Pants	NET	Network Gray
CHT	Chatroom	NWH	Nonchalant White
DSY	Daisy	PAR	Paradise
DRG	Daring	QXP	Quixotic Plum
DYN	Dynamo	RBZ	Relic Bronze
ENG	Enigma	SND	Sandbank
FRR	French Roast	STM	Storm
GBY	Georgian Bay	TRC	Tricorn Black

Specifications

- Wood species - Red Oak or Maple.
- All table top edges are 1 1/4" thick.
- Gloss or mirrored laminates not recommended.

Menu Bases Order Check List:



Bistro

Cafe

Bravo

Specify:

- 1. Model Number
- 2. Optional Custom Height Base - add \$113 list
- 3. Optional Bar Height Base with Foot Ring - add \$222 list
- 4. Optional Self Leveling Glides - add \$33 list

Example:

BI-22ENDBW |
(model #)

1. Model Number

2. Optional Custom Height Base - Add \$113 list
· cannot exceed 42" in height

3. Optional Bar Height Base with Foot Ring (available on four prong, four prong extended and three prong) - Add \$222 list
· overall height with top - 42"

4. Optional Self Leveling Glides - Add \$33 list
· standard with nylon plastic glides

5. Labor Saver Bases

· all bases include labor saver columns, eliminating the need for timely base assembly and cutting installation time dramatically with simple one-man installation.

Our bases follow these simple steps for installation:

1. Attach square plate to table top.



2. Attach support base to column.



Description	D	H	Base Spread	CTN WT	① Model	List Price
-------------	---	---	-------------	--------	---------	------------



Bistro Four Prong	3	28	22	14	BI-22BW	\$139
-------------------	---	----	----	----	---------	-------

- metal base in Black Sandtex (BSX) only
- Compatible tables:**
- one base required: 24" and 30" diameter
- one base required: 24 x 24, 24 x 30, 30 x 30
- two bases required: 24 x 72, 30 x 72, 36 x 72

	3	28	30	24	BI-30BW	\$185
--	---	----	----	----	---------	-------

- metal base in Black Sandtex (BSX) only
- Compatible tables:**
- one base required: 36" diameter
- one base required: 24 x 36, 24 x 42, 30 x 36, 30 x 42, 36 x 36

	4	28	36	42	BI-36BW	\$359
--	---	----	----	----	---------	-------

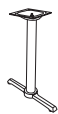
- metal base in Black Sandtex (BSX) only
- Compatible tables:**
- one base required: 42" and 48" diameter
- one base required: 42 x 42, 48 x 48

Bistro Four Prong Extended	3	28	34	24	BI-2434BW	\$163
----------------------------	---	----	----	----	-----------	-------



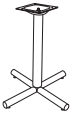
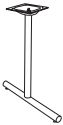
- metal base in Black Sandtex (BSX) only
- Compatible tables:**
- one base required: 24 x 48, 30 x 48

Bistro Two Prong	3	28	22	14	BI-22ENDBW	\$139
------------------	---	----	----	----	------------	-------



- metal base in Black Sandtex (BSX) only
- Compatible tables:**
- two bases required: 24 x 48, 24 x 60, 24 x 72, 30 x 48, 30 x 60, 30 x 72, 36 x 60, 36 x 72

TABLES

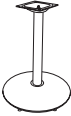
Description	D	H	Base Spread	CTN WT	① Model	List Price
Cafe Four Prong  <ul style="list-style-type: none"> metal base in Black Sandtex (BSX) only Compatible tables: <ul style="list-style-type: none"> one base required: 24" and 30" diameter one base required: 24 x 24, 24 x 30, 30 x 30 two bases required: 24 x 72, 30 x 72, 36 x 72 	2	28 ¾	22	28	CF-22BW	\$376
<ul style="list-style-type: none"> metal base in Black Sandtex (BSX) only Compatible tables: <ul style="list-style-type: none"> one base required: 36" diameter one base required: 24 x 36, 24 x 42, 30 x 36, 30 x 42, 36 x 36 	2	28 ¾	26	34	CF-26BW	\$474
<ul style="list-style-type: none"> metal base in black sandtex only Compatible tables: <ul style="list-style-type: none"> one base required: 42" and 48" diameter one base required: 42 x 42, 48 x 48 	2	28 ¾	36	53	CF-36BW	\$507
Cafe Two Prong  <ul style="list-style-type: none"> metal base in Black Sandtex (BSX) only Compatible tables: <ul style="list-style-type: none"> two bases required: 24 x 48, 24 x 60, 24 x 72, 30 x 48, 30 x 60, 30 x 72, 36 x 60, 36 x 72 	4	27 ¾	22	23	CF-22ENDBW	\$253

To Order, Specify:

- ① Model Number
- ② Optional Custom Height Base - add \$113 list
- ③ Optional Bar Height Base with Foot Ring - add \$222 list
- ④ Optional Self Leveling Glides - add \$33 list

Specifications

- All metal bases available in Black Sandtex (BSX) only.
- Standard with adjustable glides.
- Standard with labor saver base.

Description	D	H	Base Spread	CTN WT	① Model	List Price
Bravo Disc 	3	29	17	32	BR-17BW	\$246
<ul style="list-style-type: none"> metal base in black sandtex only <p>Compatible tables:</p> <ul style="list-style-type: none"> one base required: 24" and 30" diameter one base required: 24 x 30, 30 x 30, 30 x 36 two bases required: 24 x 60, 24 x 72, 30 x 48, 30 x 60, 30 x 72 						
	3	29	22	38	BR-22BW	\$388
<ul style="list-style-type: none"> metal base in black sandtex only <p>Compatible tables:</p> <ul style="list-style-type: none"> one base required: 36" diameter one base required: 24 x 36, 24 x 42, 30 x 36, 30 x 42, 36 x 36 two bases required: 36 x 72 						
	3	29	28	72	BR-28BW	\$623
<ul style="list-style-type: none"> metal base in black sandtex only <p>Compatible tables:</p> <ul style="list-style-type: none"> one base required: 42" and 48" diameter one base required: 36 x 60, 42 x 42, 48 x 48 						

TABLES

To Order, Specify:

- ① Model Number
- ② Optional Custom Height Base - add \$113 list
- ③ Optional Bar Height Base with Foot Ring - add \$222 list
- ④ Optional Self Leveling Glides - add \$33 list

Specifications

- All metal bases available in Black Sandtex (BSX) only.
- Standard with adjustable glides.
- Standard with labor saver base.

Regal Lounge Order Check List:



Specify:

- 1. Model Number
- 2. Wood Species - Maple (M)
- 3. Wood Finish/Color
- 4. Fabric Selection - vendor, pattern and color
- 5. Optional Rubber Cushion Nylon Glides - no upcharge

Example:

RG8201 (model #)	M (wood species)	AUB (finish)	MOMENTUM (fabric vendor)	VOX (pattern name)	MYSTIC (pattern color)
---------------------	---------------------	-----------------	-----------------------------	-----------------------	---------------------------

1. Model Number

2. Wood Species - Maple (M)

3. Wood Finish/Color Options:

CAG Aged Ash Coordinate	CGR Graphite Coordinate
ALM Ale Medium	HRV Harvest
AUB Auburn	HEN Henna
BRL Barley	CHL High Line Coordinate
CBE Blonde Echo Coordinate	HNY Honey
BBM Bourbon Medium	CKC Khaki Coordinate
CBZ Brazilwood Coordinate	HNY Honey
BRM Brighton Medium	LGC Legacy
BRW Brownie	MCH Mocha
BUT Butterscotch	NTO Night Owl
CAN Canyon	NUT Nut Brown
CIN Cinnamon	COA Oatmeal Cookie Coordinate
CIT Citron	CPI Pinnacle Walnut Coordinate
CLA Classic	PRL Praline
CCF Coffee Coordinate	PRL Praline
CLL Collectors	SAF Saffron
CCR Cremello Coordinate	SIE Sienna
DES Desert	CST Studio Teak Coordinate
EAR Earthy	TOF Toffee
ECU Ecru	TRF Truffle
ESP Espresso	VEN Venetian
FLX Flax	CVI Vintage Coordinate
CFL Florence Walnut Coordinate	CWH Walnut Heights Coordinate
CFO Fossil Coordinate	CWE Weathered Ash Coordinate

Color - Add \$38 list per item

BKD Backdrop	GRV Greek Villa
BFX Black Fox	GLF Gulf Stream
BWH Bright White	HTB Heartthrob
CGP Cargo Pants	NET Network Gray
CHT Chatroom	NWH Nonchalant White
DSY Daisy	PAR Paradise
DRG Daring	QXP Quixotic Plum
DYN Dynamo	RBZ Relic Bronze
ENG Enigma	SND Sandbank
FRR French Roast	STM Storm
GBY Georgian Bay	TRC Tricorn Black

4. Fabric Selection - Please supply the following:

- Fabric vendor
- Pattern name
- Pattern color

[For a complete list of JSI Graded-In Fabric click here](#)

When specifying contrasting upholstery, indicate clearly which upholstery is to be applied to the seat, back and arms. Use higher grade pricing.

- Indicate direction of fabric - Railroaded or Up the Roll
- Please provide illustration, if available

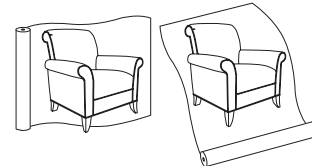
All COM orders must include the following:

- Vendor's name, pattern name and color
- Sample of the fabric attached to order
- Model numbers of items for fabric application
- Special application instructions (e.g., all stripes will be applied front to back unless specified otherwise)
- Customer and purchase order number


Ship prepaid COM material to:


JSI
Attn: COM Dept
201 East Martin Street
Receiving B, Dock 71
Orleans, IN 47452

Application of fabric:
Railroaded Up the Roll



All COM orders will ship at standard lead time from receipt of COM except for orders requiring special custom matched finishes.

Description	Model	Specifications			List Price Per Grade	
Single Seat 	RG8201	Dimensions	D	W	H	COM \$2,301
		Overall	36 1/2	36	38	A \$2,410
		Seat	20 1/2	21 1/2	19	B \$2,557
		Arm			25	COL/C \$2,814
		Upholstery		Shipping		D \$3,142
		COM Ydg	6 1/2	Ctn Wt	68	E \$3,473
		COL Sq Ft	143	Cu Ft	32	F \$3,821
						G \$4,312
						H \$4,839
						I \$5,662
				J \$6,650		
				L1 \$5,071		
				L2 \$5,763		

Description	Model	Specifications			List Price Per Grade	
Two Seat 	RG8202	Dimensions	D	W	H	COM \$3,024
		Overall	36 1/2	56	38	A \$3,177
		Seat	20 1/2	41 1/2	19	B \$3,386
		Arm			25	COL/C \$3,750
		Upholstery		Shipping		D \$4,217
		COM Ydg	9 1/4	Ctn Wt	100	E \$4,686
		COL Sq Ft	204	Cu Ft	50	F \$5,183
						G \$5,883
						H \$6,634
						I \$7,804
				J \$9,214		
				L1 \$6,963		
				L2 \$7,945		

To Order, Specify:

- 1 Model Number
- 2 Wood Species - Maple (M)
- 3 Wood Finish/Color
- 4 Fabric Selection - vendor, pattern and color
- 5 Optional Rubber Cushion Nylon Glides - no upcharge

3 Wood Finish/Color Options:

- | | |
|--------------------------------|--------------------------------|
| CAG Aged Ash Coordinate | CGR Graphite Coordinate |
| ALM Ale Medium | HRV Harvest |
| AUB Auburn | CHL High Line Coordinate |
| BRL Barley | CKC Khaki Coordinate |
| CBE Blonde Echo Coordinate | LGC Legacy |
| BBM Bourbon Medium | MCH Mocha |
| CBZ Brazilwood Coordinate | NTO Night Owl |
| BRM Brighton Medium | COA Oatmeal Cook Coordinate |
| BUT Butterscotch | CPI Pinnacle Walnut Coordinate |
| CIN Cinnamon | PRL Praline |
| CLA Classic | SAF Saffron |
| CCF Coffee Coordinate | SIE Sienna |
| CLL Collectors | CST Studio Teak Coordinate |
| CCR Cremello Coordinate | TOF Toffee |
| EAR Earthy | TRF Truffle |
| ESP Espresso | VEN Venetian |
| FLX Flax | CVI Vintage Coordinate |
| CFL Florence Walnut Coordinate | CWH Walnut Heights Coordinate |
| CFO Fossil Coordinate | CWE Weathered Ash Coordinate |




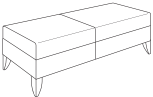
- 4 See a selection of graded in fabric manufacturers and patterns on pages 13-20. Contact Customer Service for additional fabric options.

Specifications

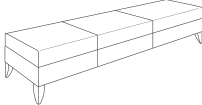
- Wood species - Maple.
- 7/8" thick furniture-grade plywood with mortise and tenon joinery, glue and screws.
- Seats and backs have synthetic sheet webbing suspension.
- Seats have 5 1/2" and backs 3" high density polyurethane foam wrapped in Dacron® wrap and synthetic sheet webbing with cross strap reinforcement.
- Arms have 2" high density polyurethane foam on the top and sides.
- Standard with rubber cushion metal glides.

Color - Add \$38 list per item

- | | |
|------------------|----------------------|
| BKD Backdrop | GRV Greek Villa |
| BFX Black Fox | GLF Gulf Stream |
| BWH Bright White | HTB Heartthrob |
| CGP Cargo Pants | NET Network Gray |
| CHT Chatroom | NWH Nonchalant White |
| DSY Daisy | PAR Paradise |
| DRG Daring | QXP Quixotic Plum |
| DYN Dynamo | RBZ Relic Bronze |
| ENG Enigma | SND Sandbank |
| FRR French Roast | STM Storm |
| GBY Georgian Bay | TRC Tricorn Black |

Description	① Model	Specifications				List Price Per Grade
	RG8203	Dimensions	D	W	H	COM \$3,674
		Overall	36 ½	76	38	A \$3,852
		Seat	20 ½	61 ½	19	B \$4,094
		Arm			25	COL/C \$4,517
		Upholstery		Shipping		D \$5,063
		COM Ydg	10 ¾	Ctn Wt	127	E \$5,606
		COL Sq Ft	237	Cu Ft	70	F \$6,181
						G \$6,998
						H \$7,871
						I \$9,234
				J \$10,868		
				L1 \$8,252		
				L2 \$9,395		
	RG8204	Dimensions	D	W	H	COM \$1,061
		Overall	18 ½	21 ½	17	A \$1,105
		Upholstery		Shipping		B \$1,162
		COM Ydg	2 ½	Ctn Wt	49	COL/C \$1,262
		COL Sq Ft	50	Cu Ft	28	D \$1,387
						E \$1,514
						F \$1,648
						G \$1,839
						H \$2,041
						I \$2,356
				J \$2,739		
				L1 \$1,977		
				L2 \$2,205		
	RG8291	Dimensions	D	W	H	COM \$1,437
		Overall	25 ½	20 ½	17 ¾	A \$1,483
		Upholstery		Shipping		B \$1,526
		COM Ydg	2	Ctn Wt	41	COL/C \$1,605
		COL Sq Ft	40	Cu Ft	30	D \$1,706
						E \$1,809
						F \$1,915
						G \$2,066
						H \$2,229
						I \$2,483
				J \$2,788		
				L1 \$2,179		
				L2 \$2,362		
	RG8292	Dimensions	D	W	H	COM \$1,951
		Overall	25 ½	40 ½	16 ½	A \$2,010
		Upholstery		Shipping		B \$2,071
		COM Ydg	2 ¾	Ctn Wt	76	COL/C \$2,181
		COL Sq Ft	55	Cu Ft	46	D \$2,320
						E \$2,461
						F \$2,607
						G \$2,816
						H \$3,039
						I \$3,388
				J \$3,804		
				L1 \$2,969		
				L2 \$3,220		

REGAL

Description	Model	Specifications			List Price Per Grade		
		Dimensions	D	W	H	COM	
Three Seat Bench 	RG8293	Overall	25 1/2	60 1/2	17 3/4	A	\$2,448
		Upholstery		Shipping		B	\$2,557
		COM Ydg	4 3/4	Ctn Wt	116	COL/C	\$2,742
		COL Sq Ft	95	Cu Ft	62	D	\$2,982
						E	\$3,225
						F	\$3,477
						G	\$3,839
						H	\$4,225
						I	\$4,826
						J	\$5,549
						L1	\$4,103
						L2	\$4,536

REGAL

To Order, Specify:

- 1 Model Number
- 2 Wood Species - Maple (M)
- 3 Wood Finish/Color
- 4 Fabric Selection - vendor, pattern and color
- 5 Optional Rubber Cushion Nylon Glides - no upcharge

3 Wood Finish/Color Options:

CAG Aged Ash Coordinate	CGR Graphite Coordinate
ALM Ale Medium	HRV Harvest
AUB Auburn	CHL High Line Coordinate
BRL Barley	CKC Khaki Coordinate
CBE Blonde Echo Coordinate	LGC Legacy
BBM Bourbon Medium	MCH Mocha
CBZ Brazilwood Coordinate	NTO Night Owl
BRM Brighton Medium	COA Oatmeal Cook Coordinate
BUT Butterscotch	CPI Pinnacle Walnut Coordinate
CIN Cinnamon	PRL Praline
CLA Classic	SAF Saffron
CCF Coffee Coordinate	SIE Sienna
CLL Collectors	CST Studio Teak Coordinate
CCR Cremello Coordinate	TOF Toffee
EAR Earthy	TRF Truffle
ESP Espresso	VEN Venetian
FLX Flax	CVI Vintage Coordinate
CFL Florence Walnut Coordinate	CWH Walnut Heights Coordinate
CFO Fossil Coordinate	CWE Weathered Ash Coordinate

Color - Add \$38 list per item

BKD Backdrop	GRV Greek Villa
BFX Black Fox	GLF Gulf Stream
BWH Bright White	HTB Heartthrob
CGP Cargo Pants	NET Network Gray
CHT Chatroom	NWH Nonchalant White
DSY Daisy	PAR Paradise
DRG Daring	QXP Quixotic Plum
DYN Dynamo	RBZ Relic Bronze
ENG Enigma	SND Sandbank
FRR French Roast	STM Storm
GBY Georgian Bay	TRC Tricorn Black

- 4 See a selection of graded in fabric manufacturers and patterns on pages 13-20. Contact Customer Service for additional fabric options.

Specifications

- Wood species - Maple.
- 7/8" thick furniture-grade plywood with mortise and tenon joinery, glue and screws.
- Seats and backs have synthetic sheet webbing suspension.
- Seats have 5 1/2" and backs 3" high density polyurethane foam wrapped in Dacron® wrap and synthetic sheet webbing with cross strap reinforcement.
- Arms have 2" high density polyurethane foam on the top and sides.
- Standard with rubber cushion metal glides.



- Desks 22
- Modesty Panels 23
- Returns and Bridges 30
- Credenzas 36
- Pedestals 40
- Modesty Panel Applications 44
- Modular Tops 50
- Overhead Cabinets. 52
- Tackboards 52
- Tool Rail Accessories. 56
- Wall Mount Storage 58
- Storage Towers. 60
- Transaction Counter 60
- Bookcases. 60
- Lateral Files 62
- Vertical Storage Units 63
- Freestanding Tables 64

Shuffle - Overview

Desks



Bow Front Double Pedestal Desk
Page 22



Double Pedestal Desk
Page 22



Electric Adjustable Height Table Desk
Page 24



Pneumatic Adjustable Height Table Desk
Page 24

Desk Modesty Panel Options



Veneer Modesty with Wire Management
Page 23



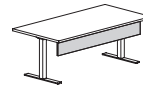
Laminate Modesty
Page 23



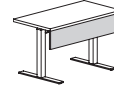
Laminate Modesty with Wire Management
Page 23



Perforated Metal Modesty
Page 23
DISCONTINUED - REMOVED FROM PRODUCT OFFERING



Adjustable Table Modesty Panel
Page 25



Adjustable Bridge Modesty Panel
Page 35

Desk Applications



Bow Front Single Pedestal Desk
Page 26



Single Pedestal Desk
Page 26

Single Pedestal Desk Modesty Panel Options



Veneer Modesty with Wire Management
Page 27



Laminate Modesty
Page 27



Laminate Modesty with Wire Management
Page 27



Perforated Metal Modesty
Page 27

Peninsula Desks



Bullet Peninsula Desk
Page 28

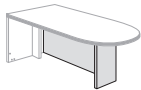


Keyhole Peninsula Desk
Page 28

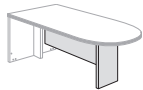
Peninsula Desk Bases and Modesty Panels



Column Base
Page 29



Full Modesty Panel
Page 29



3/4 Modesty Panel
Page 29

Shuffle - Overview

Return Applications



File/File Return
Page 30



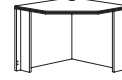
File/File Corner
Return
Page 32



Lateral File Return
Page 31

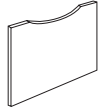


Lateral File Corner
Return
Page 33



Executive Corner
Unit
Page 32

Pedestal Return Modesty Panel Option



Modesty with Wire Management
Page 30 , 32

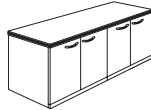
Credenzas



Storage Credenza
Page 36



Lateral File Credenza
Page 36



Four Door Credenza
Page 36



Two Door Credenza
Page 36



Kneespace Credenza
Page 37

Credenza Applications



Buffet Credenza
Page 37



File/File Pedestal
Credenza
Page 38

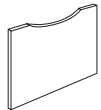


Lateral File Pedestal
Credenza
Page 38



Multi-File Pedestal
Credenza
Page 39

Credenza Modesty Panel Option



Veneer Modesty with
Wire Management
Page 37, 39

Shuffle - Overview

Pedestals



Freestanding
File/File Pedestal
Page 40



Freestanding
Box/Box/File Pedestal
Page 40

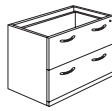
Pedestal Assembly Applications



File/File Pedestal
Page 41



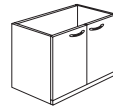
Box/Box/File Pedestal
Page 41



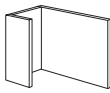
Lateral File Pedestal
Page 42



Multi-File Pedestal
Page 42



Storage Cabinet Pedestal
Page 42



Wing End Assembly
Page 43



End Panel
Page 43

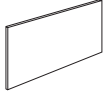


T-Panel for Bullet/
Keyhole Desk
Page 43

Veneer Modesty Applications



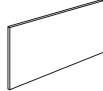
Desk Modesty
Page 44



Kneespace Credenza
Modesty
Page 44



Bridge Modesty
Page 44



Single Pedestal
Credenza Modesty
Page 44



Single Lateral or Multi-
File Credenza Modesty
Page 45



Single Pedestal
Return Modesty
Page 45

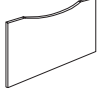


Storage Lateral File
Return Modesty
Page 45

Veneer Modesty Applications with Wire Management Slot



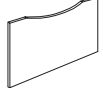
Desk Modesty
Page 46



Kneespace Credenza
Modesty
Page 46



Bridge Modesty
Page 46



Single Pedestal
Credenza Modesty
Page 46



Single Lateral or Multi-
File Credenza Modesty
Page 47



Single Pedestal
Return Modesty
Page 47

Laminate Modesty Applications



Laminate Modesty
Page 48



Laminate Modesty with
Wire Management
Page 48



Perforated Metal
Modesty
Page 49

Shuffle - Overview

Modular Tops



Bow Top
Page 50



Keyhole Top
Page 50



Bullet Top
Page 50



Desk Top
Page 50



Bridge/Return Top
Page 50



Bridge Top
Page 50



Return Top
Page 50



Credenza Top
Page 51

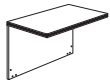


Pedestal Top
Page 51



Lateral File/Storage Top
Page 51

Bridge Applications



Executive Bridge
Page 34

Adjustable Height Bridge



Electric Adjustable
Height Bridge
Page 35

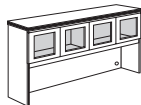
Overhead Cabinets



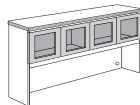
Storage Overhead
Cabinet with Four Doors
Page 52



Storage Overhead
Cabinet with Four Glass
Doors
Page 52



Storage Overhead
Cabinet with Four
Doors
Page 52



Storage Overhead Cabinet
with Four Glass Doors
Page 52

Tackboards



Tackboard for Storage
Overhead Cabinet
Pages 52-53



Tackboards for
Accessory Rail
Pages 54-55

Accessories



Accessory Rail
Page 56



Upright Tray
Page 57



Small Tray
Page 57



Pencil Tray
Page 57



Paper Tray
Page 57



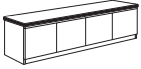
File Hanger
Page 57



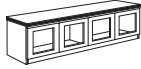
Acrylic Accessory Tray
Page 57

Shuffle - Overview

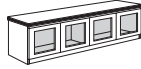
Wall Mount Storage



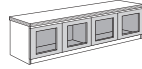
Wall Mount Overhead
with Four Doors
Page 58



Wall Mount Overhead
with Four Glass Doors
Page 58

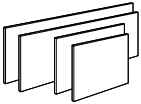


Wall Mount Overhead
with Four Glass Doors
Page 58



Wall Mount Overhead
with Four Glass Doors
Page 58

Tackboards



Wall Mount Tackboards
Page 59

Storage Towers

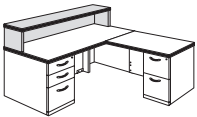


Storage Tower
Page 60



Storage Tower
Page 60

Transaction Counters

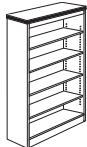


Transaction Counter
Page 60

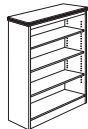
Bookcases



Overhead Bookcase
Page 60



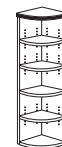
Bookcase
Page 61



Bookcase
Page 61



Bookcase
Page 61



Radius Bookcase
Page 61

Shuffle - Overview

Lateral Files



Lateral File
Page 62

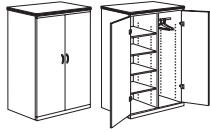


Lateral File
Page 62



Mobile Pedestal
Page 62

Storage Cabinets



Wardrobe
Page 63



Hanging Bar to Shelves
Conversion Kit
Page 63



File/File Lateral
Storage Cabinet
Page 63



File/File Storage
Wardrobe
Page 63

Conference Tables



Round Conference Table
Page 64



Round Magazine Table
Page 64

Tables



Sofa Table
Page 65



Magazine Table
Page 65

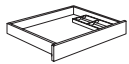


End Table
Page 65



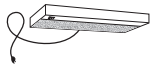
End Table
Page 65

Optional Center Drawer



Center Drawer
Page 65

Task Lights



48" w Task Light



24" w Task Light



31" w LED Starter
Task Light



31" w LED Linking
Adder Task Light



17" w LED Starter
Task Light



17" w LED Linking
Adder Task Light




Motion Sensor
for Task Lights

Shuffle Product Information

Exterior Wood Materials

Exterior surfaces are made from the finest selected veneers to achieve clarity and consistency in the Shuffle product line. To attain a pleasing, symmetrical pattern, all veneers in Shuffle are book-matched. All exterior solid lumber is matched to coordinate with the veneer.



Book Matched Example

Alternating pieces of veneer are flipped over so they face each other like the pages within a book

Shuffle is available in plain sliced cherry veneer. A wide range of wood stains have been formulated to enhance the beauty of the veneer.

Work Surface Construction

Tops are 5-ply balanced construction, 1 3/16" thick with solid matching hardwood edges.

Matching or coordinating high pressure laminate in a veneer grain pattern can be applied to the top surface and is available at no additional charge.

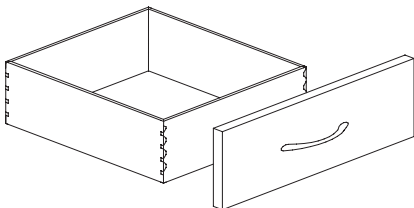
Case Construction

Outside panels are 1 3/16" and joined together by mortise and tenon construction. In addition to mortise and tenon joint construction, pedestal joints are reinforced with screws, cleats, brackets, and glue. Leveling glides are set into solid hardwood blocks with t-nut inserts, which helps to prevent the leveling glide from tear outs. Tops are secured to the chassis with top fastening cleats screwed to the inside of the panels.

Cabinet doors have 110° swing hinges to allow adequate access into the interior of the cabinet.

Drawers

The 9ply unidirectional hardwood sides of the drawer box are 7/16" thick assembled with English dovetail construction at each corner of the box. The drawer bottom panel is 1/4" thick fitting into a groove machined the into side of the box. Interiors are sanded and coated with clear U.V. finish to protect against shrinking, swelling or warping, and to provide a clean, smooth feel and appearance.



Drawer Suspension

The high quality black drawer suspensions carry a lifetime warranty. Slides feature steel ball bearings for longer life with cushioned in/out stops. File and box drawers have 100% full extension with over travel.

Filing Hardware

All file drawers are constructed with a custom designed filing system in place to allow for hanging folders. Filing diagram on pages 16-19.

Locking

All desks, lateral files and free standing credenzas feature pedestal locking. Returns and single pedestal credenzas feature pedestal locking to provide maximum security and flexibility.

Units are shipped randomly keyed as standard. Key alike units are available upon request for no additional charges. Removable cores for in-field re-keying are standard.

Finish - Stain/Colors

We offer a variety of wood stains and paint colors on Shuffle. Please see the chart below. Samples are available upon request. Finishes with an asterisk (*) have coordinating laminate tops.

CH1 Cherry		<i>Flat Cut Veneer</i>
BRL Barley	EAR Earthy	
BBM Bourbon Medium	HRV Harvest*	
BRM Brighton Medium	LGC Legacy	
CLA Classic	PRL Praline*	
CLL Collectors*	SAF Saffron	

Protective Top Coat

DuraTex™ offers exceptional hardness along with abrasion and impact resistance, it has been formulated to eliminate hazardous and harmful gases that are normally associated with wood finish.

DuraTex™ Features

Safety - Significantly reduces hazardous formaldehyde emissions which help improve the quality of the of the indoor air we breathe.

Quality - Developed to be tough and durable with special attention to appearance. The DuraTex™ finish preserves the natural beauty of wood.

Durability - Designed to meet a wide range of demanding performance and environmental standards to withstand even the highest wear and tear.

Shuffle Product Information

Product Modification

Laminate Tops

Worksurface only, no additional upcharge if coordinating wood grain laminate is specified. Contact Customer Service for any other laminate request. Listed below are finishes that have coordinating wood grain HPL laminates.

Cherry Finishes

Collectors

Harvest

Praline

Special Finishes

Special finishes can be requested by following the instructions in the general introduction section, page 3. There is a one time charge of \$332 list per order.

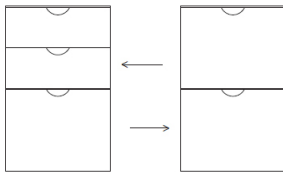
Oak Veneer

Upon request veneer can be changed from the standard offering to oak flat cut veneer with an additional 40% upcharge to the list of each item.

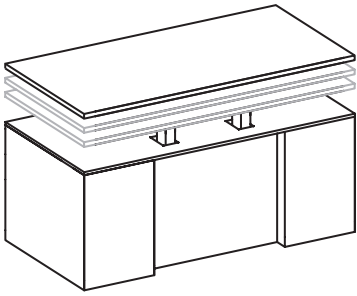
Pedestal Configuration Change

Desks have one box/box/file pedestal. The double pedestal has a file/file on the right side. Returns and credenzas are configured with file/file pedestals.

Shuffle drawer configuration on pedestals 28 1/2" to 30" high can be switched out either to a box-box-file or file-file configuration, but must be specified at the time of order and with an additional \$178 list per pedestal.



Shuffle Product Information



ERGO Adjustable Work Height Mechanism

Our proprietary adjustable work height mechanism can be specified on many of the models in Shuffle.

ERGO mechanism allows height adjustability to be added to the worksurface. Our solution uses a standardized design that minimizes the modifications required to standard desk, bridge, or credenza models. The mechanism and control box are neatly concealed to maintain the appearance of the original elegance of the product. A push button activates the electric powered lifting columns for adjustability from sitting height to a standing height. A $\frac{3}{4}$ " thick finished sub top is added to the top of the desk chassis for a clean appearance when the surface is in the raised position. In the lowered position, please note that ERGO adds $\frac{3}{4}$ " to the standard height of the desk and the installation will decrease knee space depth by 8".

Automatic Collision Control is built in to each mechanism as a standard feature. When the system senses an obstacle obstructing the movement, the mechanism will reverse direction and retreat by 1".

When ERGO is added to a worksurface in an "L" or "U" group, all units in the configuration need to have a sub top added. These units are considered to be ERGO ADJACENT units. ERGO ADJACENT units must have a fixed height worksurface that matches the lowest position of the ERGO mechanism and the top. This is accomplished by adding a $\frac{3}{4}$ " sub top between the chassis and the worksurface. This feature can also be specified for cabinets which may sit next to a unit with the ERGO mechanism.

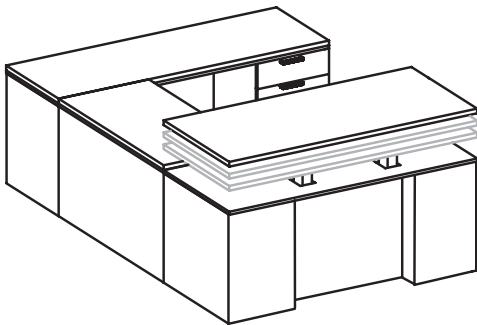
Height adjustment starts at $30\frac{1}{4}$ ", to a standing height of $49\frac{3}{4}$ ", a range of $19\frac{1}{2}$ ".

To specify the unit that has the mechanism, add **ERGO** to the end of the model number.

To specify the connecting or adjacent units add, **ERGO ADJACENT** to the end of the model number.

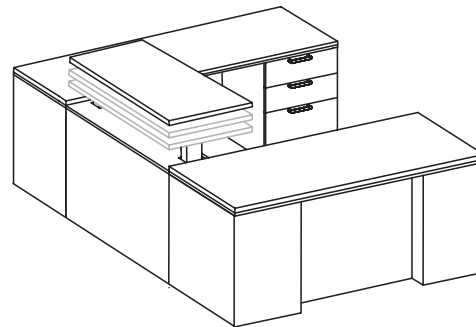
Note: The kneespace depth is decreased when the ERGO mechanism is specified. Contact Customer Service for dimension information.

The Ergo mechanism and controls are warranted for a period of (1) year. The rest of the casegood unit(s) are warranted under the normal fifteen (15) year warranty.



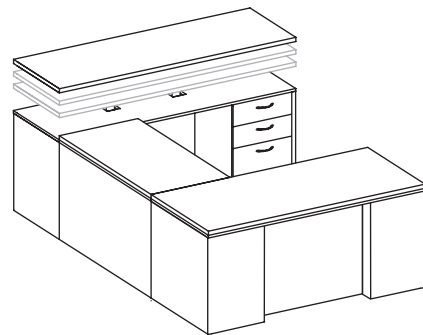
Example

SH3672LD-ERGO	add \$4,223 to list
SH2448EB-ERGO ADJACENT	add \$542 to list
SH2472RC-ERGO ADJACENT	add \$635 to list



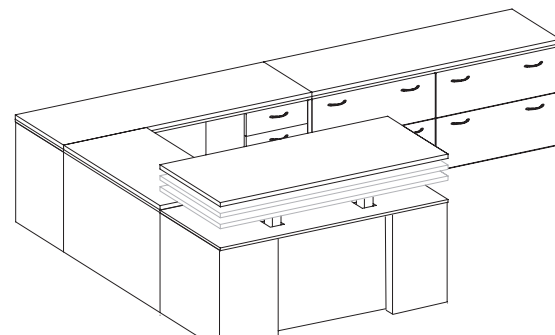
Example

SH3672LD-ERGO ADJACENT	add \$635 to list
SH2448EB-ERGO	add \$4,223 to list
SH2472RC-ERGO ADJACENT	add \$635 to list



Example

SH3672LD-ERGO ADJACENT	add \$635 to list
SH2448EB-ERGO ADJACENT	add \$542 to list
SH2472RC-ERGO	add \$4,223 to list



Example

SH3672LD-ERGO	add \$4,223 to list
SH2448EB-ERGO ADJACENT	add \$542 to list
SH2472RC-ERGO ADJACENT	add \$635 to list
SH2472LFC-ERGO ADJACENT	add \$635 to list

Shuffle Product Information

Availability of Shuffle Units with the Mechanism

The following models are available with the ERGO Adjustable Work Height Mechanism. When specifying add, "ERGO" to the end of the model number.

Adjacent Connecting Units - Models below require adjacent products to create "L" or "U" layouts; add \$4,223 to the list price.

Single Pedestal Desk	Bridges	Credenzas	Returns	Corner Unit
SH4272LBD	SH2448EB	SH2472LC	SH2448ELCR	SH4242CU
SH4272RBD	SH2442EB	SH2472RC	SH2448ERCR	
SH3672LD	SH2436EB	SH2466LC	SH2448ELR	
SH3672RD		SH2466RC	SH2448ERR	
SH3072LD			SH2442ELCR	
SH3072RD			SH2442ERCR	
SH3066LD			SH2442ELR	
SH3066RD			SH2442ERR	

Freestanding Units - Models below do not require adjacent products; add \$4,223 to the list price.

Double Pedestal Desk	Credenzas
SH4272BD	SH2472KC
SH3672DD	SH2466KC
SH3072DD	
SH3066DD	

Connecting or Adjacent Units to Match Starting Height

All the units listed above can be specified as connecting or adjacent units. Other Shuffle units could also be used as connecting units. Please contact Customer Service for additional items and pricing. When specifying, please add "ERGO ADJACENT" to the end of the model number.

Pricing for Standard Connecting or Adjacent Units

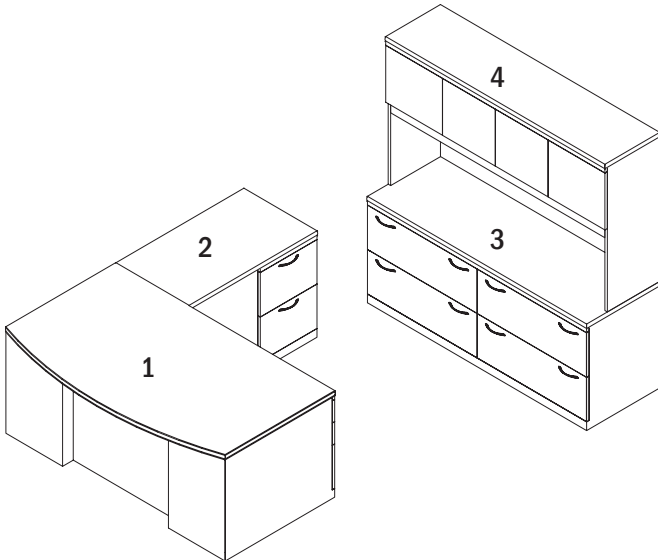
Tops larger than 24" x 48" add \$635 to the list price.

Tops 24" x 48" or smaller add \$542 to the list price.

Shuffle Product Information

Layouts

Typical layouts are available in Shuffle



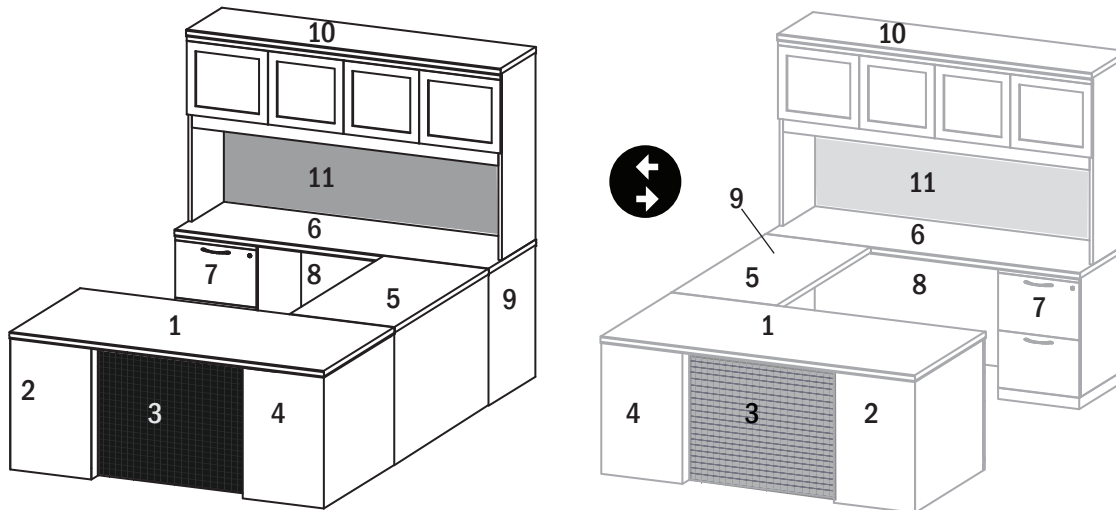
Layouts

- 1 Break front desks are standard in Shuffle with optional center modesty panel.
- 2 Returns can be specified in multiple widths and are standard with file/file pedestal configuration.
- 3 Shuffle offers a variety of different storage credenzas.
- 4 Overhead storage offered in 1 height and 4 door treatments.
 - wood doors
 - wood frame doors with clear glass
 - wood frame doors with frosted glass
 - aluminum frame doors with frosted glass

Tackboards and tackboards with accessory rails can also be specified for the overhead storage cabinets.

Modularity

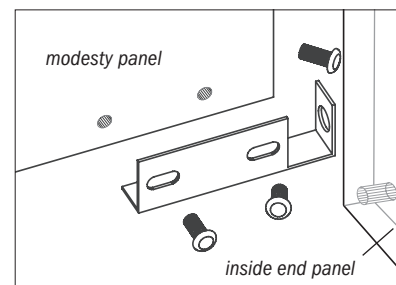
Shuffle's modular construction allows right handed layouts to be reconfigured to left hand layouts without the requirement of additional components.



Build a right layout or a left layout with this same product list.

- | | | |
|----|------------|-------------------------------------------------------------------|
| 1 | SH3672MCT | Modular Desk Top |
| 2 | SH1836MBF | Modular Desk Pedestal - Box/Box/File |
| 3 | SH2835MBPB | Modular Perforated Modesty Panel - Black |
| 4 | SH1836WEA | Modular Wing End Assembly (<i>flip over for right or left</i>) |
| 5 | SH2442EB | Executive Height Bridge |
| 6 | SH2472MCT | Modular Credenza Top |
| 7 | SH1824MFF | Modular Credenza Pedestal - File/File |
| 8 | SH2852MB | Modular Back Panel |
| 9 | SH24EP | Modular End Panel (<i>flip over hardware for left or right</i>) |
| 10 | SH1872CGO | Overhead Cabinet - Clear Glass Doors |
| 11 | SH72TK | Tackboard |

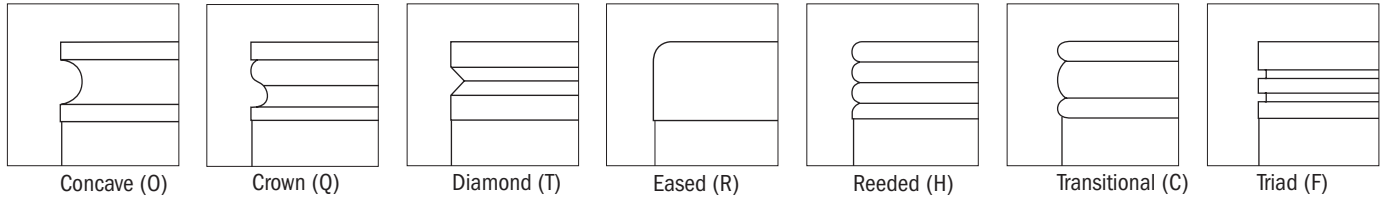
12 **Shuffle**



Pre-installed threaded inserts and simple connecting hardware makes it easy to assembly and reconfigure shuffle modular components. Instructions are included for assembly.

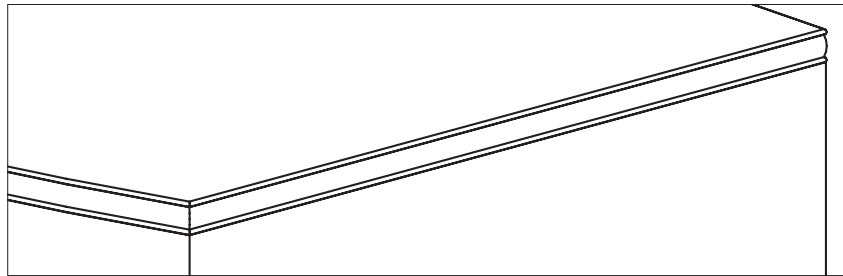
Shuffle Product Information

Top Edge Details

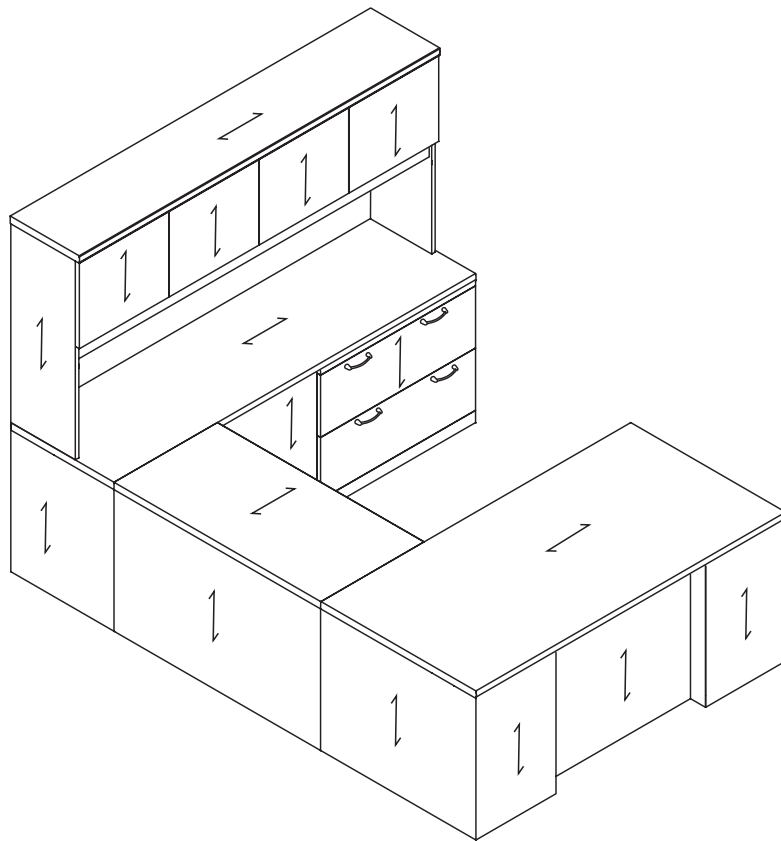


Top Edge Detail Location

Top edge detail on worksurfaces runs the entire perimeter, approach, user sides, and ends.



Standard Grain Direction



Notes:

Grain direction on return and bridge units run short grain.

Grain on valance rails on overhead cabinets run vertical.

Shuffle Product Information

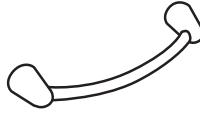
Pull Style and Color Options



Bask
Polished Nickel (PNK)

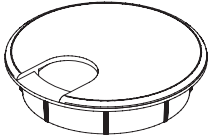


Fluent
Matte Black (MBK)
Matte Nickel (MNK)



Rival
Chrome (CHR)

Grommet

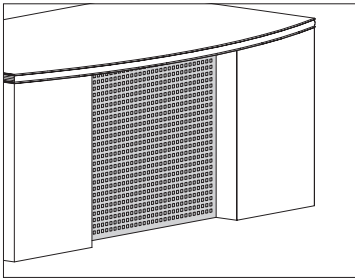


Worksurface grommets can be specified on desks, credenzas, and other types of veneer/laminate work surfaces. The grommet location must be approved by JSI manufacturing; contact Customer Service.

Add \$99 to the list for each grommet.

Note: Grommet is standard on corner units and the back panel of overhead cabinets. All other locations must be specified.

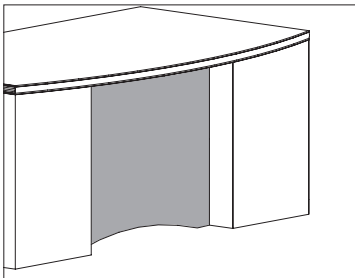
Product Trim Features and Options



Perforated Metal Modesty

- Decorative metal in 2 finishes
Black
Satin Nickel

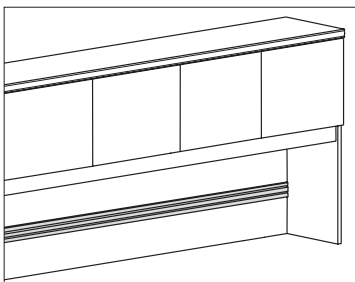
Note: available as an option or as a modular component. Not available in custom sizes.



Veneer or Laminate Modesty

- Contour Edge
Bottom only
Bottom and top
Use top for wiring access
- Veneer Panel
All cherry finishes, see page 8
- Laminate Panel
Standard laminate, see page 9

Note: available as an option or as a modular component.

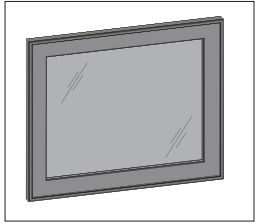


Aluminum Accessory Rail

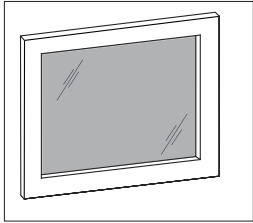
- Anodized aluminum finish
- Accessory tools (see page 57)
Upright Tray
Small Tray
Pencil Tray
Paper Tray
File Hanger

Shuffle Product Information

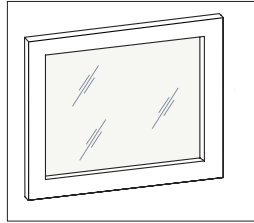
Product Trim Features and Options *(continued)*



aluminum frame frosted glass



wood frame frosted glass

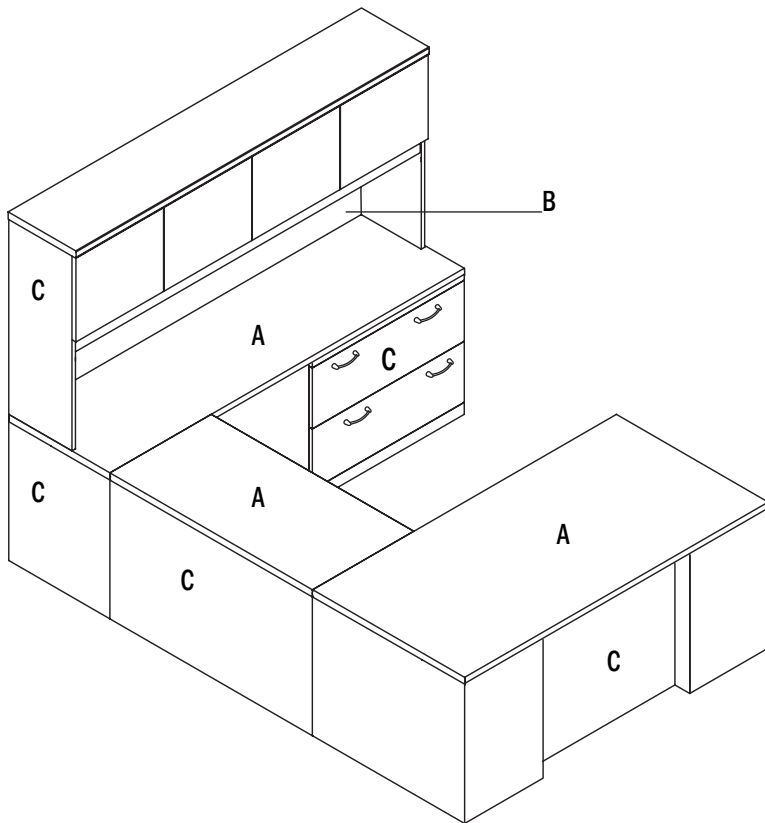


wood frame clear glass

Overhead Doors

- Veneer doors *(not shown)*
Locks optional
- Aluminum frame doors
Clear Anodized Finish
Frosted Glass with Acid Etch Front
Locks not available
- Wood frame doors
Frosted Glass with Acid Etch Front
Clear Glass
Locks optional

Product Finish Features and Options



A Worksurface - Veneer

B Overhead Back Panel Option

- 1) back the same as chassis
- 2) tackboard insert with or without accessory rail
- 3) veneer finish with or without accessory rail

C Chassis - Veneer

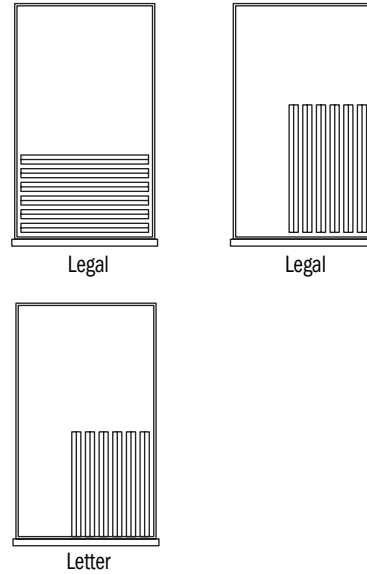
Shuffle Product Information

DESK

Model	Description	Drawer Configuration (User Side)	
		Left Pedestal	Right Pedestal
SH4272BD	Double Pedestal Bow Desk	Box/Box/File	File/File
SH3672DD	Double Pedestal Desk	Box/Box/File	File/File
SH3072DD	Double Pedestal Desk	Box/Box/File	File/File
SH3066DD	Double Pedestal Desk	Box/Box/File	File/File
SH4272RBD	Right Pedestal Desk		Box/Box/File
SH4272LBD	Left Pedestal Desk	Box/Box/File	
SH3672RD	Right Pedestal Desk		Box/Box/File
BR3672LD	Left Pedestal Desk	Box/Box/File	
SH3072RD	Right Pedestal Desk		Box/Box/File
SH3072LD	Left Pedestal Desk	Box/Box/File	
SH3066RD	Right Pedestal Desk		Box/Box/File
SH3066LD	Left Pedestal Desk	Box/Box/File	

Interior Drawer Dimensions	Depth	Width	Height
Box	21"	14 7/8"	4 1/4"
File	25 3/8"	14 7/8"	9 3/8"

Filing Options

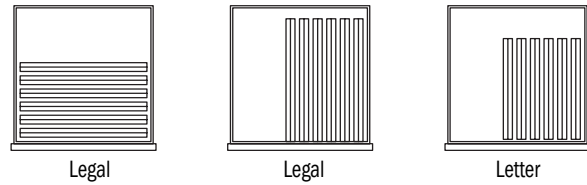


MOBILE PEDESTALS

Model	Description	Drawer Configuration
		Single Pedestal Width
SH1820MP	Mobile Pedestal	Box/Box/File

Interior Drawer Dimensions	Depth	Width	Height
Box	15 1/4"	14 7/8"	4 1/4"
File	15 1/4"	14 7/8"	9 3/8"

Filing Options



Buffet Credenza

Model	Description	Drawer Configuration
		Along the Top ²
SH2472BSC	Buffet Credenza ²	4 Box Drawers

Interior Drawer Dimensions	Depth	Width	Height
Box	15 1/4"	14 7/8"	4 1/4"

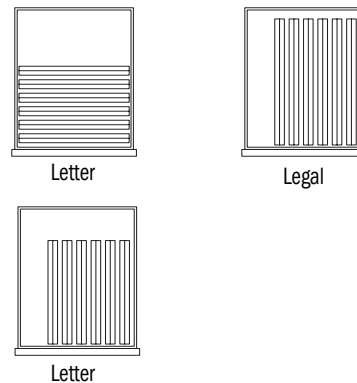
²Bottom Section - Hinge Door Storage

EXECUTIVE RETURNS

Model	Description	Drawer Configuration (User Side)	
		Left Pedestal	Right Pedestal
SH2448ERR	Right Executive Return		File/File
SH2448ELR	Left Executive Return	File/File	
SH2442ERR	Right Executive Return		File/File
SH2442ELR	Left Executive Return	File/File	
SH2448ERCR	Right Executive Return		File/File
SH2448ELCR	Left Executive Return	File/File	
SH2442ERCR	Right Executive Return		File/File
SH2442ELCR	Left Executive Return	File/File	

Interior Drawer Dimensions	Depth	Width	Height
File	15 1/4"	14 7/8"	9 3/8"

Filing Options



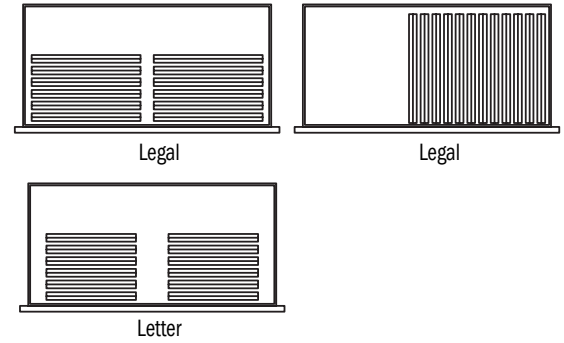
Shuffle Product Information

EXECUTIVE RETURNS with Lateral File

Model	Description	Drawer Configuration (User Side)	
		Left Pedestal	Right Pedestal
SH2448LRR	Right Lateral Return		2 Lateral Drawers
SH2448LLR	Left Lateral Return	2 Lateral Drawers	
SH2448LRCR	Right Lateral Return		2 Lateral Drawers
SH2448LLCR	Left Lateral Return	2 Lateral Drawers	
SH2442LRR	Right Lateral Return		2 Lateral Drawers
SH2442LLR	Left Lateral Return	2 Lateral Drawers	
SH2442LRCR	Right Lateral Return		2 Lateral Drawers
SH2442LLCR	Left Lateral Return	2 Lateral Drawers	

Interior Drawer Dimensions	Depth	Width	Height
Lateral File	15 1/4"	32 3/8"	9 3/8"

Filing Options

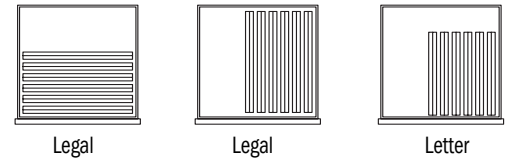


CREDENZA

Model	Description	Drawer Configuration (User Side)	
		Left Pedestal	Right Pedestal
SH2472SC	Storage Credenza ¹	File/File	File/File
SH2466SC	Storage Credenza ¹	File/File	File/File
SH2472KC	Kneespace Credenza	File/File	File/File
SH2466KC	Kneespace Credenza	File/File	File/File
SH2472RC	Right Pedestal Credenza		File/File
SH2472LC	Left Pedestal Credenza	File/File	
SH2466RC	Right Pedestal Credenza		File/File
SH2466LC	Left Pedestal Credenza	File/File	

Interior Drawer Dimensions	Depth	Width	Height
File	15 1/4"	14 7/8"	9 3/8"

Filing Options



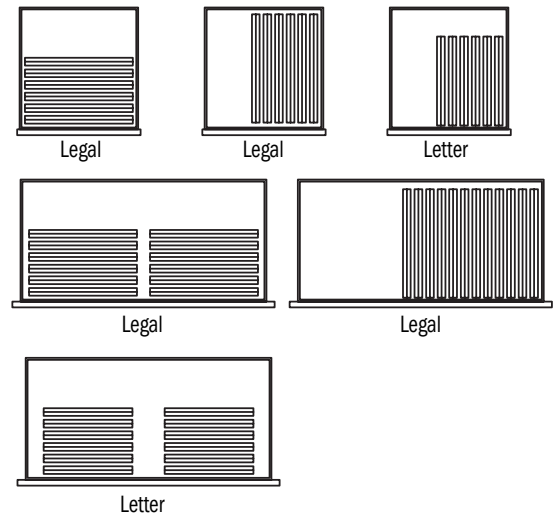
¹Center Section - Hinge Door Storage

CREDENZA - LATERAL

Model	Description	Drawer Configuration (User Side)	
		Left Pedestal	Right Pedestal
SH2472LFC	Lateral File Credenza	2 Lateral Drawers	2 Lateral Drawers
SH2472LRC	Right Lateral File Credenza		2 Lateral Drawers
SH2472LLC	Left Lateral File Credenza	2 Lateral Drawers	
SH2466LRC	Right Lateral File Credenza		2 Lateral Drawers
SH2466LLC	Left Lateral File Credenza	2 Lateral Drawers	
SH2472MRC	Right Multi-File Credenza		2 Box /File/Lateral
SH2472MLC	Left Multi-File Credenza	2 Box /File/Lateral	
SH2466MRC	Right Multi-File Credenza		2 Box /File/Lateral
SH2466MLC	Left Multi-File Credenza	2 Box /File/Lateral	

Interior Drawer Dimensions	Depth	Width	Height
Box	15 1/4"	14 7/8"	4 1/4"
File	15 1/4"	14 7/8"	9 3/8"
Lateral File	15 1/4"	32 3/8"	9 3/8"

Filing Options



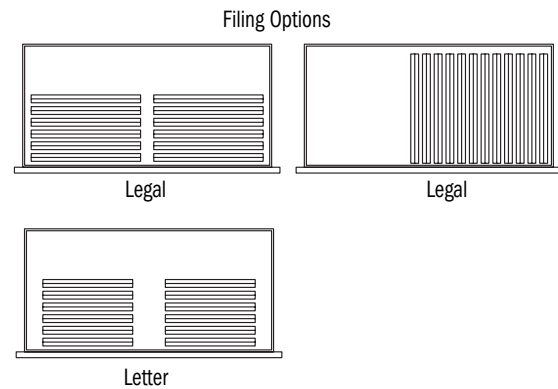
Shuffle Product Information

LATERAL FILE CABINET

Model	Description
SH3654LF	4 Drawer Lateral File Cabinet
SH3630LF	2 Drawer Lateral File Cabinet

Drawer Configuration
Single Lateral Pedestal Width
4 Lateral Drawers
2 Lateral Drawers

Interior Drawer Dimensions	Depth	Width	Height
Lateral File	15 1/4"	32 3/8"	9 3/8"

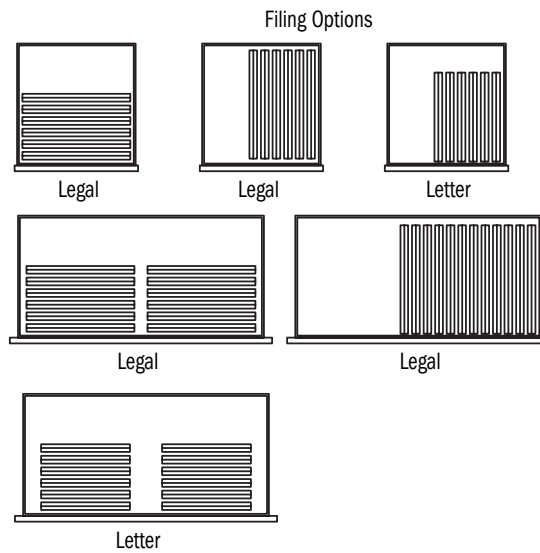


Tall Storage Cabinets

Model	Description
SH3672SWLF	Storage Cabinet
SH2472SWR	Storage Cabinet
SH2472SWL	Storage Cabinet

Drawer Configuration
Single Lateral Pedestal Width
2 Lower Lateral Drawers
2 File Drawers on Lower Right
2 File Drawers on Lower Left

Interior Drawer Dimensions	Depth	Width	Height
File	15 1/4"	11 7/8"	9 3/8"
Lateral File	15 1/4"	32 3/8"	9 3/8"

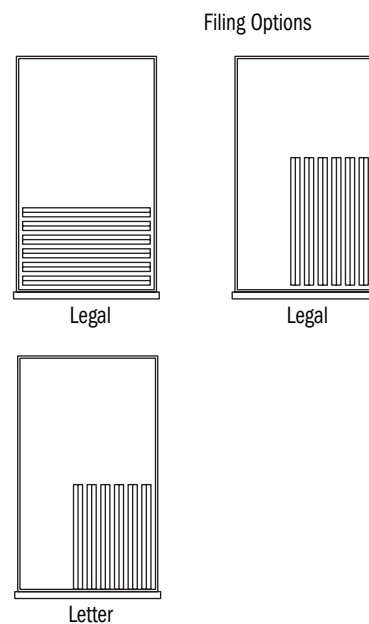


Freestanding and Modular Pedestals 30" and 36" Deep

Model	Description
SH1836MFF	Modular Pedestal
SH1836MBBF	Modular Pedestal
SH1830MFF	Modular Pedestal
SH1830MBBF	Modular Pedestal
SH1936PDB	Freestanding Pedestal
SH1930PDB	Freestanding Pedestal
SH1936PDF	Freestanding Pedestal
SH1930PDF	Freestanding Pedestal

Drawer Configuration
Single Pedestal Width
File/File
Box/Box/File
File/File
Box/Box/File
Box/Box/File
File/File
File/File

Interior Drawer Dimensions	Depth	Width	Height
Box	21"	14 7/8"	4 1/4"
File	25 3/8"	14 7/8"	9 3/8"



Shuffle Product Information

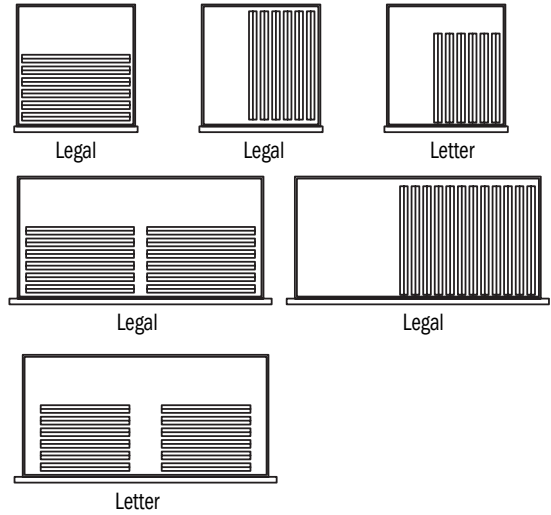
Freestanding and Modular Pedestals 24" Deep

Model	Description
SH1824MFF	Modular Pedestal
SH1824MBBF	Modular Pedestal
SH3624MLF	Modular Lateral Pedestal
SH3624MRM	Modular Multi-file Pedestal
SH3624MLM	Modular Multi-file Pedestal
SH1924PDB	Freestanding Pedestal
SH1924PDF	Freestanding Pedestal

Drawer Configuration

Single Pedestal Width
File/File
Box/Box/File
2 Lateral Drawers
2 Box/File/Lateral Drawers
2 Box/File/Lateral Drawers
Box/Box/File
File/File

Filing Options



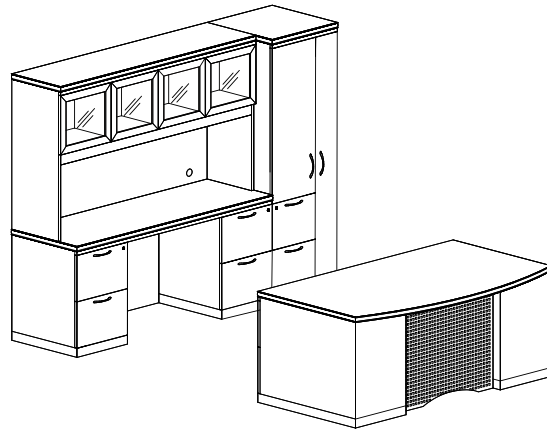
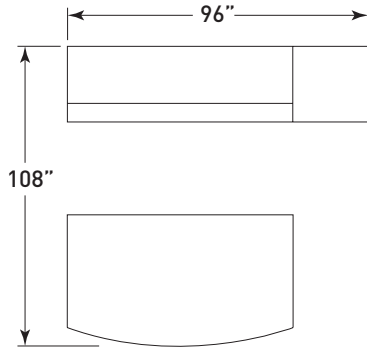
Interior Drawer Dimensions	Depth	Width	Height
Box	15 1/4"	14 7/8"	4 1/4"
File	15 1/4"	14 7/8"	9 3/8"
Lateral File	15 1/4"	32 3/8"	9 3/8"

Storage Towers and Center Drawers

Model	Description	Drawer Type	Depth	Width	Height
SH2016DST	Storage Tower	Pencil	14"	16 7/16"	4 1/4"
SH1816DST	Storage Tower	Pencil	14"	14 15/16"	4 1/4"
SH1716DST	Storage Tower	Pencil	14"	13 7/16"	4 1/4"
SH1516DST	Storage Tower	Pencil	14"	11 15/16"	4 1/4"
SH2035CD	Center Drawer	Pencil	16"	29 15/16"	1 7/8"
SH2030CD	Center Drawer	Pencil	16"	23 5/8"	1 7/8"
SH2029CD	Center Drawer	Pencil	16"	23 5/8"	1 7/8"
SH1824CD	Center Drawer	Pencil	16"	19 15/16"	1 7/8"
SH2026CDB	Center Drawer	Pencil	16"	21 15/16"	1 7/8"

Shuffle- Typical

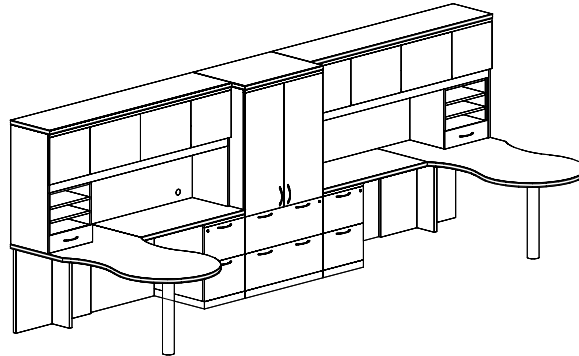
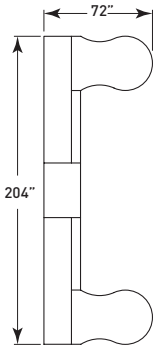
SH001



Model	Description	Qty	Price
1 SH4272BD	72" w bow front double pedestal desk	1	\$5,903
2 SH2835MBP	perforated metal modesty panel	1	\$1,221
3 SH2472KC	72" w kneespace credenza	1	\$4,940
4 SH1872CGO	storage overhead cabinet with glass doors	1	\$3,800
5 SH2472SWR	72" h file/file storage wardrobe, right	1	\$4,372
Typical List Price			\$20,236

BROADWAY

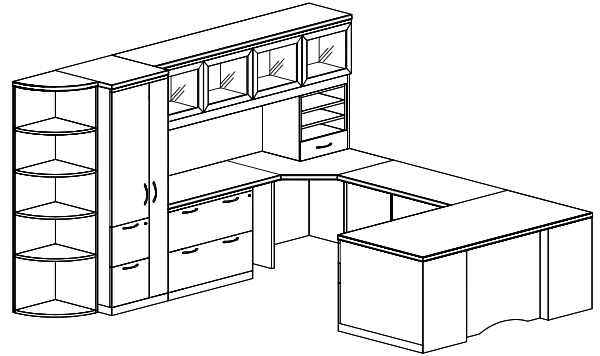
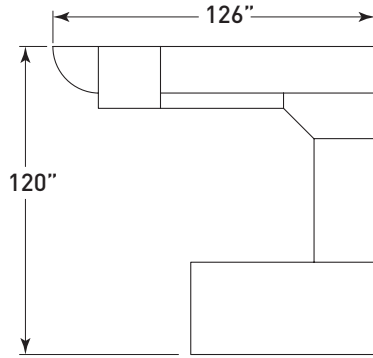
SH002



Model	Description	Qty	Price
1 SH3672KH	72" keyhole peninsula desk	2	\$4,437
2 04BB	column base	2	\$390
3 SH2448ELR	48" w file/file return, left	1	\$2,697
4 SH2448ERR	48" file/file return, right	1	\$2,697
5 SH1884SO	72" h storage overhead cabinet	2	\$3,542
6 SH2016DST	drawer storage tower	2	\$1,069
7 SH3672SWLF	72" h file/file lateral storage cabinet	1	\$4,791
Typical List Price			\$29,061


Shuffle - Typical

SH003




Model	Description	Qty	Price
1 SH3672RD	72"w single pedestal desk, right	1	\$4,414
2 SH2448EB	48"w executive bridge	1	\$1,479
3 SH3636CU	executive corner unit	1	\$2,617
4 SH2448LLR	lateral file return, left	1	\$3,234
5 SH1884AGO	84"w storage overhead cabinet with glass doors	1	\$4,373
6 SH2016DST	drawer storage tower	1	\$1,069
7 SH2472SWR	72"h file/file storage wardrobe, right	1	\$4,372
8 SH1818RBC	72"h radius bookcase	1	\$3,246
Typical List Price			\$24,804

Description	D	W	H	CTN WT	CU FT	① Model	List Price
Bow Front Double Pedestal Desk	42	72	30	480	63	SH4272BD	\$5,903



- see optional center drawer on page 65
 - 6" overhang on approach side
 - kneespace - 34 7/8"
 - chassis - 36" x 72"
- Consists of:**
SH4272MBT 42" x 72" Bow Top
SH1836MFF 36" Deep File/File Legal Pedestal (locking)
SH1836MBBF 36" Deep Box/Box/File Legal Pedestal (locking)
SH2835MA Veneer Arch Desk Modesty Panel
 · see page 23 for modesty panel options and pricing

Double Pedestal Desk	36	72	30	340	53	SH3672DD	\$5,005
-----------------------------	----	----	----	-----	----	-----------------	----------------




- see optional center drawer on page 65
 - kneespace - 34 7/8"
- Consists of:**
SH3672MCT 42" x 72" Desk Top
SH1836MFF 36" Deep File/File Legal Pedestal (locking)
SH1836MBBF 36" Deep Box/Box/File Legal Pedestal (locking)
SH2835MA Veneer Arch Desk Modesty Panel
 · see page 23 for modesty panel options and pricing

Double Pedestal Desk	30	72	30	368	44	SH3072DD	\$4,928
-----------------------------	----	----	----	-----	----	-----------------	----------------



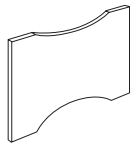
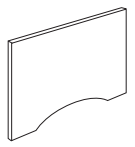
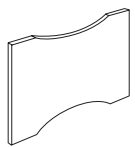
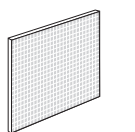
- see optional center drawer on page 65
 - kneespace - 34 7/8"
- Consists of:**
SH3072MCT 30" x 72" Desk Top
SH1830MFF 30" Deep File/File Legal Pedestal (locking)
SH1830MBBF 30" Deep Box/Box/File Legal Pedestal (locking)
SH2835MA Veneer Arch Desk Modesty Panel
 · see page 23 for modesty panel options and pricing

Double Pedestal Desk	30	66	30	300	37	SH3066DD	\$4,856
-----------------------------	----	----	----	-----	----	-----------------	----------------



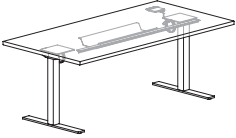
- see optional center drawer on page 65
 - kneespace - 28 7/8"
- Consists of:**
SH3066MCT 30" x 66" Desk Top
SH1830MFF 30" Deep File/File Legal Pedestal (locking)
SH1830MBBF 30" Deep Box/Box/File Legal Pedestal (locking)
SH2835MA Veneer Arch Desk Modesty Panel
 · see page 23 for modesty panel options and pricing

Desk Modesty Panel Options for SH4272BD, SH3672DD, SH3072DD and SH3066DD. Below are options that can be selected in place of the standard veneer arch desk modesty panel. Specify and add appropriate upcharge.

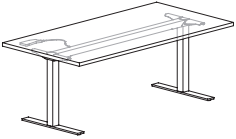
	Description	List Price
	Veneer Modesty with Wire Management	\$113
	Laminate Modesty - Chemetal #253 Metropolis	\$642
	Laminate Modesty with Wire Management- Chemetal #253 Metropolis	\$642
	Satin Nickel Perforated Metal or Black Perforated Metal Modesty	\$1,117

To Order, Specify:

- ❶ Model Number
- ❷ Wood Species - Cherry (CH1) (see page 8)
- ❸ Finish Color (see page 8)
- ❹ Edge Profile (see page 13)
- ❺ Pull Style and Color (see page 14)
- ❻ Modesty Panel Option
- ❼ Other Product Options (see page 9)
- ❽ Accessories
- ❾ Power and Data Options

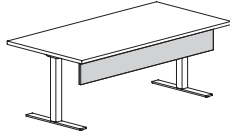
Description	D	W	H	CTN WT	CU FT	① Model	List Price
Electric Adjustable Height Table Desk 	36	72	Adj.	194	18	SH3672AHTD-EL	\$2,906
	30	72	Adj.	175	16	SH3072AHTD-EL	\$2,795
	30	66	Adj.	168	15	SH3066AHTD-EL	\$2,764
	30	60	Adj.	160	14	SH3060AHTD-EL	\$2,730
	24	72	Adj.	151	12	SH2472AHTD-EL	\$2,683
	24	66	Adj.	146	11	SH2466AHTD-EL	\$2,657
	24	60	Adj.	140	10	SH2460AHTD-EL	\$2,632

- 22 ½"- 49" height adjustment
- top edge profile on user and approach sides
- push button control pad mounted right or left
- maximum weight rating 140 lbs. (evenly distributed load)
- key pad features height display with three memory settings
- display will reference position to the nearest ½"
- 120" power cord
- specify Matte Black (MBK) or Arctic Silver (STS) base finish
- ships KD

Pneumatic Adjustable Height Table Desk 	36	72	Adj.	194	18	SH3672AHTD-PN	\$5,092
	30	72	Adj.	175	16	SH3072AHTD-PN	\$4,872
	30	66	Adj.	168	15	SH3066AHTD-PN	\$4,729
	30	60	Adj.	160	14	SH3060AHTD-PN	\$4,580
	24	72	Adj.	151	12	SH2472AHTD-PN	\$4,562
	24	66	Adj.	146	11	SH2466AHTD-PN	\$4,483
	24	60	Adj.	140	10	SH2460AHTD-PN	\$4,386

- 27 ½"- 44 ½" height adjustment
- top edge profile on user and approach sides
- release lever mounts under edge of top
- 225 lb. max load
- specify Matte Black or Alloy base finish
- ships KD

Description	D	W	H	CTN WT	CU FT	① Model	List Price
Modesty Panels for Adjustable Height Tables	¾	64	9	18	2	SH0964TDM	\$680
	¾	58	9	16	2	SH0958TDM	\$659
	¾	52	9	14	2	SH0952TDM	\$636

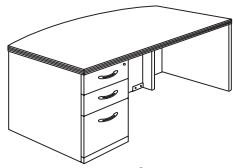


- SH0964TDM use with 72" wide adjustable height desk
- SH0958TDM use with 66" wide adjustable height desk
- SH0952TDM use with 60" wide adjustable height desk
- flat edge detail
- modesty panel bracket is available in Black Sandtex (BSX) or Stardust Silver (STS)

To Order, Specify:

- ① Model Number
- ② Wood Species - Cherry (CH1) (see page 8)
- ③ Finish Color (see page 8)
- ④ Edge Profile (see page 13)
- ⑤ Metal Color (see page 8)
- ⑥ Other Product Options (see page 9)

Description	D	W	H	CTN WT	CU FT	① Model	List Price
Bow Front Single Pedestal Desk	42	72	30	300	63	SH4272RBD	\$5,515
	42	72	30	300	63	SH4272LBD	\$5,515



left shown

- see optional center drawer on page 65
- 6" overhang on approach side

Consists of:

SH4272MBT 42" x 72" Bow Top


SH1836MBBF 36" Deep Box/Box/File Legal Pedestal (locking)

SH2835MA Veneer Arch Desk Modesty Panel

- see page 27 for modesty panel options and pricing

SH1836WEA Wing End Assembly

Single Pedestal Desk	36	72	30	290	53	SH3672RD	\$4,414
	36	72	30	290	53	SH3672LD	\$4,414



left shown

- see optional center drawer on page 65

Consists of:

SH3672MCT 36" x 72" Top


SH1836MBBF 36" Deep Box/Box/File Legal Pedestal (locking)

SH2835MA Veneer Arch Desk Modesty Panel

- see page 27 for modesty panel options and pricing

SH1836WEA Wing End Assembly

Single Pedestal Desk	30	72	30	290	44	SH3072RD	\$4,299
	30	72	30	290	44	SH3072LD	\$4,299



left shown

- see optional center drawer on page 65

Consists of:

SH3072MCT 30" x 72" Top


SH1830MBBF 30"d Box/Box/File Legal Pedestal (locking)

SH2835MA Veneer Arch Desk Modesty Panel

- see page 27 for modesty panel options and pricing

SH1836WEA Wing End Assembly

Single Pedestal Desk	30	66	30	275	37	SH3066RD	\$4,180
	30	66	30	275	37	SH3066LD	\$4,180



left shown

- see optional center drawer on page 65

Consists of:

SH3066MCT 30" x 66" Top

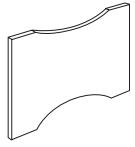
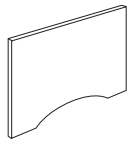
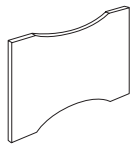
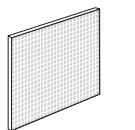
SH1830MBBF 30"d Box/Box/File Legal Pedestal (locking)

SH2829MA Veneer Arch Desk Modesty Panel

- see page 27 for modesty panel options and pricing

SH1830WEA Wing End Assembly

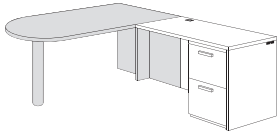
Desk Modesty Panel Options for SH4272RBD, SH4272LBD, SH3672RD, SH3672LD, SH3072RD, SH3072LD, SH3066RD and SH3066LD. Below are options that can be selected in place of the standard veneer arch desk modesty panel. Specify and add appropriate upcharge.

	Description	List Price
	Veneer Modesty with Wire Management	\$113
	Laminate Modesty - Chemetal #253 Metropolis	\$642
	Laminate Modesty with Wire Management- Chemetal #253 Metropolis	\$642
	Satin Nickel Perforated Metal or Black Perforated Metal Modesty	\$1,117

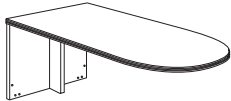
To Order, Specify:

- ❶ Model Number
- ❷ Wood Species - Cherry (CH1) (see page 8)
- ❸ Finish Color (see page 8)
- ❹ Edge Profile (see page 13)
- ❺ Pull Style and Color (see page 14)
- ❻ Modesty Panel Option
- ❼ Other Product Options (see page 9)
- ❽ Accessories (see page 385)
- ❾ Power and Data Options

Desk Applications



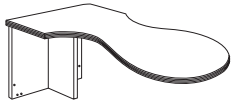
Description	D	W	H	CTN WT	CU FT	① Model	List Price
Bullet Peninsula Desk	36	72	30	175	53	SH3672BL	\$4,154
	30	72	30	158	44	SH3072BL	\$4,053



- edge profile on all sides
- not recommended for freestanding use
- bases must be purchased separately; see page 29

Consists of:
SH3672MBLT 36" x 72" Bullet Top
SH36TEP 36"d T-Panel for Bullet Desk

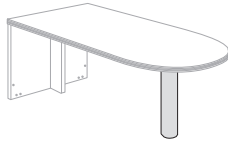
Keyhole Peninsula Desk	36	72	30	175	53	SH3672KH	\$4,437
-------------------------------	----	----	----	-----	----	-----------------	----------------



- edge profile on all sides
- not recommended for freestanding use
- bases must be purchased separately; see page 29

Consists of:
SH3672MKHT 36" x 72" Keyhole Top
SH36TEP 36"d T-Panel for Keyhole Desk

Bases Options and Modesty Panels for Bullet and Keyhole Desks
 (these bases must be ordered separately from the desks listed above)

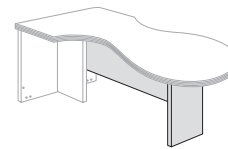
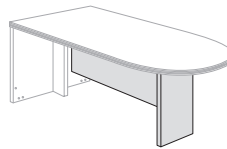
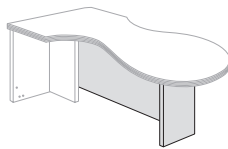
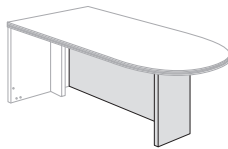


Column Base

- 04BB - Black Sandtex (BSX) \$390
- 04SB - Stardust Silver (STS) \$390

Base:

- 13 gauge steel
- 4" diameter



Full Modesty Panels

- SH2854RMP - right \$951
- SH2854LMP - left \$951

3/4 Modesty Panel

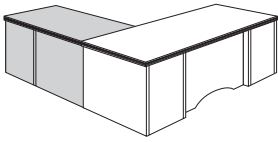
- SH2154RMP - right \$951
- SH2154LMP - left \$951

To Order, Specify:

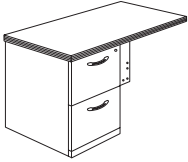
- 1 Model Number
- 2 Wood Species - Cherry (CH1) (see page 8)
- 3 Finish Color (see page 8)
- 4 Edge Profile (see page 13)
- 5 Other Product Options (see page 9)
- 6 Accessories
- 7 Power and Data Option

Return Applications

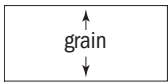
Executive L



Description	D	W	H	CTN WT	CU FT	① Model	List Price
File/File Return	24	48	30	150	25	SH2448ERR	\$2,697
	24	48	30	150	25	SH2448ELR	\$2,697



left shown



· short grain direction

Consists of:


SH4824MCT Bridge/Return Top

SH1824MFF File/File Pedestal (locking)

SH2830MB Return Modesty

· see below for modesty panel option and pricing

File/File Return	24	42	30	145	22	SH2442ERR	\$2,432
	24	42	30	145	22	SH2442ELR	\$2,432



left shown



· short grain direction

Consists of:

SH4224MCT Bridge/Return Top

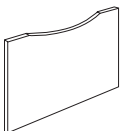
SH1824MFF File/File Pedestal (locking)

SH2824MB Return Modesty

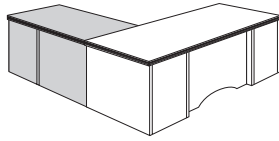
· see below for modesty panel option and pricing

Pedestal Return Modesty Panel Option for SH2448ERR, SH2448ELR, SH2442ERR, SH2442ELR, SH2448ERCR, SH2448ELCR, SH2442ERCR, and SH2442ELCR. Optional modesty can be selected in place of the return modesty.


Description	List Price
Veneer Modesty with Wire Management	\$113



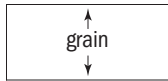
Return Applications
Executive L



Description	D	W	H	CTN WT	CU FT	① Model	List Price
Lateral File Return	24	48	30	150	25	SH2448LRR	\$3,234
	24	48	30	150	25	SH2448LLR	\$3,234




left shown

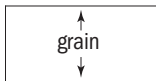


- short grain direction
- Consists of:**
SH4824MCT Bridge/Return Top
SH3624MLF Lateral File Pedestal (locking)
SH2813MB Return Modesty
- veneer modesty with wire management option not available

Lateral File Return	24	42	30	145	22	SH2442LRR	\$2,918
	24	42	30	145	22	SH2442LLR	\$2,918



left shown



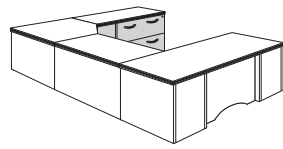
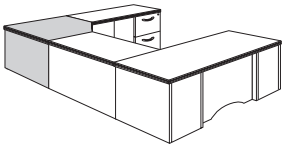
- short grain direction
- Consists of:**
SH4224MCT Bridge/Return Top
SH3624MLF Lateral File Pedestal (locking)
SH2807MB Return Modesty
- veneer modesty with wire management option not available

To Order, Specify:

- ① Model Number
- ② Wood Species - Cherry (CH1) (see page 8)
- ③ Finish Color (see page 8)
- ④ Edge Profile (see page 13)
- ⑤ Pull Style and Color (see page 14)
- ⑥ Modesty Panel Option
- ⑦ Other Product Options (see page 9)
- ⑧ Power and Data Options

**Corner Unit Applications
Computer U**

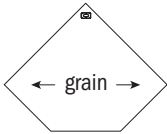
Computer U




Description	D	W	H	CTN WT	CU FT	① Model	List Price
Executive Corner Unit	42	42	30	135	36	SH4242CU	\$2,867
	36	36	30	130	27	SH3636CU	\$2,617



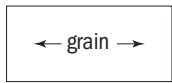
- angle grain direction on top
- not freestanding
- one surface grommet standard



File/File Corner Return	24	48	30	150	25	SH2448ERCR	\$2,697
	24	48	30	150	25	SH2448ELCR	\$2,697



left shown

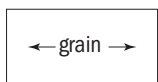


- long grain direction
- Consists of:**
SH2448MCT Bridge/Return Top
SH1824MFF File/File Pedestal (locking)
SH2830MB Return Modesty
- see below for modesty panel option and pricing

File/File Corner Return	24	42	30	145	22	SH2442ERCR	\$2,432
	24	42	30	145	22	SH2442ELCR	\$2,432



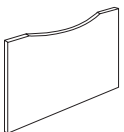
left shown



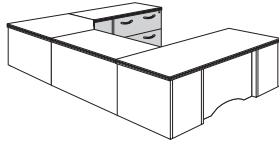
- long grain direction
- Consists of:**
SH2442MCT Bridge/Return Top
SH1824MFF File/File Pedestal (locking)
SH2824MB Return Modesty
- see below for modesty panel option and pricing

Pedestal Return Modesty Panel Option for SH2448ERR, SH2448ELR, SH2442ERR, SH2442ELR, SH2448ERCR, SH2448ELCR, SH2442ERCR, and SH2442ELCR. Optional modesty can be selected in place of the return modesty.


Description	List Price
Veneer Modesty with Wire Management	\$113



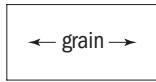
Corner Unit Applications, cont.
Computer U



Description	D	W	H	CTN WT	CU FT	① Model	List Price
Lateral File Corner Return	24	48	30	150	25	SH2448LRCR	\$3,234
	24	48	30	150	25	SH2448LLCR	\$3,234




left shown

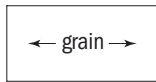


- long grain direction
- Consists of:
SH2448MCT Bridge/Return Top
SH3624MLF Lateral File Pedestal (locking)
SH2813MB Return Modesty
- veneer modesty with wire management option not available

Lateral File Corner Return	24	42	30	145	22	SH2442LRCR	\$2,918
	24	42	30	145	22	SH2442LLCR	\$2,918



left shown

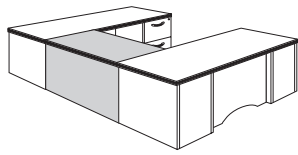


- long grain direction
- Consists of:
SH2442MCT Bridge/Return Top
SH3624MLF Lateral File Pedestal (locking)
SH2807MB Return Modesty
- veneer modesty with wire management option not available

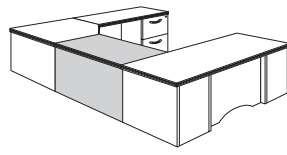
To Order, Specify:

- ① Model Number
- ② Wood Species - Cherry (CH1) (see page 8)
- ③ Finish Color (see page 8)
- ④ Edge Profile (see page 13)
- ⑤ Pull Style and Color (see page 14)
- ⑥ Modesty Panel Option
- ⑦ Other Product Options (see page 9)
- ⑧ Accessories
- ⑨ Power and Data Options

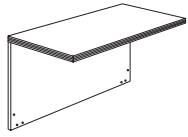
Bridge Applications
Executive U



Computer U

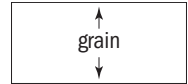


Description	D	W	H	CTN WT	CU FT	Model	List Price
Executive Bridge	24	48	30	25	105	SH2448EB	\$1,479



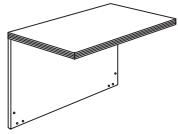
- top edge profile on user side
- short grain direction
- one back panel grommet

Consists of:
SH4824MCT Bridge/Return Top



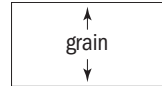
SH2848MB Bridge Modesty
· see modesty panel option and pricing below

Executive Bridge	24	42	30	22	85	SH2442EB	\$1,348
------------------	----	----	----	----	----	----------	---------



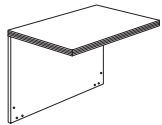
- top edge profile on user side
- short grain direction
- one back panel grommet

Consists of:
SH4224MCT Bridge/Return Top



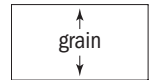
SH2842MB Bridge Modesty
· see modesty panel option and pricing below

Executive Bridge	24	36	30	65	19	SH2436EB	\$1,155
------------------	----	----	----	----	----	----------	---------



- top edge profile on user side
- short grain direction
- one back panel grommet

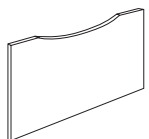
Consists of:
SH3624MCT Bridge/Return Top



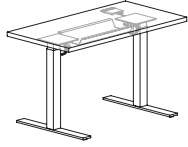
SH2836MB Bridge Modesty
· see modesty panel option and pricing below

Bridge Modesty Panel Option for SH2448EB, SH2442EB and SH2436EB. Optional modesty can be selected in place of bridge modesty.

Description	List Price
Veneer Modesty with Wire Management	\$113

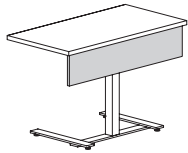
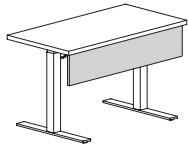


Description	D	W	H	CTN WT	CU FT	① Model	List Price
Electric Adjustable Height Bridge	24	46	Adj.	90	9	SH2446AHB-EL	\$2,535
	24	40	Adj.	85	8	SH2440AHB-EL	\$2,488



- 22 1/2" - 49" height adjustment
- top edge profile on user and approach sides
- push button control pad mounted right or left
- maximum weight rating 140 lbs. (evenly distributed load)
- key pad features height display with three memory settings
- display will reference position to the nearest 1/2"
- 120" power cord
- specify Matte Black (MBK) or Arctic Silver (STS) base finish
- ships KD

Modesty Panel for Adjustable Height Bridge	3/4	46	9	13	2	SH0946TDM	\$619
	3/4	40	9	11	2	SH0940TDM	\$601



- FN0946TDM use with 46" wide adjustable height bridge
- FN0940TDM use with 40" wide adjustable height bridge
- flat edge detail
- modesty panel bracket is available in Black Sandtex (BSX) or Stardust Silver (STS)

To Order, Specify:

- ① Model Number
- ② Wood Species - Cherry (CH1) (see page 8)
- ③ Finish Color (see page 8)
- ④ Edge Profile (see page 13)
- ⑤ Metal Color (see page 8)
- ⑥ Other Product Options (see page 9)
- ⑦ Accessories
- ⑧ Power and Data Options

Description	D	W	H	CTN WT	CU FT	① Model	List Price
Storage Credenza	24	72	30	290	36	SH2472SC	\$5,090



· locking doors available, specify and add \$123 list

Consists of:

- (1) SH2472MCT 24" x 72" Credenza Top
- (2) SH1824MFF 24" Deep File/File Legal Pedestal (locking)
- (1) SH3524MSC 24" x 35" Storage Cabinet (non-locking)

Storage Credenza	24	66	30	270	33	SH2466SC	\$4,940
-------------------------	----	----	----	-----	----	-----------------	----------------




· locking doors available, specify and add \$123 list

Consists of:

- (1) SH2466MCT 24" x 66" Credenza Top
- (2) SH1824MFF 24" Deep File/File Legal Pedestal (locking)
- (1) SH2924MSC 24" x 29" Storage Cabinet (non-locking)

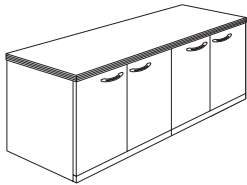
Lateral File Credenza	24	72	30	390	33	SH2472LFC	\$4,757
------------------------------	----	----	----	-----	----	------------------	----------------



Consists of:

- (1) SH2472MCT 24" x 72" Credenza Top
- (2) SH3624MLF 24" Lateral File (locking)

Four Door Credenza	24	72	30	300	33	SH2472DSC	\$4,478
---------------------------	----	----	----	-----	----	------------------	----------------




· locking doors available, specify and add \$246 list

Consists of:

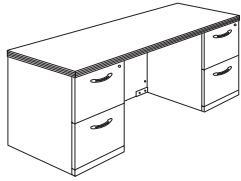
- (1) SH2472MCT 24" x 72" Credenza Top
- (2) SH3624MSC 24" Storage Cabinet (non-locking)

Two Door Credenza	24	36	30	135	16	SH3630SC	\$2,929
--------------------------	----	----	----	-----	----	-----------------	----------------



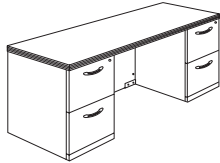
- one adjustable shelf
- locking doors available, specify and add \$123 list

Description	D	W	H	CTN WT	CU FT	① Model	List Price
Kneespace Credenza	24	72	30	270	36	SH2472KC	\$4,940



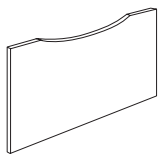
- kneespace - 34 7/8"
- Consists of:
 - (1) SH2472MCT 24" x 72" Credenza Top
 - (2) SH1824MFF 24" Deep File/File Legal Pedestal (locking)
- (1) SH2835MB Kneespace Credenza Modesty Panel
- see below for modesty panel option and pricing

Kneespace Credenza	24	66	30	255	33	SH2466KC	\$4,784
--------------------	----	----	----	-----	----	----------	---------




- kneespace - 28 7/8"
- Consists of:
 - (1) SH2466MCT 24" x 66" Credenza Top
 - (2) SH1824MFF 24" Deep File/File Legal Pedestal (locking)
- (1) SH2829MB Kneespace Credenza Modesty Panel
- see below for modesty panel option and pricing

Credenza Modesty Panel Option for SH2472KC and SH2466KC. Optional modesty can be selected in place of credenza modesty. List Price



Description	List Price
Veneer Modesty with Wire Management	\$113

Buffet Credenza	24	72	36	320	43	SH2472BSC	\$6,564
-----------------	----	----	----	-----	----	-----------	---------

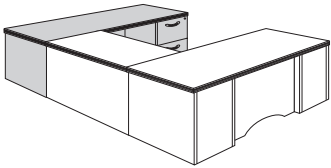


- non-modular assembled unit
- four door credenza
- four box drawers above doors
- non-locking doors and drawers
- adjustable shelf in storage cabinet


To Order, Specify:

- ① Model Number
- ② Wood Species - Cherry (CH1) (see page 8)
- ③ Finish Color (see page 8)
- ④ Edge Profile (see page 13)
- ⑤ Pull Style and Color (see page 14)
- ⑥ Modesty Panel Option
- ⑦ Other Product Options (see page 9)
- ⑧ Accessories
- ⑨ Power and Data Options

Credenza Applications
Executive U



Description	D	W	H	CTN WT	CU FT	Model	List Price
Pedestal Credenza	24	72	30	235	36	SH2472RC	\$3,847
	24	72	30	235	36	SH2472LC	\$3,847



left shown

Consists of:
SH2472MCT Credenza Top
SH1824MFF File/File Pedestal (locking)
SH2852MB Credenza Modesty
SH24EP End Panel
 · see page 39 for modesty panel option and pricing


Pedestal Credenza	24	66	30	220	33	SH2466RC	\$3,632
	24	66	30	220	33	SH2466LC	\$3,632



left shown

Consists of:
SH2466MCT Credenza Top
SH1824MFF File/File Pedestal (locking)
SH2846MB Credenza Modesty
SH24EP End Panel
 · see page 39 for modesty panel option and pricing

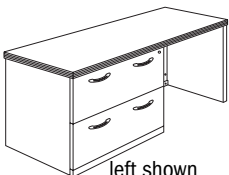
Lateral Pedestal Credenza	24	72	30	250	36	SH2472LRC	\$4,599
	24	72	30	250	36	SH2472LLC	\$4,599



left shown

Consists of:
SH2472MCT Credenza Top
SH3624MLF Lateral File Pedestal (locking)
SH2837MB Credenza Modesty
SH24EP End Panel
 · see page 39 for modesty panel option and pricing

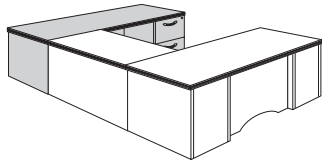
Lateral Pedestal Credenza	24	66	30	235	33	SH2466LRC	\$4,325
	24	66	30	235	33	SH2466LLC	\$4,325




left shown

Consists of:
SH2466MCT Credenza Top
SH3624MLF Lateral File Pedestal (locking)
SH2831MB Credenza Modesty
SH24EP End Panel
 · see page 39 for modesty panel option and pricing

Credenza Applications, cont.
Executive U



Description	D	W	H	CTN WT	CU FT	① Model	List Price
Multi-File Pedestal Credenza	24	72	30	255	36	SH2472MRC	\$4,775
	24	72	30	255	36	SH2472MLC	\$4,775



left shown

- Consists of:
 SH2472MCT Credenza Top
 SH3624MRM Multi-File Pedestal - Right (locking)
 SH3624MLM Multi-File Pedestal - Left (locking)
 SH2837MB Credenza Modesty
 SH24EP End Panel
 · see below for modesty panel option and pricing

Multi-File Pedestal Credenza	24	66	30	240	33	SH2466MRC	\$4,497
	24	66	30	240	33	SH2466MLC	\$4,497

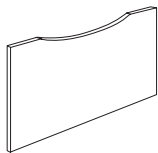


left shown

- Consists of:
 SH2466MCT Credenza Top
 SH3624MRM Multi-File Pedestal - Right (locking)
 SH3624MLM Multi-File Pedestal - Left (locking)
 SH2831MB Credenza Modesty
 SH24EP End Panel
 · see below for modesty panel option and pricing

Credenza Modesty Panel Option for SH2472RC, SH2472LC, SH2466RC, SH2466LC, SH2472LRC, SH2472LLC, SH2466LRC, SH2466LLC, SH2472MRC, SH2472MLC, SH2466MRC, and SH2466MLC . Optional modesty can be selected in place of credenza modesty.


Description	List Price
Veneer Modesty with Wire Management	\$113



To Order, Specify:

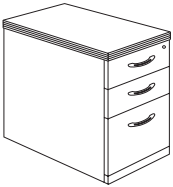
- ① Model Number
- ② Wood Species - Cherry (CH1) (see page 8)
- ③ Finish Color (see page 8)
- ④ Edge Profile (see page 13)
- ⑤ Pull Style and Color (see page 14)
- ⑥ Modesty Panel Option
- ⑦ Other Product Options (see page 9)
- ⑧ Accessories
- ⑨ Power and Data Options

Description	D	W	H	CTN WT	CU FT	① Model	List Price
Freestanding Pedestal	36	18 ⁵ / ₈	30	110	9	SH1936PDF	\$2,504
	30	18 ⁵ / ₈	30	100	9	SH1930PDF	\$2,416
	24	18 ⁵ / ₈	30	100	9	SH1924PDF	\$2,326



- file/file
- legal width pedestal
- pedestal locking

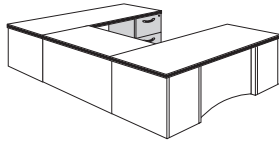
Freestanding Pedestal	36	18 ⁵ / ₈	30	110	9	SH1936PDB	\$2,504
	30	18 ⁵ / ₈	30	100	9	SH1930PDB	\$2,416
	24	18 ⁵ / ₈	30	100	9	SH1924PDB	\$2,326



- box/box/file
- legal width pedestal
- pedestal locking

Pedestal Assembly Applications


24" Deep File/File

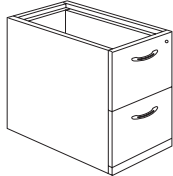


24" Deep File/File

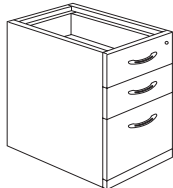


36" Deep



Description	D	W	H	CTN WT	CU FT	① Model	List Price
File/File Legal Width Pedestal 	35 1/16	18 5/16	28 13/16	110	14	SH1836MFF Component of: · SH3672BD · SH4272BD · SH1936PDF	\$1,566
	29 1/16	18 5/16	28 13/16	100	12	SH1830MFF Component of: · SH3072BD · SH4272BD · SH1930PDF	\$1,482
	23 1/16	18 5/16	28 13/16	95	10	SH1824MFF Component of: Credenzas: · SH2466KC · SH2466RD · SH2466LD · SH2466LD · SH2466SC · SH2472KC · SH2472RD · SH2472 · SH2472SD · SH1924PDF Returns: · SH2442ERR · SH2442ELR · SH2442ERCR · SH2442ELCR · SH2448ERR · SH2448ELR · SH2448ERCR · SH2448ELCR	\$1,437

· pedestal front locking

Box/Box/File Legal Width Pedestal 	35 1/16	18 5/16	28 13/16	110	14	SH1836MBBF Component of: · SH3672DD · SH3672RD · SH3672LD · SH4272BD · SH4272RBD · SH4272LBD · SH1936PDB	\$1,566
	29 1/16	18 5/16	28 13/16	100	12	SH1830MBBF Component of: · SH3066DD · SH3066RD · SH3066LD · SH3072DD · SH3072RD · SH3072LD · SH1930PDB	\$1,482
	23 1/16	18 5/16	28 13/16	95	10	SH1824MBBF Component of: · SH1924PDB	\$1,437

· pedestal front locking

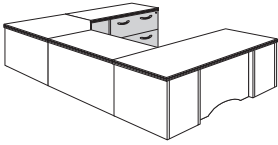
To Order, Specify:


- ① Model Number
- ② Wood Species - Cherry (CH1) (see page 8)
- ③ Finish Color (see page 8)
- ④ Edge Profile (see page 13)
- ⑤ Pull Style and Color (see page 14)
- ⑥ Other Product Options (see page 9)

Pedestal Assembly Applications, cont.


Lateral File Pedestal

Storage Cabinet



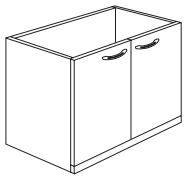
Description	D	W	H	CTN WT	CU FT	Model	List Price
	23 1/16	35 13/16	28 13/16	140	19	SH3624MLF Component of: Pedestal Credenzas: · SH2466LRC · SH2466LLC · SH2472LRC · SH2472LRC Returns: · SH2442LRR · SH2442LLR · SH2442LRCR · SH2442LLCR · SH2448LRR · SH2448LLR · SH2448LRCR · SH2448LLCR · SH3630LF	\$2,150

- pedestal front locking

	23 1/16	35 5/16	28 13/16	145	19	SH3624MRM Component of: · SH2466MRC · SH2472MRC	\$2,323
-----------------------------------------------------------------------------------	---------	---------	----------	-----	----	--------------------------------------------------------------	---------

	23 1/16	35 5/16	28 13/16	145	19	SH3624MLM Component of: · SH2466MLC · SH2472MLC	\$2,323
--	---------	---------	----------	-----	----	--------------------------------------------------------------	---------

- pedestal front locking

	23 1/16	35 13/16	28 13/16	110	19	SH3624MSC Component of: · SH3630SC · SH4272DSC	\$1,972
------------------------------------------------------------------------------------	---------	----------	----------	-----	----	-------------------------------------------------------------	---------

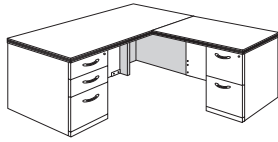
	23 1/16	34 13/16	28 13/16	110	19	SH3524MSC Component of: · SH2472SC	\$1,972
--	---------	----------	----------	-----	----	-------------------------------------------------	---------

	23 1/16	28 13/16	28 13/16	105	15	SH2924MSC Component of: · SH2466SC	\$1,884
--	---------	----------	----------	-----	----	-------------------------------------------------	---------

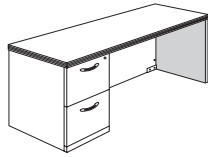
- non-locking

Pedestal Assembly Applications, cont.

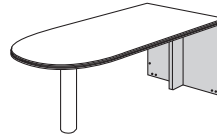
Wing End Assembly

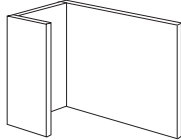
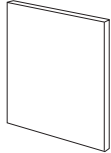
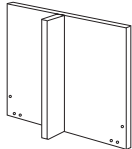


End Panel



T-Panel

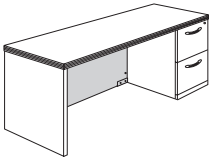


Description	D	W	H	CTN WT	CU FT	① Model	List Price
Wing End Assembly 	35 3/4	18 7/16	28 13/16	25	14	SH1836WEA Component of: · SH3672RD · SH3672LD · SH4272RBD · SH4272LBD	\$813
	29 3/4	18 7/16	28 13/16	25	12	SH1830WEA Component of: · SH3066RD · SH3066LD · SH3072RBD · SH3072LBD	\$813
End Panel 	23 3/4	1 3/16	28 13/16	15	3	SH24EP Component of: · SH2466RC · SH2466LC · SH2466LRC · SH2466LLC · SH2466MRC · SH2466MLC · SH2472RC · SH2472LC · SH2472LRC · SH2472LLC · SH2472MRC · SH2472MLC	\$455
T-Panel for Bullet/Keyhole Desk 	35 3/4	8	28 13/16	22	7	SH36TEP Component of: · SH3672BL · SH3672KH	\$631
	29 3/4	8	28 13/16	18	6	SH30TEP Component of: · SH3072BL	\$584

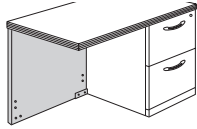
To Order, Specify:

- ① Model Number
- ② Wood Species - Cherry (CH1) (see page 8)
- ③ Finish Color (see page 8)
- ④ Pull Style and Color (see page 14)
- ⑤ Other Product Options (see page 9)

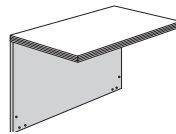
Veneer Modesty Applications Right Pedestal Credenza



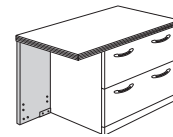
Executive Right Return

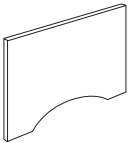


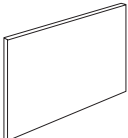
Bridge

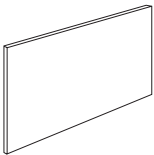


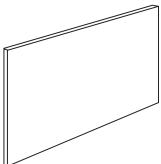
Right Return



Description	D	W	H	CTN WT	CU FT	① Model	List Price
Desk Modesty 	13/16	34 7/8	28 1/2	30	3	SH2835MA Component of: · SH3072DD · SH3072RD · SH3072LD · SH3672DD · SH3672RD · SH3672LD · SH4272BD · SH4272RBD · SH4272LBD	\$544
	13/16	28 7/8	28 1/2	28	3	SH2829MA Component of: · SH3066DD · SH3066RD · SH3066LD	\$501

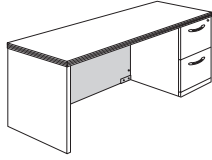
Kneespace Credenza Modesty 	13/16	34 7/8	28 1/2	30	3	SH2835MB Component of: · SH2472KC	\$544
	13/16	28 7/8	28 1/2	28	3	SH2829MB Component of: · SH2466KC	\$501

Bridge Modesty 	13/16	48 1/4	28 1/2	42	3	SH2848MB Component of: · SH2448EB	\$631
	13/16	42 1/4	28 1/2	38	3	SH2842MB Component of: · SH2442EB	\$587
	13/16	36 1/4	28 1/2	34	3	SH2836MB Component of: · SH2436EB	\$544

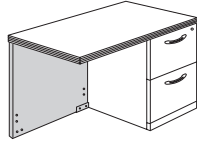
Single Pedestal Credenza Modesty 	13/16	52 1/2	28 1/2	46	3	SH2852MB Component of: · SH2472RC · SH2472LC	\$678
	13/16	46 1/2	28 1/2	42	3	SH2846MB Component of: · SH2466RC · SH2466LC	\$631

Veneer Modesty Applications, cont.

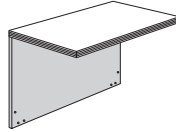
Right Pedestal Credenza



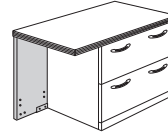
Executive Right Return

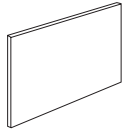
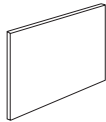



Bridge



Right Return

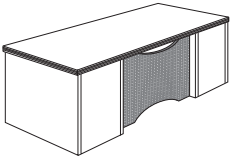


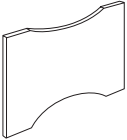
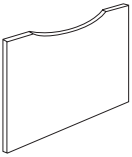
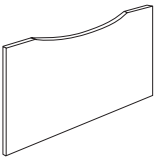
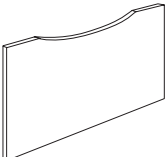
Description	D	W	H	CTN WT	CU FT	① Model	List Price
Single Lateral or Multi-File Credenza Modesty 	13/16	35	28 1/2	34	3	SH2837MB Component of: · SH2472LRC · SH2472LLC · SH2472MRC · SH2472MLC	\$544
	13/16	29	28 1/2	28	3	SH2831MB Component of: · SH2466LRC · SH2466LLC · SH2466MRC · SH2466MLC	\$501
Single Pedestal Return Modesty 	13/16	29 5/16	28 1/2	28	3	SH2830MB Component of: · SH2448ERR · SH2448ELR · SH2448ERCR · SH2448ELCR	\$501
	13/16	23 5/16	28 1/2	25	2	SH2824MB Component of: · SH2442ERR · SH2442ELR · SH2442ERCR · SH2442ELCR	\$455
Single Lateral File Return Modesty 	13/16	13 3/8	28 1/2	14	2	SH2813MB Component of: · SH2448LRR · SH2448LLR · SH2448LRCR · SH2448LLCR	\$367
	13/16	6 1/16	28 1/2	10	1	SH2807MB Component of: · SH2442LRR · SH2442LLR · SH2442LRCR · SH2442LLCR	\$276

To Order, Specify:

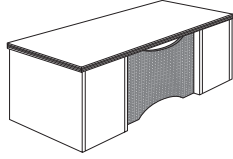
- ① Model Number
- ② Wood Species - Cherry (CH1) (see page 8)
- ③ Finish Color (see page 8)
- ④ Other Product Options (see page 9)

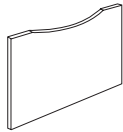
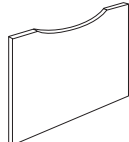
Veneer Modesty Applications with Wire Management Slot



Description	D	W	H	CTN WT	CU FT	① Model	List Price
Desk Modesty 	13/16	34 7/8	28 1/2	30	3	SH2835MAW Component of: · SH3072DD · SH3072RD · SH3072LD · SH3672DD · SH3672RD · SH3672LD · SH4272BD · SH4272RBD · SH4272LBD	\$544
	13/16	28 7/8	28 1/2	28	3	SH2829MAW Component of: · SH3066DD · SH3066RD · SH3066LD	\$501
Kneespace Credenza Modesty 	13/16	34 7/8	28 1/2	30	3	SH2835MBW Component of: · SH3672DD · SH3672RD · SH3672LD · SH4272BD · SH4272RBD · SH4272LBD · SH2472KC	\$544
	13/16	28 7/8	28 1/2	28	3	SH2829MBW Component of: · SH3066DD · SH3066RD · SH3066LD · SH2466KC	\$501
Bridge Modesty 	13/16	48 1/4	28 1/2	42	3	SH2848MBW Component of: · SH2448EB	\$631
	13/16	42 1/4	28 1/2	38	3	SH2842MBW Component of: · SH2442EB	\$587
	13/16	36 1/4	28 1/2	34	3	SH2836MBW Component of: · SH2436EB	\$544
Single Pedestal Credenza Modesty 	13/16	52 1/2	28 1/2	46	3	SH2852MBW Component of: · SH2472RC · SH2472LC	\$678
	13/16	46 1/2	28 1/2	42	3	SH2846MBW Component of: · SH2466RC · SH2466LC	\$631

Veneer Modesty Applications with Wire Management Slot, cont.

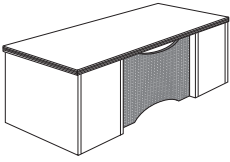


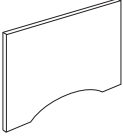
Description	D	W	H	CTN WT	CU FT	① Model	List Price
Single Lateral or Multi-File Credenza Modesty 	13/16	35	28 1/2	34	3	SH2837MBW Component of: · SH2472LRC · SH2472LLC · SH2472MRC · SH2472MLC	\$544
	13/16	29	28 1/2	28	3	SH2831MBW Component of: · SH2466LRC · SH2466LLC · SH2466MRC · SH2466MLC	\$501
Single Pedestal Return Modesty 	13/16	29 5/16	28 1/2	28	3	SH2830MBW Component of: · SH2448ERR · SH2448ELR · SH2448ERC · SH2448ELCR	\$501
	13/16	23 5/16	28 1/2	25	2	SH2824MBW Component of: · SH2442ERR · SH2442ELR · SH2442ERC · SH2442ELCR	\$455

To Order, Specify:

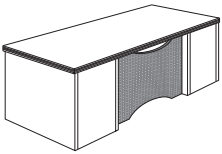
- ① Model Number
- ② Wood Species - Cherry (CH1) (see page 8)
- ③ Finish Color (see page 8)
- ④ Other Product Options (see page 9)

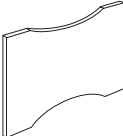
Laminate Modesty Applications



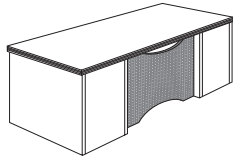
Description	D	W	H	CTN WT	CU FT	① Model	List Price
Laminate Desk Modesty 	13 ¹ / ₁₆	34 ⁷ / ₈	28 ¹ / ₂	30	3	SH2835MBM Component of: · SH3072DD · SH3072RD · SH3072LD · SH3672DD · SH3672RD · SH3672LD · SH4272BD · SH4272RBD · SH4272LBD	\$722
	13 ¹ / ₁₆	28 ⁷ / ₈	28 ¹ / ₂	28	3	SH2829MBM Component of: · SH3066DD · SH3066RD · SH3066LD · Chemetal #253 Metropolis	\$686

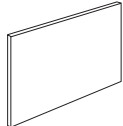
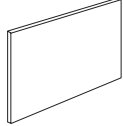
Laminate Modesty Applications with Wire Management



Laminate Desk Modesty with Wire Management 	13 ¹ / ₁₆	34 ⁷ / ₈	28 ¹ / ₂	30	3	SH2835MBMW Component of: · SH3072DD · SH3072RD · SH3072LD · SH3672DD · SH3672RD · SH3672LD · SH4272BD · SH4272RBD · SH4272LBD	\$722
	13 ¹ / ₁₆	28 ⁷ / ₈	28 ¹ / ₂	28	3	SH2829MBMW Component of: · SH3066DD · SH3066RD · SH3066LD · Chemetal #253 Metropolis	\$686

Metal Modesty Applications



Description	D	W	H	CTN WT	CU FT	① Model	List Price
Perforated Metal Modesty (Black) 	13/16	34 7/8	28 1/2	30	3	SH2835MBPB Component of: · SH3072DD · SH3072RD · SH3072LD · SH3672DD · SH3672RD · SH3672LD · SH4272BD · SH4272RBD · SH4272LBD	\$1,221
	13/16	28 7/8	28 1/2	28	3	SH2829MBPB Component of: · SH3066DD · SH3066RD · SH3066LD	\$1,183
· Black							
Perforated Metal Modesty (Satin Nickel) 	13/16	34 7/8	28 1/2	30	3	SH2835MBP Component of: · SH3072DD · SH3072RD · SH3072LD · SH3672DD · SH3672RD · SH3672LD · SH4272BD · SH4272RBD · SH4272LBD	\$1,221
	13/16	28 7/8	28 1/2	28	3	SH2829MBP Component of: · SH3066DD · SH3066RD · SH3066LD	\$1,183
· Satin Nickel							

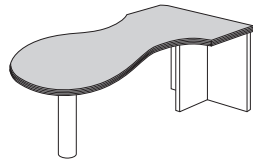
To Order, Specify:

- ① Model Number
- ② Other Product Options (see page 9)


Top Applications Bow Top



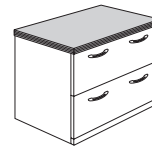
Keyhole Top





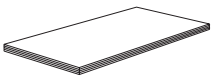
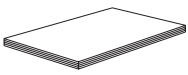



Rectangular Top

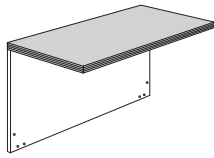


Lateral File Top




Description	D	W	H	CTN WT	CU FT	① Model	List Price
Bow Top 	42	72	1 3/16	150	11	SH4272MBT Component of: · SH4272BD · SH4272RBD · SH4272LBD	\$2,954
Keyhole Top 	36	72	1 3/16	125	9	SH3672MKHT Component of: · SH4272DD · SH4272RD · SH4272LD	\$3,809
Bullet Top 	36	72	1 3/16	125	9	SH3672MBLT Component of: · SH3672BL	\$3,528
	30	72	1 3/16	125	9	SH3072MBLT Component of: · SH3072BL	\$3,446
Desk Top 	36	72	1 3/16	125	9	SH3672MCT Component of: · SH3672DD · SH3672RD · SH3672LD	\$2,061
	30	72	1 3/16	125	8	SH3072MCT Component of: · SH3072DD · SH3072RD · SH3072LD	\$1,879
	30	66	1 3/16	125	7	SH3066MCT Component of: · SH3606DD · SH3066RD · SH3066LD	\$1,701
Bridge/Return Top 	48	24	1 3/16	75	5	SH4824MCT Component of: · SH2448ERR · SH2448ELR · SH2448LRR · SH2448LLR · SH2448EB	\$1,214
	42	24	1 3/16	80	4	SH4224MCT Component of: · SH2442ERR · SH2442ELR · SH2442LRR · SH2442LLR · SH2442EB	\$1,169
Bridge Top 	36	24	1 3/16	90	4	SH3624MCT Component of: · SH2436EB	\$1,124
Return Top 	24	48	1 3/16	90	5	SH2448MCT Component of: · SH2448ERCR · SH2448ELCR · SH2448LLRR · SH2448LLCR	\$1,214
	24	42	1 3/16	80	4	SH2442MCT Component of: · SH2442ERCR · SH2442ELCR · SH2442LLRR · SH2442LLCR	\$1,169

Top Applications, cont.
Bridge Top



Pedestal Top



Return Top

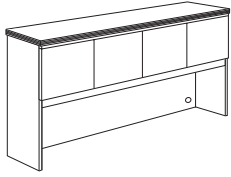


Description	D	W	H	CTN WT	CU FT	① Model	List Price
Credenza Top 	24	72	1 3/16	110	7	SH2472MCT Component of: · SH2472SC · SH2472RC · SH2472LC · SH2472DSC · SH2472LRC · SH2472LLC · SH4272KC · SH4272MRC · SH4272MLC	\$1,656
	24	66	1 3/16	100	6	SH2466MCT Component of: · SH2466SC · SH2466RC · SH2466LC · SH2466DSC · SH2466LRC · SH2466LLC · SH4266KC · SH4266MRC · SH4266MLC	\$1,566
Pedestal Top 	18 5/8	36	1 3/16	35	3	SH1936MCT Component of: · SH1936PDB · SH1936PDF	\$1,080
	18 5/8	30	1 3/16	32	3	SH1930MCT Component of: · SH1930PDB · SH1930PDF	\$1,035
	18 5/8	24	1 3/16	30	3	SH1924MCT Component of: · SH1924PDB · SH1924PDF	\$990
Lateral File/Storage Top 	36 3/16	24	1 3/16	75	4	SH3630MCT Component of: · SH3630LF · SH3624MLM · SH3624MRM	\$1,124

To Order, Specify:

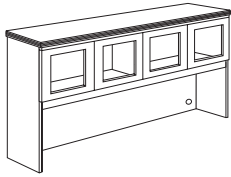
- ① Model Number
- ② Wood Species - Cherry (CH1) (see page 8)
- ③ Finish Color (see page 8)
- ④ Edge Profile (see page 13)
- ⑤ Other Product Options (see page 9)

Description	D	W	H	CTN WT	CU FT	① Model	List Price
Storage Overhead Cabinet with Four Doors	18	84	41 5/8	240	44	SH1884SO	\$3,542
	18	78	41 5/8	210	42	SH1878SO	\$3,473
	18	72	41 5/8	200	39	SH1872SO	\$3,407
	18	66	41 5/8	160	36	SH1866SO	\$3,266



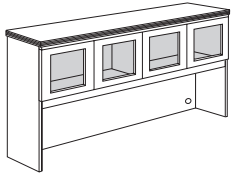
- grommet in bottom left and right and in top center of back panel
- tackboards available, see pages 52-53
- task lights available, see pages 392-393
- locking doors available, specify and add \$246 list
- no pulls

Storage Overhead Cabinet with Four Clear Glass Doors	18	84	41 5/8	240	44	SH1884CGO	\$3,938
	18	78	41 5/8	210	42	SH1878CGO	\$3,863
	18	72	41 5/8	200	39	SH1872CGO	\$3,800
	18	66	41 5/8	160	36	SH1866CGO	\$3,659



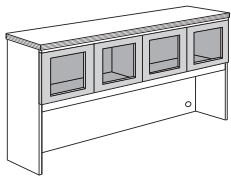
- grommet in bottom left and right and in top center of back panel
- tackboards available, see pages 52-53
- task lights available, see pages 392-393
- locking doors available, specify and add \$246 list
- no pulls

Storage Overhead Cabinet with Four Frosted Glass Doors	18	84	41 5/8	240	44	SH1884FGO	\$4,033
	18	78	41 5/8	210	42	SH1878FGO	\$3,961
	18	72	41 5/8	200	39	SH1872FGO	\$3,845
	18	66	41 5/8	160	36	SH1866FGO	\$3,756



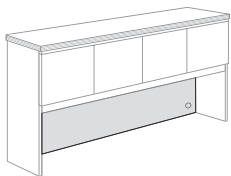
- grommet in bottom left and right and in top center of back panel
- tackboards available, see pages 52-53
- task lights available, see pages 392-393
- locking doors available, specify and add \$246 list
- no pulls

Storage Overhead Cabinet with Four Aluminum Frosted Glass Doors	18	84	41 5/8	240	44	SH1884AGO	\$4,373
	18	78	41 5/8	210	42	SH1878AGO	\$4,303
	18	72	41 5/8	200	39	SH1872AGO	\$4,238
	18	66	41 5/8	160	36	SH1866AGO	\$4,100

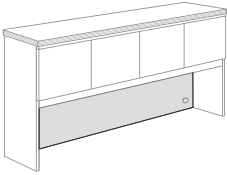


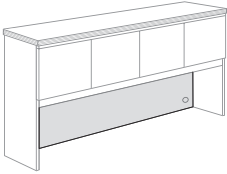
- grommet in bottom left and right and in top center of back panel
- tackboards available, see pages 52-53
- task lights available, see pages 392-393
- locking doors not available
- pulls not available on doors

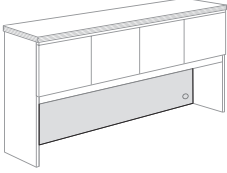
Description	D	W	H	CTN WT	CU FT	① Model	List Price Per Grade
Tackboard for 84" w Storage Overhead Cabinet	3/8	81 7/8	15 3/4	3	4	SH84TK	COM \$377
							A \$413
							B \$483
							C \$603
							D \$758
							E \$911
							F \$1,152
							G \$1,411
							H \$1,684
							I \$2,114
							J \$2,630



- for use with 84" wide storage overhead cabinet
- com ydg: 2 3/4

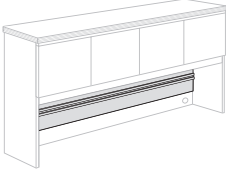
Description	D	W	H	CTN WT	CU FT	① Model	List Price Per Grade
Tackboard for 78" w Storage Overhead Cabinet  <ul style="list-style-type: none"> · for use with 78" wide storage overhead cabinet · com ydg: 2 1/2 	3/8	75 7/8	15 3/4	3	4	SH78TK	COM \$373
	A \$406						
	B \$468						
	C \$579						
	D \$718						
	E \$858						
	F \$1,077						
	G \$1,310						
	H \$1,561						
	I \$1,950						
J \$2,420							

Tackboard for 72" w Storage Overhead Cabinet  <ul style="list-style-type: none"> · for use with 72" wide storage overhead cabinet · com ydg: 2 1/4 	3/8	69 7/8	15 3/4	2	3	SH72TK	COM \$350
	A \$380						
	B \$436						
	C \$534						
	D \$661						
	E \$788						
	F \$984						
	G \$1,195						
	H \$1,418						
	I \$1,770						
J \$2,192							

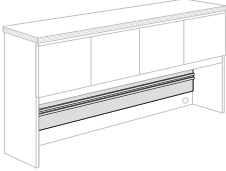
Tackboard for 66" w Storage Overhead Cabinet  <ul style="list-style-type: none"> · for use with 66" wide storage overhead cabinet · com ydg: 2 	3/8	63 7/8	15 3/4	2	3	SH66TK	COM \$329
	A \$355						
	B \$404						
	C \$492						
	D \$603						
	E \$716						
	F \$891						
	G \$1,079						
	H \$1,276						
	I \$1,590						
J \$1,966							

To Order, Specify:

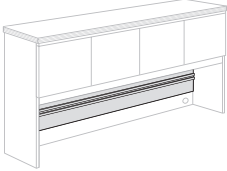
- ① Model Number
- ② Wood Species - Cherry (CH1) (see page 8)
- ③ Finish Color (see page 8)
- ④ Edge Profile (see page 13)
- ⑤ Fabric Selection: vendor, pattern, color
- ⑥ Other Product Options (see page 9)

Description	D	W	H	CTN WT	CU FT	① Model	List Price Per Grade
Tackboard for Accessory Rail of 84" w Storage Overhead Cabinet 	¾	81 7/8		3	4	SH84TKA	COM \$420
							A \$455
							B \$525
							C \$646
							D \$798
							E \$953
							F \$1,195
							G \$1,452
							H \$1,725
							I \$2,156
J \$2,671							

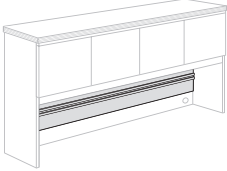
- tackboard panels for above and below accessory rail
- not required; add-on for convenience application
- upper tackboard height: 5
- lower tackboard height: 7 ½
- coordinates with SH1884AGO, SH1884CGO, SH1884FGO, SH1884SO
- accessory rail sold separately, see page 626
- com ydg: 2 ¾

Tackboard for Accessory Rail of 78" w Storage Overhead Cabinet 	¾	75 7/8		3	4	SH78TKA	COM \$413
							A \$446
							B \$507
							C \$618
							D \$759
							E \$899
							F \$1,117
							G \$1,353
							H \$1,602
							I \$1,992
J \$2,460							

- tackboard panels for above and below accessory rail
- not required; add-on for convenience application
- upper tackboard height: 5
- lower tackboard height: 7 ½
- coordinates with SH1878AGO, SH1878CGO, SH1878FGO, SH1878SO
- accessory rail sold separately, see page 626
- com ydg: 2 ½

Description	D	W	H	CTN WT	CU FT	① Model	List Price Per Grade
Tackboard for Accessory Rail of 72" w Storage Overhead Cabinet 	3/8	69 7/8		2	3	SH72TKA	COM \$394
							A \$421
							B \$477
							C \$577
							D \$702
							E \$829
							F \$1,027
							G \$1,235
							H \$1,462
							I \$1,812
							J \$2,233

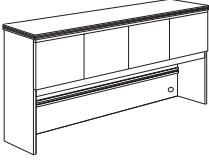
- tackboard panels for above and below accessory rail
- not required; add-on for convenience application
- upper tackboard height: 5
- lower tackboard height: 7 1/2
- coordinates with SH1872AGO, SH1872CGO, SH1872FGO, SH1872SO
accessory rail sold separately, see page 626
- com ydg: 2 1/4

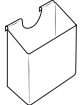



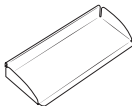

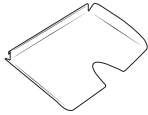

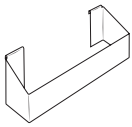



Tackboard for Accessory Rail of 66" w Storage Overhead Cabinet 	3/8	63 7/8		2	3	SH66TKA	COM \$369
							A \$395
							B \$444
							C \$531
							D \$644
							E \$757
							F \$931
							G \$1,118
							H \$1,318
							I \$1,629
							J \$2,005

- tackboard panels for above and below accessory rail
- not required; add-on for convenience application
- upper tackboard height: 5
- lower tackboard height: 7 1/2
- coordinates with SH1866AGO, SH1866CGO, SH1866FGO, SH1866SO
accessory rail sold separately, see page 626
- com ydg: 2

To Order, Specify:

- ① Model Number
- ② Fabric Selection: vendor, pattern color

Description	D	W	H	CTN WT	CU FT	① Model	List Price
Accessory Rail 	3/4	81 7/8	3 1/4	6	2	SH84AR For use on: · SH1884AGO · SH1884SO · SH1884CGO · SH1884FGO	\$401
	3/4	75 7/8	3 1/4	5	2	SH78AR For use on: · SH1878AGO · SH1878SO · SH1878CGO · SH1878FGO	\$381
	3/4	69 7/8	3 1/4	5	2	SH72AR For use on: · SH1872AGO · SH1872SO · SH1872CGO · SH1872FGO	\$363
	3/4	63 7/8	3 1/4	4	2	SH66AR For use on: · SH1866AGO · SH1866SO · SH1866CGO · SH1866FGO	\$344

Description	D	W	H	CTN WT	CU FT	① Model	List Price
Upright Tray 	1 ⁹ / ₁₆	3 ¹ / ₈	3 ⁹ / ₁₆	1	1	AC203CUP	\$93
 <ul style="list-style-type: none"> · pen and gadget cup · Stardust Silver finish 							
Small Tray 	3 ⁵ / ₁₆	2 ¹¹ / ₁₆	⁷ / ₈	1	1	AC403TRAY	\$71
 <ul style="list-style-type: none"> · tray for paper clips and other small items · Stardust Silver finish 							
Pencil Tray 	3 ⁵ / ₁₆	7 ¹¹ / ₁₆	⁷ / ₈	1	1	AC408TRAY	\$86
 <ul style="list-style-type: none"> · tray for pencils and other small items · Stardust Silver finish 							
Paper Tray 	9 ¹⁵ / ₁₆	13 ³ / ₁₆	⁷ / ₈	2	1	AC912PAP	\$132
 <ul style="list-style-type: none"> · tray for 8 1/2 x 11" letter paper size · Stardust Silver finish 							
File Hanger 	2 ¹³ / ₁₆	12 ³ / ₁₆	4	1	1	AC313FILE	\$125
 <ul style="list-style-type: none"> · file hanger for 8 1/2 x 11" letter size hanging file folders · Stardust Silver finish 							
Acrylic Accessory Tray 	2 ¹ / ₄	9 ¹ / ₄	12 ¹ / ₄	5	1	ALT0912C	\$330
 <ul style="list-style-type: none"> · set of 4 							

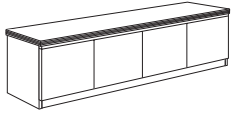
To Order, Specify:

- ① Model Number
- ② Other Product Options (see page 9)

When ordering Quickship products, place a "Q" in front of model number.
 Example: QAC203CUP

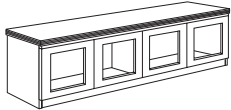
NOW!
 Need it.
 JSI Quickship

Description	D	W	H	CTN WT	CU FT	① Model	List Price
Wall Mount Storage Overhead with Four Doors	18	72	21 1/8	200	22	SH1872WSO	\$3,099
	18	66	21 1/8	190	21	SH1866WSO	\$2,960



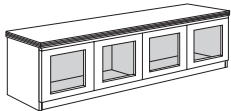
- tackboards available, see page 59
- task lights available, see pages 392-393
- locking doors available, specify and add \$246 list
- no pulls

Wall Mount Storage Overhead with Four Clear Glass Doors	18	72	21 1/8	200	22	SH1872WCGO	\$3,494
	18	66	21 1/8	190	21	SH1866WCGO	\$3,349



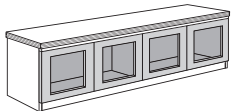
- tackboards available, see page 59
- task lights available, see pages 392-393
- locking doors available, specify and add \$246 list
- no pulls

Wall Mount Storage Overhead with Four Frosted Glass Doors	18	72	21 1/8	200	22	SH1872WFGO	\$3,590
	18	66	21 1/8	190	21	SH1866WFGO	\$3,446

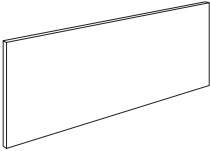


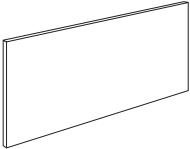
- tackboards available, see page 59
- task lights available, see pages 392-393
- locking doors available, specify and add \$246 list
- no pulls

Wall Mount Storage Overhead with Four Aluminum Frosted Glass Doors	18	72	21 1/8	200	22	SH1872WAGO	\$3,930
	18	66	21 1/8	190	21	SH1866WAGO	\$3,788



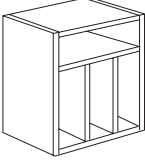
- tackboards available, see page 59
- task lights available, see pages 392-393
- locking doors not available
- pulls not available on doors

Description	D	W	H	CTN WT	CU FT	① Model	List Price Per Grade
72" w Wall Mount Tackboard  <ul style="list-style-type: none"> · four 3/8" deep x 2" wide vertical channels in back of panel allow wire management · com ydg: 2 1/4 	7/8	71 3/4	19 1/2	2	3	SH7220WT	COM \$426 A \$456 B \$510 C \$612 D \$738 E \$863 F \$1,061 G \$1,271 H \$1,495 I \$1,847 J \$2,268


66" w Wall Mount Tackboard  <ul style="list-style-type: none"> · four 3/8" deep x 2" wide vertical channels in back of panel allow wire management · com ydg: 2 	7/8	65 3/4	19 1/2	2	3	SH6620WT	COM \$404 A \$429 B \$478 C \$566 D \$679 E \$791 F \$966 G \$1,152 H \$1,354 I \$1,665 J \$2,039
------------------------------------------------------------------------------------------------------------------------------------------------------------------------------------------------------------------------------------------------------------------------------------	-----	--------	--------	---	---	-----------------	----------------------------------------------------------------------------------------------------------------------------------------

To Order, Specify:

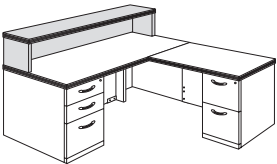
- ① Model Number
- ② Wood Species - Cherry (CH1) (see page 8)
- ③ Finish Color (see page 8)
- ④ Edge Profile (see page 13)
- ⑤ Fabric Selection: vendor, pattern, color
- ⑥ Other Product Options (see page 9)

Description	D	W	H	CTN WT	CU FT	① Model	List Price
Storage Tower 	15 1/16	20	20 5/16	20	6	SH2016PST coordinates with 84" overheads	\$965
	15 1/16	18 1/2	20 5/16	20	6	SH1816PST coordinates with 78" overheads	\$965
	15 1/16	17	20 5/16	20	6	SH1716PST coordinates with 72" overheads	\$965
	15 1/16	15 1/2	20 5/16	20	6	SH1516PST coordinates with 66" overheads	\$965


- paper management slots can be configured horizontally or with three vertical slots
- can be installed in storage tower or under storage overhead cabinet

Drawer Storage Tower 	15 1/16	20	20 5/16	30	6	SH2016DST coordinates with 84" overheads	\$1,069
	15 1/16	18 1/2	20 5/16	30	6	SH1816DST coordinates with 78" overheads	\$1,069
	15 1/16	17	20 5/16	30	6	SH1716DST coordinates with 72" overheads	\$1,069
	15 1/16	15 1/2	20 5/16	30	6	SH1516DST coordinates with 66" overheads	\$1,069

- can be installed in storage tower or under storage overhead cabinet
- locking drawer available, specify and add \$123 list

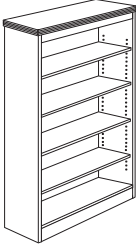
Transaction Counter 	13	72	17 3/16	87	9	SH1372TC coordinates with a 72" surface	\$1,374
	13	66	17 3/16	79	8	SH1366TC coordinates with a 66" surface	\$1,313

- 16" vertical clearance from desk to bottom of transaction top

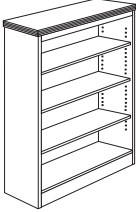
Bookcase Overhead 	18	36 3/16	42	100	20	SH1836B0	\$1,289
----------------------------------------------------------------------------------------------------------------	----	---------	----	-----	----	-----------------	---------

- one adjustable shelf
- one fixed shelf
- grommet
- one back panel grommet

Description	D	W	H	CTN WT	CU FT	① Model	List Price
-------------	---	---	---	-----------	----------	---------	------------

	18	36	71 1/6	150	28	SH3672BC	\$2,531
-----------------------------------------------------------------------------------	----	----	--------	-----	----	----------	---------

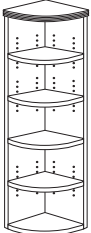
- one fixed shelf
- three adjustable shelves
- we recommend this bookcase be mounted to the wall or floor

	18	36	54 1/6	125	21	SH3654BC	\$1,958
-----------------------------------------------------------------------------------	----	----	--------	-----	----	----------	---------

- top edge profile on user side
- three adjustable shelves

	18	36	30 1/6	85	12	SH3630BC	\$1,392
------------------------------------------------------------------------------------	----	----	--------	----	----	----------	---------

- one adjustable shelf


	18	18	71 1/6	90	18	SH1818RBC	\$3,246
-------------------------------------------------------------------------------------	----	----	--------	----	----	-----------	---------

- three adjustable shelves
- one fixed shelf

To Order, Specify:

- ① Model Number
- ② Wood Species - Cherry (CH1) (see page 8)
- ③ Finish Color (see page 8)
- ④ Edge Profile (see page 13)
- ⑤ Pull Style and Color (see page 14)
- ⑥ Other Product Options (see page 9)

Description	D	W	H	CTN WT	CU FT	① Model	List Price
Lateral File	24	36	54	300	33	SH3654LF	\$3,925



- four drawers
- anti-tip interlock mechanism
- pedestal locking

Lateral File	24	36	30	175	19	SH3630LF	\$2,586
--------------	----	----	----	-----	----	----------	---------



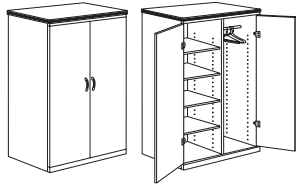
- two drawers
- anti-tip interlock mechanism
- pedestal locking

Mobile Pedestal	19	18 1/6	28 1/2	95	9	SH1820MP	\$1,907
-----------------	----	--------	--------	----	---	----------	---------



- available as box/box/file only (interior of top is tray size)
- legal width pedestal
- locking
- casters

Description	D	W	H	CTN WT	CU FT	① Model	List Price
72" h Wardrobe	23 3/4	34 7/8	71 1/16	360	43	SH3672W	\$4,248




- chrome hanging bar on right
- one fixed shelf second from bottom on left
- locking doors available; specify and add \$246 list

Hanging Bar to Shelves Conversion Kit	24	18	3/4	56	2	SH1824SK	\$813
----------------------------------------------	----	----	-----	----	---	-----------------	--------------




- four shelves
- for 36" wide wardrobe

72" h File/File Lateral Storage Cabinet	24	34 7/8	71 1/16	360	43	SH3672SWLF	\$4,791
------------------------------------------------	----	--------	---------	-----	----	-------------------	----------------



- two adjustable shelves
- locking doors available; specify and add \$123 list
- file/file lateral
- pedestal locking

72" h File/File Storage Wardrobe	23 3/4	23 3/8	71 1/16	340	30	SH2472SWR	\$4,372
	23 3/4	23 3/8	71 1/16	340	30	SH2472SWL	\$4,372

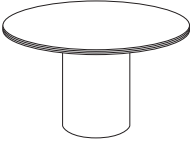


left shown

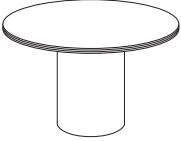
- top edge profile on user side
- chrome hanging bar
- two adjustable shelves
- file/file pedestal
- locking not available

To Order, Specify:

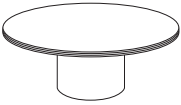
- ① Model Number
- ② Wood Species - Cherry (CH1) (see page 8)
- ③ Finish Color (see page 8)
- ④ Edge Profile (see page 13)
- ⑤ Pull Style and Color (see page 14)
- ⑥ Other Product Options (see page 9)

Description	D	W	H	CTN WT	CU FT	① Model	List Price
Round Conference Table	48	48	30			SH48CTD	\$2,894
	Consists of:						
				73	7	SH48TT - Table Top	\$1,863
				71	9	SH20RB - Round Base	\$1,031

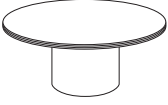
· ships KD in two cartons

Round Conference Table	42	42	30			SH42CTD	\$2,454
	Consists of:						
				56	5	SH42TT - Table Top	\$1,423
				71	9	SH20RB - Round Base	\$1,031

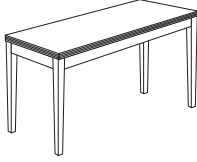
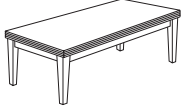
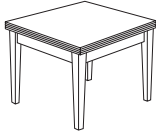
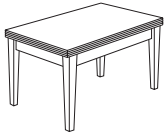
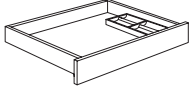
· ships KD in two cartons

Round Magazine Table	42	42	17			SH42MTD	\$2,388
	Consists of:						
				56	5	SH42TT - Table Top	\$1,423
				68	5	SH18-16RB - Round Base	\$965

· ships KD in two cartons

Round Magazine Table	36	36	17			SH36MTD	\$2,218
	Consists of:						
				42	4	SH36TT - Table Top	\$1,253
				68	5	SH18-16RB - Round Base	\$965

· ships KD in two cartons

Description	D	W	H	CTN WT	CU FT	① Model	List Price
Sofa Table  <ul style="list-style-type: none"> ships KD in one carton 	18	60	30	66	4	SH1860ST	\$1,143
Magazine Table  <ul style="list-style-type: none"> ships KD in one carton 	20	42	16	51	4	SH2042MT	\$966
End Table  <ul style="list-style-type: none"> ships KD in one carton 	24	24	20	35	3	SH2424ET	\$817
End Table  <ul style="list-style-type: none"> ships KD in one carton 	20	28	20	35	3	SH2028ET	\$813
Center Drawer  <ul style="list-style-type: none"> pencil tray locking drawer available; specify and add \$123 list 	20	35	3	12	2	SH2035CD for use with 36" x 72" double ped desks	\$399
	20	30	3	12	2	SH2030CD for use with 36" x 72" single ped desks	\$394
	20	29	3	11	2	SH2029CD for use with 30" x 66" double ped desks	\$394
	18	24	3	11	2	SH1824CD for use with 30" x 66" single ped desks, 24" deep returns and credenzas	\$385
	20	26	3	12	2	SH2026CDB for use with 36" x 72" bullet/keyhole desk	\$399

To Order, Specify:

- ① Model Number
- ② Wood Species - Cherry (CH1) (see page 8)
- ③ Finish Color (see page 8)
- ④ Edge Profile (see page 13)
- ⑤ Other Product Options (see page 9)


Shuffle Conference Product Information



Shuffle Conference Product Information

Exterior Wood Materials

Exterior surfaces are made from the finest selected veneers to achieve clarity and consistency in the Shuffle product line. To attain a pleasing, symmetrical pattern, all veneers in Shuffle are book-matched. All exterior solid lumber is matched to coordinate with the veneer.



Book Matched Example

Alternating pieces of veneer are flipped over so they face each other like the pages within a book.

Shuffle is available in flat cut cherry veneer. A wide range of wood stains have been formulated to enhance the beauty of the veneer.

Work Surface Construction

Tops are 5-ply balanced construction, 1 3/16" thick with solid matching hardwood edges. Tops are available in six edge profile.

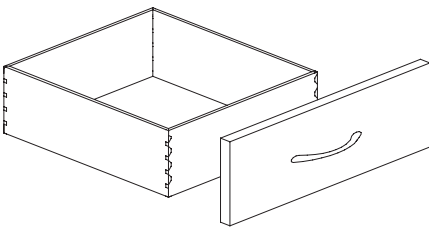
Matching or coordinating high pressure laminate in a veneer grain can be applied to the top surface and is available at no additional charge.

Base Construction

Panels are joined together by mortise and tenon construction. In addition to mortise and tenon joint construction. Leveling glides are set into solid hardwood with t-nut inserts, which helps to prevent the leveling glide from tear out. Tops are secured to the bases with top fastening cleats screwed to the inside of the panels.

Drawers

The 9ply unidirectional hardwood sides of the drawer box are 7/16" thick assembled with English dovetail construction at each corner of the box. The drawer bottom panel is 1/4" thick fitting into a groove machined into the side of the box. Interiors are sanded and coated with clear U.V. finish to protect against shrinking, swelling or warping, and to provide a clean, smooth feel and appearance.



Drawer Suspension

The high quality black drawer suspensions carry a lifetime warranty. Slides feature steel ball bearings for longer life with cushioned in/out stops. File and box drawers have 100% full extension with over travel.

Finish - Stain/Colors

We offer a variety of wood stains and paint colors on Shuffle. Please see the chart below. Samples are available upon request. Finishes with an asterisk (*) have coordinating laminate tops.

CH1 Cherry		<i>Flat Cut Veneer</i>	
BRL Barley		EAR Earthy	
BBM Bourbon Medium		HRV Harvest	
BRM Brighton Medium		LGC Legacy	
CLA Classic		PRL Praline	
CLL Collectors		SAF Saffron	

Protective Top Coat

DuraTex™ offers exceptional hardness along with abrasion and impact resistance, it has been formulated to eliminate hazardous and harmful gases that are normally associated with wood finish.

DuraTex™ Features

Safety - Significantly reduces hazardous formaldehyde emissions, which help improve the quality of the of the indoor air we breathe.

Quality - Developed to be tough and durable with special attention to appearance. The DuraTex™ finish preserves the natural beauty of wood.

Durability - Designed to meet a wide range of demanding performance and environmental standards to withstand even the highest wear and tear.

Shuffle Conference Product Information

Product Modification

Laminate Tops

Worksurface only, no additional upcharge if coordinating wood grain laminate is specified. Contact Customer Service for any other laminate request. Listed below are finishes that have coordinating wood grain HPL laminates.

Cherry Finishes

Collectors

Harvest

Praline

Special Finishes

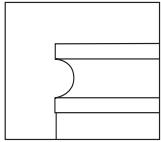
Special finishes can be requested by following the instructions in the general introduction section, page 3. There is a one time charge of \$332 list per order.

Oak Veneer

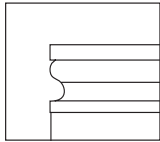
Upon request veneer can be changed from the standard offering to oak flat cut veneer with an additional 40% upcharge to the list of each item.

Shuffle Conference Product Information

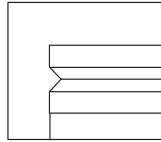
Top Edge Details



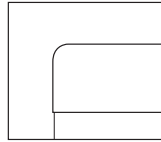
Concave (O)



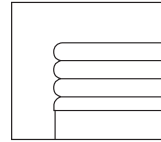
Crown (Q)



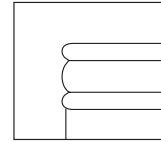
Diamond (T)



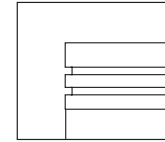
Eased (R)



Reeded (H)



Transitional (C)



Triad (F)

Drawer Style Color Options

Finish Color MBK = Matte Black MNK = Matte Nickel PNK = Polished Nickel CHR = Chrome


 Bask
(PNK)

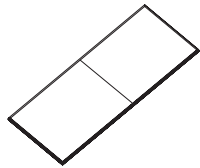
 Fluent
(MBK or MNK)

 Rival
(CHR)

Top Shapes - size - base requirement - seating capacity

top sizes 108" through 192" are 2 pieces

top sizes above 192" are 3 pieces



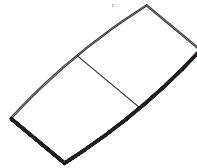
rectangular

264" x 60"	4 bases	seats 24
240" x 60"	4 bases	seats 22
216" x 60"	4 bases	seats 20
192" x 60"	3 bases	seats 18
264" x 54"	4 bases	seats 22
240" x 54"	4 bases	seats 20
216" x 54"	4 bases	seats 18
192" x 54"	3 bases	seats 16
264" x 48"	4 bases	seats 22
240" x 48"	4 bases	seats 20
216" x 48"	4 bases	seats 18
192" x 48"	3 bases	seats 16
168" x 48"	3 bases	seats 14
144" x 48"	3 bases	seats 12
120" x 48"	2 bases	seats 8
120" x 42"	2 bases	seats 8
108" x 42"	2 bases	seats 8
96" x 48"	2 bases	seats 8
96" x 42"	2 bases	seats 8
84" x 42"	2 bases	seats 8
72" x 36"	2 bases	seats 6



racetrack

264" x 60"	4 bases	seats 24
240" x 60"	4 bases	seats 22
216" x 60"	4 bases	seats 20
192" x 60"	3 bases	seats 18
264" x 54"	4 bases	seats 22
240" x 54"	4 bases	seats 20
216" x 54"	4 bases	seats 18
192" x 54"	3 bases	seats 16
264" x 48"	4 bases	seats 22
240" x 48"	4 bases	seats 20
216" x 48"	4 bases	seats 18
192" x 48"	3 bases	seats 16
168" x 48"	3 bases	seats 14
144" x 48"	3 bases	seats 12
120" x 48"	2 bases	seats 8
120" x 42"	2 bases	seats 8
108" x 42"	2 bases	seats 8
96" x 48"	2 bases	seats 8
96" x 42"	2 bases	seats 8
84" x 42"	2 bases	seats 8
72" x 36"	2 bases	seats 6



boat

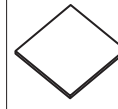
264" x 60"	4 bases	seats 24
240" x 60"	4 bases	seats 22
216" x 60"	4 bases	seats 20
192" x 60"	3 bases	seats 18
264" x 54"	4 bases	seats 22
240" x 54"	4 bases	seats 20
216" x 54"	4 bases	seats 18
192" x 54"	3 bases	seats 16
264" x 48"	4 bases	seats 22
240" x 48"	4 bases	seats 20
216" x 48"	4 bases	seats 18
192" x 48"	3 bases	seats 16
168" x 48"	3 bases	seats 14
144" x 48"	3 bases	seats 12
120" x 48"	2 bases	seats 8
120" x 42"	2 bases	seats 8
108" x 42"	2 bases	seats 8
96" x 48"	2 bases	seats 8
96" x 42"	2 bases	seats 8
84" x 42"	2 bases	seats 8
72" x 36"	2 bases	seats 6



round*

60" dia.	Seats 6
54" dia.	Seats 6
48" dia.	Seats 4
42" dia.	Seats 4
36" dia.	Seats 4

*requires 1 base

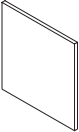
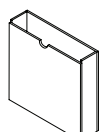
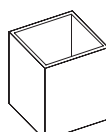
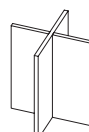


square*

60" sq.	seats 8
54" sq.	seats 6
48" sq.	seats 4
42" sq.	seats 4
36" sq.	seats 4
30" sq.	seats 4

*requires 1 base

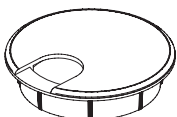
Base (units with access panel in the base for wire management are available, order this feature with the appropriate model number.)


 panel base
30" and 24" width

 rectangle base
30" and 24" width

 square base
24" and 18" width

 cross base
24" and 18" width

 round base
24", 20" and 18" dia.

 half-round base
24", 20" and 18" dia.

Grommet



Shuffle Grommets

Work surface grommets can be specified on desks, credenzas, and other types of veneer/laminate work surfaces. The grommet location must be approved by JSI manufacturing; contact Customer Service.

Add \$99 to the list for each grommet.

Grommet color must be specified, select Matte Black or Stardust Silver. Lock cores will match grommet color.
Matte Black (MBK)
Stardust Silver (STS).

Shuffle Conference Product Information

Finish and Product Reference Codes

Select	Code
--------	------

Veneer

Cherry Flat Cut	CH1
-----------------	-----

Finish

Cherry Finishes

Barley	BRL
Bourbon	BBN
Brighton	BRG
Classic	CLA
Collectors	CLL
Earthy	EAR
Harvest	HRV
Legacy	LGC
Praline	PRL
Saffron	SAF

Select	Code
--------	------

Edge Details

Concave	O
Crown	Q
Diamond	T
Eased	R
Reeded	H
Transitional	C
Triad	F

Pull & Finishes Codes

Bask - Polished Nickel	PNK
Fluent - Matte Black	MBK
Fluent - Mattle Nickel	MNK
Rival - Chrome	CHR

Select	Code
--------	------

Laminate Coordinates

Cherry Wood Grain Patterns

Barley	BRL
Bourbon	BBN
Brighton	BRG
Classic	CLA
Collectors	CLL
Legacy	LGC
Praline	PRL
Saffron	SAF

Metal Finish *(grommet)*

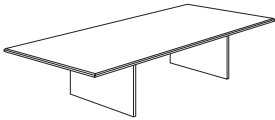
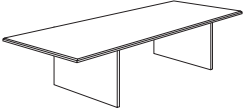
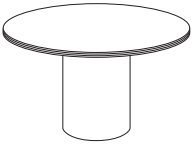
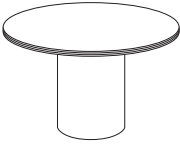
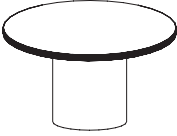
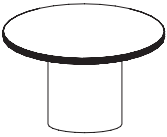
Matte Black	MBK
Stardust Silver	STS

Order Check List:

Specify:


- 1. Model Number
- 2. Finish
- 3. Wood Species - cherry
- 4. Top Options - standard veneer - laminate surface (see page 233)
- 5. Pull Selection **if applicable**
- 6. Other Product Options
- 7. Power and Data Accessories (*drawing showing location and orientation must accompany order*)
- 8. Side Mark Information (*i.e. room number, East Conference Room*)
- 9. Shipping Address (*contact name and phone number*)
- 10. Special Delivery Instructions (*i.e. call before delivery, deliver to job site*)

Shuffle Conference Product Information


Description	D	W	H	Seating Capacity	CTN WT	CU FT	① Model	List Price
Conference Table	42	96	30	8			SH4296CTP	\$5,064
					172	15	Consists of:	
					54 ea.	4 ea.	SH4296TT - Table Top	\$3,718
							SH2428PB - Panel Bases	\$673
							<ul style="list-style-type: none"> ships KD in four cartons one piece top price reflects two bases price includes one SH0655SP stretcher panel must order (2) panel bases 	
Rectangular Conference Table	36	72	30	6			SH3672CTP	\$3,737
					110	10	Consists of:	
					54 ea.	4 ea.	SH3672TT - Table Top	\$2,391
							SH2428PB - Panel Bases	\$673
							<ul style="list-style-type: none"> ships KD in four cartons one piece top 	
Round Conference Table	48	48	30	4			SH48CTD	\$2,894
					73	7	Consists of:	
					71	9	SH48TT - Table Top	\$1,863
							SH20RB - Round Base	\$1,031
							<ul style="list-style-type: none"> ships KD in two cartons 	
Round Conference Table	42	42	30	4			SH42CTD	\$2,454
					56	5	Consists of:	
					71	9	SH42TT - Table Top	\$1,423
							SH20RB - Round Base	\$1,031
							<ul style="list-style-type: none"> ships KD in two cartons 	
Lounge Height Meeting Table	42	42	16				SH42MTD	\$2,388
					56	5	Consists of:	
					68	5	SH42TT - Table Top	\$1,423
							SH18-16RB - Round Base	\$965
							<ul style="list-style-type: none"> ships KD in two cartons 	
Lounge Height Meeting Table	36	36	16				SH36MTD	\$2,218
					42	4	Consists of:	
					68	5	SH36TT - Table Top	\$1,253
							SH18-16RB - Round Base	\$965
							<ul style="list-style-type: none"> ships KD in two cartons 	

To Order, Specify:


- ① Model Number
- ② Wood Species
- ③ Finish Color
 - A. Worksurface Finish
 - B. Chassis Finish
- ④ Edge Profile
- ⑤ Power and Data Options
- ⑥ Other Product Options


Description	① Model	W	L	Seat Capacity	Top Pieces	Bases Required	CTN WT	CU FT	List Price
Rectangular Tops 	SH60264TT	60	264	24	3	4	673	57	\$15,693
	SH60240TT	60	240	22	3	4	613	51	\$14,266
	SH60216TT	60	216	20	3	4	552	48	\$12,844
	SH60192TT	60	192	18	2	3	490	42	\$11,413
	SH54264TT	54	264	22	3	4	609	52	\$13,079
	SH54240TT	54	240	20	3	4	554	50	\$11,889
	SH54216TT	54	216	18	3	4	498	43	\$10,703
	SH54192TT	54	192	16	2	3	441	38	\$9,513
	SH48264TT	48	264	22	3	4	548	47	\$11,629
	SH48240TT	48	240	20	3	4	498	43	\$10,573
	SH48216TT	48	216	18	3	4	447	38	\$9,513
	SH48192TT	48	192	16	2	3	396	33	\$8,458
	SH48168TT	48	168	14	2	3	346	30	\$7,401
	SH48144TT	48	144	12	2	3	296	28	\$6,344
	SH48120TT**	48	120	8	2	2	245	22	\$5,289
	SH4896TT	48	96	8	1	2	197	17	\$4,249
	SH42120TT**	42	120	8	2	2	217	19	\$4,628
	SH42108TT	42	108	8	2	2	195	17	\$4,168
SH4296TT	42	96	8	1	2	172	15	\$3,718	
SH4284TT	42	84	8	1	2	151	13	\$3,237	
SH3672TT	36	72	6	1	2	110	10	\$2,391	


**When ordering RECTANGLE or PANEL BASES - SH48120 and SH42120 require (3) panel bases and additional stretchers. Stretchers will be included as required.

Description	① Model	W	L	Seat Capacity	Top Pieces	Bases Required	CTN WT	CU FT	List Price
Racetrack Tops 	SH60264RT	60	264	24	3	4	646	57	\$18,544
	SH60240RT	60	240	22	3	4	589	51	\$16,859
	SH60216RT	60	216	20	3	4	530	48	\$15,176
	SH60192RT	60	192	18	2	3	471	42	\$13,491
	SH54264RT	54	264	22	3	4	586	52	\$15,453
	SH54240RT	54	240	20	3	4	530	50	\$14,050
	SH54216RT	54	216	18	3	4	474	43	\$12,646
	SH54192RT	54	192	16	2	3	417	38	\$11,242
	SH48264RT	48	264	22	3	4	529	47	\$13,738
	SH48240RT	48	240	20	3	4	479	43	\$12,492
	SH48216RT	48	216	18	3	4	428	38	\$11,242
	SH48192RT	48	192	16	2	3	377	33	\$9,992
	SH48168RT	48	168	14	2	3	327	30	\$8,640
	SH48144RT	48	144	12	2	3	277	28	\$7,497
	SH48120RT**	48	120	8	2	2	226	22	\$6,252
	SH4896RT	48	96	8	1	2	185	17	\$5,002
	SH42120RT**	42	120	8	2	2	203	19	\$5,469
	SH42108RT	42	108	8	2	2	180	17	\$4,922
SH4296RT	42	96	8	1	2	157	15	\$4,375	
SH4284RT	42	84	8	1	2	142	13	\$3,846	
SH3672RT	36	72	6	1	2	100	10	\$2,819	

**When ordering RECTANGLE or PANEL BASES - SH48120 and SH42120 require (3) panel bases and additional stretchers. Stretchers will be included as required.




Description	① Model	W	L	Seat Capacity	Top Pieces	Bases Required	CTN WT	CU FT	List Price
Boat Shape Tops  • boat shape top end dimension is 6" less than center dimension **When ordering RECTANGLE or PANEL BASES - SH48120 and SH42120 require (3) panel bases and additional stretchers. Stretchers will be included as required.	SH60264BT	60	264	24	3	4	646	57	\$18,544
	SH60240BT	60	240	22	3	4	589	51	\$16,859
	SH60216BT	60	216	20	3	4	530	48	\$15,176
	SH60192BT	60	192	18	2	3	471	42	\$13,491
	SH54264BT	54	264	22	3	4	586	52	\$15,453
	SH54240BT	54	240	20	3	4	530	50	\$14,050
	SH54216BT	54	216	18	3	4	474	43	\$12,646
	SH54192BT	54	192	16	2	3	417	38	\$11,242
	SH48264BT	48	264	22	3	4	529	47	\$13,738
	SH48240BT	48	240	20	3	4	479	43	\$12,492
	SH48216BT	48	216	18	3	4	428	38	\$11,242
	SH48192BT	48	192	16	2	3	377	33	\$9,992
	SH48168BT	48	168	14	2	3	327	30	\$8,640
	SH48144BT	48	144	12	2	3	277	28	\$7,497
	SH48120BT**	48	120	8	2	2	226	22	\$6,252
	SH4896BT	48	96	8	1	2	185	17	\$5,002
	SH42120BT**	42	120	8	2	2	203	19	\$5,469
	SH42108BT	42	108	8	2	2	180	17	\$4,922
	SH4296BT	42	96	8	1	2	157	15	\$4,375
	SH4284BT	42	84	8	1	2	142	13	\$3,846
SH3672BT	36	72	6	1	2	100	10	\$2,819	


Round Tops	Model	W	L	Seat Capacity	Top Pieces	Bases Required	CTN WT	CU FT	List Price
	SH60TT	60	N/A	6	1	1	112	10	\$3,147
	SH54TT	54	N/A	6	1	1	92	8	\$2,363
	SH48TT	48	N/A	4	1	1	73	7	\$1,863
	SH42TT	42	N/A	4	1	1	56	5	\$1,423
	SH36TT	36	N/A	3	1	1	42	4	\$1,253
	SH30TT	30	N/A	3	1	1	30	3	\$1,105



Square Tops	Model	W	L	Seat Capacity	Top Pieces	Bases Required	CTN WT	CU FT	List Price
	SH6060TT	60	60	8	1	1	154	10	\$2,884
	SH5454TT	54	54	6	1	1	125	8	\$2,183
	SH4848TT	48	48	4	1	1	99	7	\$1,723
	SH4242TT	42	42	4	1	1	77	5	\$1,321
	SH3636TT	36	36	4	1	1	56	4	\$1,192
	SH3030TT	30	30	4	1	1	39	3	\$830


To Order, Specify:

- ① Model Number
- ② Wood Species
- ③ Finish Color
 - A. Worksurface Finish
 - B. Chassis Finish
- ④ Edge Profile
- ⑤ Power and Data Options
- ⑥ Other Product Options

Description	D	W	H	CTN WT	CU FT	① Model	List Price	
Half Round Base 	12	24	28 ¾	35	6	SH24HRB · for use with 54" width top	\$885	
	12	24	28 ¾	33	6	SH24HRBA · for use with 54" width top · access panel	\$1,042	
	10	20	28 ¾	30	5	SH20HRB · for use with 42" and 48" width top	\$808	
	10	20	28 ¾	28	5	SH20HRBA · for use with 42" and 48" width top · access panel	\$967	
	9	18	28 ¾	27	4	SH18HRB · for use with 36" width top	\$775	
	9	18	28 ¾	26	4	SH18HRBA · for use with 36" width top · access panel	\$935	
	<hr/>							
	Square Base 	30	30	28 ¾	68	16	SH30SB · for use with 60" width top	\$2,819
30		30	28 ¾	68	16	SH30SBA · for use with 60" width top · access panel	\$2,819	
24		24	28 ¾	68	12	SH24SB · for use with 54" width top	\$977	
24		24	28 ¾	68	12	SH24SBA · for use with 54" width top · access panel	\$1,116	
18		18	28 ¾	39	7	SH18SB · for use with 36", 42" and 48" width top	\$843	
18		18	28 ¾	39	7	SH18SBA · for use with 36", 42" and 48" width top · access panel	\$981	
<hr/>								
Cross Base 		30	30	28 ¾	80	16	SH30XB · for use with 60" width top	\$917
	24	24	28 ¾	80	12	SH24XB · for use with 48" and 54" width top	\$826	
	18	18	28 ¾	50	7	SH18XB · for use with 36" and 42" width top	\$738	

Description	D	W	H	CTN WT	CU FT	① Model	List Price
Panel Base 	2 5/16	36	28 3/4	83	6	SH3628PB · for use with 60" width top	\$885
	2 5/16	30	28 3/4	68	5	SH3028PB · for use with 54" width top	\$744
	2 5/16	24	28 3/4	54	4	SH2428PB · for use with 42" and 48" width top · (3) bases are required when ordering SH48120 or SH42120	\$673

Description	D	W	H	CTN WT	CU FT	① Model	List Price
Rectangle Base  side 1  side 2	7 5/8	36	28 3/4	69	7	SH3628PBA · for use with 60" width top · access panel	\$1,367
	7 5/8	30	28 3/4	60	6	SH3028PBA · for use with 54" width top · access panel	\$1,299
	7 5/8	24	28 3/4	52	5	SH2428PBA · for use with 42" and 48" width top · access panel	\$1,226

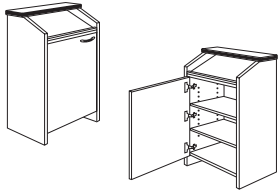
Description	D	W	H	CTN WT	CU FT	① Model	List Price
Round Base 	24	n/a	28 3/4	74	12	SH24RB · for use with 54" and 60" width top	\$1,173
	24	n/a	28 3/4	37	12	SH24RBA · for use with 54" and 60" width top · access panel	\$1,308
	20	n/a	28 3/4	71	9	SH20RB · for use with 42" and 48" width top	\$1,031
	20	n/a	28 3/4	34	9	SH20RBA · for use with 42" and 48" width top · access panel	\$1,167
	18	n/a	28 3/4	68	7	SH18RB · for use with 36" width top	\$965
	18	n/a	28 3/4	31	7	SH18RBA · for use with 36" width top · access panel	\$1,102

To Order, Specify:

- ① Model Number
- ② Wood Species
- ③ Finish Color
 - A. Worksurface Finish
 - B. Chassis Finish
- ④ Power and Data Options
- ⑤ Other Product Options

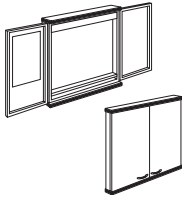
Description	D	W	H	CTN WT	CU FT	① Model	List Price
-------------	---	---	---	-----------	----------	---------	------------

Conference Lectern	25 1/4	25 5/8	48	250	23	SH2622LEC	\$3,424
---------------------------	--------	--------	----	-----	----	------------------	----------------




- two adjustable shelves
- four concealed, locking casters
- door is non-locking
- standard door is hinged on left
- round grommet in bottom panel
- notches in adjustable shelves allow wires to pass through

Visual Board	3 3/4	47 5/8	48	125	8	SH4848VB	\$4,102
---------------------	-------	--------	----	-----	---	-----------------	----------------



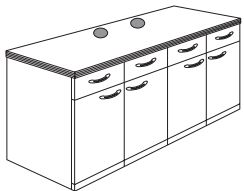
- corkboard on right and left doors; paper pad on left only
- marker board in center
- four markers and eraser included
- locking not available

Buffet Credenza	24	72	36	320	43	SH2472BSC	\$6,564
------------------------	----	----	----	-----	----	------------------	----------------



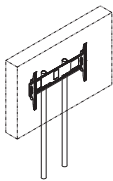
- non-modular assembled unit
- four door credenza
- four box drawers above doors
- non-locking doors and drawers
- adjustable shelf in storage cabinet

Buffet Credenza - Flat Screen Support	24	72	36	320	43	SH2472BSCT	\$7,038
----------------------------------------------	----	----	----	-----	----	-------------------	----------------




- non-modular assembled unit
- four door credenza
- four box drawers above doors
- non-locking doors and drawers
- adjustable shelf in storage cabinet
- flat screen mounting grommets in top
- back panel includes cord exit grommets

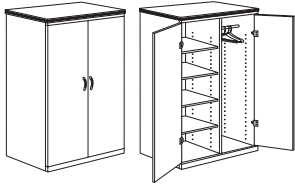
Flat Screen Mounting Frame	2	14	55	35	4	FSTV	\$1,494
-----------------------------------	---	----	----	----	---	-------------	----------------




- round 2" tube frame with cable management to inside of credenza
- mounting bracket for TV provided (see page 322)
- available in black (B) or silver (S)
- TV not included
- coordinates with SH2472BSCT
- TV dimension not to exceed 70"w x 38"h to allow proper mounting clearance

Description	D	W	H	CTN WT	CU FT	① Model	List Price
-------------	---	---	---	--------	-------	---------	------------

72" h File/File Lateral Storage Cabinet  <ul style="list-style-type: none"> two adjustable shelves locking doors available; specify and add \$123 list file/file lateral pedestal locking 	24	34 7/8	71 11/16	360	43	SH3672SWLF	\$4,791
--------------------------------------------------------------------------------------------------------------------------------------------------------------------------------------------------------------------------------------------------------------------------------------------------------------------------------	----	--------	----------	-----	----	-------------------	----------------

72" h Wardrobe  <ul style="list-style-type: none"> chrome hanging bar on right one fixed shelf second from bottom on left locking doors available; specify and add \$246 list 	23 3/4	34 7/8	71 11/16	360	43	SH3672W	\$4,248
-----------------------------------------------------------------------------------------------------------------------------------------------------------------------------------------------------------------------------------------------------------------------------------------------------------	--------	--------	----------	-----	----	----------------	----------------

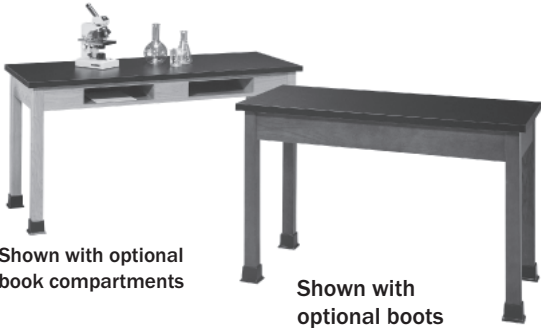
Hanging Bar to Shelves Conversion Kit  <ul style="list-style-type: none"> four shelves for 36" wide wardrobe 	24	18	3/4	56	2	SH1824SK	\$813
----------------------------------------------------------------------------------------------------------------------------------------------------------------------------------------------------------------------------------	----	----	-----	----	---	-----------------	--------------

72" h File/File Storage Wardrobe  <ul style="list-style-type: none"> top edge profile on user side chrome hanging bar two adjustable shelves file/file pedestal locking not available 	23 3/4	23 5/8	71 11/16	340	30	SH2472SWR	\$4,372
	23 3/4	23 5/8	71 11/16	340	30	SH2472SWL	\$4,372

To Order, Specify:

- ① Model Number
- ② Wood Species
- ③ Finish Color
 - A Worksurface Finish
 - B. Chassis Finish
- ④ Edge Profile
- ⑤ Pull (style and color)
- ⑥ Power and Data Options
- ⑦ Other Product Options

Stockton Tables Order Check List:



Shown with optional book compartments

Shown with optional boots

Specify:

- 1. Model Number
- 2. Wood Species - Red Oak (RO) or Maple (M)
- 3 Wood Finish/Color
- 4 Top Surface Material
- 5. Optional Boots (4) - add \$21 list
- 6. Optional Casters (2) - add \$128 list
- 7. Optional Book Compartments (2) - add \$81 list
- 8. Optional Drawers (2) - add \$158 list
- 7. Optional Premium or Specialty Laminate Tops Available - contact customer service for pricing. Mirrored or gloss laminates not recommended

Example:

SC2454-30 | RO | HEN | B
 (model #) | (wood species) | (finish) | (top surface)

1. Model Number

2. Wood Species - Red Oak (RO) or Maple (M)

3. Wood Finish/Color Options:

Red Oak

BRW	Brownie	ECU	Ecru
CAN	Canyon	HEN	Henna
CIT	Citron	HNY	Honey
DES	Desert	NUT	Nut Brown

Maple

ALM	Ale Medium	FLX	Flax
AUB	Auburn	HRV	Harvest
AUT	Barley	LGC	Legacy
BBM	Bourbon Medium	MCH	Mocha
BRM	Brighton Medium	NTO	Night Owl
BUT	Butterscotch	PRL	Praline
CIN	Cinnamon	SAF	Saffron
CLA	Classic	SIE	Sienna
CLL	Collectors	TOF	Toffee
EAR	Earthy	TRF	Truffle
ESP	Espresso	VEN	Venetian
Color - Add \$38 list per item			
BKD	Backdrop	GRV	Greek Villa
BFX	Black Fox	GLF	Gulf Stream
BWH	Bright White	HTB	Heartthrob
CGP	Cargo Pants	NET	Network Gray
CHT	Chatroom	NWH	Nonchalant White
DSY	Daisy	PAR	Paradise
DRG	Daring	QXP	Quixotic Plum
DYN	Dynamo	RBZ	Relic Bronze
ENG	Enigma	SND	Sandbank
FRR	French Roast	STM	Storm
GBY	Georgian Bay	TRC	Tricorn Black

4. Top Surface Material Options:

- (A) Black Laminate - average, not chemical resistant
- (B) Black Powder Coat - good, chemical resistant
- (C) Black Chemsurf - better, chemical resistant
- (D) Black Epoxy Resin - best, chemical resistant

5. Boots (4) - add \$21 list

6. Large Casters (2) - add \$128 list

7. Book Compartments (2) - add \$81 list
 Interior Dimensions: 15"w x 15"d x 3 1/4"h

8. Drawers (2) - add \$158 list
 Interior Dimensions: 15"w x 15 1/4"d x 2"h



9. Optional Premium or Specialty Laminate Tops Available - contact customer service for pricing. Mirrored or gloss laminates not recommended.

STOCKTON

Description	D	W	H	CTN WT	① Model	List Price
-------------	---	---	---	-----------	---------	------------


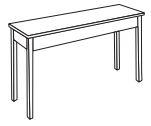


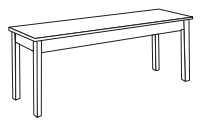
Table	24	48	30 1/16		SC2448-30	
Top Options:						
(A) Black Laminate				70		\$715
(B) Black Powder Coat				70		\$785
(C) Black Chemsurf				70		\$818
(D) Black Epoxy Resin				134		\$1,192

Table	24	54	30 1/16		SC2454-30	
-------	----	----	---------	--	------------------	--



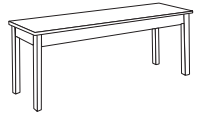
Top Options:						
(A) Black Laminate				76		\$733
(B) Black Powder Coat				76		\$807
(C) Black Chemsurf				76		\$863
(D) Black Epoxy Resin				148		\$1,279

Table	24	60	30 1/16		SC2460-30	
-------	----	----	---------	--	------------------	--



Top Options:						
(A) Black Laminate				82		\$761
(B) Black Powder Coat				82		\$837
(C) Black Chemsurf				82		\$893
(D) Black Epoxy Resin				162		\$1,372

Table	24	72	30 1/16		SC2472-30	
-------	----	----	---------	--	------------------	--



Top Options:						
(A) Black Laminate				95		\$821
(B) Black Powder Coat				95		\$905
(C) Black Chemsurf				95		\$964
(D) Black Epoxy Resin				206		\$2,095

To Order, Specify:

- ① Model Number
- ② Wood Species - Red Oak (RO) or Maple (M)
- ③ Wood Finish/Color
- ④ Top Surface Material
- ⑤ Optional Boots (4) - add \$21 list
- ⑥ Optional Casters (2) - add \$128 list
- ⑦ Optional Book Compartments (2) - add \$81 list
- ⑧ Optional Drawers (2) - add \$158 list
- ⑨ Optional Premium or Specialty Laminate Tops
Available - contact customer service for pricing.
Mirrored or gloss laminate not recommended.

④ Wood Finish/Color Options:

Red Oak	Maple				
BRW Brownie	ALM Ale Medium	FLX Flax			
CAN Canyon	AUB Auburn	HRV Harvest			
CIT Citron	BRL Barley	LGC Legacy			
DES Desert	BBM Bourbon Medium	MCH Mocha			
ECU Ecru	BRM Brighton Medium	NTO Night Owl			
HEN Henna	BUT Butterscotch	PRL Praline			
HNY Honey	CIN Cinnamon	SAF Saffron			
NUT Nut Brown	CLA Classic	SIE Sienna			
	CLL Collectors	TOF Toffee			
	EAR Earthy	TRF Truffle			
	ESP Espresso	VEN Venetian			

Color - Add \$38 list per item

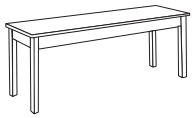
BKD Backdrop	GRV Greek Villa
BFX Black Fox	GLF Gulf Stream
BWH Bright White	HTB Heartthrob
CGP Cargo Pants	NET Network Gray
CHT Chatroom	NWH Nonchalant White
DSY Daisy	PAR Paradise
DRG Daring	QXP Quixotic Plum
DYN Dynamo	RBZ Relic Bronze
ENG Enigma	SND Sandbank
FRR French Roast	STM Storm
GBY Georgian Bay	TRC Tricorn Black

Specifications

- Wood species - Red Oak or Maple
- Features square edge (A).
- Tops are 1 1/8" thick with Black Laminate, 1" thick with Black Powder Coat, 1 3/16" thick with Black Chemsurf or 1" thick with Black Epoxy Resin.
- Apron rails are 3" tall without book compartments, 5" tall with book compartments.
- Legs are 2 1/4" square with adjustable glides.

STOCKTON

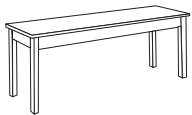
Description	D	W	H	CTN WT	CU FT	① Model	List Price
Table	30	60	30 ¹ / ₁₆			SC3060-30	



Top Options:

(A) Black Laminate				102			\$818
(B) Black Powder Coat				102			\$897
(C) Black Chemsurf				102			\$970
(D) Black Epoxy Resin				207			\$1,591


Table	30	72	30 ¹ / ₁₆			SC3072-30	
-------	----	----	---------------------------------	--	--	-----------	--



Top Options:

(A) Black Laminate				122			\$920
(B) Black Powder Coat				122			\$1,004
(C) Black Chemsurf				122			\$1,105
(D) Black Epoxy Resin				248			\$1,833


Table	24	48	36 ¹ / ₁₆			SC2448-36	
-------	----	----	---------------------------------	--	--	-----------	--



Top Options:

(A) Black Laminate				75			\$763
(B) Black Powder Coat				75			\$833
(C) Black Chemsurf				75			\$861
(D) Black Epoxy Resin				139			\$1,237

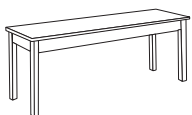
Table	24	54	36 ¹ / ₁₆			SC2454-36	
-------	----	----	---------------------------------	--	--	-----------	--



Top Options:

(A) Black Laminate				81			\$780
(B) Black Powder Coat				81			\$853
(C) Black Chemsurf				81			\$912
(D) Black Epoxy Resin				153			\$1,323

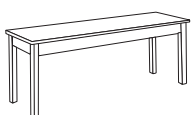
Table	24	60	36 ¹ / ₁₆			SC2460-36	
-------	----	----	---------------------------------	--	--	-----------	--



Top Options:

(A) Black Laminate				87			\$808
(B) Black Powder Coat				87			\$881
(C) Black Chemsurf				87			\$939
(D) Black Epoxy Resin				167			\$1,416

Table	24	72	36 ¹ / ₁₆			SC2472-36	
-------	----	----	---------------------------------	--	--	-----------	--

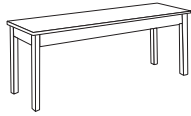


Top Options:

(A) Black Laminate				100			\$870
(B) Black Powder Coat				100			\$947
(C) Black Chemsurf				100			\$1,008
(D) Black Epoxy Resin				211			\$1,639

STOCKTON

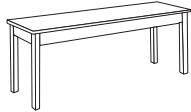
Description	D	W	H	CTN WT	① Model	List Price
Table	30	60	36 1/16		SC3060-36	



Top Options:

(A) Black Laminate	107	\$849
(B) Black Powder Coat	107	\$945
(C) Black Chemsurf	107	\$1,030
(D) Black Epoxy Resin	212	\$1,604

Table	30	72	36 1/16		SC3072-36	
-------	----	----	---------	--	-----------	--



Top Options:

(A) Black Laminate	127	\$966
(B) Black Powder Coat	127	\$1,051
(C) Black Chemsurf	127	\$1,185
(D) Black Epoxy Resin	253	\$1,879

To Order, Specify:

- ① Model Number
- ② Wood Species - Red Oak (RO) or Maple (M)
- ③ Wood Finish/Color
- ④ Top Surface Material
- ⑤ Optional Boots (4) - add \$21 list
- ⑥ Optional Casters (2) - add \$128 list
- ⑦ Optional Book Compartments (2) - add \$81 list
- ⑧ Optional Drawers (2) - add \$158 list
- ⑨ Optional Premium or Specialty Laminate Tops
Available - contact customer service for pricing.
Mirrored or gloss laminate not recommended.

④ Wood Finish/Color Options:

Red Oak	Maple				
BRW Brownie	ALM Ale Medium	FLX Flax			
CAN Canyon	AUB Auburn	HRV Harvest			
CIT Citron	BRL Barley	LGC Legacy			
DES Desert	BBM Bourbon Medium	MCH Mocha			
ECU Ecru	BRM Brighton Medium	NTO Night Owl			
HEN Henna	BUT Butterscotch	PRL Praline			
HNY Honey	CIN Cinnamon	SAF Saffron			
NUT Nut Brown	CLA Classic	SIE Sienna			
	CLL Collectors	TOF Toffee			
	EAR Earthy	TRF Truffle			
	ESP Espresso	VEN Venetian			

Color - Add \$38 list per item

BKD Backdrop	GRV Greek Villa
BFX Black Fox	GLF Gulf Stream
BWH Bright White	HTB Heartthrob
CGP Cargo Pants	NET Network Gray
CHT Chatroom	NWH Nonchalant White
DSY Daisy	PAR Paradise
DRG Daring	QXP Quixotic Plum
DYN Dynamo	RBZ Relic Bronze
ENG Enigma	SND Sandbank
FRR French Roast	STM Storm
GBY Georgian Bay	TRC Tricorn Black

Specifications

- Wood species - Red Oak or Maple
- Features square edge (A).
- Tops are 1 1/8" thick with Black Laminate, 1" thick with Black Powder Coat, 1 3/16" thick with Black Chemsurf or 1" thick with Black Epoxy Resin.
- Apron rails are 3" tall without book compartments, 5" tall with book compartments.
- Legs are 2 1/4" square with adjustable glides.

Strata Product Information




Strata Product Information

Strata Veneer

Exterior Wood Materials

Exterior surfaces are made from the finest selected veneers to achieve clarity and consistency in the Strata Veneer product line. To attain a pleasing, symmetrical pattern, all cherry, maple and walnut veneers are book-matched. All exterior solid lumber is matched to coordinate with the veneer.

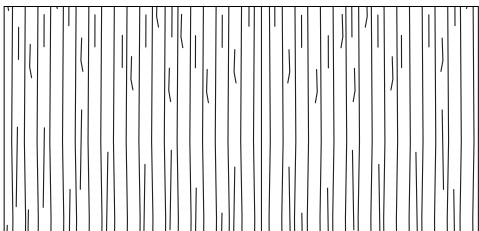


Book-Matched Example

Alternating pieces of veneer are flipped over so they face each other like the pages within a book.

Strata Veneer is available in flat cut cherry, maple and walnut veneer. A wide range of wood stains have been formulated to enhance the beauty of the veneer.

Double Cut veneer is another choice on Strata Veneer product. This veneer is a processed product that has at least two cuttings to create the final veneers. These cuts of veneer strands are dyed and layered into a block to create variation of patterns from a very tight grain pattern to an exotic figure grain pattern. The diagram below shows the tight pattern used on Strata Veneer.



Solid painted finishes on MDF are also offered to provide an accent to the Strata product.

Worksurface Construction

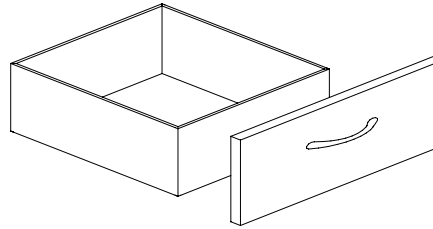
Tops are 5-ply balanced construction, 1³/₁₆" thick with solid matching hardwood edges. Surfaces are available in wood veneer or high pressure laminate. No additional charge for using our coordinating high pressure laminate with a veneer grain pattern with finish wood edges.

Case Construction

Outside panels are 3/4" and joined together with dowels reinforced with screws, cleats and metal fasteners for increased stability. Leveling glides are set into solid hardwood blocks, which helps to prevent the leveling glide from tear out. Tops are secured to the chassis with top fastening cleats screwed to the inside of the panels.

Drawers

The unidirectional V-Fold drawer box is a durable miter-fold drawer structure which is glued and doweled. The 1/2" thick drawer sides are wrapped in a high grade maple vinyl, with an attached front. The drawer front is attached to the four sided box.



Drawer Suspension

High quality black drawer suspension carries a lifetime warranty. File and box drawers have 100% full extension with over travel. Slides feature steel ball bearings for longer wear and positive, cushioned in/out stops.

Locking

Desk and return pedestals feature pedestal front locking to provide maximum security and flexibility in configuration.

Units are shipped randomly keyed as standard. Key alike units are available upon request for no additional charges. Removable cores for in-field re-keying are standard. product.

Installation

Installation assistance is available, contact Customer Service for a quote.

Strata Product Information

Finish - Stain/Colors

We offer a variety of wood stains and paint colors on Strata. Please see the chart below. Samples are available upon request. Finishes with an asterisk (*) have coordinating laminate tops.

CH1 Cherry *Flat Cut Veneer*

BRL Barley	EAR Earthy
BBM Bourbon Medium	HRV Harvest*
BRM Brighton Medium	LGC Legacy
CLA Classic	PRL Praline*
CLL Collectors*	SAF Saffron

MA1 Maple *Flat Cut Veneer*

ALM Ale Medium	FLX Flax
BUT Butterscotch	VEN Venetian
CIN Cinnamon	

WA1 Walnut *Flat Cut Veneer*

AUB Auburn	SIE Sienna*
ESP Espresso	TOF Toffee
MCH Mocha*	TRF Truffle*
NTO Night Owl*	

DC1 Double Cut Veneer

COF Coffee	GRH Graphite
CRM Cremello	KHK Khaki
FOS Fossil	STU Studio Teak

PNT Paint

BKD Backdrop	GRV Greek Villa
BFX Black Fox	NET Network Gray
BWH Bright White	NWH Nonchalant White
CGP Cargo Pants	STM Storm
CHT Chatroom	TRC Tricorn Black
FRR French Roast	

Protective Top Coat

DuraTex™ offers exceptional hardness along with abrasion and impact resistance, it has been formulated to eliminate hazardous and harmful gases that are normally associated with wood finish.

DuraTex™ Features

Safety - Significantly reduces hazardous formaldehyde emissions which help improve the quality of the indoor air we breathe. **Quality** - Developed to be tough and durable with special attention to appearance. The DuraTex™ finish preserves the natural beauty of wood. **Durability** - Designed to meet a wide range of demanding performance and environmental standards to withstand even the highest wear and tear.

Custom/Special Finishes

JSI, upon request, will accommodate special finishes. A written request is required to proceed with custom finish orders. A sample reference is required for first time matches and must be included with the written request.

There is a one time charge of **\$332 list per order** for any non-standard wood finish.

Orders will be entered noting the special finish. A sample match will be provided to the customer. Written approval is needed before the finish process can be started. Delays in approval may have an impact on lead times.

Every effort will be made to create the requested match; however, an acceptable match may not be possible because of natural variations of wood. These natural variations can also cause minor differences in the final finish product.

Product Modification

Laminate Tops

Worksurface only, no additional upcharge if coordinating wood grain laminate is specified. Contact Customer Service for any other laminate request. Listed below are finishes that have coordinating wood grain HPL laminates.

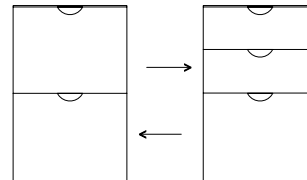
Cherry Finishes	Walnut Finishes
------------------------	------------------------

Collectors	Mocha
Harvest	Night Owl
Praline	Sienna
	Truffle

Pedestal Configuration Change

File/File configuration is standard on the reception station.

Strata pedestal drawer configuration can be reconfigured to a Box/Box/File configuration, but must be specified at the time of order; no additional upcharge.



Wood Drawers

Four corner dovetailed wood drawers must be specified at the time of order placement. Specify and add \$244

Strata Product Information

Strata Laminate

Strata Laminate features HPL (high pressure laminate) worksurfaces and TFL (thermally fused laminate) chassis.

Edges of the worksurface are banded with impact resistant (PVC). The laminate is offered in 29 wood grain patterns and 5 solid colors. Wood grain laminates feature an embossed grain that adds texture and helps to hide finger prints and light scratches. The solid color laminates are smooth to the touch with a semi-matte finish. All Strata Laminate products are indoor-air certified by GreenGuard.

The chart below lists the laminates available on the Strata product.

Wood Grain Pattern Laminates

AGA Aged Ash	MCH Mocha
ALL Ale Light	NTO Night Owl
AUB Auburn	OAT Oatmeal Cookie
BRL Barley	PIN Pinnacle Walnut
BLO Blonde Echo	PRL Praline
BOL Bourbon Light	SAF Saffron
BZW Brazilwood	SIE Sienna
BRG Brighton Light	STU Studio Teak
CIN Cinnamon	TOF Toffee
CLA Classic	TRF Truffle
CLL Collectors	VEN Venetian
FLO Florence Walnut	VIN Vintage
GRH Graphite	WLH Walnut Heights
HGL High Line	WEA Weathered Ash
LGC Legacy	

Solid Laminates

ALB Alabaster	SHD Shadow
BBL Bridal Blanco	SLG Slate Grey
DWH Designer White	

Worksurfaces

Worksurfaces are manufactured with 3-ply balanced construction. Tops are 1 3/8" thick with coordinating PVC edges. Worksurfaces feature 3mm PVC edges on user sides. Edge detail is flat with eased edge on top and bottom. Worksurface ends are banded with 1mm PVC.

HPL Features on Worksurfaces

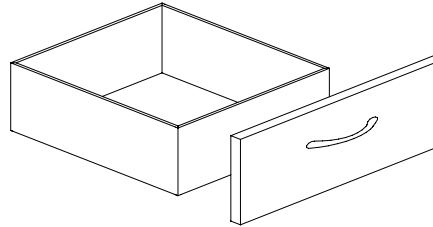
Fusion of multiple layers creates a higher impact resistant surface. Tops are 3-ply balanced construction. Available in all wood grain and solid patterns.

Case Construction

Panels for chassis consist of a 3/4" thick substrate with TFL surfaces and PVC bands on exposed edges. Pedestals and cabinets are constructed with dowels reinforced with screws, cleats and metal fasteners for increased stability. Leveling glides are set into solid hardwood blocks, which helps to prevent the leveling glide from tear out.

Drawers

The unidirectional V-Fold drawer box is a durable miter-fold drawer structure which is glued and doweled. The 1/2" thick drawer sides are wrapped in a high grade maple vinyl, with an attached front. The drawer front is attached to the four sided box.



Drawer Suspension

High quality black drawer suspension carries a lifetime warranty. File and box drawers have 100% full extension with over travel. Slides feature steel ball bearings for longer wear and positive, cushioned in/out stops.

Locking

Desk and return pedestals feature pedestal front locking to provide maximum security and flexibility in configuration.

Units are shipped randomly keyed as standard. Key alike units are available upon request for no additional charges. Removable cores for in-field re-keying are standard.

Installation

Installation assistance is available, contact Customer Service for a quote.

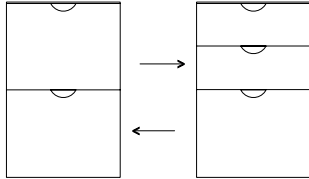
Strata Product Information

Product Modification

Pedestal Configuration Change

File/File configuration is standard on the reception station.

Strata pedestal drawer configuration can be reconfigured to a Box/Box/File configuration, but must be specified at the time of order; no additional upcharge.

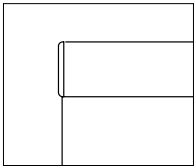


Wood Drawers

Four corner dovetailed wood drawers must be specified at the time of order placement. Specify and add \$244 list per unit.

Strata Product Information

Edge Detail

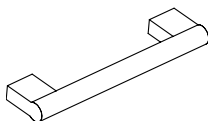


Eased (R3)

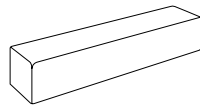
Pull Style and Color Options



Arch
Matte Black (MBK)
Matte Silver (MSL)



Bar
Matte Black (MBK)
Polished Nickel (PNK)



Block
Matte Nickel (MNK)



Bow
Matte Nickel (MNK)



Curve
Matte Nickel (MNK)



Fluent
Matte Black (MBK)
Matte Nickel (MNK)



Healy
Matte Nickel (MNK)



Reveel
Matte Nickel (MNK)



Sweep
Matte Black (MBK)
Matte Nickel (MNK)

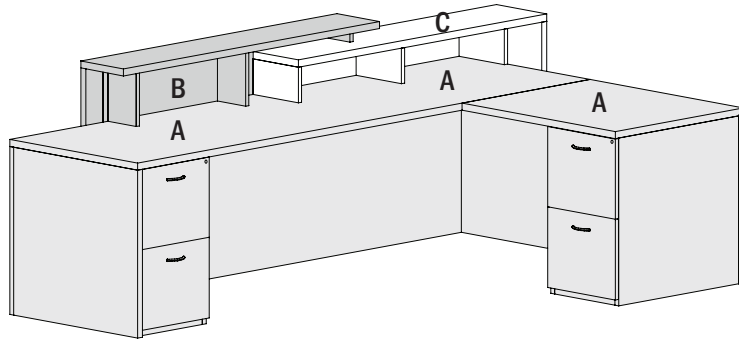


Twist
Matte Nickel (MNK)

Strata Product Information

Product Features and Material Options

Flat Cut

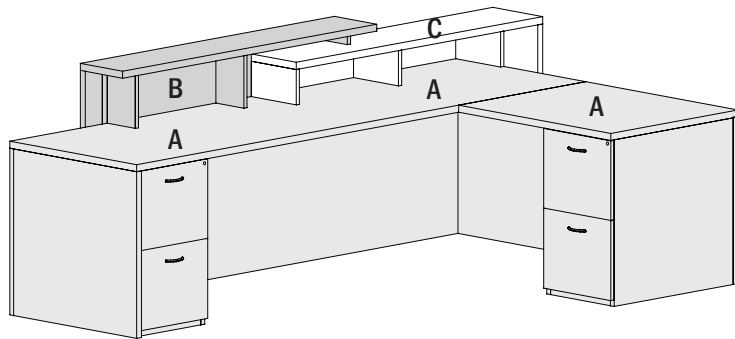


- A Desk/Return**
Flat Cut Veneer
- B Upper Transaction**
Flat Cut Veneer or Paint
- C Lower Transaction**
Flat Cut Veneer or Paint

upper and lower transaction units can be different than the desk/return

upper transaction unit can be different than the lower transaction unit

Double Cut

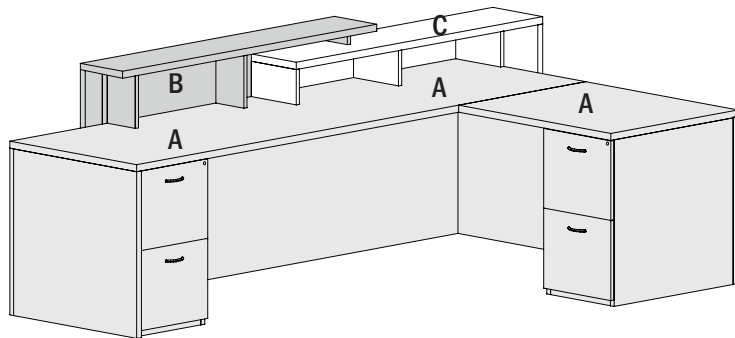


- A Desk/Return**
Double Cut Veneer
- B Upper Transaction**
Double Cut Veneer or Paint
- C Lower Transaction**
Double Cut Veneer or Paint

upper and lower transaction units can be different than the desk/return

upper transaction unit can be different than the lower transaction unit

Laminate



- A Desk/Return**
Laminate
- B Upper Transaction**
Laminate
- C Lower Transaction**
Laminate

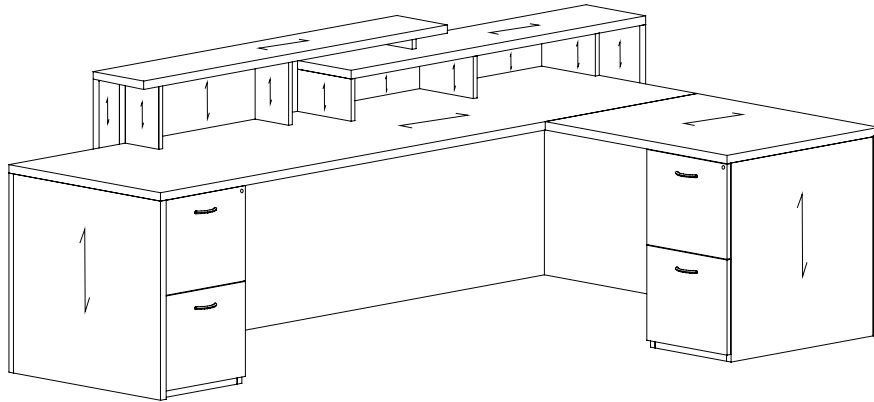
upper and lower transaction units can be different than the desk/return

upper transaction unit can be different than the lower transaction unit

Strata Product Information

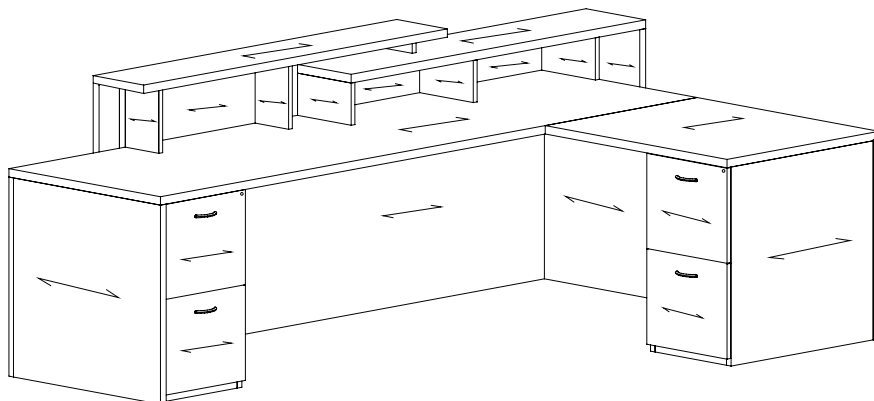
Flat Cut Veneer Grain Direction

Grain Direction on the worksurface will be long grain. Grain direction on the return worksurface will be short grain.
 Grain will run vertical on the chassis of the flat grain veneer units. Grain direction for upper and lower transaction units will run same direction as the desk.



Double Cut Veneer Grain Direction

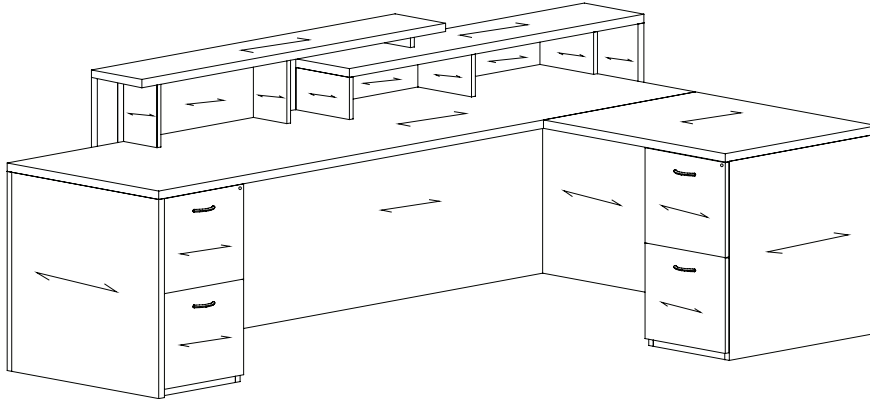
Grain Direction on the worksurface will be long grain. Grain direction on the return worksurface will be short grain.
 Grain will run horizontal on the chassis of the double cut veneer units. Grain direction for upper and lower transaction units will run same direction as the desk.



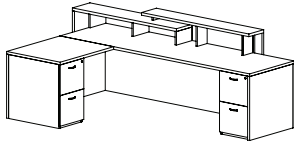
Strata Product Information

Laminate Direction

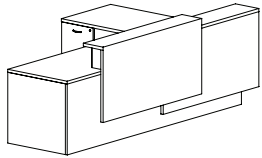
Grain Direction on the worksurface will be long grain. Grain direction on the return worksurface will be short grain on any unit 60" wide or less. Grain will run horizontal on the chassis of the laminate units. Grain direction for upper and lower transaction units will run same direction as the desk.



Description	D	W	H	CTN WT	CU FT	① Model	Veneer List Price	Laminate List Price
Right Single Pedestal Desk with Left Return	67	115	30	618	116	SRV30106RSR	\$41,692	
	67	115	30	618	116	SRT30106RSR		\$33,332



- desk top edge profile user and approach sides
- return top edge profile on user side
- letter width pedestals
- pedestal front locking
- white back painted glass top (40 3/16" x 11 13/16") available for lower transaction shelf; specify and add \$458 list
- dimensions:
- desk - 29 7/8" deep
- return - 30" deep x 36" wide
- 5 7/8" vertical clearance of lower transaction unit
- 9" vertical clearance of upper transaction unit
- ships in 4 cartons



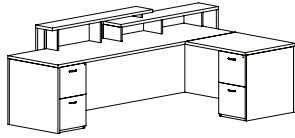
Strata

To Order, Specify:

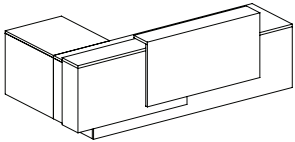
- ① Model Number
- ② Desk & Return Wood Species - Cherry (CH1), Maple (MA1), Walnut (WA1) or Double Cut (DC1) (see page 3)
- ③ Finish (see page 3)
- ④ Lower Transaction Wood Species
 - a. Same as Desk & Return
 - b. Cherry (CH1), Maple (MA1), Walnut (WA1), Double Cut (DC1) or Paint (PNT)
 1. Finish or Paint Color (see page 3)
- ⑤ Upper Transaction Wood Species
 - a. Same as Desk & Return
 - b. Same as Lower Transaction
 - c. Cherry (CH1), Maple (MA1), Walnut (WA1), Double Cut (DC1) or Paint (PNT)
 1. Finish or Paint Color (see page 3)
- ⑥ Pull Option & Color (see page 6)
- ⑦ Product Modifications (see page 3)

Note: Reception station must be specified in all flat cut veneer or all double cut veneer. Cannot mix the two veneer types.

Description	D	W	H	CTN WT	CU FT	① Model	Veneer List Price	Laminate List Price
Left Single Pedestal Desk with Right Return	67	115	30	618	116	SRV30106RSL	\$41,692	
	67	115	30	618	116	SRT30106RSL		\$33,332



- desk top edge profile user and approach sides
- return top edge profile on user side
- letter width pedestals
- pedestal front locking
- white back painted glass top (40 3/16" x 11 13/16") available for lower transaction shelf; specify and add \$458 list
- dimensions:
- desk - 29 7/8" deep
- return - 30" deep x 36" wide
- 5 7/8" vertical clearance of lower transaction unit
- 9" vertical clearance of upper transaction unit
- ships in 4 cartons



To Order, Specify:

- ① Model Number
- ② Desk & Return Wood Species - Cherry (CH1), Maple (MA1), Walnut (WA1) or Double Cut (DC1) (see page 3)
- ③ Finish (see page 3)
- ④ Lower Transaction Wood Species
 - a. Same as Desk & Return
 - b. Cherry (CH1), Maple (MA1), Walnut (WA1), Double Cut (DC1) or Paint (PNT)
 1. Finish or Paint Color (see page 3)
- ⑤ Upper Transaction Wood Species
 - a. Same as Desk & Return
 - b. Same as Lower Transaction
 - c. Cherry (CH1), Maple (MA1), Walnut (WA1), Double Cut (DC1) or Paint (PNT)
 1. Finish or Paint Color (see page 3)
- ⑥ Pull Option & Color (see page 6)
- ⑦ Product Modifications (see page 3)

Note: Reception station must be specified in all flat cut veneer or all double cut veneer. Cannot mix the two veneer types.



Desks	18
Reception Galleries	21
Returns	24
Bridges	26
Credenzas	28
Overhead Storage Cabinets	32
Wall Mount Overhead Cabinets	38
Modular Components	41
Storage Towers	43
Bookcases	46
Storage Cabinets	48
Lateral Files	51
Modular Components	53
Center Drawers	63

Walden - Overview

Desks



Double Pedestal Desk
Page 18



Double Pedestal Desk
Page 19



Single Pedestal Desk
Page 20



Single Pedestal Desk
Page 20



Run-Off Desk with Pedestal Support
Page 22



Run-Off Desk with Leg Support
Page 22

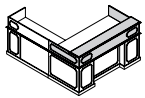


Table Desk
Page 23

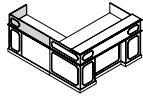


Table Desk
Page 23

Reception Galleries



Desk Reception Gallery
Page 21



Return Reception Gallery
Page 21

Returns



22" d Return
Page 24



25" d Return
Page 24



22" d Return with Corner Unit
Page 25

22" d Bridges



22" d Bridge Top with Modesty Panel
Page 26



22" d Bridge Top
Page 26



22" d Bridge Top with Modesty Panel used with Corner Unit
Page 26



22" d Bridge Top used with Corner Unit
Page 26

25" d Bridges



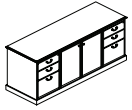
25" d Bridge Top with Modesty Panel
Page 27



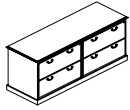
25" d Bridge Top
Page 27

Walden - Overview

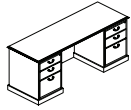
Credenzas



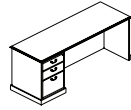
Storage Credenza
Page 28



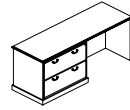
Lateral File Credenza
Page 28



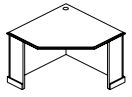
Kneespace Credenza
Page 28



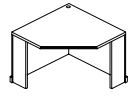
Box/Box/File Open
Corner Credenza
Page 29



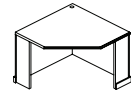
Lateral File Open
Corner Credenza
Page 29



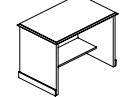
Freestanding
Corner Unit
Page 30



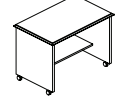
Corner Unit
Page 30



Corner Unit
Page 30

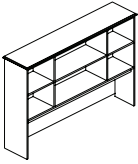


Computer/Printer
Stand
Page 31

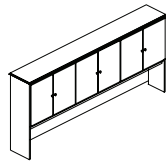


Mobile Computer/Printer
Stand
Page 31

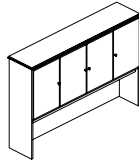
Double Height Overhead Storage Cabinets



Double Height Open
Storage Cabinet
Page 32

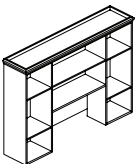


Double Height Storage
Overhead with 6 Doors
Page 34

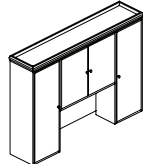


Double Height Storage
Overhead with 4 Doors
Page 36

Overhead Storage Cabinets with Tower

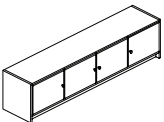


Open Overhead
Storage with Tower
Page 37

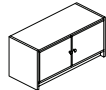


Overhead Storage with
Tower
Page 37

Wall Mount Overheads



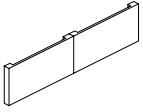
Wall Mount Overhead
with 4 Doors
Page 38



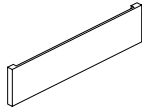
Wall Mount Overhead
with 2 Doors
Page 38

Walden - Overview

Wall Mount Tackboards



Wall Mount Tackboard
Page 39

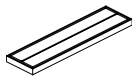


Wall Mount Tackboard
Page 40

Modular Components



Modular Storage Top
Page 41



Modular Storage Base
Page 41

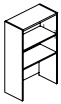


Modular Overhead Cornice Top
Page 42

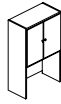


Cornice Top Filler Panel
Page 42

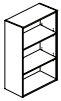
Storage Towers



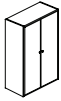
Open Bookcase
Storage Tower
Page 43



Storage Tower
with Doors
Page 43



Open Storage Tower
Page 44

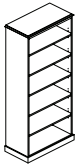


Storage Tower
with Doors
Page 44



Storage Tower
with Door
Page 45

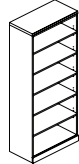
Bookcases



79" h Bookcase
Page 46



29" h Bookcase
Page 46

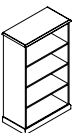


Bookcase
Page 47

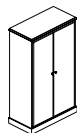


Heavy Duty Shelf
Page 47

Storage Cabinets



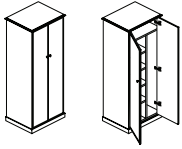
Open Storage
Cabinet
Page 48



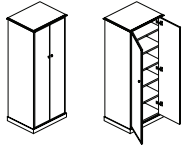
Storage Cabinet with
Doors
Page 48

Walden - Overview

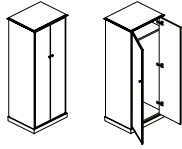
Storage/Wardrobe Cabinets



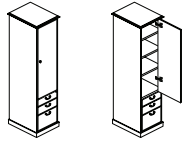
Storage Wardrobe Cabinet
Page 49



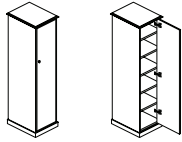
Storage Cabinet
Page 49



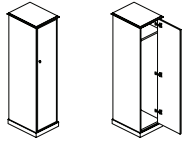
Wardrobe Cabinet
Page 49



Storage Cabinet -
Box/Box/File
Page 50



Storage Cabinet
Page 50



Wardrobe Cabinet
Page 50

Lateral Files



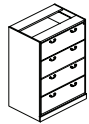
Four Drawer Lateral File
Page 51



Three Drawer Lateral File
Page 51



Two Drawer Lateral File
Page 51



Four Drawer Lateral File
without Top
Page 53



Three Drawer Lateral File
without Top
Page 53



Two Drawer Lateral File
without Top
Page 53

Mobile Pedestal



Mobile Box/File Pedestal
Page 52

Walden - Overview

Modular Components



Open Pedestal
Page 54



Hinged Door Pedestal
Page 54



Box/Box/File
Pedestal
Page 54



File/File
Pedestal
Page 54



Box/Box/File
Pedestal
Page 55



File/File
Pedestal
Page 55



Open Pedestal
without Top
Page 56



Hinged Door Pedestal
without Top
Page 56



Box/Box/File Pedestal
without Top
Page 56



File/File Pedestal
without Top
Page 56



Box/Box/File Pedestal
without Top
Page 57



File/File Pedestal
without Top
Page 57



Open Pedestal
without Top and Base
Page 58



Hinged Door Pedestal
without Top and Base
Page 58



Box/Box/File Pedestal
without Top and Base
Page 58



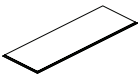
File/File Pedestal
without Top and Base
Page 58



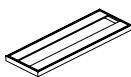
Box/Box/File Pedestal
without Top and Base
Page 59



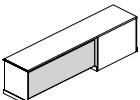
File/File Pedestal
without Top and Base
Page 59



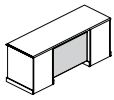
Modular Top
Page 60



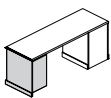
Modular Base
Page 60



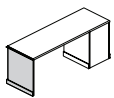
Modesty Panel
Page 61



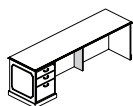
Modesty Panel
Page 61



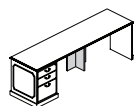
End L-Support Panel
Page 62



End Panel
Page 62



Center Support Panel
Page 62



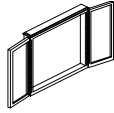
Center T-Support Panel
Page 62

Walden - Overview

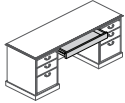
Accessories



Costumer
Page 63



Visual Board
Page 63



Straight Front
Center Drawer
Page 63



Angled Front
Center Drawer
Page 63

Task Lights



48 "w Task Light



24 "w Task Light



31 "w LED Starter
Task Light



31 "w LED Linking
Adder Task Light



17 "w LED Starter
Task Light



17 "w LED Linking
Adder Task Light

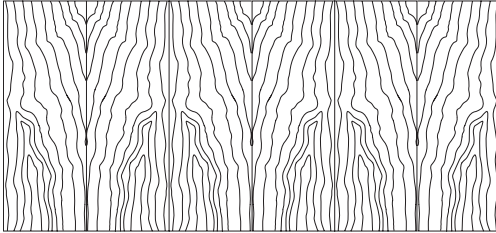


Motion Sensor
for Task Lights

Walden Product Information

Exterior Wood Materials

Exterior surfaces are made from the finest selected veneers to achieve clarity and consistency in the Walden product line. To attain a pleasing, symmetrical pattern, all veneers in Walden are book-matched. All exterior solid lumber is matched to coordinate with the veneer.



Alternating pieces of veneer are flipped over so they face each other like the pages within a book.

Walden is available in flat cut cherry and walnut veneer. A wide range of wood stains have been formulated to enhance the beauty of the veneer.

Work Surface Construction

Tops are 3-ply balanced construction, 1 3/4" thick with solid matching hardwood edges.

Coordinating high pressure laminate in a veneer grain pattern can be applied to the top surface and is available at no additional charge.

Case Construction

All construction is a combination of mortise and tenon with bore and dowel.

All panels are 3/4" thick with 3-ply construction and rimmed with veneer bands.

Arm slides are 3-ply construction, banded on all four sides with veneer. Pedestals are enclosed at the bottom with a 1/8" thick panel securely fastened to the bottom of the pedestal.

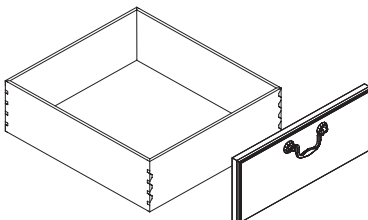
Each corner of the pedestal has a metal reinforcement bracket with a 2 1/2" adjustable glides. All glides can be adjusted from inside the pedestal by removing the bottom drawer.

Drawer Construction

The standard Baltic Birch drawer is constructed with 1/2" thick high quality Baltic Birch plywood with a durable finish. This five sided drawer box features fully glued dovetail construction ensuring a solid, warp resistant drawer box.

Veneered bottoms are framed into grooves on four sides. Bottoms are then glued, stapled, and reinforced with a continuous band of glue.

The optional V-fold drawer interior is a 1/2" durable, miter-fold drawer system. The V-fold vinyl wrapped drawer sides form a mitered box. The box is glued and doweled, the drawer fronts attached to the box.



Drawer Suspension

The high quality black drawer suspensions carry a lifetime warranty. Slides feature steel ball bearings for longer life with cushioned in/out stops. All drawers, including file and box drawers, fully extend past the pedestal chassis allowing full access to the drawer box.

Filing Hardware

All file drawers are constructed with a custom designed filing system in place to allow for hanging folders. Filing diagram on pages 12-13.

Locking

All desk, credenzas and freestanding pedestals with drawers are face locked. Locks are located in the upper right corner of top drawer. Door locks are available as an option.

Units are shipped randomly keyed as standard. Key alike units are available upon request for no additional charges. Removable cores for in-field re-keying are standard.

Finish - Stain/Colors

We offer a variety of wood stains on Walden. Please see the chart below. Samples are available upon request. Finishes with an asterisk (*) have coordinating laminate tops.

CH1 Cherry		<i>Flat Cut Veneer</i>	
BRL Barley		EAR Earthy	
BBM Bourbon Medium		HRV Harvest*	
BRM Brighton Medium		LGC Legacy	
CLA Classic		PRL Praline*	
CLL Collectors*		SAF Saffron	
WA1 Walnut		<i>Flat Cut Veneer</i>	
AUB Auburn		SIE Sienna*	
ESP Espresso		TOF Toffee	
MCH Mocha*		TRF Truffle*	
NTO Night Owl*			

Protective Top Coat

DuraTex™ offers exceptional hardness along with abrasion and impact resistance, it has been formulated to eliminate hazardous and harmful gases that are normally associated with wood finish.

DuraTex™ Features

Safety - Significantly reduces hazardous formaldehyde emissions, which help improve the quality of the indoor air we breathe.

Quality - Developed to be tough and durable with special attention to appearance. The DuraTex™ finish preserves the natural beauty of wood.

Durability - Designed to meet a wide range of demanding performance and environmental standards to withstand even the highest wear and tear.

Walden Product Information

Product Modification

Laminate Tops

Work surface only, no additional upcharge if Walden's coordinating wood grain laminate is specified. Contact Customer Service for any other laminate request. Listed below are finishes that have coordinating wood grain HPL laminates.

Cherry Finishes	Walnut Finishes
Collectors	Mocha
Harvest	Night Owl
Praline	Sienna
	Truffle

Special Finishes

Special finishes can be requested by following the instruction in the general introduction section, page 3. There is a one time charge of \$332 list per order.

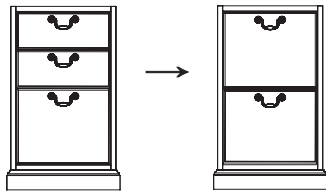
Special Veneer

Upon request standard veneer can be changed to a special veneer contact Customer Service for availability and pricing.

Pedestal Configuration Change

Pencil-box-file configuration is standard on all desks pedestals. Standard configurations for all other units are listed in the pricing section for that model.

Drawer configurations can be switched from a pencil-box-file or box-box-file to a file-file configuration on units 28 3/4" high, but must be specified at the time of order with an additional \$178 list per pedestal.



Changing from pencil-box-file to file-file pedestal will eliminate the writing shelf (arm slide).

Special Sizes from Standard Offering

The following chart contains pricing for general modifications to Walden. **All modifications still must be approved by JSI manufacturing,** please contact Customer Service to verify any of the modifications listed in the chart below. More complex modification to standard product may be possible, please refer to page 4 for additional details.

This chart does not apply to glass doors, or to metal components; such as grill on doors and cornices. Any changes to file drawers will affect filing capabilities.

Increasing Dimensions - Add On to the list Per 6" Occurrence

Overhead

Increasing width	\$842
Increasing depth	\$1,437
Increasing width with doors	\$997
Increasing depth with doors	\$1,538

Any Pedestal

Increasing width	\$1,195
Increasing depth	\$1,066

Any Panel

Increasing width	\$272
------------------	-------

Any Top

Increasing width	\$354
Increasing depth	\$500

Decreasing Dimensions Add On to the list Per 6" Occurrence

Overhead

Decreasing width	\$257
Decreasing depth	\$257
Decreasing width with doors	\$351
Decreasing depth with doors	\$351

Any Pedestal

Decreasing width	\$1,111
Decreasing depth	\$992

Any Panel

Decreasing width	\$131
------------------	-------

Any Top

Decreasing width	\$193
Decreasing depth	\$193

Example 1

Increasing open corner credenza width by 11", from 86" to 97".

Add Top Width (\$354 × 2) [\$354 for each 6" increment]
 Add Panel Width (\$272 × 2) [\$272 for each 6" increment]
 Total Modification = \$1,252

Example 2

Increasing a desk pedestal depth from 36" to 40" & increase the width of the same pedestal by 8"

Add Pedestal Depth \$1,066
 Add Pedestal Width (\$1,195 × 2) [\$1,195 for each 6" increment]
 Total Modification = \$3,456

Example 3

Decreasing an overhead from 62" to 58" width & increasing the depth by 3"

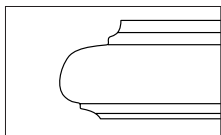
Add Overhead Width \$257
 Add Overhead Depth \$1,437
 Total Modification = \$1,694

Walden Product Information

Edge and Hardware

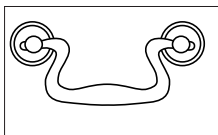
Walden offers the traditional federal edge profile and the Walden drawer pull in antique brass or pewter finish

Edge Profile



Federal Edge Profile (C3)
Accepts Laminate Top

Drawer Hardware

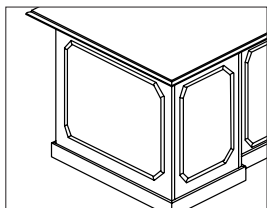


Walden Hardware
Antique Brass (ANB)
Pewter (PTR)

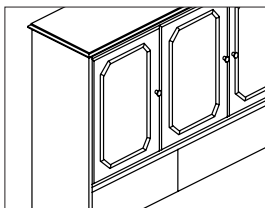
Picture Frame Molding

Many Walden units, including desks, credenzas, and overhead storage, can be specified with picture frame molding. Desks feature this molding on the modesty panel, the back and side of the pedestal, and the outside of the end panel. Molding on the returns are located on the side and back of the pedestal. Credenzas have molding on the side of the pedestal and end panel only. Overhead storage features molding on wood doors only. For location of molding on reception station, see page 93 of the pricing section.

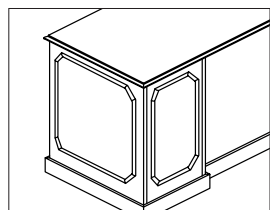
Walden Molding (WDM)



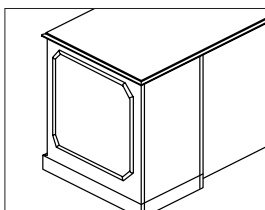
Desk (approach shown)
Pedestal Side and Back, Modesty, End Panel (Single Pedestal Desk only)



Overhead (front shown)
Wood Doors only

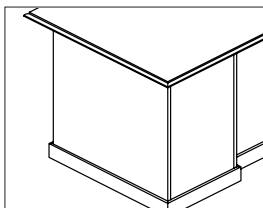


Return (approach shown)
Pedestal Side and Back

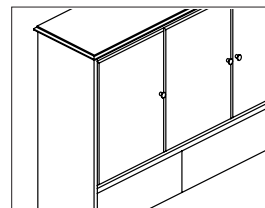


Credenza (back shown)
Pedestal End Panel

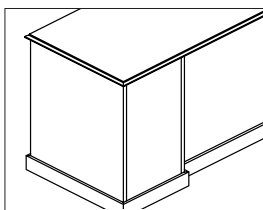
Base Molding Only (WOM)



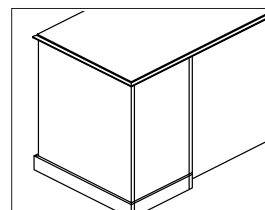
Desk (approach shown)



Overhead (front shown)



Return (approach shown)

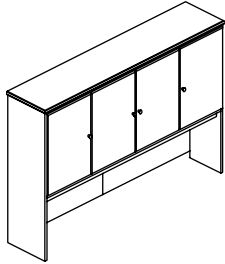


Credenza (back shown)

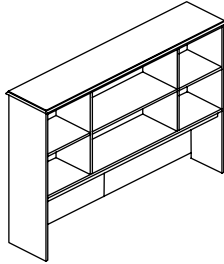
Walden Product Information

Storage Overhead Cabinet

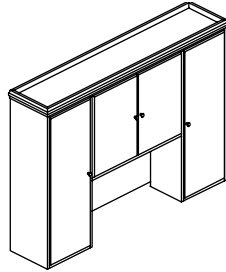
Overhead storage sizes range from 30" wide to 90" wide. Multiple variations, including wall mount overheads and open storage, are available.



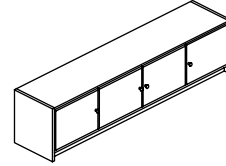
Storage Overhead Cabinet with Doors



Open Storage Overhead Cabinet



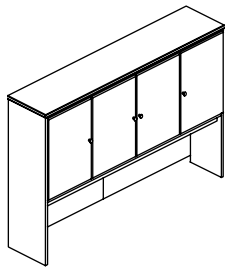
Open Storage Overhead Cabinet with Tower



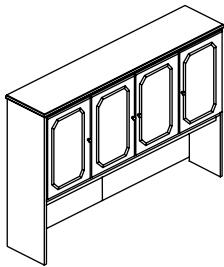
Wall Mount Overhead

Storage Overhead Cabinet Doors

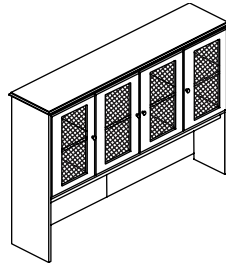
Door options for storage overhead cabinets and storage towers include wood doors (DWW) with or without picture frame molding, grill doors (DWM), and clear glass doors (not low iron) (DWC). Knobs may be either antique brass or pewter. Grill matches hardware finish selected.



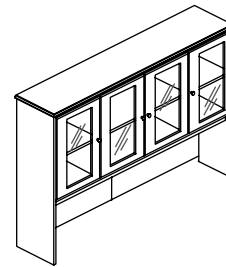
Wood Doors (DWW)
Standard



Wood Doors (DWW)
with Optional Molding



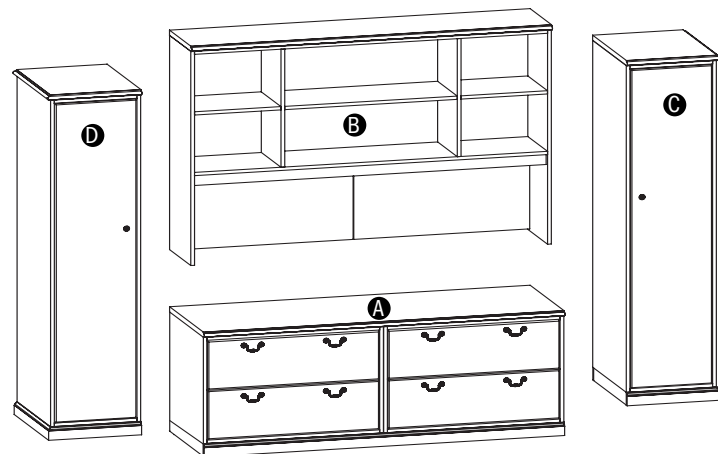
Grill Doors (DWM)



Clear Glass Doors (DWC)
(not low iron)

Flat Cut Options

Units can fit tightly together with flat cut rims that replace the top edge profile and base molding. Specify the flat cut options. (see example)



Example

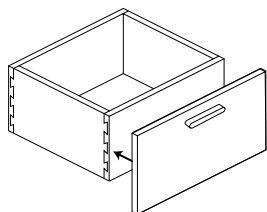
- A** WN2DST1-2574
credenza flat cut on both sides (option code FB)
- B** WN4B001-1674
overhead flat cut on both sides (option code FB)
- C** WN6ADS1R-2520
wardrobe flat cut on the left side (option code FL)
- D** WN6ADS1L-2520
wardrobe flat cut on the right side (option code FR)

Must be specified at the time of order placement.

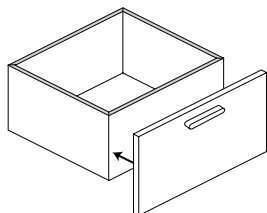
Walden Product Information

Drawer Options

Walden drawers are standard in Baltic birch and available in an optional V-fold style. Refer to the pricing pages for the V-fold deduct.



Wood Drawer (DRW)
Standard




V-Fold Drawer (DRV)
Optional

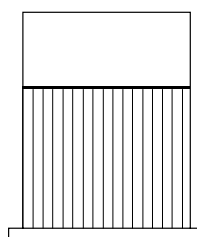
Standard Filing Option

Desk with 18" Wide Pedestals

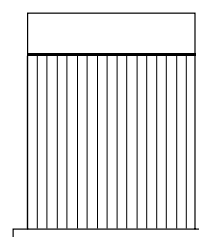
Used with Desks over 66" w
File Drawer Size: 15" w x 20" d



Letter
Front to Back




Letter
Side to Side



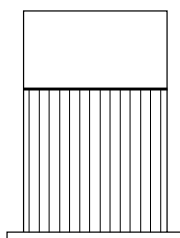
Legal
Side to Side Only

Desk with 15" Wide Pedestals

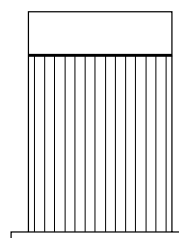
Used with Desks up to 66" w
Drawer Size: 13" w x 20" d



Letter
Front to Back




Letter
Side to Side



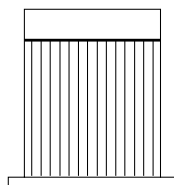
Legal
Front to Back Only

Return and Credenza with 15" Wide Pedestals

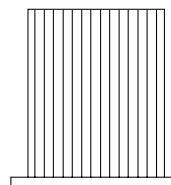
Used with Credenzas over 66" w
Drawer Size: 15" w x 16" d



Letter
Front to Back



Letter
Side to Side




Legal
Front to Back Only

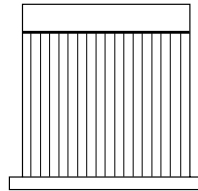
Walden Product Information

Credenza with 18" Wide Pedestals

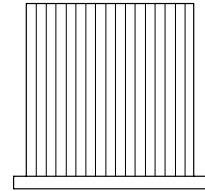
Used with Credenzas over 66" w
 Drawer Size: 15" w x 16" d



Letter
 Front to Back




Letter
 Side to Side



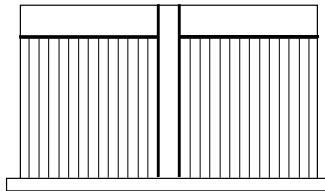
Legal
 Side to Side Only

Lateral Credenza and Lateral Pedestals

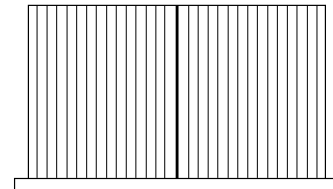
30" w Lateral File
 Drawer Size 27" w x 16" d



Letter
 Double Front to Back




Letter
 Double Side to Side



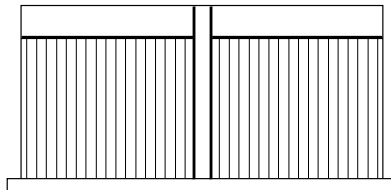
Legal
 Side to Side

Lateral Credenza and Lateral Pedestals

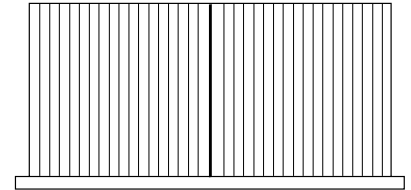
36" w Lateral File
 Drawer Size 33" w x 16" d



Letter/Legal
 Double Front to Back



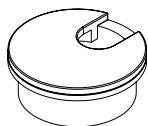
Letter
 Double Side to Side



Legal
 Side to Side

Walden Product Information

Worksurface Grommets



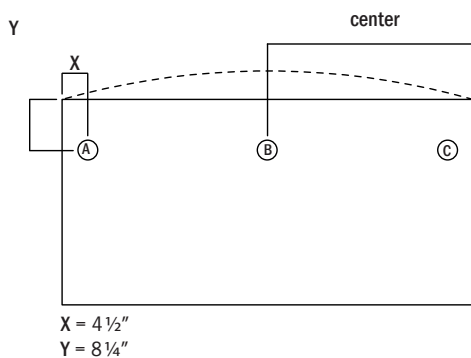
- G3A - 2"**
Antique Brass
- G3B - 2"**
Matte Black

Work Surface Grommet Locations

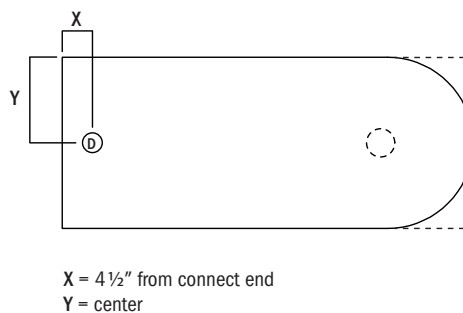
The optional grommet locations on the desk, run-off desk, bridges, credenzas and returns are predetermined on the Walden product. Grommet locations are indicated below with an (A) for left, (B) for center, (C) for right, and (D) for center end.

Add \$99 to the list for each additional grommet.

Pedestal Desk

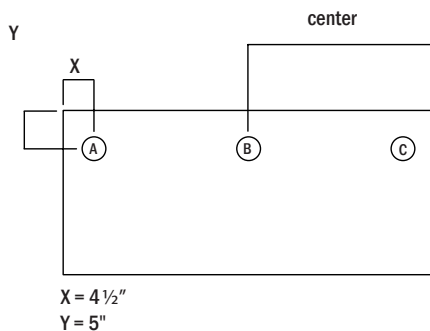


Support End and Run-Off Desk



Bridges, Returns and Credenzas

Center grommet is not available on open corner lateral credenzas and lateral returns due to the location of the pedestal.



Note: Grommet not recommended over pedestal, contact Customer Service for other locations.

Walden Product Information

Finish and Product Reference Codes

Select	Code
--------	------

Veneer

Cherry	CH1
Walnut	WA1

Finish

Cherry Finishes

Barley	BRL
Bourbon Medium	BBM
Brighton Medium	BRM
Classic	CLA
Collectors	CLL
Earthy	EAR
Harvest	HRV
Legacy	LGC
Praline	PRL
Saffron	SAF

Walnut Finishes

Auburn	AUB
Espresso	ESP
Mocha	MCH
Night Owl	NTO
Sienna	SIE
Toffee	TOF
Truffle	TRF

Laminate Coordinates

Cherry Finishes

Collectors	CLL
Harvest	HRV
Praline	PRL

Walnut Finishes

Mocha	MCH
Night Owl	NTO
Sienna	SIE
Truffle	TRF

Select	Code
--------	------

Top Edge Profile

Federal

Hardware Finish

Antique Brass	ANB
Pewter	PTR

Drawer Box

Wood	DRW
V-Fold	DRV

DOOR STYLE

Wood Door	DWW
Wire Mesh/Wood Door	DWM
Clear Glass/Wood Door	DWC

Top Grommet Finish

2" dia. Antique Brass	G3A
2" dia. Black	G3B

Top Grommet Locations

Left	A
Center	B
Right	C
Center End	D

Door Locks

Locks	LCY
Without Locks	LCN

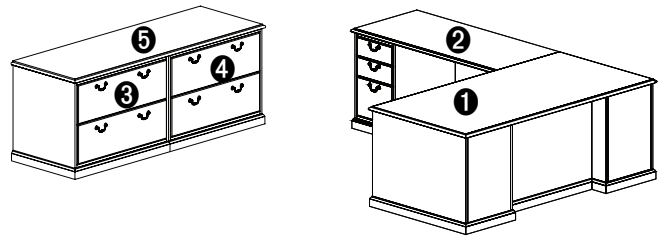
Flat Cut

Left Flat	FEL
Right Flat	FER
Left and Right Flat	FEB
No Flat Cut	NFE

Walden - Typicals

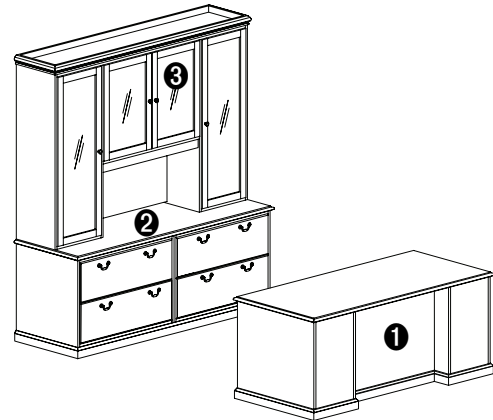
WN001

Model	Description	Qty	Price
1 WN1SPR1R-3168	single pedestal desk, right	1	\$4,798
2 WN3RTP1L-2249	22"d return, left	1	\$3,663
3 WN7FLS1-2537	two drawer lateral file without top, flat cut left	1	\$4,428
4 WN7FLS1-2537	two drawer lateral file without top, flat cut right	1	\$4,428
5 WN7WTU1-2574	modular top	1	\$1,004
Typical List Price			\$18,321



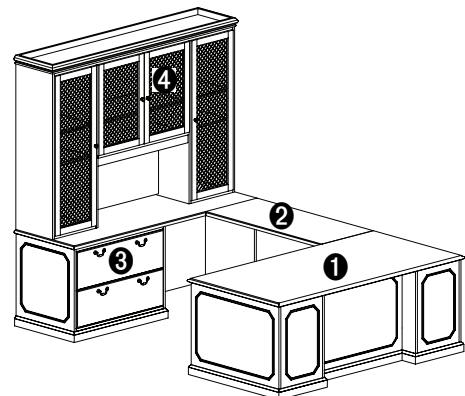
WN002

Model	Description	Qty	Price
1 WN1DPR1-3874	double pedestal desk	1	\$6,553
2 WN2DST1-2574	lateral file credenza	1	\$6,890
3 WN4BST1-1674	overhead storage cabinet with tower and glass doors, com	1	\$6,747
Typical List Price			\$20,190



WN003

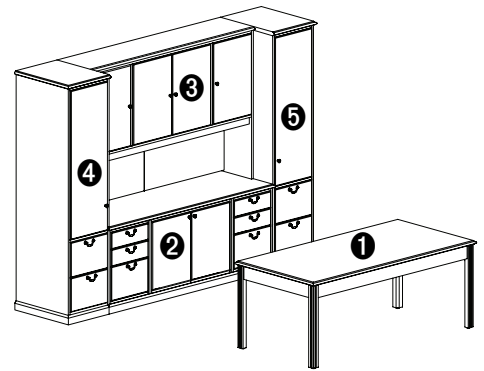
Model	Description	QTY	Price
1 WN1SPF1R-3874	single pedestal desk, right (walden molding)	1	\$6,005
2 WN3BMR1-2248	22"d bridge top with modesty panel	1	\$2,536
3 WN2OCL1L-2574	lateral file open corner credenza, left (walden molding)	1	\$5,226
4 WN4BST1-1674	overhead storage cabinet with tower and grilled doors, com	1	\$6,747
Typical List Price			\$20,514



Walden - Typicals

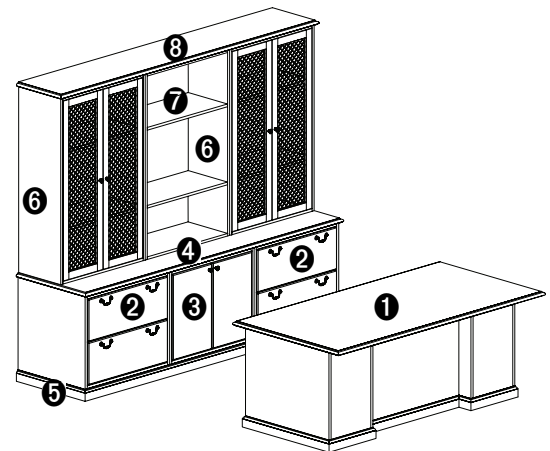
WN004

Model	Description	Qty	Price
1 WN1TDR1-3672	table desk	1	\$4,110
2 WN2HDP1-2574	storage credenza, flat cut both sides	1	\$6,601
3 WN4BOS1-1674	double height overhead cabinet with wood doors, com	1	\$7,279
4 WN6DDS2R-2520	storage cabinet, file/file, flat cut left	1	\$5,968
5 WN6DDS2L-2520	storage cabinet, file/file, flat cut right	1	\$5,968
Typical List Price			\$29,926



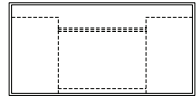
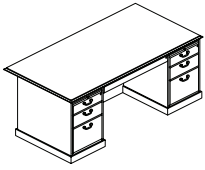
WN005

Model	Description	Qty	Price
1 WN1DPF1-3874	double pedestal desk	1	\$5,860
2 WN7PTZM-2430	file/file pedestal without top and base	2	\$2,651
3 WN7HTZ1-2430	hinged door pedestal without top and base	1	\$2,136
4 WN7WTU1-2592	modular top	1	\$1,298
5 WN7MBS1-2591	modular base	1	\$1,085
6 WN5FDS1-1630	storage tower with grilled mesh doors	2	\$3,513
7 WN5OST1-1630	open storage tower	1	\$2,335
8 WN7OTU1-1692	modular storage top	1	\$1,224
Typical List Price			\$26,266



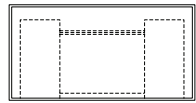
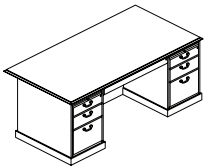
Description	D	W	H	CTN WT	CU FT	① Model	List Price
-------------	---	---	---	-----------	----------	---------	------------

Double Pedestal Desk	43 7/8	85 5/8	28 3/4	432	72	WN1DPF1-4486	\$7,123
-----------------------------	--------	--------	--------	-----	----	---------------------	----------------



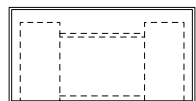
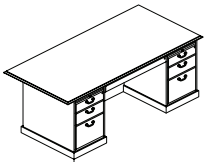
- top shaped all sides
- 18" w pencil/box/file pedestal left with arm slide
- 18" w pencil/box/file pedestal right with arm slide
- wood drawers standard, v-fold drawers available, specify and deduct \$147
- locking drawers and center drawer
- enclosed pedestal bottom
- walden molding available, specify and add \$481 list
- grommet available, specify and add \$99 list each; see page 14
- chassis size: 84" x 36"
- kneespace width: 48"
- kneespace height: 24 1/2"
- 7 1/8" overhang on approach side

Double Pedestal Desk	43 3/8	79 3/8	28 3/4	387	66	WN1DPF1-4480	\$6,922
-----------------------------	--------	--------	--------	-----	----	---------------------	----------------



- top shaped all sides
- 18" w pencil/box/file pedestal left with arm slide
- 18" w pencil/box/file pedestal right with arm slide
- wood drawers standard, v-fold drawers available, specify and deduct \$147
- locking drawers and center drawer
- enclosed pedestal bottom
- walden molding available, specify and add \$481 list
- grommet available, specify and add \$99 list each; see page 14
- chassis size: 72" x 36"
- kneespace width: 36"
- kneespace height: 24 1/2"
- 7 1/8" overhang on approach side
- 3 3/4" overhang on side

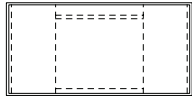
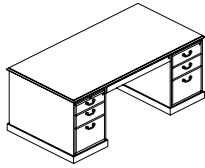
Double Pedestal Desk	37 1/2	73 5/8	28 3/4	320	53	WN1DPF1-3874	\$5,860
-----------------------------	--------	--------	--------	-----	----	---------------------	----------------



- top shaped all sides
- 15 5/8" w pencil/box/file pedestal left with arm slide
- 15 5/8" w pencil/box/file pedestal right with arm slide
- wood drawers standard, v-fold drawers available, specify and deduct \$147
- locking drawers and center drawer
- enclosed pedestal bottom
- walden molding available, specify and add \$481 list
- grommet available, specify and add \$99 list each; see page 14
- chassis size: 66" x 29 5/8"
- kneespace width: 34 7/8"
- kneespace height: 24 1/2"
- 7 1/8" overhang on approach side
- 3 3/4" overhang on side

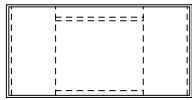
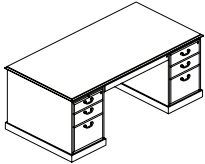
WALDEN

Description	D	W	H	CTN WT	CU FT	1 Model	List Price
Double Pedestal Desk	37 1/2	73 3/8	28 3/4	356	53	WN1DPR1-3874	\$6,553



- top shaped all sides
- 18" w pencil/box/file pedestal left with arm slide
- 18" w pencil/box/file pedestal right with arm slide
- wood drawers standard, v-fold drawers available, specify and deduct \$147
- locking drawers and center drawer
- enclosed pedestal bottom
- walden molding available, specify and add \$481 list
- grommet available, specify and add \$99 list each; see page 14
- chassis size: 72" x 36"
- kneespace width: 36"
- kneespace height: 24 1/2"

Double Pedestal Desk	31 1/2	67 1/2	28 3/4	297	41	WN1DPR1-3168	\$5,551
----------------------	--------	--------	--------	-----	----	--------------	---------

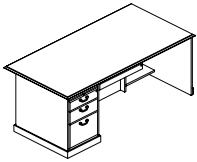


- top shaped all sides
- 15 3/8" w pencil/box/file pedestal left with arm slide
- 15 3/8" w pencil/box/file pedestal right with arm slide
- wood drawers standard, v-fold drawers available, specify and deduct \$147
- locking drawers and center drawer
- enclosed pedestal bottom
- walden molding available, specify and add \$481 list
- grommet available, specify and add \$99 list each; see page 14
- chassis size: 66" x 29 5/8"
- kneespace width: 34 7/8"
- kneespace height: 24 1/2"

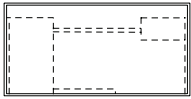
To Order, Specify:

- 1 Model Number
- 2 Wood Species - Cherry (CH1) or Walnut (WA1)
(see page 15)
- 3 Finish Color - (see page 15)
- 4 Pull Color - (see page 15)
- 5 Product Modification - (see page 9)

Description	D	W	H	CTN WT	CU FT	① Model	List Price
Single Pedestal Desk	37 1/2	85 5/8	28 3/4	290	62	WN1SPF1R-3886	\$6,685
	37 1/2	85 5/8	28 3/4	290	62	WN1SPF1L-3886	\$6,685
	37 1/2	73 5/8	28 3/4	288	53	WN1SPF1R-3874	\$5,524
	37 1/2	73 5/8	28 3/4	288	53	WN1SPF1L-3874	\$5,524

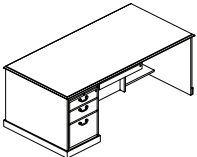


left shown

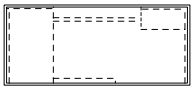


- top shaped all sides
- 18" w pencil/box/file pedestal with arm slide
- wood drawers standard, v-fold drawers available, specify and deduct \$87
- locking drawers and center drawer
- enclosed pedestal bottom
- walden molding available, specify and add \$481 list
- grommet available, specify and add \$99 list each; see page 14
- -3886 chassis size: 84" x 29 5/8"
- -3874 chassis size: 72" x 29 5/8"
- -3886 kneespace width: 65 1/4"
- -3874 kneespace width: 53 1/4"
- kneespace height: 24 1/2"
- 7" overhang on approach side

Single Pedestal Desk	37 1/2	73 5/8	28 3/4	302	53	WN1SPR1R-3874	\$6,372
	37 1/2	73 5/8	28 3/4	302	53	WN1SPR1L-3874	\$6,372

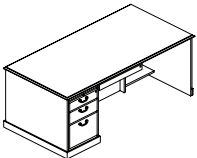


left shown



- top shaped all sides
- 18" w pencil/box/file pedestal with arm slide
- wood drawers standard, v-fold drawers available, specify and deduct \$87
- locking drawers and center drawer
- enclosed pedestal bottom
- walden molding available, specify and add \$481 list
- grommet available, specify and add \$99 list each; see page 14
- chassis size: 72" x 36"
- kneespace width: 53 1/4"
- kneespace height: 24 1/2"

Single Pedestal Desk	31 1/2	67 1/2	28 3/4	251	41	WN1SPR1R-3168	\$4,798
	31 1/2	67 1/2	28 3/4	251	41	WN1SPR1L-3168	\$4,798



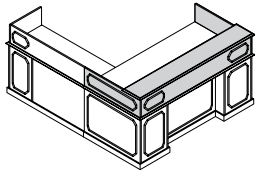
left shown



- top shaped all sides
- 15 5/8" w pencil/box/file pedestal with arm slide
- wood drawers standard, v-fold drawers available, specify and deduct \$87
- locking drawers and center drawer
- enclosed pedestal bottom
- walden molding available, specify and add \$481 list
- grommet available, specify and add \$99 list each; see page 14
- chassis size: 66" x 29 5/8"
- kneespace width: 49 5/8"
- kneespace height: 24 1/2"

WALDEN

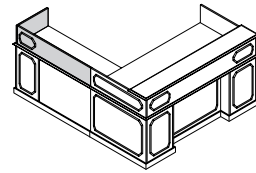
Description	D	W	H	CTN WT	CU FT	① Model	List Price
Desk Reception Gallery	36 3/4	73 3/8	11 1/4	86	22	WN7TCG1-3774	\$2,910
	30 3/8	67 1/2	11 1/4	76	17	WN7TCG1-3068	\$2,691



shown with optional molding

- use atop double and single pedestal desk
- transaction top shaped all sides
- walden molding available, specify and add \$481 list
- transaction top depth: 10"

Description	D	W	H	CTN WT	CU FT	① Model	List Price
Return Reception Gallery	23 7/8	48 3/4	10 1/8	34	9	WN7TCR1R-2449	\$1,598
	23 7/8	48 3/4	10 1/8	34	9	WN7TCR1L-2449	\$1,598
	20	48 3/4	10 1/8	33	8	WN7TCR1R-2049	\$1,567
	20	48 3/4	10 1/8	33	8	WN7TCR1L-2049	\$1,567



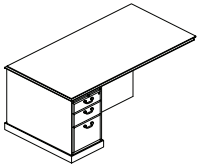
right shown with optional molding

- use atop returns
- walden molding available, specify and add \$481 list
- -2449 use with 25"d returns
- -2049 use with 22"d returns

To Order, Specify:

- ① Model Number
- ② Wood Species - Cherry (CH1) or Walnut (WA1)
(see page 15)
- ③ Finish Color - (see page 15)
- ④ Pull Color - (see page 15)
- ⑤ Product Modification - (see page 9)

Description	D	W	H	CTN WT	CU FT	① Model	List Price
Run-Off Desk with Pedestal Support	37 1/2	66 3/4	28 3/4	233	48	WN1PRR1R-3867	\$4,157
	37 1/2	66 3/4	28 3/4	233	48	WN1PRR1L-3867	\$4,157
	37 1/2	60 3/4	28 3/4	221	44	WN1PRR1R-3861	\$3,996
	37 1/2	60 3/4	28 3/4	221	44	WN1PRR1L-3861	\$3,996

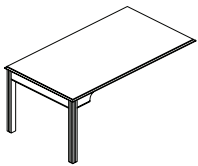


left shown



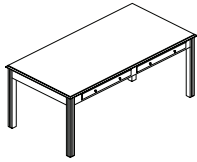
- top shaped three sides with reverse shape on connecting end
- 15 5/8" w pencil/box/file pedestal with arm slide
- wood drawers standard, v-fold drawers available, specify and deduct \$60
- pedestal front locking
- enclosed pedestal bottom
- walden molding available, specify and add \$196 list
- grommet available, specify and add \$99 list each; see page 14

Run-Off Desk with Leg Support	36	66	28 3/4	104	46	WN1LRR1-3666	\$2,700
	30	60	28 3/4	95	35	WN1LRR1-3060	\$2,366
	30	54	28 3/4	87	32	WN1LRR1-3054	\$2,182



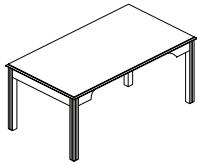
- top shaped three sides with reverse shape on connecting end
- grommet available, specify and add \$99 list each; see page 14

Description	D	W	H	CTN WT	CU FT	❶ Model	List Price
Table Desk	36	72	28 ¾	146	12	WN1TDR1-3672	\$4,110
	30	60	28 ¾	109	8	WN1TDR1-3060	\$3,595



- top shaped all sides
- two wood drawers standard, v-fold drawers available, specify and deduct \$72
- grommet available, specify and add \$99 list each; see page 14
- kneespace height: 23 ⅜"
- -3672 kneespace width: 66"
- -3060 kneespace width: 54"

Table Desk	36	66	28 ¾	100	11	WN1TDRA-3666	\$2,844
------------	----	----	------	-----	----	--------------	---------

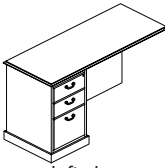


- top shaped all sides
- grommet available, specify and add \$99 list each; see page 14
- kneespace height: 23 ⅜"
- kneespace width: 60"


WALDEN

To Order, Specify:

- ❶ Model Number
- ❷ Wood Species - Cherry (CH1) or Walnut (WA1)
(see page 15)
- ❸ Finish Color - (see page 15)
- ❹ Pull Color - (see page 15)
- ❺ Product Modification - (see page 9)

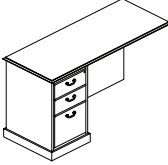
Description	D	W	H	CTN WT	CU FT	① Model	List Price
 left shown	21 5/8	54 3/4	28 3/4	158	24	WN3RTP1R-2255	\$3,785
	21 5/8	54 3/4	28 3/4	158	24	WN3RTP1L-2255	\$3,785
	21 5/8	48 3/4	28 3/4	149	21	WN3RTP1R-2249	\$3,663
	21 5/8	48 3/4	28 3/4	149	21	WN3RTP1L-2249	\$3,663
	21 5/8	42 3/4	28 3/4	139	19	WN3RTP1R-2243	\$3,555
	21 5/8	42 3/4	28 3/4	139	19	WN3RTP1L-2243	\$3,555

- top shaped three sides with reverse shape on connecting end
- 15 5/8" w box/box/file pedestal
- wood drawers standard, v-fold drawers available, specify and deduct \$60
- pedestal front locking
- enclosed pedestal bottom
- walden molding available, specify and add \$196 list
- grommet available, specify and add \$99 list each; see page 14
- kneespace wire management: 3 1/2" x 1 5/8" with black trim insert
- kneespace height: 27 1/2"
- -2255 kneespace width: 39 3/8"
- -2249 kneespace width: 35 3/8"
- -2243 kneespace width: 27 3/8"

 left shown	25 3/8	54 3/4	28 3/4	171	28	WN3RTP1R-2555	\$4,238
	25 3/8	54 3/4	28 3/4	171	28	WN3RTP1L-2555	\$4,238
	25 3/8	48 3/4	28 3/4	161	25	WN3RTP1R-2549	\$4,111
	25 3/8	48 3/4	28 3/4	161	25	WN3RTP1L-2549	\$4,111
	25 3/8	42 3/4	28 3/4	152	22	WN3RTP1R-2543	\$3,992
	25 3/8	42 3/4	28 3/4	152	22	WN3RTP1L-2543	\$3,992

- top shaped three sides with reverse shape on connecting end
- 15 5/8" w box/box/file pedestal
- wood drawers standard, v-fold drawers available, specify and deduct \$60
- pedestal front locking
- enclosed pedestal bottom
- walden molding available, specify and add \$196 list
- grommet available, specify and add \$99 list each; see page 14
- kneespace wire management: 3 1/2" x 1 5/8" with black trim insert
- kneespace height: 27 1/2"
- -2255 kneespace width: 39 3/8"
- -2249 kneespace width: 35 3/8"
- -2243 kneespace width: 27 3/8"

WALDEN

Description	D	W	H	CTN WT	CU FT	① Model	List Price
22"d Return used with Corner Unit  left shown	21 5/8	54 3/4	28 3/4	158	28	WN3RTP5R-2255	\$3,865
	21 5/8	54 3/4	28 3/4	158	28	WN3RTP5L-2255	\$3,865
	21 5/8	48 3/4	28 3/4	148	21	WN3RTP5R-2249	\$3,744
	21 5/8	48 3/4	28 3/4	148	21	WN3RTP5L-2249	\$3,744
	21 5/8	42 3/4	28 3/4	138	19	WN3RTP5R-2243	\$3,634
	21 5/8	42 3/4	28 3/4	138	19	WN3RTP5L-2243	\$3,634

- use with corner units WN7SCU1-4242, WN7SCU1R-4242 or WN7SCU1L-4242
- top shaped three sides, flat on connecting end
- right hand return connects to the right hand corner unit
- left hand return connects to the left hand corner unit
- 15 5/8"w box/box/file pedestal
- wood drawers standard, v-fold drawers available, specify and deduct \$60
- pedestal front locking
- enclosed pedestal bottom
- walden molding available, specify and add \$196 list
- grommet available, specify and add \$99 list each; see page 14
- kneespace wire management: 3 1/2" x 1 5/8" with black trim insert
- kneespace height: 27 1/2"
- -2255 kneespace width: 38 3/8"
- -2249 kneespace width: 33 3/8"
- -2243 kneespace width: 27 3/8"

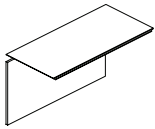
To Order, Specify:

- ① Model Number
- ② Wood Species - Cherry (CH1) or Walnut (WA1)
(see page 15)
- ③ Finish Color - (see page 15)
- ④ Pull Color - (see page 15)
- ⑤ Product Modification - (see page 9)

Product Modifications:

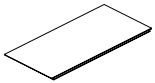
Pedestal Change - see page 9

Description	D	W	H	CTN WT	CU FT	① Model	List Price
22"d Bridge Top with Modesty Panel	21 5/8	54	28 3/4	95	2	WN3BMR1-2254	\$2,663
	21 5/8	48	28 3/4	88	2	WN3BMR1-2248	\$2,536
	21 5/8	42	28 3/4	76	2	WN3BMR1-2242	\$2,427



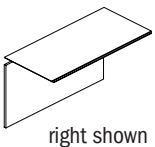
- top shaped two sides with reverse shape on connecting ends
- removable modesty panel
- 1 1/2" h wire management space between worksurface and modesty
- grommet available, specify and add \$99 list each; see page 14

22"d Bridge Top	21 5/8	54	1 1/8	45	2	WN3BTU1-2254	\$1,376
	21 5/8	48	1 1/8	41	2	WN3BTU1-2248	\$1,318
	21 5/8	42	1 1/8	37	2	WN3BTU1-2242	\$1,293



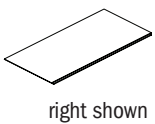
- top shaped two sides with reverse shape on connecting ends
- grommet available, specify and add \$99 list each; see page 14

22"d Bridge Top with Modesty Panel used with Corner Unit	21 5/8	54	28 3/4	86	2	WN3BMR5R-2254	\$2,740
	21 5/8	54	28 3/4	86	2	WN3BMR5L-2254	\$2,740
	21 5/8	48	28 3/4	78	2	WN3BMR5R-2248	\$2,614
	21 5/8	48	28 3/4	78	2	WN3BMR5L-2248	\$2,614
	21 5/8	42	28 3/4	68	2	WN3BMR5R-2242	\$2,504
	21 5/8	42	28 3/4	68	2	WN3BMR5L-2242	\$2,504



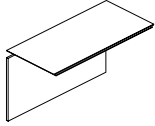
- use with corner units WN7SCU1-4242, WN7SCU1R-4242 or WN7SCU1L-4242
- top shaped two sides with reverse shape on one end, flat connecting end on the other
- right hand bridge attaches to left hand corner unit
- left hand bridge attaches to the right hand corner unit
- removable modesty panel
- 1 1/2" h wire management space between worksurface and modesty
- grommet available, specify and add \$99 list each; see page 14

22"d Bridge Top used with Corner Unit	21 5/8	54	1 1/8	42	2	WN3BTU5R-2254	\$1,453
	21 5/8	54	1 1/8	42	2	WN3BTU5L-2254	\$1,453
	21 5/8	48	1 1/8	38	2	WN3BTU5R-2248	\$1,399
	21 5/8	48	1 1/8	38	2	WN3BTU5L-2248	\$1,399
	21 5/8	42	1 1/8	34	2	WN3BTU5R-2242	\$1,372
	21 5/8	42	1 1/8	34	2	WN3BTU5L-2242	\$1,372



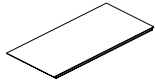
- use with corner units WN7SCU1-4242, WN7SCU1R-4242 or WN7SCU1L-4242
- top shaped two sides with reverse shape on one end, flat connecting end on the other
- right hand bridge attaches to left hand corner unit
- left hand bridge attaches to the right hand corner unit
- grommet available, specify and add \$99 list each; see page 14

Description	D	W	H	CTN WT	CU FT	① Model	List Price
25"d Bridge Top with Modesty Panel	25 3/8	54	28 3/4	102	3	WN3BMR1-2554	\$3,123
	25 3/8	48	28 3/4	92	3	WN3BMR1-2548	\$2,999
	25 3/8	42	28 3/4	79	2	WN3BMR1-2542	\$2,889



- top shaped two sides with reverse shape on connecting ends
- removable modesty panel
- 1 1/2" h wire management space between worksurface and modesty
- grommet available, specify and add \$99 list each; see page 14

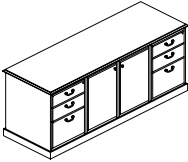
25"d Bridge Top	25 3/8	54	1 1/8	53	3	WN3BTU1-2554	\$1,449
	25 3/8	48	1 1/8	48	2	WN3BTU1-2548	\$1,384
	25 3/8	42	1 1/8	42	2	WN3BTU1-2542	\$1,345



- top shaped two sides with reverse shape on connecting ends
- grommet available, specify and add \$99 list each; see page 14

To Order, Specify:

- ① Model Number
- ② Wood Species - Cherry (CH1) or Walnut (WA1)
(see page 15)
- ③ Finish Color - (see page 15)
- ④ Product Modification - (see page 9)

Description	D	W	H	CTN WT	CU FT	① Model	List Price
	24 3/8	73 3/8	28 3/4	353	37	WN2HDP1-2574	\$5,648
	24 3/8	67 3/8	28 3/4	332	34	WN2HDP1-2568	\$5,554
	24 3/8	61 3/8	28 3/4	307	31	WN2HDP1-2562	\$5,357

- top and base shaped three sides
- wood drawers standard, v-fold drawers available, specify and deduct \$120
- adjustable shelf in hinged door compartment
- pedestal front locking
- locking doors available, specify and add \$123 list
- walden molding available, specify and add \$196 list
- grommet available, specify and add \$99 list each; see page 14
- flat cut for connection left or right end, specify and add \$623 list and indicate right or left end
- flat cut for connection on both ends available, specify and add \$953 list
- -2574 box/box/file pedestals, 18"w
- -2568 box/box/file pedestals, 15 5/8"w
- -2562 box/box/file pedestals, 15 5/8"w
- -2574 hinged door compartment, 34 1/2"w
- -2568 hinged door compartment, 33 3/8"w
- -2562 hinged door compartment, 27 3/8"w

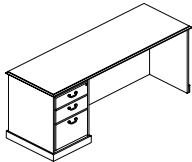
	24 3/8	73 3/8	28 3/4	321	37	WN2DST1-2574	\$6,890
	24 3/8	61 3/8	28 3/4	282	31	WN2DST1-2562	\$6,422

- top and base shaped three sides
- wood drawers standard, v-fold drawers available, specify and deduct \$120
- pedestal front locking
- walden molding available, specify and add \$196 list
- flat cut for connection left or right end, specify and add \$623 list and indicate right or left end
- flat cut for connection on both ends available, specify and add \$953 list
- -2574 four lateral files, 36"w
- -2562 four lateral files, 30"w

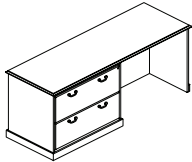
	24 3/8	73 3/8	28 3/4	266	37	WN2KSP1-2574	\$5,234
	24 3/8	67 3/8	28 3/4	248	34	WN2KSP1-2568	\$4,855
	24 3/8	61 3/8	28 3/4	233	31	WN2KSP1-2562	\$4,479

- top and base shaped three sides
- wood drawers standard, v-fold drawers available, specify and deduct \$120
- pedestal front locking
- 1 1/2"h wire management space between worksurface and back panel of kneespace
- walden molding available, specify and add \$196 list
- grommet available, specify and add \$99 list each; see page 14
- flat cut for connection left or right end, specify and add \$623 list and indicate right or left end
- flat cut for connection on both ends available, specify and add \$953 list
- kneespace height: 27 1/2"h
- -2574 box/box/file pedestals, 18"w
- -2568 box/box/file pedestals, 15 5/8"w
- -2562 box/box/file pedestals, 15 5/8"w
- -2574 kneespace width, 36"w
- -2568 kneespace width, 34 5/8"w
- -2562 kneespace width, 28 7/8"w

WALDEN

Description	D	W	H	CTN WT	CU FT	① Model	List Price
Box/Box/File Open Corner Credenza  left shown	24 5/8	85 5/8	28 3/4	230	43	WN20CP1R-2586	\$5,146
	24 5/8	85 5/8	28 3/4	230	43	WN20CP1L-2586	\$5,146
	24 5/8	73 5/8	28 3/4	211	37	WN20CP1R-2574	\$4,847
	24 5/8	73 5/8	28 3/4	211	37	WN20CP1L-2574	\$4,847
	24 5/8	61 5/8	28 3/4	195	31	WN20CP1R-2562	\$4,668
	24 5/8	61 5/8	28 3/4	195	31	WN20CP1L-2562	\$4,668

- top and base shaped three sides
- 18" box/box/file pedestal
- wood drawers standard, v-fold drawers available, specify and deduct \$60
- pedestal front locking
- locking drawers
- 1 1/2"h wire management space between worksurface and back panel of kneespace
- walden molding available, specify and add \$196 list
- grommet available, specify and add \$99 list each; see page 14
- flat cut for connection left or right end, specify and add \$623 list and indicate right or left end
- flat cut for connection on both ends available, specify and add \$953 list
- kneespace height: 27 1/2"h
- -2586 kneespace width, 62 1/4"w
- -2574 kneespace width, 50 1/4"w
- -2562 kneespace width, 43 5/8"w

Description	D	W	H	CTN WT	CU FT	Model	List Price
Lateral File Open Corner Credenza  left shown	24 5/8	91 5/8	28 3/4	276	46	WN20CL1R-2592	\$5,943
	24 5/8	91 5/8	28 3/4	276	46	WN20CL1L-2592	\$5,943
	24 5/8	85 5/8	28 3/4	267	43	WN20CL1R-2586	\$5,414
	24 5/8	85 5/8	28 3/4	267	43	WN20CL1L-2586	\$5,414
	24 5/8	73 5/8	28 3/4	253	37	WN20CL1R-2574	\$5,018
	24 5/8	73 5/8	28 3/4	253	37	WN20CL1L-2574	\$5,018

- top and base shaped three sides
- 36"w lateral files
- wood drawers standard, v-fold drawers available, specify and deduct \$60
- locking drawers
- 1 1/2"h wire management space between worksurface and back panel of kneespace
- walden molding available, specify and add \$208 list
- grommet available, specify and add \$99 list each; see page 14
- flat cut for connection left or right end, specify and add \$623 list and indicate right or left end
- flat cut for connection on both ends available, specify and add \$953 list
- kneespace height: 27 1/2"h
- -2592 kneespace width, 53 1/4"w
- -2586 kneespace width, 47 1/4"w
- -2574 kneespace width, 35 1/4"w

To Order, Specify:

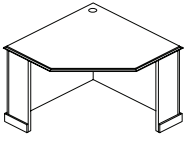
- ① Model Number
- ② Wood Species - Cherry (CH1) or Walnut (WA1)
(see page 15)
- ③ Finish Color - (see page 15)
- ④ Pull Color - (see page 15)
- ⑤ Product Modification - (see page 9)

Product Modifications:

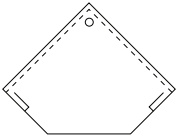
Pedestal Change - see page 9

WALDEN

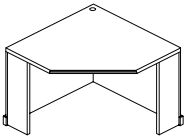
Description	D	W	H	CTN WT	CU FT	① Model	List Price
Freestanding Corner Unit	41 5/8	41 5/8	28 3/4	146	34	WN0SCU1-4242	\$4,474



- top shaped all sides
- 2" grommet in center corner of top
- grommet finish, see page 14
- kneespace width: 28 3/8"w
- kneespace height: 27 5/8"h

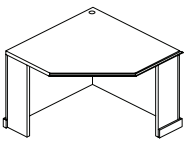


Corner Unit	41 5/8	41 5/8	28 3/4	150	34	WN7SCU1-4242	\$4,219
-------------	--------	--------	--------	-----	----	--------------	---------



- top shaped three sides, flat on connecting ends
- connecting on left and right
- bridges available, see page 104
- 2" grommet in center corner of top
- grommet finish, see page 14
- kneespace width: 28 3/8"w
- kneespace height: 27 5/8"h
- connecting end: 21 5/8"

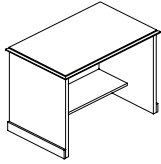
Corner Unit	41 5/8	41 5/8	28 3/4	150	34	WN7SCU1R-4242	\$4,261
-------------	--------	--------	--------	-----	----	---------------	---------



left shown

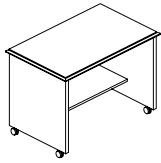
- | | | | | | | | |
|-------------|--------|--------|--------|-----|----|---------------|---------|
| Corner Unit | 41 5/8 | 41 5/8 | 28 3/4 | 150 | 34 | WN7SCU1L-4242 | \$4,261 |
|-------------|--------|--------|--------|-----|----|---------------|---------|
- top shaped four sides, flat on connecting end
 - connecting on left or right
 - bridges available, see page 104
 - 2" grommet in center corner of top
 - grommet finish, see page 14
 - kneespace width: 28 3/8"w
 - kneespace height: 27 5/8"h
 - connecting end: 21 5/8"

Description	D	W	H	CTN WT	CU FT	① Model	List Price
Computer/Printer Stand	25 3/8	40	28 3/4	210	20	WNOCP51-2540	\$2,186



- top shaped three sides
- 12" d fixed inside shelf
- access slot across top of back panel
- grommet available, specify and add \$99 list each; see page 14
- kneespace height: 27 3/8" h

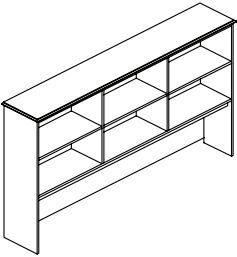

Mobile Computer/Printer Stand	25 3/8	40	28 3/4	224	20	WNOCP55-2540	\$2,438
-------------------------------	--------	----	--------	-----	----	--------------	---------

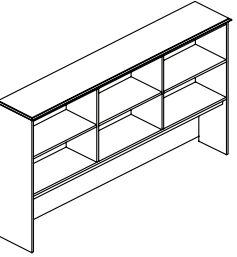



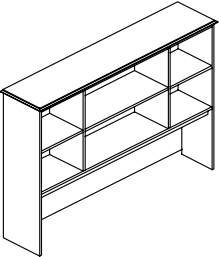

- top shaped three sides
- 12" d fixed inside shelf
- access slot across top of back panel
- grommet available, specify and add \$99 list each; see page 14
- casters: front two are locking
- kneespace height: 27 3/8" h

To Order, Specify:

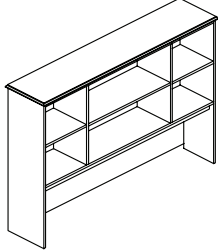

- ① Model Number
- ② Wood Species - Cherry (CH1) or Walnut (WA1)
(see page 15)
- ③ Finish Color - (see page 15)
- ④ Grommet Color - (see page 14)
- ⑤ Product Modification - (see page 9)

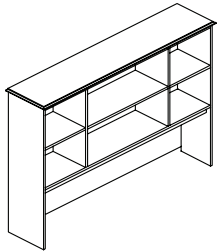

Description	D	W	H	CTN WT	CU FT	Model	List Price No Tackboard	List Price With Tackboard
Double Height Open Storage Overhead Cabinet	15 5/8"	91 5/8"	50 3/8"	330	51	WN4B001-1692	\$6,977	COM \$8,055
  <ul style="list-style-type: none"> • top shaped three sides • three adjustable shelves • hardware included for attachment to credenza • 1 1/2" wire access slot across the bottom of back panel • task lights available • glass shelves available, specify and add \$651 list • unit without top, specify and deduct \$209 • flat cut for connection left or right end, specify and add \$623 list and indicate right or left end • flat cut for connection on both ends available, specify and add \$953 list • compartment height: 27" • compartment depth: 14" • worksurface to valance rail: 18" • com ydg: 1 3/4 								A \$8,078 B \$8,119 C \$8,194 D \$8,286 E \$8,382 F \$8,528 G \$8,685 H \$8,853 I \$9,117 J \$9,429

Double Height Open Storage Overhead Cabinet	15 5/8"	85 5/8"	50 3/8"	313	47	WN4B001-1686	\$6,345	COM \$7,271
  <ul style="list-style-type: none"> • top shaped three sides • three adjustable shelves • hardware included for attachment to credenza • 1 1/2" wire access slot across the bottom of back panel • task lights available • glass shelves available, specify and add \$651 list • unit without top, specify and deduct \$192 • flat cut for connection left or right end, specify and add \$623 list and indicate right or left end • flat cut for connection on both ends available, specify and add \$953 list • compartment height: 27" • compartment depth: 14" • worksurface to valance rail: 18" • com ydg: 1 1/2 								A \$7,289 B \$7,324 C \$7,387 D \$7,469 E \$7,550 F \$7,676 G \$7,810 H \$7,952 I \$8,179 J \$8,448

Double Height Open Storage Overhead Cabinet	15 5/8"	73 5/8"	50 3/8"	277	41	WN4B001-1674	\$5,714	COM \$6,558
  <ul style="list-style-type: none"> • top shaped three sides • three adjustable shelves • hardware included for attachment to credenza • 1 1/2" wire access slot across the bottom of back panel • task lights available • glass shelves available, specify and add \$485 list • unit without top, deduct \$165 • flat cut for connection left or right end, specify and add \$623 list and indicate right or left end • flat cut for connection on both ends available, specify and add \$953 list • compartment height: 27" • compartment depth: 14" • worksurface to valance rail: 18" • com ydg: 1 1/4 								A \$6,575 B \$6,606 C \$6,658 D \$6,726 E \$6,793 F \$6,896 G \$7,011 H \$7,129 I \$7,318 J \$7,541

WALDEN

Description	D	W	H	CTN WT	CU FT	① Model	List Price No Tackboard	List Price With Tackboard
Double Height Open Storage Overhead Cabinet  	15 7/8	67 5/8	50 3/8	261	38	WN4B001-1668	\$5,377	COM \$6,074 A \$6,090 B \$6,118 C \$6,172 D \$6,240 E \$6,306 F \$6,412 G \$6,524 H \$6,644 I \$6,831 J \$7,056
<ul style="list-style-type: none"> • top shaped three sides • three adjustable shelves • hardware included for attachment to credenza • 1 1/2" wire access slot across the bottom of back panel • task lights available • glass shelves available, specify and add \$485 list • unit without top, deduct \$161 • flat cut for connection left or right end, specify and add \$623 list and indicate right or left end • flat cut for connection on both ends available, specify and add \$953 list • compartment height: 27" • compartment depth: 14" • worksurface to valance rail: 18" • com ydg: 1 1/4 								

Double Height Open Storage Overhead Cabinet  	15 7/8	61 5/8	50 3/8	256	34	WN4B001-1662	\$4,850	COM \$5,321 A \$5,332 B \$5,357 C \$5,399 D \$5,453 E \$5,505 F \$5,591 G \$5,682 H \$5,776 I \$5,927 J \$6,106
<ul style="list-style-type: none"> • top shaped three sides • three adjustable shelves • hardware included for attachment to credenza • 1 1/2" wire access slot across the bottom of back panel • task lights available • glass shelves available, specify and add \$485 list • unit without top, deduct \$135 • flat cut for connection left or right end, specify and add \$623 list and indicate right or left end • flat cut for connection on both ends available, specify and add \$953 list • compartment height: 27" • compartment depth: 14" • worksurface to valance rail: 18" • com ydg: 1 								

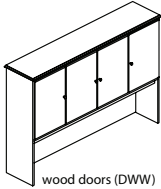
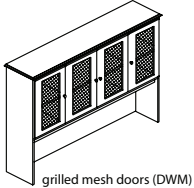
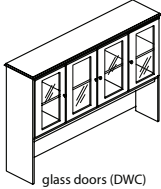

To Order, Specify:

- ① Model Number
- ② Wood Species - Cherry (CH1) or Walnut (WA1)
(see page 15)
- ③ Finish Color - (see page 15)
- ④ Fabric - vendor, pattern, color

Description	D	W	H	CTN WT	CU FT	① Model	List Price No Tackboard	List Price With Tackboard
Double Height Storage Overhead Cabinet with 6 Doors	15 7/8"	91 5/8"	50 3/8"	413	51	WN4BOS1-1692	\$7,661	COM \$8,740
<p>wood doors (DWW)</p> <p>grilled mesh doors (DWM)</p> <p>glass doors (DWC)</p>	<ul style="list-style-type: none"> • top shaped three sides • three adjustable shelves; one adjustable shelf per compartment • hardware included for attachment to credenza • 1 1/2" wire access slot across the bottom of back panel • task lights available • walden molding available on wood doors, specify and add \$603 list • grilled mesh or glass doors available, specify and add \$528 list • glass shelves available, specify and add \$651 list • unit without top, specify and deduct \$209 list • locking doors available, specify and add \$369 list • flat cut for connection left or right end, specify and add \$623 list and indicate right or left end • flat cut for connection on both ends available, specify and add \$953 list • compartment height: 27" • compartment depth: 13 1/4" • worksurface to valance rail: 18" • com ydg: 1 3/4" 							
								A \$8,761 B \$8,802 C \$8,876 D \$8,970 E \$9,065 F \$9,211 G \$9,368 H \$9,538 I \$9,798 J \$10,112

Double Height Storage Overhead Cabinet with 6 Doors	15 7/8"	85 5/8"	50 3/8"	385	47	WN4BOS1-1686	\$6,966	COM \$7,892
<p>wood doors (DWW)</p> <p>grilled mesh doors (DWM)</p> <p>glass doors (DWC)</p>	<ul style="list-style-type: none"> • top shaped three sides • three adjustable shelves; one adjustable shelf per compartment • hardware included for attachment to credenza • 1 1/2" wire access slot across the bottom of back panel • task lights available • walden molding available on wood doors, specify and add \$603 • grilled mesh or glass doors available, specify and add \$528 list • glass shelves available, specify and add \$651 list • unit without top, specify and deduct \$192 list • locking doors available, specify and add \$369 list • flat cut for connection left or right end, specify and add \$623 list and indicate right or left end • flat cut for connection on both ends available, specify and add \$953 list • compartment height: 27" • compartment depth: 13 1/4" • worksurface to valance rail: 18" • com ydg: 1 1/2" 							
								A \$7,910 B \$7,945 C \$8,009 D \$8,087 E \$8,169 F \$8,297 G \$8,429 H \$8,573 I \$8,799 J \$9,067

WALDEN

Description	D	W	H	CTN WT	CU FT	① Model	List Price No Tackboard	List Price With Tackboard
Double Height Storage Overhead Cabinet with 4 Doors    	15 $\frac{3}{8}$	73 $\frac{3}{8}$	50 $\frac{3}{8}$	323	41	WN4BOS1-1674	\$6,433	COM \$7,279 A \$7,294 B \$7,323 C \$7,375 D \$7,444 E \$7,509 F \$7,614 G \$7,729 H \$7,849 I \$8,035 J \$8,259

- top shaped three sides
- three adjustable shelves; one adjustable shelf per compartment
- hardware included for attachment to credenza
- 1 1/2" wire access slot across the bottom of back panel
- task lights available
- walden molding available on wood doors, specify and add \$404 list
- grilled mesh or glass doors available, specify and add \$353 list
- glass shelves available, specify and add \$485 list
- unit without top, deduct \$165 list
- locking doors available, specify and add \$369 list
- flat cut for connection left or right end, specify and add \$623 list and indicate right or left end
- flat cut for connection on both ends available, specify and add \$953 list
- compartment height: 27"
- compartment depth: 13 1/4"
- worksurface to valance rail: 18"
- com ydg: 1 1/4"

WALDEN

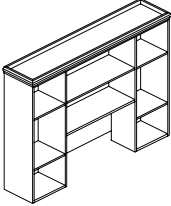

To Order, Specify:

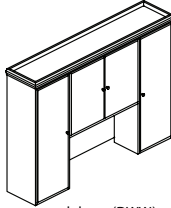
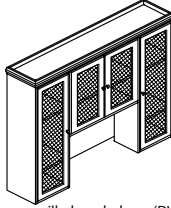
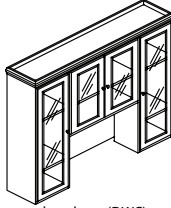
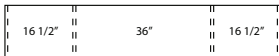
- ① Model Number
- ② Wood Species - Cherry (CH1) or Walnut (WA1)
(see page 15)
- ③ Finish Color - (see page 15)
- ④ Fabric - vendor, pattern, color
- ⑤ Pull Color - (see page 15)

Description	D	W	H	CTN WT	CU FT	Model	List Price No Tackboard	List Price With Tackboard
Double Height Storage Overhead Cabinet with 4 Doors	15 7/8"	67 5/8"	50 3/8"	301	38	WN4BOS1-1668	\$5,918	COM \$6,613
<p>wood doors (DWW)</p> <p>grilled mesh doors (DWM)</p> <p>glass doors (DWC)</p>	<ul style="list-style-type: none"> • top shaped three sides • three adjustable shelves; one adjustable shelf per compartment • hardware included for attachment to credenza • 1 1/2" wire access slot across the bottom of back panel • task lights available • walden molding available on wood doors, specify and add \$404 list • grilled mesh or glass doors available, specify and add \$353 list • glass shelves available, specify and add \$485 list • unit without top, deduct \$161 list • locking doors available, specify and add \$369 list • flat cut for connection left or right end, specify and add \$623 list and indicate right or left end • flat cut for connection on both ends available, specify and add \$953 list • compartment height: 27" • compartment depth: 13 1/4" • worksurface to valance rail: 18" • com ydg: 1 1/4" 							
								A \$6,631
								B \$6,659
								C \$6,711
								D \$6,780
								E \$6,846
								F \$6,952
								G \$7,064
								H \$7,185
								I \$7,371
								J \$7,595

Description	D	W	H	CTN WT	CU FT	Model	List Price No Tackboard	List Price With Tackboard
Double Height Storage Overhead Cabinet with 4 Doors	15 7/8"	61 5/8"	50 3/8"	299	34	WN4BOS1-1662	\$5,390	COM \$5,861
<p>wood doors (DWW)</p> <p>grilled mesh doors (DWM)</p> <p>glass doors (DWC)</p>	<ul style="list-style-type: none"> • top shaped three sides • three adjustable shelves; one adjustable shelf per compartment • hardware included for attachment to credenza • 1 1/2" wire access slot across the bottom of back panel • task lights available • walden molding available on wood doors, specify and add \$404 list • grilled mesh or glass doors available, specify and add \$353 list • glass shelves available, specify and add \$485 list • unit without top, deduct \$135 list • locking doors available, specify and add \$369 list • flat cut for connection left or right end, specify and add \$623 list and indicate right or left end • flat cut for connection on both ends available, specify and add \$953 list • compartment height: 27" • compartment depth: 13 1/4" • worksurface to valance rail: 18" • com ydg: 1 							
								A \$5,874
								B \$5,898
								C \$5,938
								D \$5,993
								E \$6,046
								F \$6,132
								G \$6,220
								H \$6,317
								I \$6,467
								J \$6,645

WALDEN

Description	D	W	H	CTN WT	CU FT	① Model	List Price No Tackboard	List Price With Tackboard
Open Overhead Storage Cabinet with Tower  	15 7/8	73 5/8	51 5/8	259	42	WN4BST6-1674	\$4,736	COM \$5,132 A \$5,143 B \$5,159 C \$5,192 D \$5,232 E \$5,273 F \$5,336 G \$5,402 H \$5,473 I \$5,587 J \$5,723
<ul style="list-style-type: none"> • top shaped three sides • adjustable shelves • hardware included for attachment to credenza • 1 1/2" wire access slot across bottom of back panel • task lights available • cornice top • glass shelves available, specify and add \$485 list • unit without top, deduct \$175 list • left & right compartment height: 49 3/8" • center compartment height: 27" • compartment depth: 14" • worksurface to valance rail: 18" • com ydg: 3/4 <p>cornice tops are meant as stand alone units</p>								

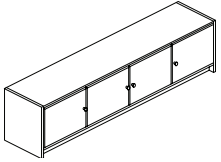
Overhead Storage Cabinet with Tower  wood doors (DWW)  grilled mesh doors (DWM)  glass doors (DWC) 	15 7/8	73 5/8	51 5/8	429	42	WN4BST1-1674	\$5,997	COM \$6,394 A \$6,402 B \$6,420 C \$6,452 D \$6,491 E \$6,533 F \$6,597 G \$6,663 H \$6,735 I \$6,846 J \$6,982
<ul style="list-style-type: none"> • top shaped three sides • adjustable shelves • hardware included for attachment to credenza • 1 1/2" wire access slot across bottom of back panel • task lights available • walden molding available on wood doors, specify and add \$404 list • cornice top • glass shelves available, specify and add \$485 list • unit without top, deduct \$175 • grilled mesh or glass doors available, specify and add \$353 list • locking doors available, specify and add \$369 list • left & right compartment height: 49 3/8" • center compartment height: 27" • compartment depth: 13 1/4" • worksurface to valance rail: 18" • com ydg: 3/4 <p>cornice tops are meant as stand alone units</p>								

To Order, Specify:

- ① Model Number
- ② Wood Species - Cherry (CH1) or Walnut (WA1)
(see page 15)
- ③ Finish Color - (see page 15)
- ④ Pull Color - (see page 15)
- ⑤ Fabric - vendor, pattern, color

Description	D	W	H	CTN WT	CU FT	① Model	List Price
-------------	---	---	---	--------	-------	---------	------------

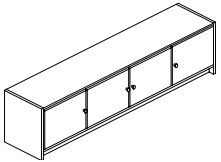
Wall Mount Overhead with 4 Doors	15 1/8	72	18 3/8	208	16	WN4BBW1-1572	\$3,234
-----------------------------------------	--------	----	--------	-----	----	---------------------	----------------



- without top
- mounting brackets included
- valance rail
- wire management grommet in back panel
- locking doors available, specify and add \$369 list



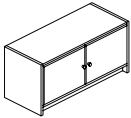
Wall Mount Overhead with 4 Doors	15 1/8	60	18 3/8	172	13	WN4BBW1-1560	\$3,054
-----------------------------------------	--------	----	--------	-----	----	---------------------	----------------



- without top
- mounting brackets included
- valance rail
- wire management grommet in back panel
- locking doors available, specify and add \$369 list



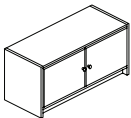
Wall Mount Overhead with 2 Doors	15 1/8	36	18 3/8	114	8	WN4BBW1-1536	\$2,591
-----------------------------------------	--------	----	--------	-----	---	---------------------	----------------



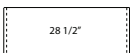
- without top
- mounting brackets included
- valance rail
- wire management grommet in back panel
- locking doors available, specify and add \$123 list



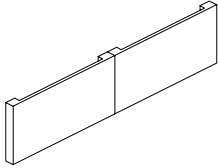
Wall Mount Overhead with 2 Doors	15 1/8	30	18 3/8	87	7	WN4BBW1-1530	\$2,480
-----------------------------------------	--------	----	--------	----	---	---------------------	----------------

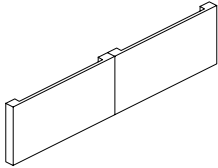


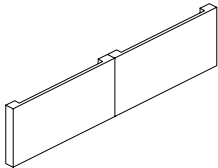
- without top
- mounting brackets included
- valance rail
- wire management grommet in back panel
- locking doors available, specify and add \$123 list



WALDEN

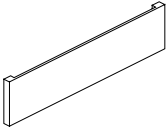
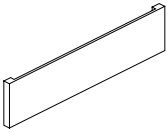
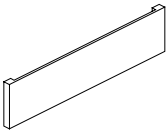
Description	D	W	H	CTN WT	CU FT	① Model	List Price Per Grade
84"w Wall Mount Tackboard	1 1/2	84	21 1/2	35	4	GP9HTB1-8422	COM \$1,068
 <ul style="list-style-type: none"> · use with wall mounted storage · com ydg: 1 1/2 							A \$1,086
							B \$1,121
							C \$1,183
							D \$1,266
							E \$1,346
							F \$1,472
							G \$1,607
							H \$1,750
							I \$1,977
							J \$2,244

72"w Wall Mount Tackboard	1 1/2	72	21 1/2	30	4	GP9HTB1-7222	COM \$915
 <ul style="list-style-type: none"> · use with wall mounted storage · com ydg: 1 1/4 							A \$931
							B \$962
							C \$1,012
							D \$1,081
							E \$1,148
							F \$1,252
							G \$1,366
							H \$1,485
							I \$1,672
							J \$1,896

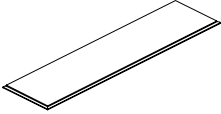
66"w Wall Mount Tackboard	1 1/2	66	21 1/2	26	3	GP9HTB1-6622	COM \$840
 <ul style="list-style-type: none"> · use with wall mounted storage · com ydg: 1 1/4 							A \$856
							B \$886
							C \$938
							D \$1,006
							E \$1,073
							F \$1,178
							G \$1,292
							H \$1,410
							I \$1,598
							J \$1,822

To Order, Specify:


- ① Model Number
- ② Wood Species - Cherry (CH1) or Walnut (WA1)
(see page 15)
- ③ Finish Color - (see page 15)
- ④ Fabric - vendor, pattern, color

Description	D	W	H	CTN WT	CU FT	① Model	List Price Per Grade
54" w Wall Mount Tackboard  <ul style="list-style-type: none"> · use with wall mounted storage · com ydg: 1 3/4 	1 1/2	54	21 1/2	22	3	GP9HTB1-5422	COM \$705 A \$727 B \$769 C \$841 D \$937 E \$1,031 F \$1,178 G \$1,335 H \$1,504 I \$1,764 J \$2,078
36" w Wall Mount Tackboard  <ul style="list-style-type: none"> · use with wall mounted storage · com ydg: 1 1/4 	1 1/2	36	21 1/2	15	2	GP9HTB1-3622	COM \$474 A \$488 B \$520 C \$571 D \$639 E \$707 F \$811 G \$925 H \$1,045 I \$1,232 J \$1,455
30" w Wall Mount Tackboard  <ul style="list-style-type: none"> · use with wall mounted storage · com ydg: 1 	1 1/2	30	21 1/2	14	2	GP9HTB1-3022	COM \$394 A \$407 B \$430 C \$473 D \$527 E \$582 F \$664 G \$756 H \$849 I \$1,001 J \$1,179

WALDEN

Description	D	W	H	CTN WT	CU FT	① Model	List Price
Modular Storage Top 	15 7/8	121 5/8	1 1/8	73	4	WN70TU1-16122	\$2,159
	15 7/8	109 5/8	1 1/8	67	4	WN70TU1-16110	\$1,833
	15 7/8	91 5/8	1 1/8	55	3	WN70TU1-1692	\$1,224
	15 7/8	73 3/8	1 1/8	46	2	WN70TU1-1674	\$1,134
	15 7/8	61 5/8	1 1/8	39	2	WN70TU1-1662	\$794
	15 7/8	37 3/8	1 1/8	24	1	WN70TU1-1638	\$683
	15 7/8	31 5/8	1 1/8	21	1	WN70TU1-1632	\$484
	15 7/8	19 5/8	1 1/8	15	1	WN70TU1-1620	\$406

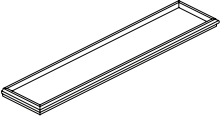
- shaped three sides
- flat cut for connection left or right end, specify and add \$623 list and indicate right or left end
- flat cut for connection on both ends available, specify and add \$953 list
- WN70TU1-16122 use with four 30" bookcases
- WN70TU1-16110 use with three 36" bookcases
- WN70TU1-1692 use with three 30" bookcases
- WN70TU1-1674 use with two 36" bookcases
- WN70TU1-1662 use with two 30" bookcases
- WN70TU1-1638 use with one 36" bookcases
- WN70TU1-1632 use with one 30" bookcases
- WN70TU1-1620 use with one 18" bookcases

Description	D	W	H	CTN WT	CU FT	① Model	List Price
Modular Storage Base 	15 5/8	121 3/8	3	62	6	WN7MBB1-16122	\$1,529
	15 5/8	109 3/8	3	60	6	WN7MBB1-16110	\$1,244
	15 5/8	91 3/8	3	51	5	WN7MBB1-1692	\$1,038
	15 5/8	73 3/8	3	42	4	WN7MBB1-1674	\$914
	15 5/8	61 3/8	3	36	3	WN7MBB1-1662	\$752
	15 5/8	37 3/8	3	24	2	WN7MBB1-1638	\$696
	15 5/8	31 3/8	3	20	2	WN7MBB1-1632	\$496

- shaped three sides
- used to make floor-bases bookcases
- flat cut for connection left or right end, specify and add \$623 list and indicate right or left end
- flat cut for connection on both ends available, specify and add \$953 list
- WN7MBB1-16122 use with four 30" bookcases
- WN7MBB1-16110 use with three 36" bookcases
- WN7MBB1-1692 use with three 30" bookcases
- WN7MBB1-1674 use with two 36" bookcases
- WN7MBB1-1662 use with two 30" bookcases
- WN7MBB1-1638 use with one 36" bookcases
- WN7MBB1-1632 use with one 30" bookcases

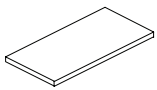
To Order, Specify:

- ① Model Number
- ② Wood Species - Cherry (CH1) or Walnut (WA1)
(see page 15)
- ③ Finish Color - (see page 15)
- ④ Fabric - vendor, pattern, color

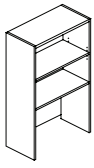
Description	D	W	H	CTN WT	CU FT	① Model	List Price
Modular Overhead Cornice Top 	15 7/8	121 5/8	2 1/2	64	6	WN70TC1-16122	\$1,529
	15 7/8	109 5/8	2 1/2	58	5	WN70TC1-16110	\$1,221
	15 7/8	91 5/8	2 1/2	49	4	WN70TC1-1692	\$1,124
	15 7/8	73 5/8	2 1/2	37	4	WN70TC1-1674	\$961
	15 7/8	61 5/8	2 1/2	34	3	WN70TC1-1662	\$758
	15 7/8	37 5/8	2 1/2	23	2	WN70TC1-1638	\$668
	15 7/8	31 5/8	2 1/2	20	2	WN70TC1-1632	\$507

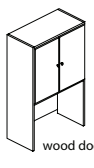
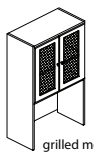
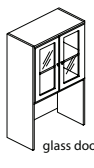
- shaped three sides
- WN70TC1-16122 use with four 30" bookcases
- WN70TC1-16110 use with three 36" bookcases
- WN70TC1-1692 use with three 30" bookcases
- WN70TC1-1674 use with two 36" bookcases
- WN70TC1-1662 use with two 30" bookcases
- WN70TC1-1638 use with one 36" bookcases
- WN70TC1-1632 use with one 30" bookcases

Cornice Top Filler Panel	15	30	3/4	24	1	WN7FLP1-1530	\$429
--------------------------	----	----	-----	----	---	--------------	-------



- use with modular overhead cornice top and two worksurface storage towers

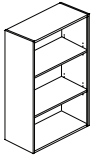
Description	D	W	H	CTN WT	CU FT	① Model	List Price No Tackboard	List Price With Tackboard
Open Bookcase Storage Tower	15 1/8	30	49 1/8	129	16	WN4SUB6-1530	\$2,502	COM \$2,972
 <ul style="list-style-type: none"> adjustable shelf without top hardware for attachment to credenza 1 1/2" wire access slot across bottom of back panel task lights available glass shelf available, specify and add \$248 list interior dimensions: 14"d x 28 1/2"w x 27"h worksurface to valance rail: 18" com: 1/2 								A \$2,979
								B \$2,990
								C \$3,011
								D \$3,040
								E \$3,068
								F \$3,109
								G \$3,153
								H \$3,201
								I \$3,276
								J \$3,364

Description	D	W	H	CTN WT	CU FT	① Model	List Price No Tackboard	List Price With Tackboard
Storage Tower with Doors	15 1/8	30	49 1/8	168	16	WN4SUB1-1530	\$3,348	COM \$3,845
 wood doors  grilled meshed doors  glass doors <ul style="list-style-type: none"> adjustable shelf without top hardware for attachment to credenza 1 1/2" wire access slot across bottom of back panel task lights available walden molding available on wood doors, specify and add \$203 list grilled mesh or glass doors available, specify and add \$178 list glass shelf available, specify and add \$248 list locking doors available, specify and add \$123 list interior dimensions: 13 1/4"d x 28 1/2"w x 27"h worksurface to valance rail: 18" com: 1/2 								A \$3,850
								B \$3,861
								C \$3,884
								D \$3,909
								E \$3,937
								F \$3,979
								G \$4,024
								H \$4,071
								I \$4,148
								J \$4,236

To Order, Specify:

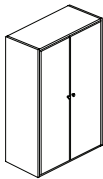
- ① Model Number
- ② Wood Species - Cherry (CH1) or Walnut (WA1)
(see page 15)
- ③ Finish Color - (see page 15)
- ④ Pull Color - (see page 15)
- ⑤ Fabric - vendor, pattern, color

Description	D	W	H	CTN WT	CU FT	① Model	List Price
Open Storage Tower	15 1/8	36	49 1/8	149	19	WN50ST1-1636	\$2,614
	15 1/8	30	49 1/8	138	16	WN50ST1-1630	\$2,335



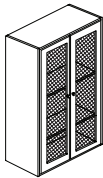
- two adjustable shelves
- without top
- glass shelves available, specify and add \$284 list

Storage Tower with Doors	15 1/8	36	49 1/8	194	19	WN5FDS1-1636	\$3,699
	15 1/8	30	49 1/8	168	16	WN5FDS1-1630	\$3,335

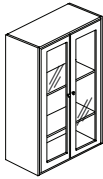


wood doors

- two adjustable shelves
- without top
- walden molding available on wood doors, specify and add \$203 list
- grilled mesh or glass doors available, specify and add \$178 list
- glass shelves available, specify and add \$284 list
- locking doors available, specify and add \$123 list



grilled mesh doors




glass doors

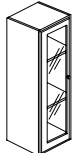
Description	D	W	H	CTN WT	CU FT	① Model	List Price
Storage Tower with Door	15 1/8	18	49 1/8	101	10	WN5FDS1R-1618	\$2,753
	15 1/8	18	49 1/8	101	10	WN5FDS1L-1618	\$2,753



wood doors



grilled mesh doors



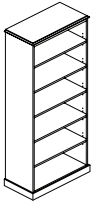
glass doors

- two adjustable shelves
- without top
- walden molding available on wood doors, specify and add \$103 list
- grilled mesh or glass doors available, specify and add \$91 list
- glass shelves available, specify and add \$202 list
- locking door available, specify and add \$123 list
- hinge door determines left or right

To Order, Specify:

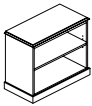
- ① Model Number
- ② Wood Species - Cherry (CH1) or Walnut (WA1)
(see page 15)
- ③ Finish Color - (see page 15)
- ④ Pull Color - (see page 15)

Description	D	W	H	CTN WT	CU FT	① Model	List Price
79"h Bookcase	15 ⁷ / ₈	37 ⁵ / ₈	79 ¹ / ₈	160	32	WN60BK1-3879	\$3,547

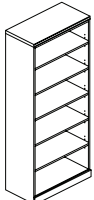


- aligns with overheads
- top and base shaped three sides
- finished, inset back panel
- five adjustable shelves
- properly secure to prevent tipping (hardware not included)
- WNOHDS1-3501 heavy duty shelf available, specify and add \$147 each
- flat cut for connection left or right end, specify and add \$623 list and indicate right or left end
- flat cut for connection on both ends available, specify and add \$953 list
- unfinished back panel available, specify and deduct \$139

29"h Bookcase	15 ⁷ / ₈	37 ⁵ / ₈	28 ³ / ₄	82	12	WN60BK1-3829	\$2,065
---------------	--------------------------------	--------------------------------	--------------------------------	----	----	--------------	---------

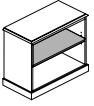


- aligns with worksurface
- top and base shaped three sides
- finished, inset back panel
- one adjustable shelf
- properly secure to prevent tipping (hardware not included)
- WNOHDS1-3501 heavy duty shelf available, specify and add \$147 each
- flat cut for connection left or right end, specify and add \$623 list and indicate right or left end
- flat cut for connection on both ends available, specify and add \$953 list
- unfinished back panel available, specify and deduct \$72

Description	D	W	H	CTN WT	CU FT	① Model	List Price
	15 7/8	35 7/8	84	168	34	GP60BK8-3684	\$3,454
	15 7/8	35 7/8	72	159	29	GP60BK8-3672	\$3,159
	15 7/8	35 7/8	60	130	24	GP60BK8-3660	\$2,789
	15 7/8	35 7/8	48	111	20	GP60BK8-3648	\$2,352
	15 7/8	35 7/8	36	101	15	GP60BK8-3636	\$2,104
	15 7/8	35 7/8	30	87	13	GP60BK8-3630	\$1,875

- top and base shaped front only
- finished, inset back panel
- properly secure to prevent tipping (hardware not included)
- GPOHDS1-3501 heavy duty shelf available, specify and add \$147 list each
- unfinished back panel available -3684, -3672, 3660, specify and deduct \$139 list, -3648, -3636, -3630 specify and deduct \$72 list
- -3684 six adjustable shelves
- -3672 five adjustable shelves
- -3660 four adjustable shelves
- -3648 three adjustable shelves
- -3636 two adjustable shelves
- -3630 one adjustable shelf

Heavy Duty Shelf	13 1/4	34 1/2	1	15	1	GPOHDS1-3501	\$236
------------------	--------	--------	---	----	---	--------------	-------

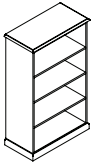


WALDEN

To Order, Specify:

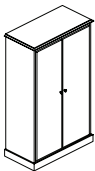
- ① Model Number
- ② Wood Species - Cherry (CH1) or Walnut (WA1)
(see page 15)
- ③ Finish Color - (see page 15)

Description	D	W	H	CTN WT	CU FT	① Model	List Price
Open Storage Cabinet	15 7/8	31 3/8	53	155	19	WN6TOB1-3253	\$3,003

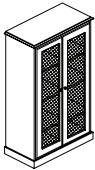


- top and base shaped three sides
- three adjustable shelves

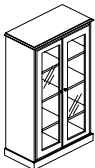
Storage Cabinet with Doors	15 7/8	31 3/8	53	186	19	WN6TDB1-3253	\$4,008
----------------------------	--------	--------	----	-----	----	--------------	---------



wood doors

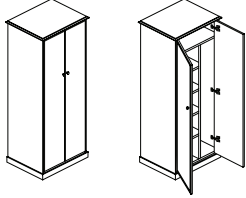


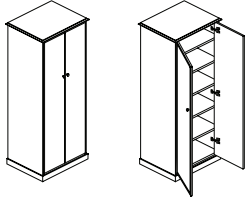
grilled mesh doors

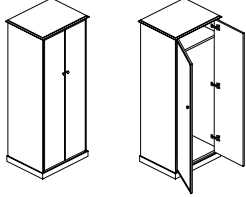


glass doors

- top and base shaped three sides
- three adjustable shelves
- walden molding available on wood doors, specify and add \$203 list
- grilled mesh or glass doors available, specify and add \$178 list
- glass shelves available, specify and add \$284 list
- locking doors available, specify and add \$123 list

Description	D	W	H	CTN WT	CU FT	① Model	List Price
Storage Wardrobe Cabinet 	24 5/8	37 5/8	79 1/8	431	51	WN6ADS3-2538	\$8,954
	24 5/8	31 5/8	79 1/8	379	43	WN6ADS3-2532	\$8,146
<ul style="list-style-type: none"> · top and base shaped three sides · fixed shelf in wardrobe · coat hook in wardrobe · four adjustable shelves · locking doors available, specify and add \$123 list · flat cut for connection left or right end, specify and add \$623 list and indicate right or left end · flat cut for connection on both ends available, specify and add \$953 list · -2538 shelf compartment: 22 5/8"w · -2532 shelf compartment: 17 5/8"w · -2538 wardrobe compartment: 11 1/8"w · -2532 wardrobe compartment: 10 1/8"w 							

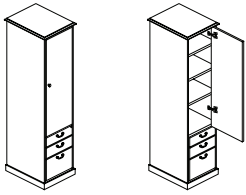
Storage Cabinet 	24 5/8	37 5/8	79 1/8	422	51	WN6ADS2-2538	\$8,514
	24 5/8	31 5/8	79 1/8	367	43	WN6ADS2-2532	\$7,973
<ul style="list-style-type: none"> · top and base shaped three sides · one fixed shelf · four adjustable shelves · locking doors available, specify and add \$123 list · flat cut for connection left or right end, specify and add \$623 list and indicate right or left end · flat cut for connection on both ends available, specify and add \$953 list 							

Wardrobe Cabinet 	24 5/8	37 5/8	79 1/8	357	51	WN6ADS1-2538	\$7,895
	24 5/8	31 5/8	79 1/8	314	43	WN6ADS1-2532	\$7,369
<ul style="list-style-type: none"> · top and base shaped three sides · one adjustable shelf · hanging bar · locking doors available, specify and add \$123 list · flat cut for connection left or right end, specify and add \$623 list and indicate right or left end · flat cut for connection on both ends available, specify and add \$953 list 							

To Order, Specify:

- ① Model Number
- ② Wood Species - Cherry (CH1) or Walnut (WA1)
(see page 15)
- ③ Finish Color - (see page 15)
- ④ Pull Color - (see page 15)

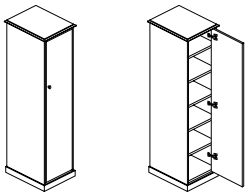
Description	D	W	H	CTN WT	CU FT	① Model	List Price
Storage Cabinet - Box/Box/File	24 5/8	19 5/8	79 1/8	258	28	WN6DDS2R-2520	\$5,167
	24 5/8	19 5/8	79 1/8	258	28	WN6DDS2L-2520	\$5,167



right shown

- top and base shaped three sides
- one fixed shelf
- two adjustable shelves
- pedestal front locking
- wood drawers standard, v-fold drawers available, specify and deduct \$60
- locking door available, specify and add \$123 list
- flat cut for connection left or right end, specify and add \$623 list and indicate right or left end
- flat cut for connection on both ends available, specify and add \$953 list

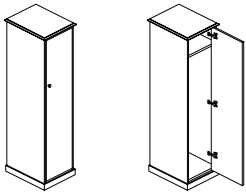
Storage Cabinet	24 5/8	19 5/8	79 1/8	242	28	WN6ADS2R-2520	\$4,424
	24 5/8	19 5/8	79 1/8	242	28	WN6ADS2L-2520	\$4,424



right shown

- top and base shaped three sides
- one fixed shelf
- four adjustable shelves
- locking door available, specify and add \$123 list
- flat cut for connection left or right end, specify and add \$623 list and indicate right or left end
- flat cut for connection on both ends available, specify and add \$953 list

Wardrobe Cabinet	24 5/8	19 5/8	79 1/8	211	28	WN6ADS1R-2520	\$4,132
	24 5/8	19 5/8	79 1/8	211	28	WN6ADS1L-2520	\$4,132



right shown


- top and base shaped three sides
- one fixed shelf
- hanging bar
- locking door available, specify and add \$123 list
- flat cut for connection left or right end, specify and add \$623 list and indicate right or left end
- flat cut for connection on both ends available, specify and add \$953 list

Description	D	W	H	CTN WT	CU FT	① Model	List Price
Four Drawer Lateral File	24 5/8	37 5/8	54	294	35	WN6FLT1-2538	\$6,121
	24 5/8	31 5/8	54	258	30	WN6FLT1-2532	\$5,926



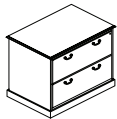
- top and base shaped three sides
- pedestal front locking
- wood drawers standard, v-fold drawers available, specify and deduct \$60
- reinforced drawer bottoms

Three Drawer Lateral File	24 5/8	37 5/8	41 3/8	231	27	WN6FLM1-2538	\$5,071
	24 5/8	31 5/8	41 3/8	203	23	WN6FLM1-2532	\$4,917



- top and base shaped three sides
- pedestal front locking
- wood drawers standard, v-fold drawers available, specify and deduct \$60
- reinforced drawer bottoms

Two Drawer Lateral File	24 5/8	37 5/8	28 3/4	169	19	WN6FLS1-2538	\$4,295
-------------------------	--------	--------	--------	-----	----	--------------	---------



- top and base shaped three sides
- pedestal front locking
- wood drawers standard, v-fold drawers available, specify and deduct \$60
- reinforced drawer bottoms
- flat cut for connection left or right end, specify and add \$623 list and indicate right or left end
- flat cut for connection on both ends available, specify and add \$953 list

WALDEN

To Order, Specify:

- ① Model Number
- ② Wood Species - Cherry (CH1) or Walnut (WA1)
(see page 15)
- ③ Finish Color - (see page 15)
- ④ Pull Color - (see page 15)
- ⑤ Product Modification - (see page 9)

Product Modifications:

Pedestal Change - see page 9

Description	D	W	H	CTN WT	CU FT	① Model	List Price
Mobile Box/File Pedestal	23	15 7/8	23	94	6	WN6MBP6-2316	\$1,886



- pedestal front locking
- wood drawers standard, v-fold drawers available, specify and deduct \$60
- recessed finger pull under top overhang
- casters: front two are locking

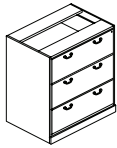
WALDEN

Description	D	W	H	CTN WT	CU FT	① Model	List Price
Four Drawer Lateral without Top	24 3/8	36	52 7/8	260	32	WN7FLT1-2436	\$5,548
	24 3/8	30	52 7/8	233	27	WN7FLT1-2430	\$5,367



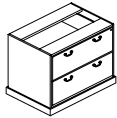
- base shaped front only
- pedestal front locking
- wood drawers standard, v-fold drawers available, specify and deduct \$60
- reinforced drawer bottoms

Three Drawer Lateral File without Top	24 3/8	36	40 1/8	202	24	WN7FLM1-2436	\$4,340
	24 3/8	30	40 1/8	177	21	WN7FLM1-2430	\$4,186



- base shaped front only
- pedestal front locking
- wood drawers standard, v-fold drawers available, specify and deduct \$60
- reinforced drawer bottoms

Two Drawer Lateral File without Top	24 3/8	37 1/8	27 3/8	136	15	WN7FLS1-2537	\$3,805
-------------------------------------	--------	--------	--------	-----	----	--------------	---------



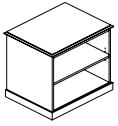
- base shaped three sides
- pedestal front locking
- wood drawers standard, v-fold drawers available, specify and deduct \$60
- reinforced drawer bottoms
- flat cut for connection left or right end, specify and add \$623 list and indicate right or left end
- flat cut for connection on both ends available, specify and add \$953 list

To Order, Specify:

- ① Model Number
- ② Wood Species - Cherry (CH1) or Walnut (WA1)
(see page 15)
- ③ Finish Color - (see page 15)
- ④ Pull Color - (see page 15)

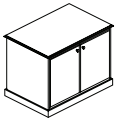
Description	D	W	H	CTN WT	CU FT	① Model	List Price
-------------	---	---	---	-----------	----------	---------	------------

Open Pedestal	24 5/8	31 5/8	28 3/4	123	16	WN60TT1-2532	\$2,377
----------------------	--------	--------	--------	-----	----	---------------------	----------------



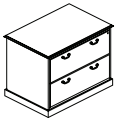
- top and base shaped three sides
- one adjustable shelf
- flat cut for connection left or right end, specify and add \$623 list and indicate right or left end
- flat cut for connection on both ends available, specify and add \$953 list

Hinge Door Pedestal	24 5/8	31 5/8	28 3/4	137	16	WN6HDT1-2532	\$3,001
----------------------------	--------	--------	--------	-----	----	---------------------	----------------



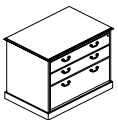
- top and base shaped three sides
- one adjustable shelf
- locking doors available, specify and add \$123 list
- flat cut for connection left or right end, specify and add \$623 list and indicate right or left end
- flat cut for connection on both ends available, specify and add \$953 list

File/File Pedestal	24 5/8	31 5/8	28 3/4	148	16	WN6PTM-2532	\$3,521
---------------------------	--------	--------	--------	-----	----	--------------------	----------------



- top and base shaped three sides
- pedestal front locking
- wood drawers standard, v-fold drawers available, specify and deduct \$60
- reinforced drawer bottoms
- flat cut for connection left or right end, specify and add \$623 list and indicate right or left end
- flat cut for connection on both ends available, specify and add \$953 list

Box/Box/File Pedestal	24 5/8	31 5/8	28 3/4	149	16	WN6PTT1-2532	\$3,521
------------------------------	--------	--------	--------	-----	----	---------------------	----------------



- top and base shaped three sides
- pedestal front locking
- wood drawers standard, v-fold drawers available, specify and deduct \$60
- reinforced drawer bottoms
- flat cut for connection left or right end, specify and add \$623 list and indicate right or left end
- flat cut for connection on both ends available, specify and add \$953 list


WALDEN

Description	D	W	H	CTN WT	CU FT	① Model	List Price
Box/Box/File Pedestal	24 5/8	19 5/8	28 3/4	109	11	WN6PTT1-2520	\$2,803



- top and base shaped three sides
- pedestal front locking
- wood drawers standard, v-fold drawers available, specify and deduct \$60
- flat cut for connection left or right end, specify and add \$623 list and indicate right or left end
- flat cut for connection on both ends available, specify and add \$953 list

File/File Pedestal	24 5/8	19 5/8	28 3/4	107	11	WN6PTM-2520	\$2,803
--------------------	--------	--------	--------	-----	----	-------------	---------



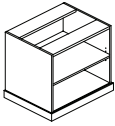
- top and base shaped three sides
- pedestal front locking
- wood drawers standard, v-fold drawers available, specify and deduct \$60
- flat cut for connection left or right end, specify and add \$623 list and indicate right or left end
- flat cut for connection on both ends available, specify and add \$953 list

WALDEN

To Order, Specify:

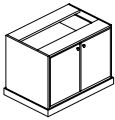
- ① Model Number
- ② Wood Species - Cherry (CH1) or Walnut (WA1)
(see page 15)
- ③ Finish Color - (see page 15)
- ④ Pull Color - (see page 15)
- ⑤ Product Modification - (see page 9)

Description	D	W	H	CTN WT	CU FT	① Model	List Price
Open Pedestal without Top	24 3/8	31 1/8	27 5/8	91	15	WN70TN1-2531	\$1,946



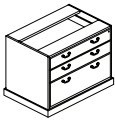
- base shaped three sides
- one adjustable shelf
- flat cut for connection left or right end, specify and add \$623 list and indicate right or left end
- flat cut for connection on both ends available, specify and add \$953 list

Hinge Door Pedestal without Top	24 3/8	31 1/8	27 5/8	111	15	WN7HDN1-2531	\$2,573
---------------------------------	--------	--------	--------	-----	----	--------------	---------




- base shaped three sides
- one adjustable shelf
- locking doors available, specify and add \$123 list
- flat cut for connection left or right end, specify and add \$623 list and indicate right or left end
- flat cut for connection on both ends available, specify and add \$953 list

Box/Box/File Pedestal without Top	24 3/8	31 1/8	27 5/8	122	15	WN7PTN1-2531	\$3,088
-----------------------------------	--------	--------	--------	-----	----	--------------	---------



- base shaped three sides
- pedestal front locking
- wood drawers standard, v-fold drawers available, specify and deduct \$60
- reinforced drawer bottoms
- flat cut for connection left or right end, specify and add \$623 list and indicate right or left end
- flat cut for connection on both ends available, specify and add \$953 list

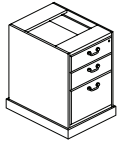
File/File Pedestal without Top	24 3/8	31 1/8	27 5/8	121	15	WN7PTNM-2531	\$3,088
--------------------------------	--------	--------	--------	-----	----	--------------	---------



- base shaped three sides
- pedestal front locking
- wood drawers standard, v-fold drawers available, specify and deduct \$60
- reinforced drawer bottoms
- flat cut for connection left or right end, specify and add \$623 list and indicate right or left end
- flat cut for connection on both ends available, specify and add \$953 list

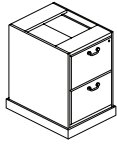
WALDEN

Description	D	W	H	CTN WT	CU FT	① Model	List Price
Box/Box/File Pedestal without Top	24 3/8	19 1/8	27 5/8	92	10	WN7PTN1-2519	\$2,297



- base shaped three sides
- pedestal front locking
- wood drawers standard, v-fold drawers available, specify and deduct \$60
- flat cut for connection left or right end, specify and add \$623 list and indicate right or left end
- flat cut for connection on both ends available, specify and add \$953 list

File/File Pedestal without Top	24 3/8	19 1/8	27 5/8	91	10	WN7PTNM-2519	\$2,297
--------------------------------	--------	--------	--------	----	----	--------------	---------



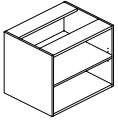
- base shaped three sides
- pedestal front locking
- wood drawers standard, v-fold drawers available, specify and deduct \$60
- flat cut for connection left or right end, specify and add \$623 list and indicate right or left end
- flat cut for connection on both ends available, specify and add \$953 list

To Order, Specify:

- ① Model Number
- ② Wood Species - Cherry (CH1) or Walnut (WA1)
(see page 15)
- ③ Finish Color - (see page 15)
- ④ Pull Color - (see page 15)

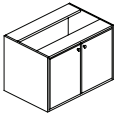
Description	D	W	H	CTN WT	CU FT	① Model	List Price
Open Pedestal without Top and Base	24 1/8	30	24 3/8	76	13	WN70TZ1-2430	\$1,507

- one adjustable shelf



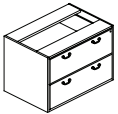
Hinge Door Pedestal without Top and Base	24 1/8	30	24 3/8	91	13	WN7HTZ1-2430	\$2,136
------------------------------------------	--------	----	--------	----	----	--------------	---------

- one adjustable shelf
- locking doors available, specify and add \$123 list



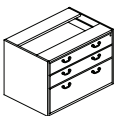
Two Drawer Lateral File without Top and Base	24 1/8	36	24 3/8	114	15	WN7FLSC-2436	\$3,309
----------------------------------------------	--------	----	--------	-----	----	--------------	---------

- pedestal front locking
- wood drawers standard, v-fold drawers available, specify and deduct \$60
- reinforced drawer bottoms



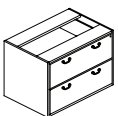
Box/Box/File Pedestal without Top and Base	24 1/8	30	24 3/8	104	13	WN7PTZ1-2430	\$2,651
--------------------------------------------	--------	----	--------	-----	----	--------------	---------

- pedestal front locking
- wood drawers standard, v-fold drawers available, specify and deduct \$60
- reinforced drawer bottoms




File/File Pedestal without Top and Base	24 1/8	30	24 3/8	101	13	WN7PTZM-2430	\$2,651
-----------------------------------------	--------	----	--------	-----	----	--------------	---------

- pedestal front locking
- wood drawers standard, v-fold drawers available, specify and deduct \$60
- reinforced drawer bottoms



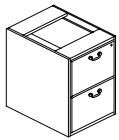
WALDEN

Description	D	W	H	CTN WT	CU FT	① Model	List Price
Box/Box/File Pedestal without Top and Base	24 1/8	18	24 3/8	79	8	WN7PTZ1-2418	\$1,981



- pedestal front locking
- wood drawers standard, v-fold drawers available, specify and deduct \$60

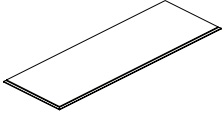
File/File Pedestal without Top and Base	24 1/8	18	24 3/8	78	8	WN7PTZM-2418	\$1,981
-----------------------------------------	--------	----	--------	----	---	--------------	---------



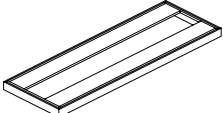
- pedestal front locking
- wood drawers standard, v-fold drawers available, specify and deduct \$60

To Order, Specify:

- ① Model Number
- ② Wood Species - Cherry (CH1) or Walnut (WA1)
(see page 15)
- ③ Finish Color - (see page 15)
- ④ Pull Color - (see page 15)

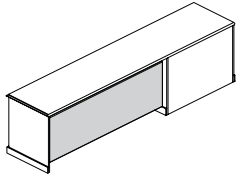
Description	D	W	H	CTN WT	CU FT	① Model	List Price
Modular Top 	24 3/8	121 5/8	1 1/8	112	6	WN7WTU1-25122	\$2,289
	24 3/8	109 5/8	1 1/8	101	6	WN7WTU1-25110	\$1,988
	24 3/8	91 5/8	1 1/8	84	5	WN7WTU1-2592	\$1,298
	24 3/8	85 5/8	1 1/8	80	6	WN7WTU1-2586	\$1,058
	24 3/8	73 5/8	1 1/8	69	4	WN7WTU1-2574	\$1,004
	24 3/8	67 5/8	1 1/8	63	3	WN7WTU1-2568	\$837
	24 3/8	61 5/8	1 1/8	58	3	WN7WTU1-2562	\$811
	24 3/8	55 5/8	1 1/8	52	3	WN7WTU1-2556	\$796
	24 3/8	37 5/8	1 1/8	37	2	WN7WTU1-2538	\$552
	24 3/8	31 5/8	1 1/8	31	2	WN7WTU1-2532	\$501
	24 3/8	19 5/8	1 1/8	20	1	WN7WTU1-2520	\$477

- shaped three sides
- flat cut for connection left or right end, specify and add \$623 list and indicate right or left end
- flat cut for connection on both ends available, specify and add \$953 list
- WN7WTU1-25122 use with four 30" modular units
- WN7WTU1-25110 use with three 36" modular units
- WN7WTU1-2592 use with three 30" modular units
- WN7WTU1-2586 use with miscellaneous units
- WN7WTU1-2574 use with two 36" or one 36" and two 18" modular units
- WN7WTU1-2568 use with miscellaneous units
- WN7WTU1-2562 use with two 30" modular units
- WN7WTU1-2556 use with three 18" modular units
- WN7WTU1-2538 use with one 36" or two 18" modular units
- WN7WTU1-2532 use with one 30" modular unit
- WN7WTU1-2520 use with one 20" modular unit

Description	D	W	H	CTN WT	CU FT	① Model	List Price
Modular Base 	24 3/8	121 3/8	3	71	10	WN7MBS1-25121	\$1,659
	24 3/8	109 3/8	3	66	8	WN7MBS1-25109	\$1,386
	24 3/8	91 3/8	3	56	7	WN7MBS1-2591	\$1,085
	24 3/8	73 3/8	3	46	6	WN7MBS1-2573	\$870
	24 3/8	67 3/8	3	43	5	WN7MBS1-2567	\$870
	24 3/8	61 3/8	3	39	5	WN7MBS1-2561	\$778
	24 3/8	55 3/8	3	37	3	WN7MBS1-2555	\$778
	24 3/8	37 3/8	3	27	3	WN7MBS1-2537	\$587
	24 3/8	31 3/8	3	24	3	WN7MBS1-2531	\$504
	24 3/8	19 3/8	3	17	2	WN7MBS1-2519	\$368

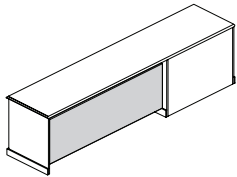
- shaped three sides
- flat cut for connection left or right end, specify and add \$623 list and indicate right or left end
- flat cut for connection on both ends available, specify and add \$953 list
- WN7MBS1-25121 use with four 30" modular units
- WN7MBS1-25109 use with three 36" modular units
- WN7MBS1-2591 use with three 30" modular units
- WN7MBS1-2573 use with two 36" modular units
- WN7MBS1-2567 use with one 30" and two 18" modular units
- WN7MBS1-2561 use with two 30" modular units
- WN7MBS1-2555 use with three 18" modular units
- WN7MBS1-2537 use with one 36" or two 18" modular units
- WN7MBS1-2531 use with one 30" modular unit
- WN7MBS1-2519 use with one 18" modular unit

Description	D	W	H	CTN WT	CU FT	① Model	List Price
Modesty Panel	¾	59 ¼	24 ⅝	34	3	WN7WMP1-5924	\$834



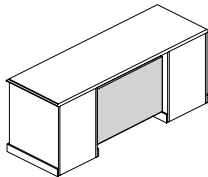
• use between an end panel and a 30" pedestal to make a 60" kneespace

Modesty Panel	¾	53 ¼	24 ⅝	31	2	WN7WMP1-5324	\$785
---------------	---	------	------	----	---	--------------	-------



• use between an end panel and a 36" pedestal to make a 54" open corner kneespace

Modesty Panel	¾	30	24 ⅝	18	1	WN7WMP1-3024	\$722
---------------	---	----	------	----	---	--------------	-------

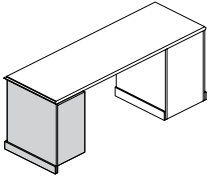


• use between two pedestals to make a 30" center kneespace

To Order, Specify:

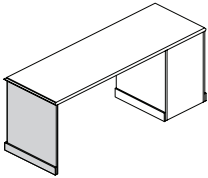
- ① Model Number
- ② Wood Species - Cherry (CH1) or Walnut (WA1)
(see page 15)
- ③ Finish Color - (see page 15)

Description	D	W	H	CTN WT	CU FT	① Model	List Price
End L-Support Panel	23 7/8	12 3/8	27 5/8	39	6	WN7WME1R-2412	\$926
	23 7/8	12 3/8	27 5/8	38	6	WN7WME1L-2412	\$926



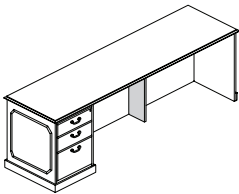
- used in making credenzas
- use without modesty panel

End Panel	23 7/8	3/4	27 5/8	27	1	WN7WME1R-2401	\$632
	23 7/8	3/4	27 5/8	27	1	WN7WME1L-2401	\$632



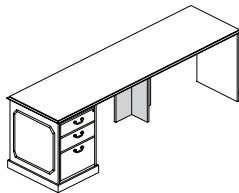
- used in making credenzas
- use with modesty panel

Center Support Panel	11	3/4	27 5/8	13	1	WN7WSC1-1101	\$590
----------------------	----	-----	--------	----	---	--------------	-------



- use to support tops spanning 48"-72"
- use with modesty

Center T-Support Panel	11 3/4	11	27 5/8	16	3	WN7WSC1-1211	\$626
------------------------	--------	----	--------	----	---	--------------	-------



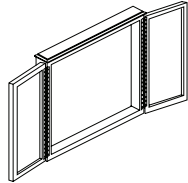
- use to support tops spanning 48"-72"
- use without modesty

WALDEN

Description	D	W	H	CTN WT	CU FT	① Model	List Price
Costumer	20	20	72	30	21	WNO CST1-2020	\$857

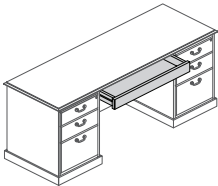


Visual Board	6 1/2	48	49 1/8	116	12	WNOVIS1-0748	\$3,481
---------------------	-------	----	--------	-----	----	--------------	---------



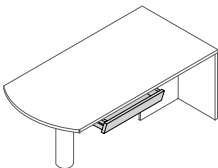
- two tackable cork panels
- porcelain magnetic non-glare writing surface
- mounted flip chart pad
- eraser and four markers
- finger grip doors
- wall mounting brackets

Straight Front Center Drawer	18 1/8	25 3/4	3 1/8	14	1	WN9CDR1-1626	\$419
-------------------------------------	--------	--------	-------	----	---	--------------	-------



- use with credenzas
- wood drawer
- locking available, specify and add \$123 list

Angled Front Center Drawer	17 5/8	24 1/2	2 1/2	17	1	GP9CDRC-1626	\$355
-----------------------------------	--------	--------	-------	----	---	--------------	-------



- use with a post style desk
- wood drawer

To Order, Specify:

- ① Model Number
- ② Wood Species - Cherry (CH1) or Walnut (WA1)
(see page 15)
- ③ Finish Color - (see page 15)

Walden Conference Product Information

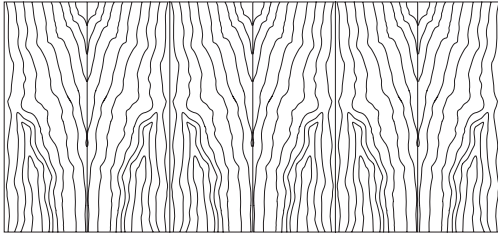


WALDEN

Walden Conference Product Information

Exterior Wood Materials

Exterior surfaces are made from the finest selected veneers to achieve clarity and consistency in the Walden product line. To attain a pleasing, symmetrical pattern, all veneers in Walden are book-matched. All exterior solid lumber is matched to coordinate with the veneer.



Book Matched Example

Alternating pieces of veneer are flipped over so they face each other like the pages within a book.

Walden is available in flat cut cherry veneer and walnut veneer. A wide range of wood stains have been formulated to enhance the beauty of the veneer.

Work Surface Construction

Tops are 3-ply balanced construction, 1 3/16" thick with solid matching hardwood edges. Tops are available in federal edge style profile.

Matching or coordinating high pressure laminate in a veneer grain can be applied to the top surface and is available at no additional charge.

Base Construction

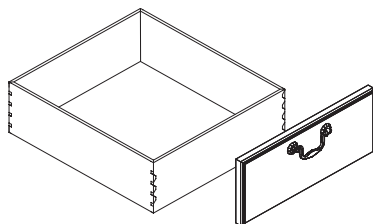
Panels are joined together by mortise and tenon construction. In addition to mortise and tenon joint construction. Leveling glides are set into solid hardwood with t-nut inserts, which helps to prevent the leveling glide from tear out. Tops are secured to the bases with top fastening cleats screwed to the inside of the panels.

Drawers

The standard Baltic Birch drawer is constructed with 1/2" thick high quality Baltic Birch plywood with a durable finish. This five sided drawer box features fully glued dovetail construction ensuring a solid, warp resistant drawer box.

Veneered bottoms are framed into grooves on four sides. Bottoms are then glued, stapled, and reinforced with a continuous band of glue.

The optional V-fold drawer interior is a 1/2" durable, miter-fold drawer system. The V-fold vinyl wrapped drawer sides form a mitered box. The box is glued and doweled, the drawer fronts attached to the box.



Drawer Suspension

The high quality black drawer suspensions carry a lifetime warranty. Slides feature steel ball bearings for longer life with cushioned in/out stops. File and box drawers have 100% full extension.

Finish - Stain/Colors

We offer a variety of wood stains and paint colors on Walden. Please see the chart below. Samples are available upon request. Finishes with an asterisk (*) have coordinating laminate tops.

CH1 Cherry Flat Cut Veneer

BRL Barley	EAR Earthy
BBM Bourbon Medium	HRV Harvest*
BRM Brighton Medium	LGC Legacy
CLA Classic	PRL Praline*
CLL Collectors*	SAF Saffron

WA1 Walnut Flat Cut Veneer

AUB Auburn	SIE Sienna*
ESP Espresso	TOF Toffee
MCH Mocha*	TRF Truffle*
NTO Night Owl*	

Protective Top Coat

DuraTex™ offers exceptional hardness along with abrasion and impact resistance, it has been formulated to eliminate hazardous and harmful gases that are normally associated with wood finish.

DuraTex™ Features

Safety - Significantly reduces hazardous formaldehyde emissions, which help improve the quality of the of the indoor air we breathe.

Quality - Developed to be tough and durable with special attention to appearance. The DuraTex™ finish preserves the natural beauty of wood.

Durability - Designed to meet a wide range of demanding performance and environmental standards to withstand even the highest wear and tear.

Walden Conference Product Information

Product Modification

Laminate Tops

Worksurface only, no additional upcharge if coordinating wood grain laminate is specified. Contact Customer Service for any other laminate request. Listed below are finishes that have coordinating wood grain HPL laminates.

Cherry Finishes
Praline

Walnut Finishes
Mocha
Night Owl
Sienna
Truffle

Special Finishes

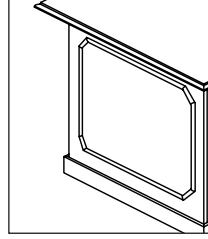
Special finishes can be requested by following the instruction in the general introduction section, page 3. There is a one time charge of \$332 list per order.

Product Modification

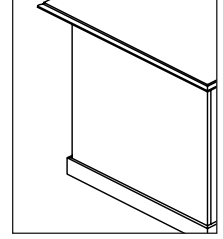
Trim Molding

Walden Trim molding is an option on all Walden products.

Walden trim molding (WDM) or without molding (WOM) can be specified at the time of order placement. Use the appropriate pricing column.



Walden Molding (WDM)



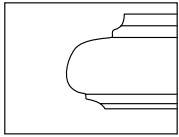
Base Molding Only (WOM)

Walden Conference Product Information

Edge and Hardware

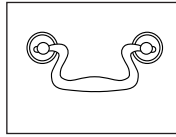
Walden offers a traditional edge profile and the Walden drawer pull in antique brass or pewter finish.

Edge Profile



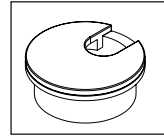
Federal Edge Profile
Accepts Laminate Top

Drawer Hardware



Walden Hardware (PJM6)
Antique Brass (ANB)
Pewter (PTR)

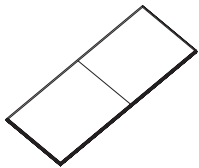
Grommet



2" Dia. Antique Brass (G3A)
2" Dia. Black (G3B)

add \$99 to list price for each grommet
for electrical and data accessories see
page 379

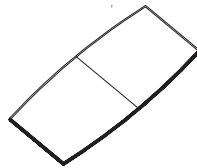
Top Shapes - size - base requirement - seating capacity top sizes 144" through 120" are 2 pieces



rectangular
144" x 60" 3 bases seats 14
144" x 48" 3 bases seats 12
120" x 48" 2-3* bases seats 8
96" x 48" 2 bases seats 8
72" x 36" 2 bases seats 6



racetrack
144" x 60" 3 bases seats 14
144" x 48" 3 bases seats 12
120" x 48" 2-3* bases seats 8
96" x 48" 2 bases seats 8
72" x 36" 2 bases seats 6



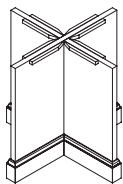
boat
144" x 48" 3 bases seats 12
120" x 48" 2-3* bases seats 8
96" x 48" 2 bases seats 8
72" x 36" 2 bases seats 6



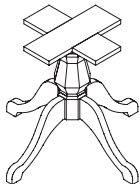
round*
60" dia. Seats 6
54" dia. Seats 6
48" dia. Seats 4
42" dia. Seats 4
36" dia. Seats 4

*requires 1 base

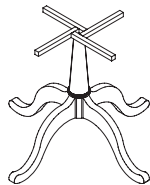
Traditional Bases for Walden



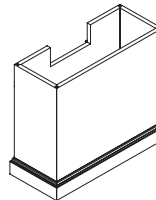
X base
25" width
29" width



pedestal base
31" dia. span



pedestal base
38" dia. span

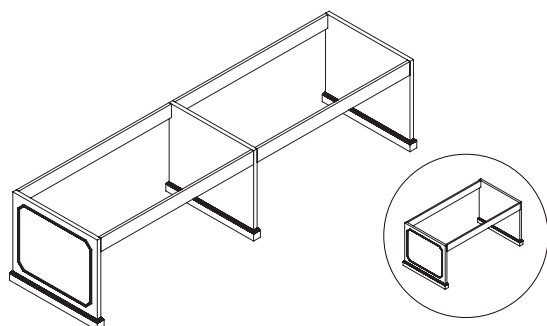


rectangular base
24" x 12"
30" x 12"



(access door models availability)
available with Walden molding options

panel base assembly (panels 1/4" thick)



base sizes	top sizes
114" x 43" width	144" x 60"
114" x 31" width	144" x 48"
90" x 31" width	120" x 48"
72" x 31" width	96" x 48"
48" x 25" width	72" x 36"

bases 114" and longer requires middle panel
available with Walden molding options

Walden Conference Product Information

Finish and Product Reference Codes

Select	Code
Veneer	
Cherry	CH1
Walnut	WA1
Finish	
Cherry Finishes	
Barley	BRL
Bourbon Medium	BBM
Brighton Medium	BRM
Classic	CLA
Collectors	CLL
Earthy	EAR
Harvest	HRV
Legacy	LGC
Praline	PRL
Saffron	SAF

Select	Code
Finish (continued)	
Walnut Finishes	
Auburn	AUB
Espresso	ESP
Mocha	MCH
Night Owl	NTO
Sienna	SIE
Toffee	TOF
Truffle	TRF

Pull & Finishes Codes

Walden Pull-Antique Brass	ANB
Walden Pull-Pewter	PTR

Grommet Codes

2" dia. Antique Brass	G3A
2" dia. Black	G3B

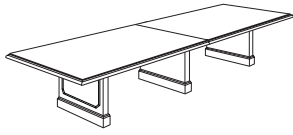
Select	Code
Laminate Coordinates	
Cherry Wood Grain Patterns	
Praline	PRL
Walnut Wood Grain Patterns	
Mocha	MCH
Night Owl	NTO
Sienna	SIE
Truffle	TRF

Order Check List:

Specify:

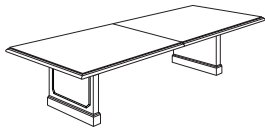
- 1. Model Number
- 2. Finish
- 3. Wood Species - cherry - walnut
- 4. Top Options - standard veneer - laminate surface (see page 67)
- 5. Pull Selection **if applicable**
- 6. Other Product Options
- 7. Power and Data Accessories (*drawing showing location and orientation must accompany order*)
- 8. Side Mark Information (*i.e. room number, East Conference Room*)
- 9. Shipping Address (*contact name and phone number*)
- 10. Special Delivery Instructions (*i.e. call before delivery, deliver to job site*)

Description	D	W	H	CTN WT	CU FT	① Model	Without Molding (WOM)	Walden Molding (WDM)
Rectangular Table	48	144	29	361	51	WN8JRP4-48144	\$10,313	\$10,730



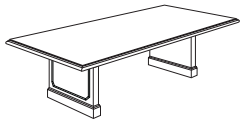
- top shaped all sides
- solid hardwood rims
- top is two sections
- ¾" h apron
- base: GP8NPT1-31114
- flat cut, book-matched vertical veneers
- panels are 1 ¼" thick
- horizontal rail is 4 ¼" h
- adjustable glides
- seats 10

Rectangular Table	48	120	29	283	24	WN8JRP4-48120	\$9,020	\$9,434
-------------------	----	-----	----	-----	----	---------------	---------	---------



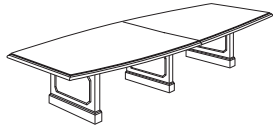
- top shaped all sides
- solid hardwood rims
- top is two sections
- ¾" h apron
- base: GP8NPT1-3190
- flat cut, book-matched vertical veneers
- panels are 1 ¼" thick
- horizontal rail is 4 ¼" h
- adjustable glides
- seats 8

Rectangular Table	48	96	29	245	18	WN8JRP4-4896	\$7,540	\$7,959
-------------------	----	----	----	-----	----	--------------	---------	---------



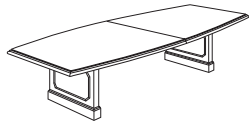
- top shaped all sides
- solid hardwood rims
- ¾" h apron
- base: GP8NPT1-3172
- flat cut, book-matched vertical veneers
- panels are 1 ¼" thick
- horizontal rail is 4 ¼" h
- adjustable glides
- seats 6 to 8

Description	D	W	H	CTN WT	CU FT	① Model	Without Molding (WOM)	Walden Molding (WDM)
Boat Shaped Table	48	144	29	369	28	WN8JBP4-48144	\$11,034	\$11,451



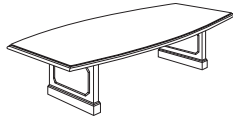
- top shaped all sides
- solid hardwood rims
- top is two sections
- ¾" h apron
- base: GP8NPT1-31114
- flat cut, book-matched vertical veneers
- panels are 1 ¼" thick
- horizontal rail is 4 ¼" h
- adjustable glides
- top size: 38/48" d
- seats 10

Boat Shaped Table	48	120	29	283	24	WN8JBP4-48120	\$9,710	\$10,127
--------------------------	----	-----	----	-----	----	---------------	---------	----------



- top shaped all sides
- solid hardwood rims
- top is two sections
- ¾" h apron
- base: GP8NPT1-3190
- flat cut, book-matched vertical veneers
- panels are 1 ¼" thick
- horizontal rail is 4 ¼" h
- adjustable glides
- top size: 38/48" d
- seats 8

Boat Shaped Table	48	96	29	245	18	WN8JBP4-4896	\$8,209	\$8,629
--------------------------	----	----	----	-----	----	--------------	---------	---------




- top shaped all sides
- solid hardwood rims
- ¾" h apron
- base: GP8NPT1-3172
- flat cut, book-matched vertical veneers
- panels are 1 ¼" thick
- horizontal rail is 4 ¼" h
- adjustable glides
- top size: 38/48" d
- seats 6 to 8

To Order, Specify:

- ① Model Number
- ② Wood Species - Cherry (CH1) or Walnut (WA1)
(see page 66)
- ③ Finish Color (see page 66)
- ④ Top Option (see page 68)
- ⑤ Product Modification (see page 67)
- ⑥ Power and Data Accessories

Description	D	W	H	CTN WT	CU FT	① Model	List Price
Round Table	48	48	29	108	46	WN8JDG4-0048	\$4,682




- top shaped all sides
- solid hardwood rims
- 1 5/8" h apron
- base: GP8NTR4-0038
- 37 1/2" span between legs
- adjustable glides
- seats 4

Round Table	42	42	29	82	16	WN8JDG4-0042	\$4,391
-------------	----	----	----	----	----	--------------	---------




- top shaped all sides
- solid hardwood rims
- 1 5/8" h apron
- base: GP8NFG4-0031
- 30 1/2" span between legs
- adjustable glides
- seats 4


WALDEN

Description	D	W	H	CTN WT	CU FT	① Model	List Price
Rectangular Top 	60	144	1 ¼	330	30	WE8CTR1-60144	\$10,024
	48	144	1 ¼	280	28	WE8CTR1-48144	\$7,381
	48	120	1 ¼	250	22	WE8CTR1-48120	\$5,901
	48	96	1 ¼	220	20	WE8CTR1-4896	\$4,832
	36	72	1 ¼	190	10	WE8CTR1-3672	\$2,463

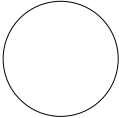
- top shaped all sides
- solid hardwood rims
- 120" and 144" tops are two sections

Racetrack Top 	60	144	1 ¼	320	30	WE8CTO1-60144	\$11,315
	48	144	1 ¼	368	28	WE8CTO1-48144	\$8,823
	48	120	1 ¼	148	22	WE8CTO1-48120	\$8,540
	48	96	1 ¼	220	20	WE8CTO1-4896	\$6,132
	36	72	1 ¼	92	10	WE8CTO1-3672	\$4,917

- top shaped all sides
- solid hardwood rims
- 1 5/8" h apron
- 120" and 144" tops are two sections

Boat Shaped Top 	48	144	1 ¼	178	28	WE8CTB1-48144	\$7,955
	48	120	1 ¼	148	22	WE8CTB1-48120	\$6,474
	48	96	1 ¼	221	20	WE8CTB1-4896	\$5,411
	36	72	1 ¼	87	10	WE8CTB1-3672	\$4,377

- top shaped all sides
- solid hardwood rims
- 3/4" h apron
- 120" and 144" tops are two sections
- 96" - 144" w top size: 38/48" d
- 72" w top size: 26/36" d

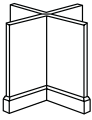
Round Top 	60	60	1 ¼	120	14	WE8CTD1-0060	\$5,094
	54	54	1 ¼	90	11	WE8CTD1-0054	\$4,455
	48	48	1 ¼	70	9	WE8CTD1-0048	\$3,730
	42	42	1 ¼	50	7	WE8CTD1-0042	\$3,437
	36	36	1 ¼	45	6	WE8CTD1-0036	\$3,289

- top shaped all sides
- solid hardwood rims

To Order, Specify:

- ① Model Number
- ② Wood Species - Cherry (CH1) or Walnut (WA1)
(see page 66)
- ③ Finish Color (see page 66)
- ④ Top Option (see page 68)
- ⑤ Product Modification (see page 67)
- ⑥ Power and Data Accessories

Description	D	W	H	CTN WT	CU FT	① Model	List Price
Traditional X Base	30 1/4	30 1/4	27 7/8	46	12	GP8NCR4-2929	\$2,575
	22 3/4	22 3/4	27 7/8	41	9	GP8NCR4-2525	\$2,575



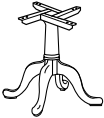
- hardwood solids and veneers
- panels are 1 1/2" h thick
- base molding is 4 3/4"
- adjustable glides

Traditional Pedestal Base	30 1/2	30 1/2	27 7/8	48	12	GP8NFG4-0031	\$1,129
---------------------------	--------	--------	--------	----	----	--------------	---------

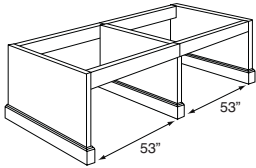
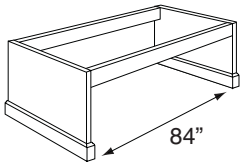
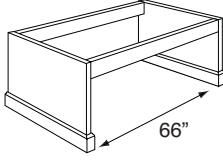
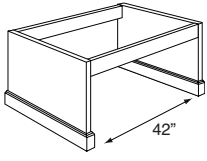


- hardwood solids
- 30 1/2" leg span
- adjustable glides

Traditional Pedestal Base	37 1/2	37 1/2	27 7/8	50	15	GP8NTR4-0038	\$2,743
---------------------------	--------	--------	--------	----	----	--------------	---------



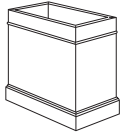
- hardwood solids
- 37 1/2" leg span
- adjustable glides

Description	D	W	H	CTN WT	CU FT	① Model	Without Molding (WOM)	Walden Molding (WDM)
144" Traditional Panel Base 	43 1/4	113 3/4	27 7/8	105	15	GP8NPT1-43114	\$4,087	\$4,270
	31 1/4	113 3/4	27 7/8	95	13	GP8NPT1-31114	\$3,937	\$4,121
<ul style="list-style-type: none"> • walnut solids and veneers • flat cut, book-matched vertical veneers • molding only on outside end panels • panels are 1 1/4" thick • horizontal rail is 4 1/4" h • GP8NPT1-43114 panel base with molding 43 1/4" w • GP8NPT1-31114 panel with base molding 31 1/4" w • adjustable glides 								
120" Traditional Panel Base 	31 1/4	89 5/8	27 7/8	60	10	GP8NPT1-3190	\$3,614	\$3,796
	<ul style="list-style-type: none"> • walnut solids and veneers • flat cut, book-matched vertical veneers • molding only on outside end panels • panels are 1 1/4" thick • horizontal rail is 4 1/4" h • panel with base molding 31 1/4" w • adjustable glides 							
96" Traditional Panel Base 	31 1/4	71 5/8	27 7/8	53	10	GP8NPT1-3172	\$3,131	\$3,314
	<ul style="list-style-type: none"> • walnut solids and veneers • flat cut, book-matched vertical veneers • molding only on outside end panels • panels are 1 1/4" thick • horizontal rail is 4 1/4" h • panel with base molding 31 1/4" w • adjustable glides 							
72" Traditional Panel Base 	25 1/4	47 5/8	27 7/8	47	9	GP8NPT1-2548	\$2,604	\$2,791
	<ul style="list-style-type: none"> • walnut solids and veneers • flat cut, book-matched vertical veneers • molding only on outside end panels • panels are 1 1/4" thick • horizontal rail is 4 1/4" h • panel with base molding 25 1/4" w • adjustable glides 							

To Order, Specify:

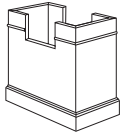
- ① Model Number
- ② Wood Species - Cherry (CH1) or Walnut (WA1)
(see page 66)
- ③ Finish Color (see page 66)
- ④ Product Modification (see page 67)

Description	D	W	H	CTN WT	CU FT	① Model	Without Molding (WOM)	Windsor (WNM)	Wellington (WLM)	Westminster (WSM)
Traditional Rectangular Base- End Unit	12	30	27 3/8	95	8	GP8NRT1-1230	\$1,962	\$2,044	\$2,180	\$2,180
	12	24	27 3/8	67	6	GP8NRT1-1224	\$1,838	\$1,897	\$2,023	\$2,023



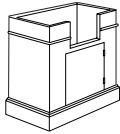
- hardwood solids and veneers
- flat cut, book-matched vertical veneers
- adjustable glides

Traditional Rectangular Base- Mid Unit	12	30	27 3/8	85	8	GP8NRTL-1230	\$2,046	\$2,131	\$2,260	\$2,260
	12	24	27 3/8	59	6	GP8NRTL-1224	\$1,915	\$1,975	\$2,099	\$2,099



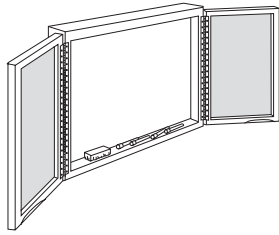
- hardwood solids and veneers
- flat cut, book-matched vertical veneers
- cut-out for wire pass-through
- adjustable glides

Traditional Rectangular Base- End Unit with Access Door	12	30	27 3/8	86	8	GP8NRTK-1230	\$2,380	\$2,464	\$2,596	\$2,596
	12	24	27 3/8	60	6	GP8NRTK-1224	\$2,225	\$2,285	\$2,408	\$2,408



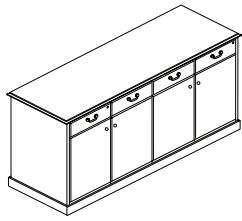
- hardwood solids and veneers
- flat cut, book-matched vertical veneers
- cut-out for wire pass-through
- adjustable glides
- access door opening: 12 1/8" x 11 7/8"

Description	D	W	H	CTN WT	CU FT	① Model	List Price
Visual Board with Doors	5	48	48	135	8	GPOVIS1-0548	\$2,743



- two tackable cork panels
- porcelain magnetic non-glare writing surface
- mounted flip chart pad
- eraser and four markers
- finger grip doors
- wall mounting brackets

Meeting Room Credenza	24	71 3/8	36	330	44	MRC8072-36	\$8,357
-----------------------	----	--------	----	-----	----	------------	---------



- four drawers
- top shaped all sides
- one adjustable shelf per double door
- locking doors available, specify and add \$246 list

To Order, Specify:

- ① Model Number
- ② Wood Species - Cherry (CH1) or Walnut (WA1)
(see page 66)
- ③ Finish Color (see page 66)
- ④ Top Option (see page 68)
- ⑤ Pull Style and Color
- ⑥ Product Modification (see page 67)

Wellington



Desks 22

Reception Galleries 25

Returns 28

Bridges 29

Credenzas 30

Overhead Storage Cabinets 34

Wall Mount Overhead Cabinets 36

Storage Towers 37

Bookcases 39

Modular Components 42

Storage Cabinets 43

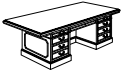
Lateral Files 48

Modular Components 50

Center Drawer 32

Wellington - Overview

Desks



Double Pedestal Desk
Page 22



Double Pedestal Desk
Page 23



Single Pedestal Desk
Page 24



Single Pedestal Desk
Page 24



Curved Single Pedestal Desk
Page 24



Run-Off Desk with Pedestal Support
Page 26



Run-Off Desk with Leg Support
Page 27



Table Desk
Page 27

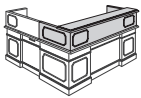


Work Table
Page 27

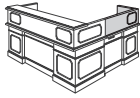


Table Desk
Page 27

Reception Galleries



Desk Reception Gallery
Page 25



Return Reception Gallery
Page 25

Returns



25 3/4" d Return
Page 28



19 3/4" d Return
Page 28

Bridges



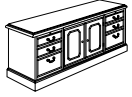
Bridge with Modesty Panel
Page 29



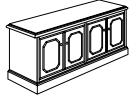
Bridge Top
Page 29

Wellington - Overview

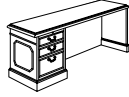
Credenzas



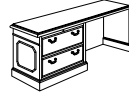
Storage Credenza
Page 30



Hinged Door Storage Credenza
Page 30



Open Corner Credenza
Page 31



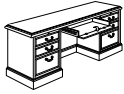
Open Corner Lateral File Credenza
Page 31



Lateral File
Page 32



Kneespace Credenza
Page 32



Kneespace Credenza with Center Drawer
Page 32



Computer/Printer Stand
Page 33



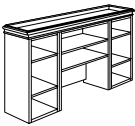
Mobile Computer/Printer Stand
Page 33

Overhead Storage Cabinets

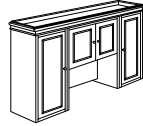


Overhead Storage Cabinet with Doors
Page 34

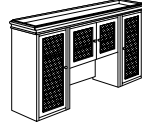
Overhead Storage Cabinets with Tower



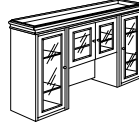
Open Overhead Storage with Tower
Page 34



Overhead Storage with Tower and Wood Doors
Page 35

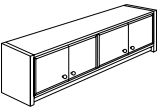


Overhead Storage with Tower and Grilled Doors
Page 35



Overhead Storage with Tower and Glass Doors
Page 35

Wall Mount Overheads



Wall Mount Overhead with 4 Doors
Page 36



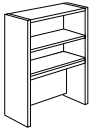
Wall Mount Overhead with 2 Doors
Page 36



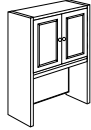
Wall Mount Storage Top
Page 36

Wellington - Overview


Storage Towers



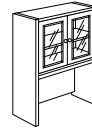
Open Bookcase
Storage Tower
Page 38



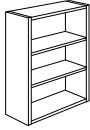
Storage Tower with
Wood Doors
Page 38




Storage Tower with
Grilled Doors
Page 38




Storage Tower with
Glass Doors
Page 38



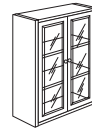
Open Bookcase
Storage Tower
Page 37



Storage Tower with
Wood Doors
Page 37

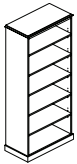


Storage Tower with
Grilled Doors
Page 37



Storage Tower with
Glass Doors
Page 37

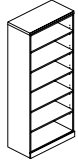
Bookcases



79" h Bookcase
Page 39



29" h Bookcase
Page 39



Bookcase
Page 40



Bookcase
Page 41



Heavy Duty Shelf
Page 41

Modular Storage Components



Modular Storage Top
Page 42



Modular Storage Base
Page 42

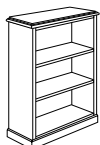


Modular Overhead
Cornice Top
Page 42




Cornice Top Filler Panel
Page 42

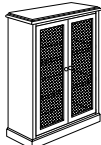
Storage Cabinet



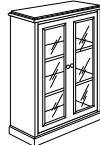
Open Storage Cabinet
Page 43



Storage Cabinet with
Wood Doors
Page 43



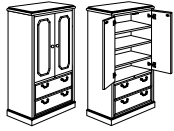
Storage Cabinet with
Grilled Doors
Page 43



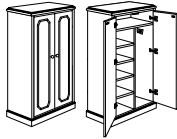
Storage Cabinet with
Glass Doors
Page 43

Wellington - Overview

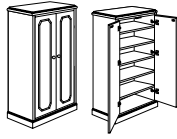
Storage/Wardrobe Cabinets



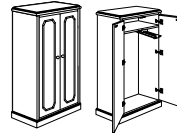
Storage Cabinet -
File/File Lateral
Page 44



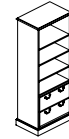
Storage Wardrobe
Cabinet
Page 44



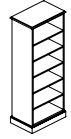
Storage Cabinet
Page 44



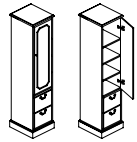
Wardrobe Cabinet
Page 44



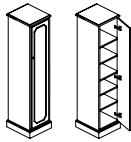
Open Storage Cabinet -
File/File Lateral
Page 45



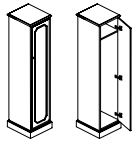
Open Storage Cabinet
Page 45



Storage Cabinet -
File/File Lateral
Page 46



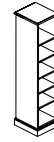
Storage Cabinet
Page 46



Wardrobe Cabinet
Page 46



Open Storage Cabinet -
File/File Lateral
Page 47



Open Storage Cabinet
Page 47

Lateral Files



Four Drawer Lateral File
Page 48



Three Drawer Lateral File
Page 48



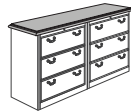
Two Drawer Lateral File
Page 48



Four Drawer Lateral File
without Top
Page 49



Three Drawer Lateral File
without Top
Page 49



Lateral File Top
Page 49

Wellington - Overview

Modular Components



Open Pedestal
Page 50



Hinged Door Pedestal
Page 56



Box/Box/File Pedestal
Page 50



File/File Pedestal
Page 50



Open Pedestal
without Top
Page 52



Hinged Door Pedestal
without Top
Page 57



Box/Box/File Pedestal
without Top
Page 52



File/File Pedestal
without Top
Page 52



Open Pedestal
without Top and Base
Page 54



Hinged Door Pedestal
without Top and Base
Page 55



Box/Box/File Pedestal
without Top and Base
Page 54



File/File Pedestal
without Top and Base
Page 54



Open Pedestal
Page 51



Hinged Door Pedestal
Page 198



Box/Box/File Pedestal
Page 51



File/File Pedestal
Page 51



Open Pedestal
without Top
Page 53



Hinged Door Pedestal
without Top
Page 57



Box/Box/File Pedestal
without Top
Page 53



File/File Pedestal
without Top
Page 53



Open Pedestal
without Top and Base
Page 55



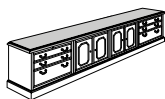
Hinged Door Pedestal
without Top and Base
Page 58



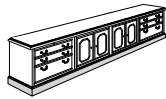
Box/Box/File Pedestal
without Top and Base
Page 55



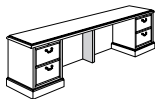
File/File Pedestal
without Top and Base
Page 55



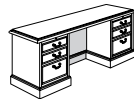
Modular Credenza Top
Page 59



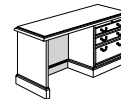
Modular Credenza Base
Page 60



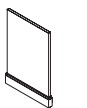
Modular Center
Support Panel
Page 61



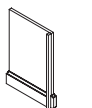
Modular Modesty Panel
Page 61



Modular Modesty Panel
Page 61



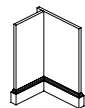
Modular End Panel
Page 62



Modular End Panel
Page 62



End L-Support Panel
Page 62



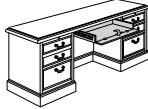
End L-Support Panel
Page 62

Wellington - Overview

Accessories



Costumer
Page 63



Keyboard Drawer with
Flip Down Front
Page 63



Center Drawer
Page 63

Task Lights



48" w Task Light
Pages 72



24" w Task Light
Pages 72



31" w LED Starter
Task Light
Pages 72



31" w LED Linking
Adder Task Light
Pages 72



17" w LED Starter
Task Light
Pages 73



17" w LED Linking
Adder Task Light
Pages 73




Motion Sensor
for Task Lights
Pages 73

Wellington Product Information

Exterior Wood Materials

Exterior surfaces are made from the finest selected veneers to achieve clarity and consistency in the Wellington product line. To attain a pleasing, symmetrical pattern, all veneers in Wellington are book-matched. All exterior solid lumber is matched to coordinate with the veneer.



Alternating pieces of veneer are flipped over so they face each other like the pages within a book.

Wellington is available in flat cut cherry and walnut veneer. A wide range of wood stains have been formulated to enhance the beauty of the veneer.

Work Surface Construction

Tops are 3-ply balanced construction, 1 3/8" thick with solid matching hardwood edges.

Coordinating high pressure laminate in a veneer grain pattern can be applied to the top surface and is available at no additional charge.

Top can be routed to accept 3 piece leather inlay.

Case Construction

All construction is full mortise and tenon.

Some panels are 7/8" and others are 1 3/16" thick. All panels are 3-ply construction. End panels and pedestal back panels are mitered and lock jointed together on approach side of desk.

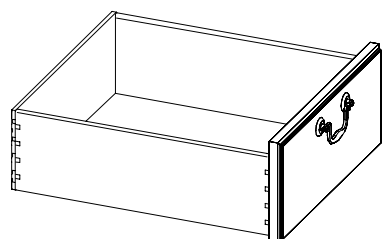
Pedestals are enclosed at bottom by a 1 1/16" framed base platform, securely fastened to panels.

Arm slides are 3-ply construction, banded on all four sides with veneer.

Drawer Construction

All drawer fronts are 5-ply construction with a hardwood core. Veneer grain runs in a vertical direction. Drawer sides and backs are solid wood with top edges of sides completely rounded. Drawers are joined at front using a French dovetail and the back by an English dovetail. Veneered bottoms are framed into grooves on four sides and glued. All drawer interiors are finished with special toner and covered with a clear coat. Drawer bottoms are sanded and hand-rubbed.

All drawer bottoms are glued, stapled and reinforced with hand-fitted glue blocks.



Drawer Suspension

The high quality black drawer suspensions carry a lifetime warranty. Slides feature steel ball bearings for longer life with cushioned in/out stops. All drawers, including file and box drawers, fully extend past the pedestal chassis allowing full access to the drawer box.

Filing Hardware

All file drawers are constructed with a custom designed filing system in place to allow for hanging folders. Filing diagram on pages 152-153.

Locking

Locking is standard in all desks, credenzas and modular units. Door locks are available as an option.

Units are shipped randomly keyed as standard. Key alike units are available upon request for no additional charges. Removable cores for in-field re-keying are standard.

Finish - Stain/Colors

We offer a variety of wood stains and paint colors on Wellington. Please see the chart below. Samples are available upon request. Finishes with an asterisk (*) have coordinating laminate tops.

CH1 Cherry		<i>Flat Cut Veneer</i>
BRL Barley	EAR Earthy	
BBM Bourbon Medium	HRV Harvest*	
BRM Brighton Medium	LGC Legacy	
CLA Classic	PRL Praline*	
CLL Collectors*	SAF Saffron	

WA1 Walnut		<i>Flat Cut Veneer</i>
AUB Auburn	SIE Sienna*	
ESP Espresso	TOF Toffee	
MCH Mocha*	TRF Truffle*	
NTO Night Owl*		

Protective Top Coat

DuraTex™ offers exceptional hardness along with abrasion and impact resistance, it has been formulated to eliminate hazardous and harmful gases that are normally associated with wood finish.

DuraTex™ Features

Safety - Significantly reduces hazardous formaldehyde emissions, which help improve the quality of the indoor air we breathe.

Quality - Developed to be tough and durable with special attention to appearance. The DuraTex™ finish preserves the natural beauty of wood.

Durability - Designed to meet a wide range of demanding performance and environmental standards to withstand even the highest wear and tear.

Wellington Product Information

Product Modification

Laminate Tops

Worksurface only, no additional upcharge if Wellington's coordinating wood grain laminate is specified. Contact Customer Service for any other laminate request. Listed below are finishes that have coordinating wood grain HPL laminates.

Cherry Finishes	Walnut Finishes
Collectors	Mocha
Harvest	Night Owl
Praline	Sienna
	Truffle

Special Finishes

Special finishes can be requested by following the instruction in the general introduction section, page 3. There is a one time charge of \$332 list per order.

Special Veneer

Upon request standard veneer can be changed to a special veneer contact Customer Service for availability and pricing.

Adjusting Sizes

All charges are to be added to the list price of the unit. All size adjustment need approval by JSI Engineering, contact Customer Service.

Re-size standard tops or bases (shorter or narrower)	\$469
Flat cut or reverse shaped tops	\$511

Modesty panels special lengths:	
Up to 40"	\$709
40" to 60"	\$1,234

Picture Frame Molding (unlisted option)

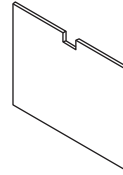
Windsor (WNM)	\$45 per panel
Wellington (WLM)	\$45 per panel
Westminster (WSM)	\$45 per panel

Other Modifications

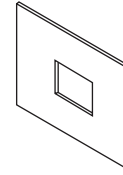
Lateral File Drawer Reinforcement \$179

Access Slots

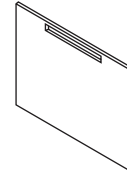
Wire management access in back panel (2 3/4" x 1 1/4") \$385
 Wall access in back panel (10" x 12", 10" from floor) \$405
 Printer access in top or back panel (17 3/16" x 1 3/16") \$453



Wire Management Access



Wall Access



Printer

FSC- Certified Materials

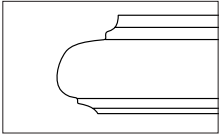
Wellington can be built using FSC-certified material call Customer Service for quotes.

Wellington Product Information

Edge and Hardware

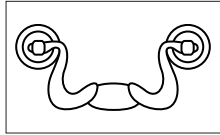
Wellington is available with the Federal Edge Profile and two hardware options. Each hardware is available in antique or burnished brass.

Edge Profile

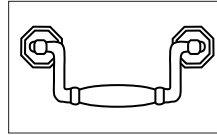


Federal Edge Profile
Accepts Laminate Top

Drawer Hardware



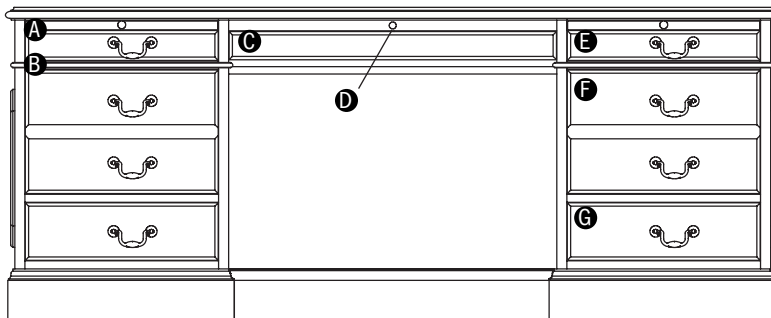
Wellington Hardware
Antique Brass (ANB)
Burnished Brass (BBR)



Windsor Hardware
Antique Brass (ANB)
Burnished Brass (BBR)

Drawer Pedestals

Wellington has unique construction on the pedestals as described below. Space does not allow for file-file configuration.



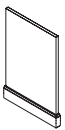
Pedestal Configuration

- A** Pedestal Writing Shelf
- B** Horizontal Trim Molding (*molding can be eliminated*)
- C** Center Drawer (*with pen tray*)
- D** Central Locking (*locks all drawers*)
- E** Top Tray Drawer
- F** Center File Drawer (*front made as two box drawers*)
- G** Lower Box Drawer

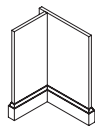
End Support Components

Wellington offers end support components that can be used with other modular items to create modular freestanding applications.

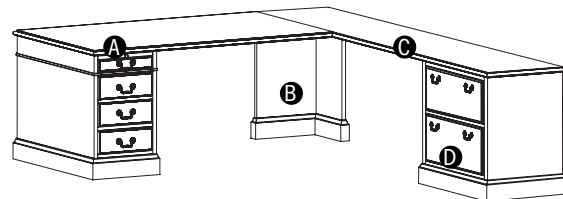
Note: Spans 48" or greater requires a support rail



End Panel Support
PE8028
Use as support for modular credenza configuration

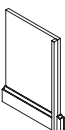


End L-Panel Support
PELF8028R (*right shown*)
Use as additional support for either freestanding credenza or when connecting run-off desk to modular credenza configuration.

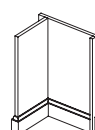


Example 1

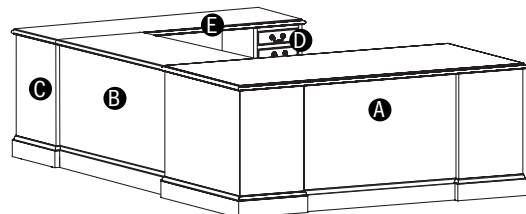
- A** PRR8066L *Run-Off Desk*
- B** PELF8028L *End L-Support*
- C** TU8091 *Modular Top*
- D** FD8031N *File/File Pedestal*



End Panel Support
PE8028R (*right shown*)
Use as support for modular credenza configuration when connecting to a return or a bridge.



End L-Panel Support
PELC8028R (*right shown*)
Use as additional support for modular credenza configuration and connecting to return or bridge.



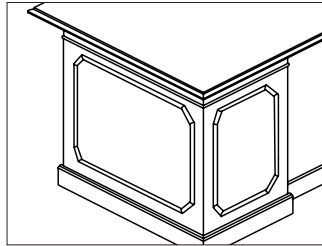
Example 2

- A** SPR8066L *Single Ped. Desk*
- B** EU8048 *Bridge*
- C** PELC8028L *End L-Support*
- D** F8020N *Box/Box/File Pedestal*
- E** TU8066 *Modular Top*

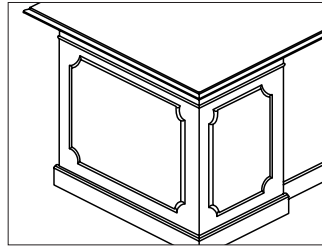
Wellington Product Information

Picture Frame Molding

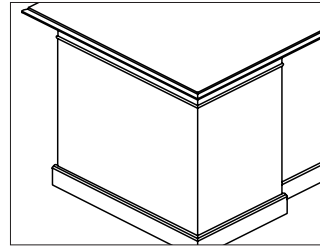
Wellington desks, credenzas and overhead storage may be specified with picture frame molding. Desks feature this molding on the back and side of the pedestal, and the outside of the end panel. Molding on the returns are located on the side and back of the pedestal. Overhead storage features molding on wood doors only. For location of molding on reception station, see page 159 of the pricing section.



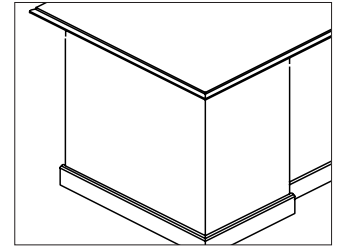
Wellington Molding
Use **WLM** pricing column



Westminster Molding
Use **WSM** pricing column



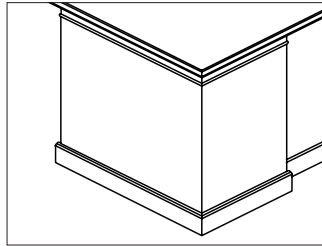
Windsor Molding
Use **WNM** in pricing column



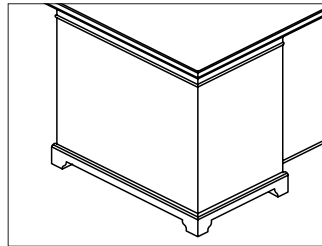
No Molding
WOM in pricing column (when available)

Base & Leg Options

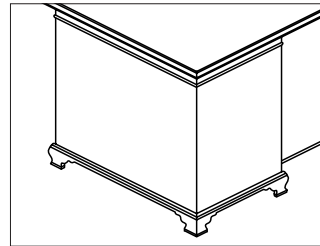
Wellington units feature a standard traditional style base molding. The Bracket Base and Georgian Feet are available on Wellington desks, credenzas, returns, bookcases, lateral files and wardrobes. Connecting units must always have the same base style. Modesty panels on returns and bridges may be specified without base molding to coordinate with the Bracket Base and Georgian Feet styles. Table desks are standard with the fluted leg.



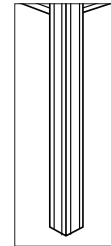
Standard Base



Bracket Base Option
Add \$666 list for double pedestal desk, single pedestal desk and open corner credenzas.
Add \$567 list for kneespace credenzas.
Add \$313 list for run-off desks, returns, storage credenzas, bookcases with bases, wardrobes and pedestal units with base.
Add \$241 list for non-handed pedestal ends.



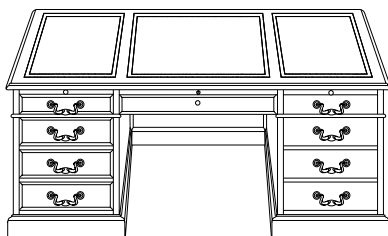
Georgian Feet
Add \$745 list for double pedestal desks, kneespace credenzas and storage credenzas over 72" w.
Add \$715 list for single pedestal desks, run-off desks, returns, storage credenzas 71" w and less, open corner credenzas, bookcases with bases, wardrobes and pedestal units with base.
Add \$278 list for non-handed pedestal ends.



Fluted Leg

3-Piece Leather Inlay

The prestige of Wellington can be enhanced with a 3-Piece Leather Inlay, which may be added to the worksurface of any freestanding desk for a \$2,225 upcharge to list price.



Cortina Leather Options


Caprone
Old English

Leather Inlay is limited to specific style and thickness of leather. Call Customer Service for more information. Visit jsifurniture.com for leather colors.


Wellington Product Information

Edge Shaping


Freestanding desks and storage units such as credenzas and overheads are shaped all sides. Run-Off desks, returns, and bridges use a combination of shaped sides and reverse shaped sides.



Shaped All Sides
Freestanding Desks
Storage Units



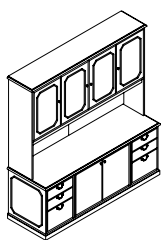
Shaped 3 Sides with Reverse Shape on Connecting End
Run-Off Desks and Returns



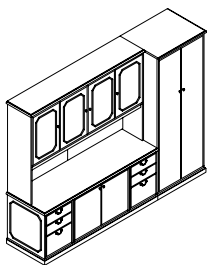
Shaped 2 Sides with Reverse Shape or Flat Cut on Connecting Ends
Bridges

Flat Cut Option

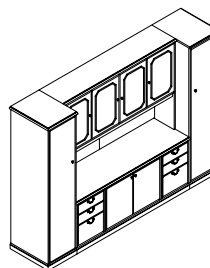
Storage units have the option to have the left, right or both sides flat cut to allow for flush alignment against other units. Handedness is determined when facing the front of the unit. See pricing pages for additional charges.



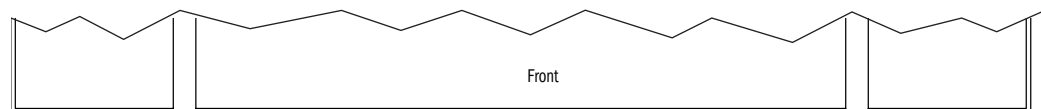
Shape Front and Both Side



Flat Cut



Flat Cut
(see details below)



Flat Cut Right (FER)

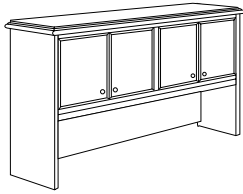
Flat Cut Both Sides (FEB)

Flat Cut Left (FEL)

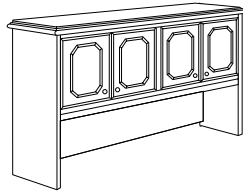
Wellington Product Information

Picture Frame Molding

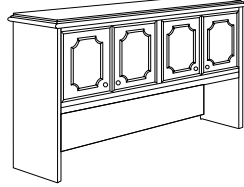
Door options for the BOS8069 overhead storage may be specified without molding (WOM), with Wellington molding (WLM), or with Westminster molding (WSM).



No Molding (WOM)
Standard



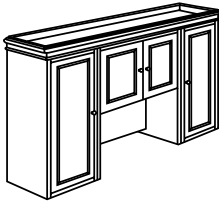
Wellington Molding (WLM)
Add \$408 to the list price



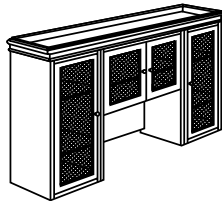
Westminster Molding (WSM)
Add \$408 to the list price

Door Styles

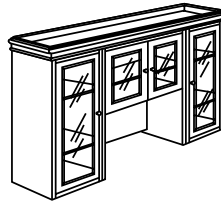
Door styles for overhead storage units are determined by the specific model number and include wood doors with inset detail, grilled doors, and beveled glass doors. Open storage units without doors are also available.



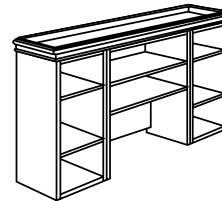
Wood Doors
with Inset Details



Grilled Doors



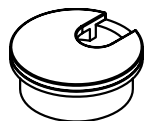
Clear Glass Doors
(not low iron)



Open Storage

Wellington Product Information

Worksurface Grommets



G3A - 2"
Antique Brass
G3R - 2"
Burnished Brass

Worksurface grommets can be specified on desk, bridges and credenzas. Grommet locations are indicated below with an (A) for left, (B) for center and (C) for left.

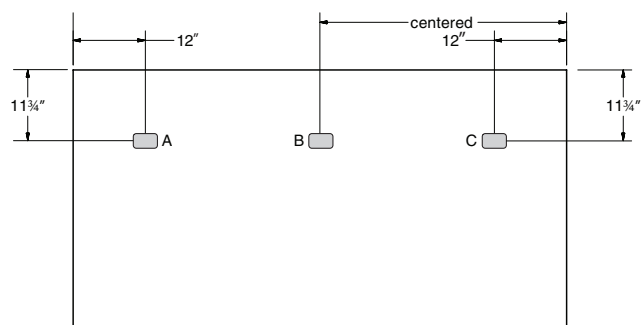
Add \$99 to the list for each additional grommet.

Grommet color must be specified, select Antique Brass or Burnished Brass choose one color for all grommets. If no color is selected, grommet color will coordinate with the pull color. Lock cores will coordinate with grommet color

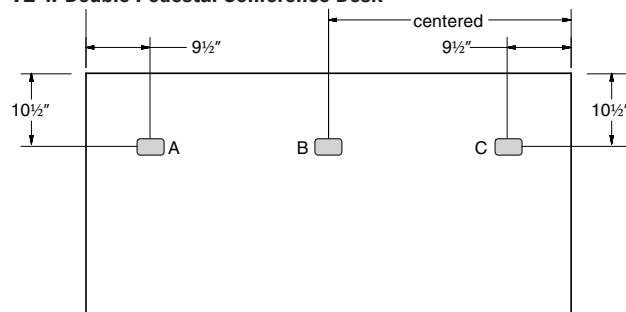
Antique Brass (G3A)

Burnished Brass (G3R)

82"w Double Pedestal Conference Desk



72"w Double Pedestal Conference Desk



Double Pedestal Desk with Dictation Slide

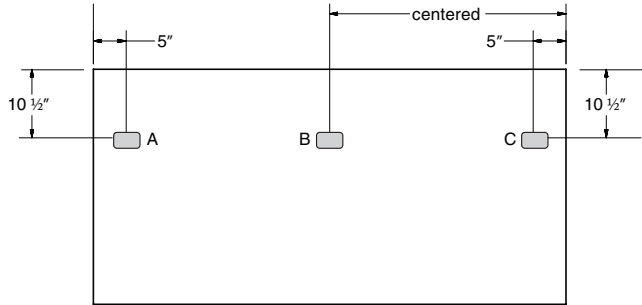


Note: Grommet not recommended over pedestal, contact Customer Service for other locations.

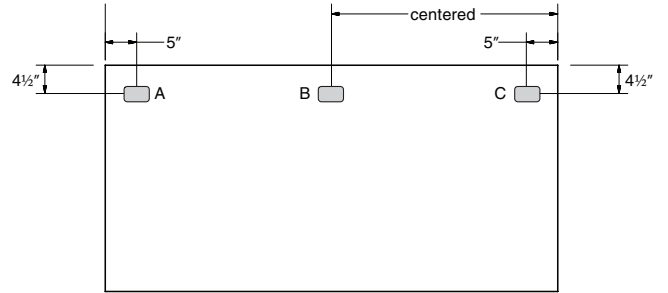
Wellington Product Information

Worksurface Grommets Continued

Single Pedestal Conference Desk

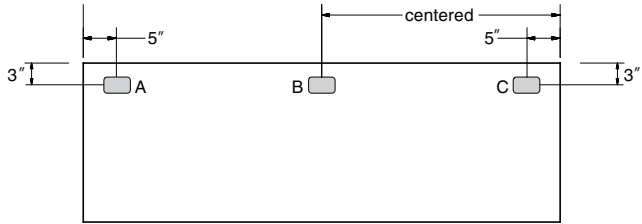


Single Pedestal Desk and Table Desk without Dictation Slides



Bridge Tops and Credenza Modular Storage Tops

Center (B) grommet is not available when unit has a center panel.



Note: Grommet not recommended over pedestal, contact Customer Service for other locations.

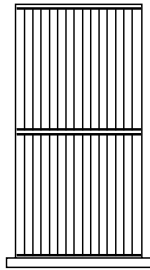
Wellington Product Information

Standard Filing Option

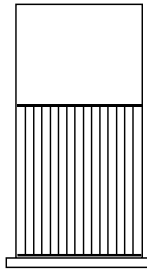
18" w Desk Pedestal

Drawer Size: 14 15/16" w x 22 3/4" d
Used on 36" x 66" desks

Drawer Size: 16 15/16" w x 26 3/4" d
Used on 82" w conference desks



Letter
Side to Side

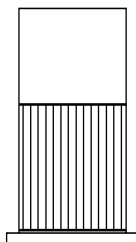


Legal
Side to Side

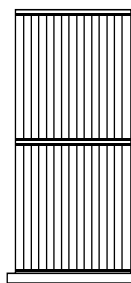
16" w Desk Pedestal

Drawer Size: 12 15/16" w x 22 3/4" d
Used on 30" deep desk

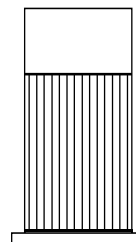
Drawer Size: 12 15/16" w x 26 3/4" d
Used on 82" w conference desks



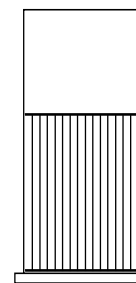
Letter
30" Deep Desk
Side to Side



Letter
36" Deep Desk
Side to Side



Legal
30" Deep Desk
Side to Side

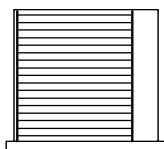


Legal
36" Deep Desk
Side to Side


20" w Return and Credenza Pedestal

Drawer Size: 16 15/16" w x 15 5/8" d
Used on credenza and 20" deep returns

Drawer Size: 16 15/16" w x 18 3/4" d
Used on 20" deep returns



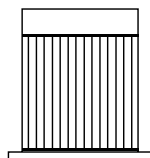
Letter
Front to Back




Legal
Front to Back

18" w Credenza Pedestal

Drawer Size: 13 9/16" w x 15 5/8" d
Used on open corner credenzas
and curved single pedestal desks



Letter
Side to Side




Legal
Side to Side


2-Drawer Lateral Files

Drawer Size: 26 11/16" w x 15 5/8" d
Used 30" wide lateral files

Drawer Size: 33 1/8" w x 16" d



Letter
Side to Side

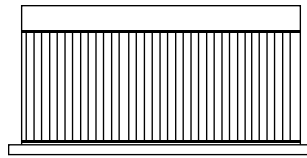


Legal
Side to Side


Wellington Product Information

3 and 4 Drawer Lateral Files

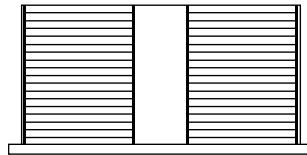
Drawer Size: 34 15/16" w x 16 3/4" d




Letter
Double Side to Side



Legal
Side to Side



Letter
Double Front to Back



Letter/Legal
Double Front to Back

Wellington Product Information

Finish and Product Reference Codes

Select Code

Veneer

Cherry	CH1
Walnut	WA1

Finish

Cherry Finishes

Barley	BRL
Brighton Medium	BRM
Bourbon Medium	BBM
Classic	CLA
Collectors	CLL
Earthy	EAR
Harvest	HRV
Legacy	LGC
Praline	PRL
Saffron	SAF

Walnut Finishes

Auburn	AUB
Espresso	ESP
Mocha	MCH
Night Owl	NTO
Sienna	SIE
Toffee	TOF
Truffle	TRF

Laminate Coordinates

Cherry Finishes

Collectors	CLL
Harvest	HRV
Praline	PRL

Walnut Finishes

Mocha	MCH
Night Owl	NTO
Sienna	SIE
Truffle	TRF

Select Code

Top Edge Profile

Federal

Hardware/Finish

Wellington

Antique Brass	ANB
Burnished Brass	BBR

Windsor

Antique Brass	ANB
Burnished Brass	BBR

Base/Feet

Standard (Baseboard)

Bracket Style Base *see page 147 price add-on*

Georgian Feet *see page 147 price add-on*

Trim

No Trim Molding	WOM <i>(desk & ovhd)</i>
Wellington Molding	WLM <i>(desk & ovhd)</i>
Westminster Molding	WSM <i>(desk & ovhd)</i>
Windsor Molding	WNM <i>(desk only)</i>

Top Grommet Finish

2" dia. Antique Brass	G3R
2" dia. Burnished Brass	G3A

Door Locks

Locks	LCY
Without Locks	LCN

Flat Cut

Left Flat	FEL
Right Flat	FER
Left and Right Flat	FEB
No Flat Cut	NFE

Overhead Cabinet Doors

Wood Panel in Wood Frame

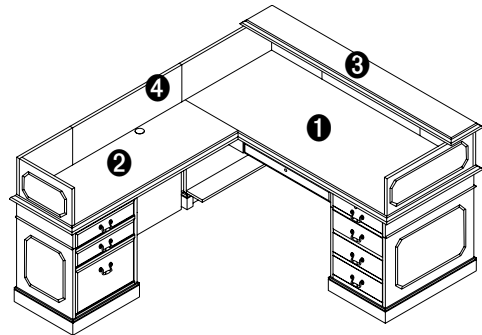
Grilled Mesh in Wood Frame

Clear Bevel Glass in Wood Frame

Wellington - Typical

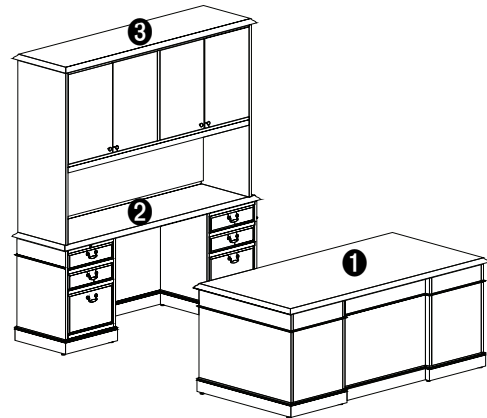
WE001

Model	Description	Qty	Price
1 SP8066R	66"w single pedestal desk, right (wellington molding)	1	\$6,970
2 ER8050L	return (wellington molding)	1	\$4,549
3 RG8066	desk reception gallery (wellington molding)	1	\$3,096
4 RG8050L	return reception gallery, left (wellington molding)	1	\$1,767
Typical List Price			\$16,382



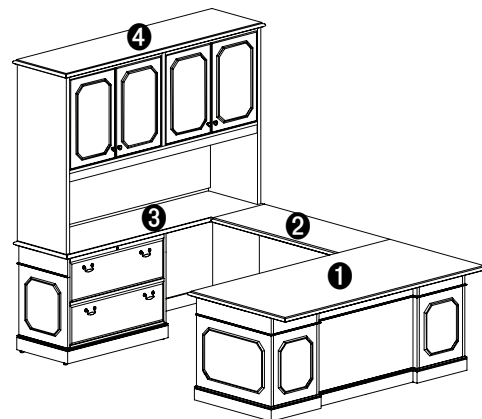
WE002

Model	Description	Qty	Price
1 F8072	72"w double pedestal desk	1	\$7,885
2 CR8071-KS	kneespace credenza	1	\$6,665
3 BOS8069	storage overhead cabinet with 4 doors, com	1	\$7,001
Typical List Price			\$21,985



WE003

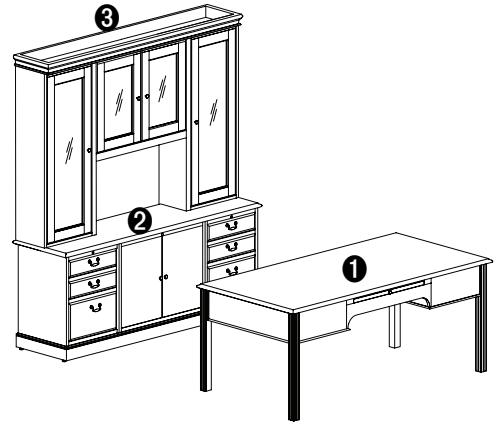
Model	Description	QTY	Price
1 SP8072R-36	72"w single pedestal desk, right (wellington molding)	1	\$7,877
2 EU8048	bridge with modesty panel	1	\$2,473
3 CR802FDL	open corner lateral file credenza, left (wellington molding)	1	\$5,816
4 BOS8069	storage overhead cabinet with 4 doors, com (wellington molding)	1	\$7,001
Typical List Price			\$23,167



Wellington - Typical

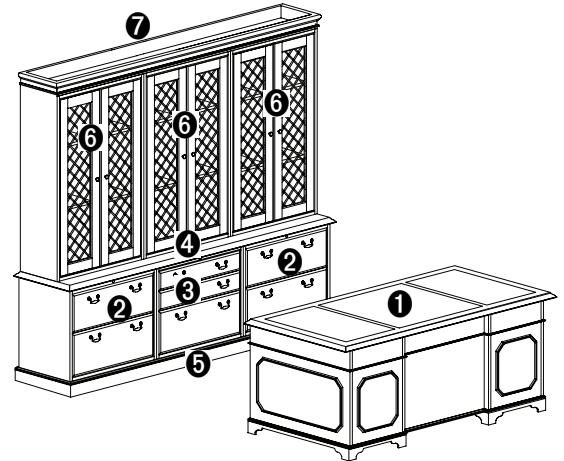
WE004

Model	Description	Qty	Price
1 TD8072	table desk	1	\$5,534
2 CR8071-HD	storage credenza	1	\$7,556
3 80HUGL72	storage overhead cabinet with tower and glass doors, com	1	\$7,043
Typical List Price			\$20,133

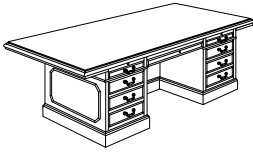


WE005

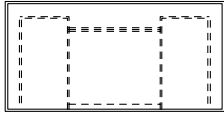
Model	Description	Qty	Price
1 CF8082	82" w double pedestal desk, leather in-lay with wellington molding and bracket bases	1	\$12,247
2 2FD8031NB	file/file pedestal without top and base	2	\$2,893
3 FD8031NB	box/box/file pedestal without top & base	1	\$2,893
4 TU8091	modular credenza top	1	\$1,317
5 BU8090	modular credenza base	1	\$1,131
6 HUDGR8047NB	storage tower with grilled doors	3	\$3,191
7 TU8088-14	modular storage top	1	\$1,219
Typical List Price			\$34,166



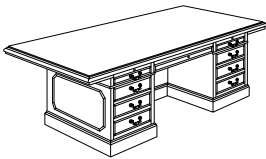
Description	D	W	H	CTN WT	CU FT	Model	Windsor (WNM)	Wellington (WLM)	Westminster (WSM)
82"w Double Pedestal Desk	43	82	29	450	69	CF8082	\$8,937	\$9,356	\$9,356



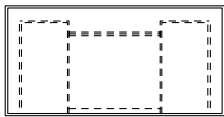
- top shaped all sides
- 18" w personal/file/box pedestal
- file drawer styled as two box drawers
- center drawer
- arm slide writing shelf
- central locking
- 3-piece leather inlay available, specify color and add \$2,225 list
- chassis size: 66" x 36"
- kneespace width: 30 1/4"
- kneespace height: 24 3/8"
- 7" overhang on approach side



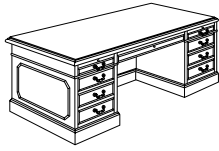
72"w Double Pedestal Desk	36	72	29	365	52	CF8072	\$7,690	\$8,108	\$8,108
---------------------------	----	----	----	-----	----	--------	---------	---------	---------



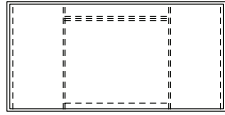
- top shaped all sides
- 16" w personal/file/box pedestal
- file drawer styled as two box drawers
- center drawer
- arm slide writing shelf
- central locking
- 3-piece leather inlay available, specify color and add \$2,225 list
- chassis size: 60" x 30"
- kneespace width: 26 1/4"
- kneespace height: 24 3/8"
- 6" overhang on approach side



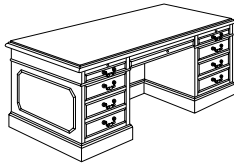
Description	D	W	H	CTN WT	CU FT	① Model	Windsor (WNM)	Wellington (WLM)	Westminster (WSM)
72" Double Pedestal Desk	36	72	29	444	52	F8072	\$8,319	\$8,736	\$8,736



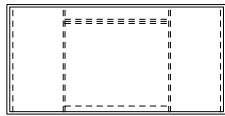
- top shaped all sides
- 20" w personal/file/box pedestal
- file drawer styled as two box drawers
- center drawer
- slide-out writing shelf, approach side
- arm slide writing shelf, user side
- central locking
- 3-piece leather inlay available, specify color and add \$2,225 list
- kneespace width: 30 1/4"
- kneespace height: 24 3/8"




66" Double Pedestal Desk	36	66	29	420	48	F8066	\$7,244	\$7,662	\$7,662
---------------------------------	----	----	----	-----	----	--------------	---------	---------	---------



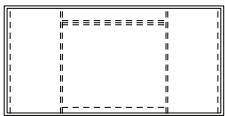
- top shaped all sides
- 18" w personal/file/box pedestal
- file drawer styled as two box drawers
- center drawer
- slide-out writing shelf, approach side
- arm slide writing shelf, user side
- central locking
- 3-piece leather inlay available, specify color and add \$2,225 list
- kneespace width: 28 1/4"
- kneespace height: 24 3/8"



60" Double Pedestal Desk	30	60	29	335	36	F8060-30	\$6,613	\$7,032	\$7,032
---------------------------------	----	----	----	-----	----	-----------------	---------	---------	---------



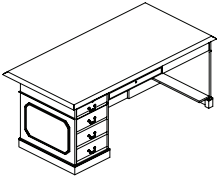
- top shaped all sides
- 16" w personal/file/box pedestal
- file drawer styled as two box drawers
- center drawer
- slide-out writing shelf, approach side
- arm slide writing shelf, user side
- central locking
- 3-piece leather inlay, specify color and add \$2,225 list
- kneespace width: 26 1/4"
- kneespace height: 24 3/8"



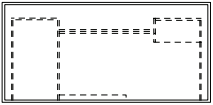
To Order, Specify:

- ① Model Number
- ② Wood Species - Cherry (CH1) or Walnut (WA1)
(see page 18)
- ③ Finish Color - (see page 18)
- ④ Molding - (see page 18)
- ⑤ Pull Selection & Color - (see page 18)
- ⑥ Base - (see page 11)
- ⑦ Product Modification - (see page 9)

Description	D	W	H	CTN WT	CU FT	Model	Windsor (WNM)	Wellington (WLM)	Westminster (WSM)
72"w Single Pedestal Desk	36	72	29	340	52	SP8072R-36	\$7,564	\$7,877	\$7,877
	36	72	29	340	52	SP8072L-36	\$7,564	\$7,877	\$7,877

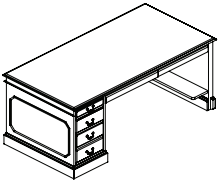


left shown



- top shaped all sides
- 16"w personal/file/box pedestal
- file drawer styled as two box drawers
- center drawer
- arm slide writing shelf
- central locking
- 3-piece leather inlay available, specify color and add \$2,225 list
- grommet available, specify and add \$99 list each; see page 14
- kneespace width: 52"
- kneespace height: 24 3/8"
- 6" overhang on approach side

72"w Single Pedestal Desk	36	72	29	340	52	SPF8072Rx36	\$7,748	\$8,165	\$8,165
	36	72	29	340	52	SPF8072Lx36	\$7,748	\$8,165	\$8,165

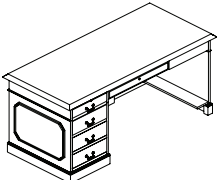


left shown

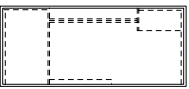


- top shaped all sides
- 16"w personal/file/box pedestal
- file drawer styled as two box drawers
- central locking
- arm slide writing shelf
- 3-piece leather inlay available, specify color and add \$2,225 list
- grommet available, specify and add \$99 list each; see page 14
- kneespace width: 52"
- kneespace height: 24 3/8"

66"w Single Pedestal Desk	30	66	29	307	40	SP8066R	\$6,553	\$6,970	\$6,970
	30	66	29	307	40	SP8066L	\$6,553	\$6,970	\$6,970

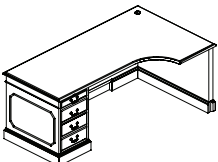


left shown

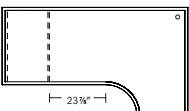


- top shaped all sides
- 16"w personal/file/box pedestal
- file drawer styled as two box drawers
- central locking
- arm slide writing shelf
- 3-piece leather inlay available, specify color and add \$2,225 list
- grommet available, specify and add \$99 list each; see page 14
- kneespace width: 46"
- kneespace height: 24 3/8"

Curved Single Pedestal Desk	42	72	29	325	58	SPCUR8072R	\$8,812	\$9,209	\$9,209
	42	72	29	325	58	SPCUR8072L	\$8,812	\$9,209	\$9,209

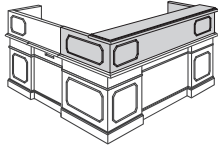


left shown



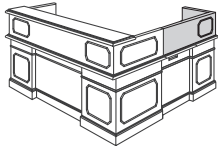
- use with 19 3/4" d bridge or return
- top shaped all sides
- 2" top grommet
- 16"w personal/file/box pedestal
- file drawer styled as two box drawers
- arm slide writing shelf
- pedestal front locking
- 3-piece leather inlay available, specify color and add \$2,225 list
- grommet available, specify and add \$99 list each; see page 14
- depth: 42/30"

Description	D	W	H	CTN WT	CU FT	① Model	Without Molding (WOM)	Wellington (WLM)	Westminster (WSM)
Desk Reception Gallery	36	72	11 ¼	75	21	RG8072-36	\$2,898	\$3,314	\$3,314
	30	66	11 ¼	65	16	RG8066	\$2,677	\$3,096	\$3,096



- use atop double and single pedestal desks
- transaction top shaped all sides
- transaction top depth: 10"

Return Reception Gallery	24	51	10	50	10	RG8050-24R	\$1,589	\$1,797	\$1,797
	24	51	10	50	10	RG8050-24L	\$1,589	\$1,797	\$1,797
	18	51	10	45	7	RG8050R	\$1,558	\$1,767	\$1,767
	18	51	10	45	7	RG8050L	\$1,558	\$1,767	\$1,767



left shown

- use atop return

To Order, Specify:

- ① Model Number
- ② Wood Species - Cherry (CH1) or Walnut (WA1)
(see page 18)
- ③ Finish Color - (see page 18)
- ④ Molding - (see page 18)
- ⑤ Pull Selection & Color - (see page 18)
- ⑥ Base - (see page 11)
- ⑦ Product Modification - (see page 9)

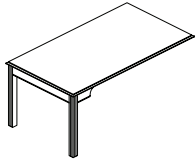
Description	D	W	H	CTN WT	CU FT	① Model	Windsor (WNM)	Wellington (WLM)	Westminster (WSM)
Run-Off Desk with Pedestal Support	36	66	29	262	48	PRR8066R	\$5,320	\$5,737	\$5,737
	36	66	29	262	48	PRR8066L	\$5,320	\$5,737	\$5,737
	36	60	29	251	44	PRR8060R	\$4,047	\$4,464	\$4,464
	36	60	29	251	44	PRR8060L	\$4,047	\$4,464	\$4,464



left shown

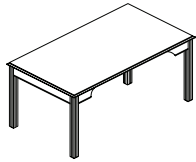
- top shaped three sides with reverse shape on connecting end
- 18" w personal/file/box pedestal
- file drawer styled as two box drawers
- arm slide writing shelf
- pedestal front locking
- 3-piece leather inlay available, specify color and add \$2,225 list
- grommet available, specify and add \$99 list each; see page 14
- modesty panel available, specify and add \$905 list

Description	D	W	H	CTN WT	CU FT	① Model	List Price
Run-Off Table Desk with Leg Support	36	66	29	95	13	LRR8066	\$2,730
	30	60	29	75	10	LRR8060	\$2,393
	30	54	29	70	9	LRR8054	\$2,202




- top shaped three sides with reverse shape on connecting end
- fluted legs

Table Desk	36	72	29	138	13	TD8072-36	\$3,318
------------	----	----	----	-----	----	-----------	---------



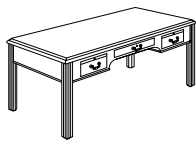
- top shaped all sides
- top long grain veneer direction
- fluted legs
- 3-piece leather inlay available, specify color and add \$2,225 list
- shipped KD
- kneespace height: 28 ¾"h

Work Table	36	72	29	150	18	T8072-36	\$4,173
	30	60	29	109	12	T8060-30	\$2,525



- top shaped all sides
- top long grain veneer direction
- two drawers
- fluted legs
- 3-piece leather inlay available, specify color and add \$2,225 list
- shipped KD
- kneespace height: 23 ⅝"h

Table Desk	36	72	30 ¼	259	25	TD8072	\$5,534
------------	----	----	------	-----	----	--------	---------




- top shaped all sides
- top long grain veneer direction
- cut-away front
- slide-out writing shelf, approach side
- 3-piece leather inlay available, specify color and add \$2,225 list
- shipped KD
- kneespace height:
 - floor-center drawer: 24 ¼"h
 - floor-outer drawer: 20 ½"h

To Order, Specify:

- ① Model Number
- ② Wood Species - Cherry (CH1) or Walnut (WA1)
(see page 18)
- ③ Finish Color - (see page 18)
- ④ Molding - (see page 18)
- ⑤ Pull Selection & Color - (see page 18)
- ⑥ Product Modification - (see page 9)

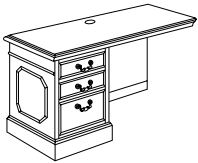
Description	D	W	H	CTN WT	CU FT	① Model	Windsor (WNM)	Wellington (WLM)	Westminster (WSM)
25 3/4" d Return	25 3/4	51 3/4	29	165	22	ER8050R-24	\$4,597	\$4,805	\$4,805
	25 3/4	51 3/4	29	165	22	ER8050L-24	\$4,597	\$4,805	\$4,805



left shown

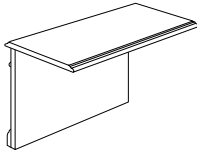
- use with 72" w or 66" w desk
- top shaped three sides
- reverse shape connecting end
- 20" w box/box/file pedestal
- pedestal front locking
- 2" top grommet
- 1 7/8" x 3 7/8" modesty grommet, top center
- kneespace width: 29 1/2"
- kneespace height: 27 7/8"

19 3/4" d Return	19 3/4	51 3/4	29	159	20	ER8050R	\$4,340	\$4,549	\$4,549
	19 3/4	51 3/4	29	159	20	ER8050L	\$4,340	\$4,549	\$4,549

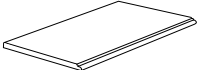


left shown

- use with 72" w or 66" w desk or SPCUR8072L or R
- top shaped three sides
- reverse shape connecting end
- 20" w box/box/file pedestal
- pedestal front locking
- 2" top grommet
- 1 7/8" x 3 7/8" modesty grommet, top center
- kneespace width: 29 1/2"
- kneespace height: 27 7/8"

Description	D	W	H	CTN WT	CU FT	① Model	List Price
Bridge with Modesty Panel 	24	48	29	110	6	EU8048-24	\$2,576
	19 3/4	48	29	92	6	EU8048	\$2,473
	19 3/4	36	29	85	5	EU8036	\$2,153

- shaped two sides
- reverse shaped connecting ends
- top short grain veneer direction
- 1 7/8" x 3 7/8" grommet top center of modesty panel

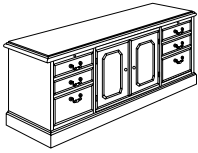
Bridge Top 	24	48	1 1/4	50	2	EUT8048-24	\$1,366
	19 3/4	48	1 1/4	41	2	EUT8048	\$1,313
	19 3/4	36	1 1/4	38	2	EUT8036	\$1,142

- shaped two sides
- reverse shaped connecting ends

To Order, Specify:

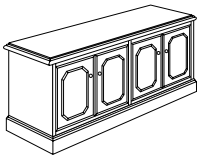
- ① Model Number
- ② Wood Species - Cherry (CH1) or Walnut (WA1)
(see page 18)
- ③ Finish Color - (see page 18)
- ④ Molding - (see page 18)
- ⑤ Pull Selection & Color - (see page 18)
- ⑥ Product Modification - (see page 9)

Description	D	W	H	CTN WT	CU FT	① Model	Without Molding (WOM)	Wellington (WLM)	Westminster (WSM)
Storage Credenza	19 3/4	71	29	334	30	CR8071-HD	\$7,556	\$7,753	\$7,753
	19 3/4	66	29	304	27	CR8066-HD	\$6,738	\$6,981	\$6,981



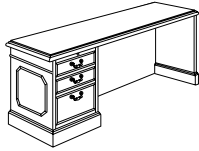
- top shaped all sides
- 20" w box/box/file pedestals
- pedestal front and hinge doors locking
- hinged door compartment with adjustable shelf
- no ventilation for electronic storage
- flat cut for connection left or right end, specify and add \$623 list and indicate right or left end
- flat cut for connection on both ends available, specify and add \$953 list

Hinged Door Storage Credenza	19 3/4	60 1/2	29	246	25	CR8061-HD	\$6,152	\$6,570	\$6,570
------------------------------	--------	--------	----	-----	----	-----------	---------	---------	---------



- top shaped all sides
- adjustable shelves
- hinged doors front locking
- no ventilation for electronic storage
- flat cut for connection left or right end, specify and add \$623 list and indicate right or left end
- flat cut for connection on both ends available, specify and add \$953 list
- inside dimensions: 16 1/2" d x 27 3/4" w x 22 3/8" h

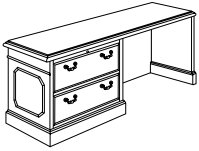
Description	D	W	H	CTN WT	CU FT	① Model	Windsor (WNM)	Wellington (WLM)	Westminster (WSM)
Open Corner Credenza	19 3/4	71	29	299	30	CR8071FR	\$5,338	\$5,533	\$5,533
	19 3/4	71	29	299	30	CR8071FL	\$5,338	\$5,533	\$5,533



left shown

- top shaped all sides
- 20" w box/box/file pedestals
- pedestal front locking
- 1 7/8" x 3 7/8" grommet top center of back panel
- grommet available, specify and add \$99 list each; see page 14
- flat cut for connection left or right end, specify and add \$623 list and indicate right or left end
- flat cut for connection on both ends available, specify and add \$953 list
- kneespace height: 27 5/8"
- kneespace width: 51 1/2"

Open Corner Lateral File Credenza	19 3/4	71	29	302	30	CR802FDR	\$5,620	\$5,816	\$5,816
	19 3/4	71	29	302	30	CR802FDL	\$5,620	\$5,816	\$5,816




left shown

- top shaped all sides
- 30" w lateral files
- pedestal front locking
- 1 7/8" x 3 7/8" grommet top center of back panel
- flat cut for connection left or right end, specify and add \$623 list and indicate right or left end
- flat cut for connection on both ends available, specify and add \$953 list
- kneespace height: 27 5/8"
- kneespace width: 36 7/8"

To Order, Specify:


- ① Model Number
- ② Wood Species - Cherry (CH1) or Walnut (WA1)
(see page 18)
- ③ Finish Color - (see page 18)
- ④ Molding - (see page 18)
- ⑤ Pull Selection & Color - (see page 18)
- ⑥ Base - (see page 11)
- ⑦ Product Modification - (see page 9)

Description	D	W	H	CTN WT	CU FT	① Model	List Price
Lateral File Credenza	19 3/4	71	29	421	29	CR8071-4FD	\$7,806
	19 3/4	60 1/2	29	284	25	CR8061-4FD	\$7,219



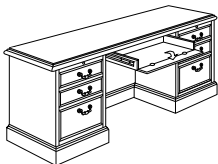
- top shaped all sides
- pedestal front locking
- flat cut for connection left or right end, specify and add \$623 list and indicate right or left end
- flat cut for connection on both ends available, specify and add \$953 list
- CR8071-4FD four lateral files, 36"w
- CR8061-4FD four lateral files, 30"w

Kneespace Credenza	19 3/4	71	29	240	30	CR8071-KS	\$6,665
	19 3/4	66	29	212	27	CR8066-KS	\$5,868



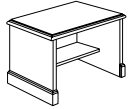
- top shaped all sides
- 20"w box/box/file pedestal
- pedestal front locking
- 1 7/8" x 3 7/8" grommet top center of modesty panel
- flat cut for connection left or right end, specify and add \$623 list and indicate right or left end
- flat cut for connection on both ends available, specify and add \$953 list
- CR8071-KS kneespace width: 29 5/8"
- CR8066-KS kneespace width: 24 5/8"

Kneespace Credenza with Center Drawer	19 3/4	71	29	263	30	CR8071-KBT	\$7,223
	19 3/4	66	29	235	27	CR8066-KBT	\$6,420



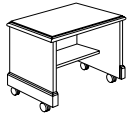
- top shaped all sides
- flip front drawer
- 20"w box/box/file pedestals
- pedestals front locking
- 1 7/8" x 3 7/8" grommet top center of modesty panel
- flat cut for connection left or right end, specify and add \$623 list and indicate right or left end
- flat cut for connection on both ends available, specify and add \$953 list
- CR8071-KBT kneespace width: 29 5/8"
- CR8066-KBT kneespace width: 24 5/8"

Description	D	W	H	CTN WT	CU FT	① Model	List Price
Computer/Printer Stand	23 ¼	38 ¾	29	131	22	CRT8038FS	\$2,887



- top shaped all sides
- fixed inside shelf
- access slot across top of back
- kneespace width: 34 ⅝"
- kneespace height: 25 ¼"

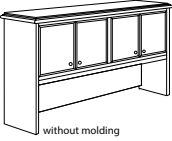
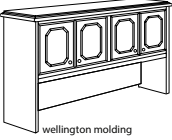
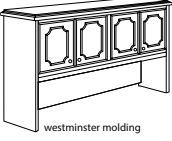
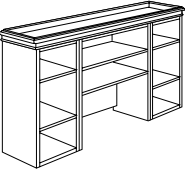
Mobile Computer/Printer Stand	23 ¼	38 ¾	29	131	22	CRT8038FSM	\$3,205
-------------------------------	------	------	----	-----	----	------------	---------

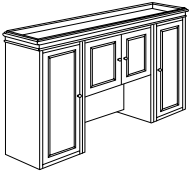


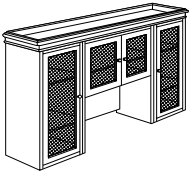
- top shaped all sides
- fixed inside shelf
- access slot across top of back
- casters: front two are locking
- kneespace width: 34 ⅝"
- kneespace height: 25 ¼"


To Order, Specify:

- ① Model Number
- ② Wood Species - Cherry (CH1) or Walnut (WA1)
(see page 18)
- ③ Finish Color - (see page 18)
- ④ Pull Selection & Color - (see page 18)
- ⑤ Base - (see page 11)
- ⑥ Product Modification - (see page 9)

Description	D	W	H	CTN WT	CU FT	① Model	List Price No Tackboard	List Price With Tackboard
Storage Overhead Cabinet with 4 Doors  without molding  wellington molding  westminster molding	19 ¾	71	48 ¼	235	38	BOS8069	\$5,749	COM \$6,593 A \$6,615 B \$6,655 C \$6,727 D \$6,821 E \$6,914 F \$7,057 G \$7,212 H \$7,379 I \$7,636 J \$7,946
<ul style="list-style-type: none"> • top shaped all sides • one adjustable shelf per compartment • 1" wire access slot across the bottom of back panel • task lights available, see pages 72-73 • wellington or westminster molding available, specify and add \$408 list • locking doors available, specify and add \$246 list • flat cut for connection left or right end, specify and add \$623 list and indicate right or left end • flat cut for connection on both ends available, specify and add \$953 list • compartment height: 24" • compartment depth: 16 ¼" • worksurface to valance rail: 19" • com ydg: 1 ¾ 								
Open Storage Overhead Cabinet with Towers 	13	71	50	195	36	80HU72	\$4,856	COM \$5,684 A \$5,695 B \$5,719 C \$5,761 D \$5,814 E \$5,866 F \$5,949 G \$6,039 H \$6,132 I \$6,280 J \$6,455
<ul style="list-style-type: none"> • top shaped three sides, back side flat • adjustable shelves • 1" wire access slot across bottom of back panel • task lights available, see pages 72-73 • glass shelves, specify and add \$444 • worksurface to valance rail: 19 ¼" • com ydg: 1 								

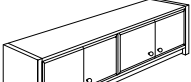
Description	D	W	H	CTN WT	CU FT	① Model	List Price No Tackboard	List Price With Tackboard
Storage Overhead Cabinet with Tower and Wood Doors  <ul style="list-style-type: none"> · top shaped three sides, back side flat · adjustable shelves · 1" wire access slot across bottom of back panel · task lights available, see pages 72-73 · locking doors available, specify and add \$369 list · worksurface to valance rail: 19 1/4" · com ydg: 1 	13	71	50	210	36	80HUWD72	\$5,850	COM \$6,679 A \$6,690 B \$6,713 C \$6,755 D \$6,809 E \$6,861 F \$6,945 G \$7,033 H \$7,128 I \$7,274 J \$7,451

Storage Overhead Cabinet with Tower and Grilled Doors  <ul style="list-style-type: none"> · top shaped three sides, back side flat · adjustable shelves · 1" wire access slot across bottom of back panel · task lights available, see pages 72-73 · glass shelves, specify and add \$444 · locking doors available, specify and add \$369 list · worksurface to valance rail: 19 1/4" · com ydg: 1 	13	71	50	210	36	80HUGR72	\$6,214	COM \$7,043 A \$7,054 B \$7,077 C \$7,118 D \$7,172 E \$7,226 F \$7,308 G \$7,395 H \$7,491 I \$7,640 J \$7,815
------------------------------------------------------------------------------------------------------------------------------------------------------------------------------------------------------------------------------------------------------------------------------------------------------------------------------------------------------------------------------------------------------------------------------------------------------------------------------------------------------------------------------------------------------------------------------	----	----	----	-----	----	-----------------	----------------	------------------------------------------------------------------------------------------------------------------------------------------------------

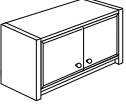
Storage Overhead Cabinet with Tower and Glass Doors  <ul style="list-style-type: none"> · top shaped three sides, back side flat · adjustable shelves · 1" wire access slot across bottom of back panel · task lights available, see pages 72-73 · glass shelves, specify and add \$444 · locking doors available, specify and add \$369 list · worksurface to valance rail: 19 1/4" · com ydg: 1 	13	71	50	210	36	80HUGL72	\$6,214	COM \$7,043 A \$7,054 B \$7,077 C \$7,118 D \$7,172 E \$7,226 F \$7,308 G \$7,395 H \$7,491 I \$7,640 J \$7,815
------------------------------------------------------------------------------------------------------------------------------------------------------------------------------------------------------------------------------------------------------------------------------------------------------------------------------------------------------------------------------------------------------------------------------------------------------------------------------------------------------------------------------------------------------------------------------	----	----	----	-----	----	-----------------	----------------	------------------------------------------------------------------------------------------------------------------------------------------------------

To Order, Specify:

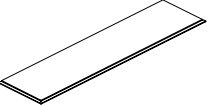
- ① Model Number
- ② Wood Species - Cherry (CH1) or Walnut (WA1)
(see page 18)
- ③ Finish Color - (see page 18)
- ④ Fabric - vendor, pattern, color
- ⑤ Pull Selection & Color - (see page 18)
- ⑥ Product Modification - (see page 9)

Description	D	W	H	CTN WT	CU FT	① Model	List Price
Wall Mount Overhead with 4 Doors 	15	88 $\frac{7}{8}$	17 $\frac{1}{4}$	143	18	WE4BBW1-1589	\$3,529
	15	69 $\frac{7}{8}$	17 $\frac{1}{4}$	110	14	WE4BBW1-1569	\$2,806
	15	64 $\frac{3}{8}$	17 $\frac{1}{4}$	104	13	WE4BBW1-1565	\$2,755
	15	59 $\frac{1}{4}$	17 $\frac{1}{4}$	100	12	WE4BBW1-1560	\$2,640

- without top
- mounting brackets included
- valance rail
- wire management grommet in back panel
- locking doors available, specify and add \$246 list
- -1569 use with 71" units
- -1565 use with 66" units
- -1560 use with 61" units

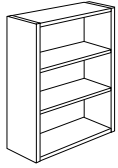
Wall Mount Overhead with 2 Doors 	15	34 $\frac{3}{8}$	17 $\frac{1}{4}$	58	6	WE4BBW1-1535	\$2,377
	15	29 $\frac{5}{8}$	17 $\frac{1}{4}$	51	6	WE4BBW1-1530	\$2,304

- without top
- mounting brackets included
- valance rail
- wire management grommet in back panel
- locking doors available, specify and add \$123 list
- -1535 use with 36" units

Wall Mount Storage Top 	15 $\frac{7}{8}$	120 $\frac{1}{8}$	1 $\frac{1}{8}$	69	5	WE70TU1-16120	\$2,009
	15 $\frac{7}{8}$	90 $\frac{1}{2}$	1 $\frac{1}{8}$	52	4	WE70TU1-1691	\$1,218
	15 $\frac{7}{8}$	70 $\frac{1}{4}$	1 $\frac{1}{8}$	40	3	WE70TU1-1670	\$1,131
	15 $\frac{7}{8}$	66	1 $\frac{1}{8}$	38	3	WE70TU1-1666	\$945
	15 $\frac{7}{8}$	60 $\frac{7}{8}$	1 $\frac{1}{8}$	35	3	WE70TU1-1661	\$804
	15 $\frac{7}{8}$	36 $\frac{1}{4}$	1 $\frac{1}{8}$	21	2	WE70TU1-1636	\$697
	15 $\frac{7}{8}$	31 $\frac{1}{4}$	1 $\frac{1}{8}$	18	1	WE70TU1-1631	\$496


- shaped three sides
- flat cut for connection left or right end, specify and add \$623 list and indicate right or left end
- flat cut for connection on both ends available, specify and add \$953 list

Description	D	W	H	CTN WT	CU FT	❶ Model	List Price
Open Storage Tower	13	29 5/8	47	83	16	HU8047NB	\$2,113



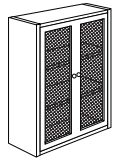
- two adjustable shelves
- glass shelves, specify and add \$281

Storage Tower with Wood Doors	13	29 5/8	47	95	16	HUWD8047NB	\$3,018
-------------------------------	----	--------	----	----	----	------------	---------



- two adjustable shelves
- locking doors available, specify and add \$123 list

Storage Tower with Grilled Doors	13	29 5/8	47	95	16	HUDGR8047NB	\$3,191
----------------------------------	----	--------	----	----	----	-------------	---------



- two adjustable shelves
- glass shelves, specify and add \$281
- locking doors available, specify and add \$123 list

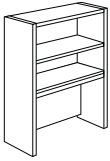
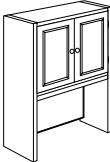


Storage Tower with Glass Doors	13	29 5/8	47	95	16	HUDGL8047NB	\$3,191
--------------------------------	----	--------	----	----	----	-------------	---------



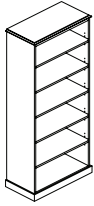
- two adjustable shelves
- glass shelves, specify and add \$281
- locking doors available, specify and add \$123 list

To Order, Specify:

- ❶ Model Number
- ❷ Wood Species - Cherry (CH1) or Walnut (WA1)
(see page 18)
- ❸ Finish Color - (see page 18)
- ❹ Pull Selection & Color - (see page 18)
- ❺ Product Modification - (see page 9)

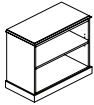
Description	D	W	H	CTN WT	CU FT	Model	List Price No Tackboard	List Price With Tackboard
Open Bookcase Storage Tower  <ul style="list-style-type: none"> · upper shelf adjustable · lower shelf fixed · 1" wire access slot across bottom of back panel · task lights available, see pages 72-73 · glass shelves, specify and add \$147 · worksurface to valance rail: 19 1/4" · com ydg: 1 	13	29 5/8	47	78	16	HU8023NB	\$2,722	COM \$3,548 A \$3,561 B \$3,585 C \$3,628 D \$3,679 E \$3,733 F \$3,814 G \$3,903 H \$3,998 I \$4,147 J \$4,323
Storage Tower with Wood Doors  <ul style="list-style-type: none"> · one adjustable shelf · 1" wire access slot across bottom of back panel · task lights available, see pages 72-73 · locking doors available, specify and add \$123 list · worksurface to valance rail: 19 1/4" · com ydg: 1 	13	29 5/8	47	90	16	HUWD8023NB	\$3,591	COM \$4,418 A \$4,431 B \$4,453 C \$4,496 D \$4,549 E \$4,602 F \$4,684 G \$4,773 H \$4,866 I \$5,015 J \$5,190
Storage Tower with Grilled Doors  <ul style="list-style-type: none"> · one adjustable shelf · 1" wire access slot across bottom of back panel · task lights available, see pages 72-73 · glass shelves, specify and add \$147 · locking doors available, specify and add \$123 list · worksurface to valance rail: 19 1/4" · com ydg: 1 	13	29 5/8	47	90	16	HUDGR8023NB	\$3,772	COM \$4,601 A \$4,612 B \$4,636 C \$4,677 D \$4,731 E \$4,784 F \$4,866 G \$4,957 H \$5,050 I \$5,197 J \$5,373
Storage Tower with Beveled Glass Doors  <ul style="list-style-type: none"> · one adjustable shelf · 1" wire access slot across bottom of back panel · task lights available, see pages 72-73 · glass shelves, specify and add \$147 · locking doors available, specify and add \$123 list · worksurface to valance rail: 19 1/4" · com ydg: 1 	13	29 5/8	47	90	16	HUDGL8023NB	\$3,772	COM \$4,601 A \$4,612 B \$4,636 C \$4,677 D \$4,731 E \$4,784 F \$4,866 G \$4,957 H \$5,050 I \$5,197 J \$5,373

Description	D	W	H	CTN WT	CU FT	① Model	List Price
77 ¼"h Bookcase	15 ⅞	37 ⅞	77 ¼	237	30	WE60BK1-3877	\$3,566



- top and base shaped three sides
- finished, inset back panel
- five adjustable shelves
- properly secure to prevent tipping (hardware not included)
- WEOHDS1-3501 (heavy duty shelf) specify and add \$147 list each
- flat cut for connection left or right end, specify and add \$623 list and indicate right or left end
- flat cut for connection on both ends available, specify and add \$953 list
- unfinished back panel, specify and deduct \$139 list

29"h Bookcase	15 ⅞	37 ⅞	29	110	12	WE60BK1-3829	\$2,071
---------------	------	------	----	-----	----	--------------	---------

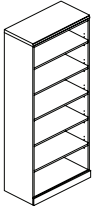


- top and base shaped three sides
- finished, inset back panel
- adjustable shelf
- properly secure to prevent tipping (hardware not included)
- WEOHDS1-3501 (heavy duty shelf) specify and add \$147 list each
- flat cut for connection left or right end, specify and add \$623 list and indicate right or left end
- flat cut for connection on both ends available, specify and add \$953 list
- unfinished back panel, specify and deduct \$72 list

To Order, Specify:

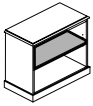
- ① Model Number
- ② Wood Species - Cherry (CH1) or Walnut (WA1)
(see page 18)
- ③ Finish Color - (see page 18)
- ④ Pull Selection & Color - (see page 18)
- ⑤ Fabric - vendor, pattern, color
- ⑥ Product Modification - (see page 9)

Description	D	W	H	CTN WT	CU FT	① Model	List Price
Open Bookcase with Shaped Front Top	15 7/8	36	84 3/8	240	26	WE60BK8-3684	\$3,421
	15 7/8	36	72 3/8	224	23	WE60BK8-3672	\$3,112
	15 7/8	36	60 3/8	190	19	WE60BK8-3660	\$2,721
	15 7/8	36	48 3/8	139	15	WE60BK8-3648	\$2,260
	15 7/8	36	36 3/8	120	12	WE60BK8-3636	\$2,000
	15 7/8	36	30 3/8	110	10	WE60BK8-3630	\$1,758

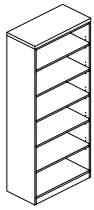


- top and base shaped front only
- properly secure to prevent tipping (hardware not included)
- WE0HDS1-3501 (heavy duty shelf) specify and add \$147 list each
- finished back panel, specify and add \$432 list
- -3684: six adjustable shelves
- -3672: five adjustable shelves
- -3660: four adjustable shelves
- -3648: three adjustable shelves
- -3636: two adjustable shelves
- -3630: one adjustable shelf

Heavy Duty Shelf	14	34 1/2	1	15	1	WE0HDS1-3501	\$233
------------------	----	--------	---	----	---	--------------	-------

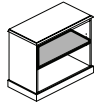


- use with WE60BK1- or WE60BK8-

Description	D	W	H	CTN WT	CU FT	① Model	List Price
	14 3/8	36	84	143	31	GP60BK1-3684	\$2,603
	14 3/8	36	72	130	27	GP60BK1-3672	\$2,376
	14 3/8	36	60	104	23	GP60BK1-3660	\$2,064
	14 3/8	36	48	130	20	GP60BK1-3648	\$1,717
	14 3/8	36	36	96	14	GP60BK1-3636	\$1,440
	14 3/8	36	30	61	12	GP60BK1-3630	\$1,265

- flat rimmed top
- finished, inset back panel
- properly secure to prevent tipping (hardware not included)
- GPOHDS1-3501 (heavy duty shelf) specify and add \$147 list each
- unfinished, inset back panel, -3684, -3672, -3660 specify and deduct \$139 list
- unfinished, inset back panel, -3648, -3636, -3630, specify and deduct \$72 list
- -3684: six adjustable shelves
- -3672: five adjustable shelves
- -3660: four adjustable shelves
- -3648: three adjustable shelves
- -3636: two adjustable shelves
- -3630: one adjustable shelf


Heavy Duty Shelf	13 1/4	34 1/2	1	15	1	GPOHDS1-3501	\$236
------------------	--------	--------	---	----	---	--------------	-------



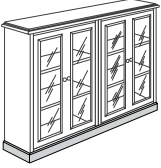
- use with GP60BK1-

To Order, Specify:

- ① Model Number
- ② Wood Species - Cherry (CH1) or Walnut (WA1)
(see page 18)
- ③ Finish Color - (see page 18)
- ④ Product Modification - (see page 9)

Description	D	W	H	CTN WT	CU FT	① Model	List Price
	13 7/8	120	1 1/4	60	4	TU80118-14	\$2,039
	13 7/8	90 1/2	1 1/4	56	3	TU8088-14	\$1,219
	13 3/4	59 1/2	1 1/4	28	2	TU8059-14	\$793
	13 3/4	30 1/2	1 1/4	15	1	TU8029-14	\$482

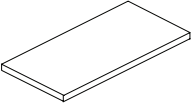
- shaped three sides, back side flat
- flat cut for connection left or right end, specify and add \$623 list and indicate right or left end
- flat cut for connection on both ends available, specify and add \$953 list
- TU80118-14: use with four bookcases
- TU8088-14: use with three bookcases
- TU8059-14: use with two bookcases
- TU8029-14: use with one bookcase

	13 3/4	90	4 3/8	34	9	BU8088-14	\$990
	13 3/4	59 1/2	4 3/4	17	4	BU8059-14	\$750
	13 3/4	30 1/2	4 3/4	10	2	BU8030-14	\$493

- shaped three sides, back side flat
- flat cut for connection left or right end, specify and add \$623 list and indicate right or left end
- flat cut for connection on both ends available, specify and add \$953 list
- BU8088-14: use with three bookcases
- BU8059-14: use with two bookcases
- BU8030-14: use with one bookcase

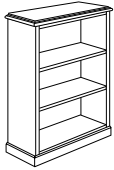
	13	118	3	25	5	HT80120	\$1,522
	13	88	3	20	4	HT8091	\$1,117
	13	59	3	13	3	HT8061	\$753
	13	30	3	9	2	HT8031	\$505

- shaped three sides, back side flat
- HT80120: use with four bookcases
- HT8091: use with two or three bookcases
- HT8061: use with two bookcases
- HT8031: use with one bookcase

	13	29 5/8	7/8	10	1	HFP8029	\$428
------------------------------------------------------------------------------------	----	--------	-----	----	---	---------	-------

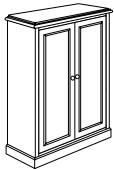
- use with HT8091 and two bookcases

Description	D	W	H	CTN WT	CU FT	① Model	List Price
Open Storage Cabinet	13 ⁷ / ₈	31 ³ / ₈	53	108	19	BC80-1	\$2,989




- top and base shaped three sides, back side flat
- two adjustable shelves
- glass shelves, specify and add \$281

Storage Cabinet with Wood Doors	13 ⁷ / ₈	31 ³ / ₈	53	118	19	BCWD80-1	\$3,992
----------------------------------------	--------------------------------	--------------------------------	----	-----	----	-----------------	----------------




- top and base shaped three sides, back side flat
- two adjustable shelves
- locking doors available, specify and add \$123 list

Storage Cabinet with Grilled Doors	13 ⁷ / ₈	31 ³ / ₈	53	115	19	BCGR80-1	\$4,162
-------------------------------------------	--------------------------------	--------------------------------	----	-----	----	-----------------	----------------



- top and base shaped three sides, back side flat
- two adjustable shelves
- glass shelves, specify and add \$281
- locking doors available, specify and add \$123 list

Storage Cabinet with Glass Doors	13 ⁷ / ₈	31 ³ / ₈	53	143	19	BCGL80-1	\$4,162
-----------------------------------------	--------------------------------	--------------------------------	----	-----	----	-----------------	----------------




- top and base shaped three sides, back side flat
- two adjustable shelves
- glass shelves, specify and add \$281
- locking doors available, specify and add \$123 list

To Order, Specify:

- ① Model Number
- ② Wood Species - Cherry (CH1) or Walnut (WA1)
(see page 18)
- ③ Finish Color - (see page 18)

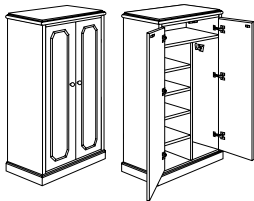
Description	D	W	H	CTN WT	CU FT	① Model	Without Molding (WOM)	Wellington (WLM)	Westminster (WSM)
-------------	---	---	---	-----------	----------	---------	--------------------------	---------------------	----------------------

**Storage Cabinet -
File/File Lateral**



- | | | | | | | | | |
|--------|----|--------|-----|----|--------------------|---------|---------|---------|
| 19 3/4 | 30 | 77 1/4 | 310 | 29 | WD8030S-2FS | \$8,227 | \$8,434 | \$8,434 |
|--------|----|--------|-----|----|--------------------|---------|---------|---------|
- top shaped all sides
 - three adjustable shelves
 - pedestal front locking
 - locking doors available, specify and add \$123 list
 - flat cut for connection left or right end, specify and add \$623 list and indicate right or left end
 - flat cut for connection on both ends available, specify and add \$953 list

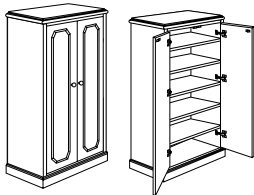
Storage Wardrobe Cabinet



19 3/4	30	77 1/4	285	29	WD8030BC	\$8,107	\$8,317	\$8,317
--------	----	--------	-----	----	-----------------	---------	---------	---------

- top shaped all sides
- top shelf fixed
- four adjustable shelves on left
- coat storage on right
- locking doors available, specify and add \$123 list
- flat cut for connection left or right end, specify and add \$623 list and indicate right or left end
- flat cut for connection on both ends available, specify and add \$953 list

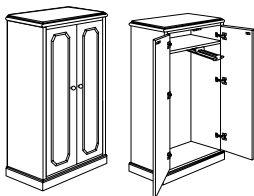
Storage Cabinet



19 3/4	30	77 1/4	260	29	WD8030S	\$7,936	\$8,144	\$8,144
--------	----	--------	-----	----	----------------	---------	---------	---------

- top shaped all sides
- one fixed shelf
- four adjustable shelves
- locking doors available, specify and add \$123 list
- flat cut for connection left or right end, specify and add \$623 list and indicate right or left end
- flat cut for connection on both ends available, specify and add \$953 list

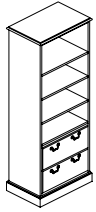
Wardrobe Cabinet



19 3/4	30	77 1/4	225	29	WD8030	\$7,334	\$7,543	\$7,543
--------	----	--------	-----	----	---------------	---------	---------	---------

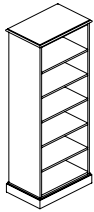
- top shaped all sides
- one fixed shelf and pull-out hanger
- locking doors available, specify and add \$123 list
- flat cut for connection left or right end, specify and add \$623 list and indicate right or left end
- flat cut for connection on both ends available, specify and add \$953 list

Description	D	W	H	CTN WT	CU FT	① Model	List Price
Open Storage Cabinet - File/File Lateral	19 ¾	30	77 ¼	292	29	WD8030S-2FS-ND	\$7,313



- top shaped all sides
- three adjustable shelves
- pedestal front locking
- flat cut for connection left or right end, specify and add \$623 list and indicate right or left end
- flat cut for connection on both ends available, specify and add \$953 list

Open Storage Cabinet	19 ¾	30	77 ¼	217	29	WD8030S-ND	\$6,852
----------------------	------	----	------	-----	----	------------	---------

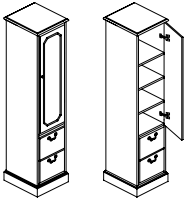


- top shaped all sides
- one fixed shelf
- four adjustable shelves
- flat cut for connection left or right end, specify and add \$623 list and indicate right or left end
- flat cut for connection on both ends available, specify and add \$953 list

To Order, Specify:

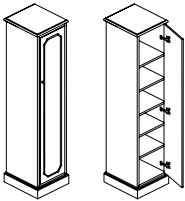
- ① Model Number
- ② Wood Species - Cherry (CH1) or Walnut (WA1)
(see page 18)
- ③ Finish Color - (see page 18)
- ④ Molding - (see page 18)
- ⑤ Pull Selection & Color - (see page 18)
- ⑥ Product Modification - (see page 9)

Description	D	W	H	CTN WT	CU FT	Model	Without Molding (WOM)	Wellington (WLM)	Westminster (WSM)
Storage Cabinet - File/File Pedestal	19 3/4	21 1/4	77 1/4	205	20	WD8018SR-2FS	\$5,521	\$5,838	\$5,838
	19 3/4	21 1/4	77 1/4	205	20	WD8018SL-2FS	\$5,521	\$5,838	\$5,838



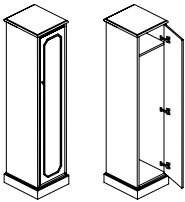
- top shaped all sides
- three adjustable shelves
- pedestal front locking
- locking doors available, specify and add \$123 list
- flat cut for connection left or right end, specify and add \$623 list and indicate right or left end
- flat cut for connection on both ends available, specify and add \$953 list

Storage Cabinet	19 3/4	21 1/4	77 1/4	185	20	WD8018SR	\$4,852	\$5,133	\$5,133
	19 3/4	21 1/4	77 1/4	185	20	WD8018SL	\$4,852	\$5,133	\$5,133



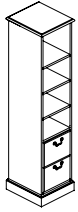
- top shaped all sides
- one fixed shelf
- four adjustable shelves
- locking doors available, specify and add \$123 list
- flat cut for connection left or right end, specify and add \$623 list and indicate right or left end
- flat cut for connection on both ends available, specify and add \$953 list

Wardrobe Cabinet	19 3/4	21 1/4	77 1/4	159	29	WD8018R	\$4,515	\$4,792	\$4,792
	19 3/4	21 1/4	77 1/4	159	29	WD8018L	\$4,515	\$4,792	\$4,792



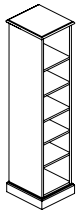
- top shaped all sides
- one fixed shelf and coat hook
- locking doors available, specify and add \$123 list
- flat cut for connection left or right end, specify and add \$623 list and indicate right or left end
- flat cut for connection on both ends available, specify and add \$953 list

Description	D	W	H	CTN WT	CU FT	① Model	List Price
Open Storage Cabinet - File/File Pedestal	19 ¾	21 ¼	77 ¼	188	20	WD8018S-2FS-ND	\$0



- top shaped all sides
- three adjustable shelves
- pedestal front locking
- flat cut for connection left or right end, specify and add \$623 list and indicate right or left end
- flat cut for connection on both ends available, specify and add \$953 list

Open Storage Cabinet	19 ¾	21 ¼	77 ¼	159	20	WD8018S-ND	\$4,517
----------------------	------	------	------	-----	----	------------	---------



- top shaped all sides
- one fixed shelf
- four adjustable shelves
- flat cut for connection left or right end, specify and add \$623 list and indicate right or left end
- flat cut for connection on both ends available, specify and add \$953 list

To Order, Specify:

- ① Model Number
- ② Wood Species - Cherry (CH1) or Walnut (WA1)
(see page 18)
- ③ Finish Color - (see page 18)
- ④ Molding - (see page 18)
- ⑤ Pull Selection & Color - (see page 18)
- ⑥ Product Modification - (see page 9)

Description	D	W	H	CTN WT	CU FT	① Model	List Price
Four Drawer Lateral File	20 3/4	39 3/8	53 1/4	370	25	8TLFD-4	\$6,409



- top shaped all sides
- pedestal front locking
- finished back

Three Drawer Lateral File	20 3/4	39 3/8	49 1/8	280	25	8TLFD-3	\$5,128
---------------------------	--------	--------	--------	-----	----	---------	---------



- top shaped all sides
- pedestal front locking
- finished back

Two Drawer Lateral File	19 3/4	36	29	200	15	2FD8036	\$4,466
-------------------------	--------	----	----	-----	----	---------	---------



- top shaped all sides
- pedestal front locking
- finished back

Description	D	W	H	CTN WT	CU FT	① Model	List Price
Four Drawer Lateral File without Top	19	37 ⁵ / ₈	52	348	25	8TLFD-4N	\$5,800




- pedestal front locking
- finished back

Three Drawer Lateral File without Top	19	37 ⁵ / ₈	47 ⁷ / ₈	255	25	8TLFD-3N	\$4,515
---------------------------------------	----	--------------------------------	--------------------------------	-----	----	----------	---------



- pedestal front locking
- finished back

Lateral File Top	20 ³ / ₄	114 ⁵ / ₈	1 ¹ / ₄	84	4	TU80114	\$2,370
	20 ³ / ₄	77	1 ¹ / ₄	58	3	TU8077	\$1,045

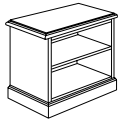


- top shaped all sides
- flat cut for connection left or right end, specify and add \$623 list and indicate right or left end
- flat cut for connection on both ends available, specify and add \$953 list
- TU80114 use with 3 lateral files
- TU8077 use with 2 lateral files

To Order, Specify:

- ① Model Number
- ② Wood Species - Cherry (CH1) or Walnut (WA1)
(see page 18)
- ③ Finish Color - (see page 18)
- ④ Molding - (see page 18)
- ⑤ Pull Selection & Color - (see page 18)
- ⑥ Base - (see page 11)
- ⑦ Product Modification - (see page 9)

Description	D	W	H	CTN WT	CU FT	① Model	List Price
Open Pedestal	19 ¾	31	29	105	13	B8031	\$2,626



- top shaped all sides
- one adjustable shelf

Box/Box/File Pedestal	19 ¾	31	29	142	13	FD8031	\$3,871
-----------------------	------	----	----	-----	----	--------	---------



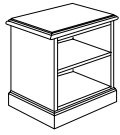
- top shaped all sides
- pedestal front locking

File/File Pedestal	19 ¾	31	29	142	13	2FD8031	\$3,871
--------------------	------	----	----	-----	----	---------	---------



- top shaped all sides
- pedestal front locking

Description	D	W	H	CTN WT	CU FT	① Model	List Price
Open Pedestal	19 ¾	21 ¼	29	70	9	B8020	\$2,421



- top shaped all sides
- one adjustable shelf

Box/Box/File Pedestal	19 ¾	21 ¼	29	100	9	F8020	\$2,940
-----------------------	------	------	----	-----	---	-------	---------



- top shaped all sides
- pedestal front locking

File/File Pedestal	19 ¾	21 ¼	29	100	9	2F8020	\$2,940
--------------------	------	------	----	-----	---	--------	---------

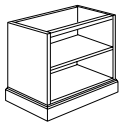


- top shaped all sides
- pedestal front locking
- finished back

To Order, Specify:

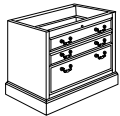
- ① Model Number
- ② Wood Species - Cherry (CH1) or Walnut (WA1)
(see page 18)
- ③ Finish Color - (see page 18)
- ④ Molding - (see page 18)
- ⑤ Pull Selection & Color - (see page 18)
- ⑥ Base - (see page 11)
- ⑦ Product Modification - (see page 9)

Description	D	W	H	CTN WT	CU FT	① Model	List Price
Open Pedestal without Top	19 ¼	30	27 ⅞	85	13	B8031N	\$2,148



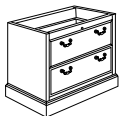
- one adjustable shelf

Box/Box/File Pedestal without Top	19 ¼	30 ⅞	27 ⅞	122	13	FD8031N	\$3,390
-----------------------------------	------	------	------	-----	----	---------	---------



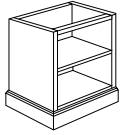
- pedestal front locking

File/File Pedestal without Top	19 ⅜	35 ½	27 ⅞	190	15	2FD8036N	\$3,695
	19 ¼	30 ⅞	27 ⅞	121	13	2FD8031N	\$3,390



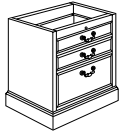
- pedestal front locking
- finished back

Description	D	W	H	CTN WT	CU FT	① Model	List Price
Open Pedestal without Top	19 ¼	21 ⅝	27 ⅞	63	9	B8020N	\$1,914




- one adjustable shelf

Box/Box/File Pedestal without Top	19 ¼	21 ⅝	27 ⅞	93	9	F8020N	\$2,434
-----------------------------------	------	------	------	----	---	--------	---------



- pedestal front locking

File/File Pedestal without Top	19 ¾	21 ⅝	27 ⅞	92	9	2F8020N	\$2,434
--------------------------------	------	------	------	----	---	---------	---------



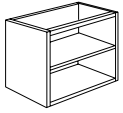
- pedestal front locking

To Order, Specify:

- ① Model Number
- ② Wood Species - Cherry (CH1) or Walnut (WA1)
(see page 18)
- ③ Finish Color - (see page 18)
- ④ Molding - (see page 18)
- ⑤ Pull Selection & Color - (see page 18)
- ⑥ Base - (see page 11)
- ⑦ Product Modification - (see page 9)

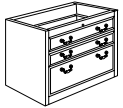
Description	D	W	H	CTN WT	CU FT	① Model	List Price
Open Pedestal without Top & Base	18	29 5/8	23 1/8	71	13	B8031NB	\$1,648

- one adjustable shelf



Box/Box/File Pedestal without Top & Base	18	29 5/8	23 1/8	108	13	FD8031NB	\$2,893
------------------------------------------	----	--------	--------	-----	----	----------	---------

- pedestal front locking



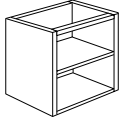
File/File Pedestal without Top & Base	18	34 1/4	23 1/8	170	15	2FD8036NB	\$3,203
	18	29 5/8	23 1/8	107	13	2FD8031NB	\$2,893

- pedestal front locking



Description	D	W	H	CTN WT	CU FT	① Model	List Price
Open Pedestal without Top & Base	18	19 7/8	23 1/8	51	9	B8020NB	\$1,552

- one adjustable shelf




Box/Box/File Pedestal without Top & Base	18	19 7/8	23 1/8	81	9	F8020NB	\$2,070
------------------------------------------	----	--------	--------	----	---	---------	---------

- pedestal front locking



File/File Pedestal without Top & Base	18	19 7/8	23 1/8	80	9	2F8020NB	\$2,070
---------------------------------------	----	--------	--------	----	---	----------	---------

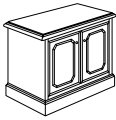
- pedestal front locking



To Order, Specify:

- ① Model Number
- ② Wood Species - Cherry (CH1) or Walnut (WA1)
(see page 18)
- ③ Finish Color - (see page 18)
- ④ Molding - (see page 18)
- ⑤ Pull Selection & Color - (see page 18)
- ⑥ Base - (see page 11)
- ⑦ Product Modification - (see page 9)

Description	D	W	H	CTN WT	CU FT	① Model	Without Molding (WOM)	Wellington (WLM)	Westminster (WSM)
Hinged Door Pedestal	19 3/4	31	29	122	13	HD8031	\$3,314	\$3,521	\$3,521



- top shaped all sides
- one adjustable shelf
- locking doors

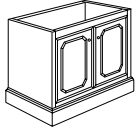
Hinged Door Pedestal	19 3/4	21 1/4	29	75	9	HD8020R	\$2,392	\$2,495	\$2,495
	19 3/4	21 1/4	29	75	9	HD8020L	\$2,392	\$2,495	\$2,495



right shown

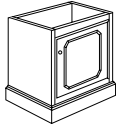
- top shaped all sides
- one adjustable shelf
- locking door
- hinge door determines left or right

Description	D	W	H	CTN WT	CU FT	① Model	Without Molding (WOM)	Wellington (WLM)	Westminster (WSM)
Hinged Door Pedestal without Top	19 ¼	30 7/8	27 7/8	102	13	HD8031N	\$2,836	\$3,044	\$3,044



- one adjustable shelf
- locking doors

Hinged Door Pedestal without Top	19 ¼	21 1/8	27 7/8	69	9	HD8020NR	\$1,886	\$1,991	\$1,991
	19 ¼	21 1/8	27 7/8	69	9	HD8020NL	\$1,886	\$1,991	\$1,991



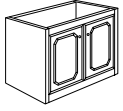
right shown

- one adjustable shelf
- locking door
- hinge door determines left or right

To Order, Specify:

- ① Model Number
- ② Wood Species - Cherry (CH1) or Walnut (WA1)
(see page 18)
- ③ Finish Color - (see page 18)
- ④ Molding - (see page 18)
- ⑤ Pull Selection & Color - (see page 18)
- ⑥ Base - (see page 11)
- ⑦ Product Modification - (see page 9)

Description	D	W	H	CTN WT	CU FT	① Model	Without Molding (WOM)	Wellington (WLM)	Westminster (WSM)
Hinged Door Pedestal without Top & Base	18	29 ⁵ / ₈	23 ¹ / ₈	88	13	HD8031NB	\$2,336	\$2,544	\$2,544



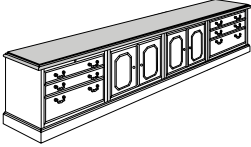
- one adjustable shelf
- locking doors

Hinged Door Pedestal without Top & Base	18	19 ⁷ / ₈	23 ¹ / ₈	57	9	HD8020NBR	\$1,521	\$1,624	\$1,624
	18	19 ⁷ / ₈	23 ¹ / ₈	57	9	HD8020NBL	\$1,521	\$1,624	\$1,624



right shown

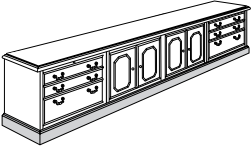
- one adjustable shelf
- locking door
- hinge door determines left or right

Description	D	W	H	CTN WT	CU FT	① Model	List Price
	19 3/4	120	1 1/4	85	5	TU80120	\$2,325
	19 3/4	90 1/2	1 1/4	65	4	TU8091	\$1,317
	19 3/4	71	1 1/4	51	3	TU8071	\$1,021
	19 3/4	66	1 1/4	47	2	TU8066	\$848
	19 3/4	61	1 1/4	44	2	TU8061	\$811
	19 3/4	41 1/8	1 1/4	30	2	TU8042	\$737
	19 3/4	36	1 1/4	27	2	TU8036	\$559
	19 3/4	31	1 1/4	20	1	TU8031	\$506
	19 3/4	21 1/4	1 1/4	15	1	TU8020	\$482

- top shaped all sides
- flat cut for connection left or right end, specify and add \$623 list and indicate right or left end
- flat cut for connection on both ends available, specify and add \$953 list
- TU80120: use with four 31" modular units
- TU8091: use with three 31" modular units
- TU8071: use with two 20" and one 31" modular units or two 36" lateral files
- TU8066: use with miscellaneous units
- TU8061: use with two 31" or three 20" modular units
- TU8042: use with two 20" modular units
- TU8031: use with one 31" modular unit
- TU8020: use with one 20" modular unit

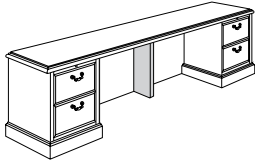
To Order, Specify:

- ① Model Number
- ② Wood Species - Cherry (CH1) or Walnut (WA1)
(see page 18)
- ③ Finish Color - (see page 18)
- ④ Molding - (see page 18)
- ⑤ Pull Selection & Color - (see page 18)
- ⑥ Base - (see page 11)
- ⑦ Product Modification - (see page 9)

Description	D	W	H	CTN WT	CU FT	① Model	List Price
	19 3/8	119 3/8	4 5/8	53	12	BU80119	\$2,307
	19 3/8	90	4 5/8	34	9	BU8090	\$1,131
	19 3/8	69 3/4	4 5/8	26	7	BU8071	\$907
	19 3/8	70 1/2	4 5/8	26	7	BU8070	\$866
	19 3/8	60 7/8	4 5/8	22	6	BU8061	\$775
	19 3/8	60 1/2	4 5/8	22	6	BU8060	\$775
	19 3/8	41	4 5/8	18	4	BU8041	\$628
	19 3/8	30 3/4	4 5/8	14	3	BU8031	\$501
	19 3/8	21	4 5/8	12	2	BU8020	\$369

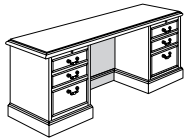
- flat cut for connection left or right end, specify and add \$623 list and indicate right or left end
- flat cut for connection on both ends available, specify and add \$953 list
- BU80119: use with four 31" lateral file units
- BU8090: use with three 31" modular units
- BU8071: use with two 36" lateral file units
- BU8070: use with two 20" and one 31" modular units
- BU8061: use with three 20" modular units
- BU8060: use with two 31" modular units
- BU8041: use with two 20" modular units
- BU8031: use with one 31" modular unit
- BU8020: use with one 20" modular unit

Description	D	W	H	CTN WT	CU FT	① Model	List Price
Modular Center Support Panel	11	1	27 3/4	14	1	PE8011	\$596



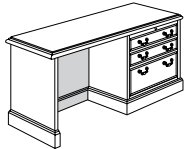
- used in making credenzas and workstations
- use under tops with a 48" span or greater

Modular Modesty Panel	7/8	29 5/8	27 7/8	24	2	MP8030	\$734
------------------------------	-----	--------	--------	----	---	---------------	--------------



- use in place of a 31" modular unit
- 1 7/8" x 3 7/8" grommet top center

Modular Modesty Panel	7/8	28 5/8	27 7/8	23	2	MP8029	\$734
------------------------------	-----	--------	--------	----	---	---------------	--------------

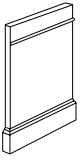


- use in place of a 31" modular unit with end panel
- 1 7/8" x 3 7/8" grommet top center

To Order, Specify:

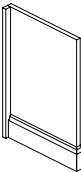
- ① Model Number
- ② Wood Species - Cherry (CH1) or Walnut (WA1)
(see page 18)
- ③ Finish Color - (see page 18)

Description	D	W	H	CTN WT	CU FT	① Model	Without Molding (WOM)	Windsor (WNM)	Wellington (WLM)	Westminster (WSM)
Modular End Panel	18	1	27 ⁷ / ₈	17	1	PE8028	\$624	\$652	\$758	\$758



- used in making freestanding credenzas
- modesty panel required

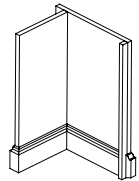
Modular End Panel	18	2 ¹³ / ₁₆	27 ⁷ / ₈	17	1	PE8028R	\$630	\$660	\$765	\$765
	18	2 ¹³ / ₁₆	27 ⁷ / ₈	17	1	PE8028L	\$630	\$660	\$765	\$765



right shown

- used in making handed credenzas
- modesty panel required

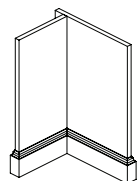
End L-Support Panel	19 ³ / ₈	12	27 ⁷ / ₈	25	5	PELC8028R	\$972	\$1,000	\$1,102	\$1,102
	19 ³ / ₈	12	27 ⁷ / ₈	25	5	PELC8028L	\$972	\$1,000	\$1,102	\$1,102



right shown

- used for connecting to a bridge or return

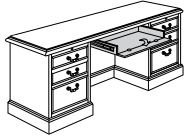
End L-Support Panel	19 ³ / ₈	12	27 ⁷ / ₈	25	5	PELF8028R	\$972	\$1,000	\$1,102	\$1,102
	19 ³ / ₈	12	27 ⁷ / ₈	25	5	PELF8028L	\$972	\$1,000	\$1,102	\$1,102



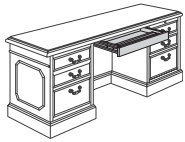
right shown

- freestanding

Description	D	W	H	CTN WT	CU FT	① Model	List Price
Keyboard Drawer with Flip Down Front	15 ¼	29 ½	4 ½	19	2	KBFD80-30	\$685



Center Drawer	17 ¼	29 ½	2 ⅞	23	2	CD8030	\$426
---------------	------	------	-----	----	---	--------	-------



· used in custom credenzas

Customer	20	20	71 ¾	20	5	C08021	\$844
----------	----	----	------	----	---	--------	-------



To Order, Specify:

- ① Model Number
- ② Wood Species - Cherry (CH1) or Walnut (WA1)
(see page 18)
- ③ Finish Color - (see page 18)


Wellington Conference Product Information



Wellington Conference Product Information

Exterior Wood Materials

Exterior surfaces are made from the finest selected veneers to achieve clarity and consistency in the Wellington product line. To attain a pleasing, symmetrical pattern, all veneers in Wellington are book-matched. All exterior solid lumber is matched to coordinate with the veneer.



Book Matched Example

Alternating pieces of veneer are flipped over so they face each other like the pages within a book.

Wellington is available in flat cut cherry veneer and walnut veneer. A wide range of wood stains have been formulated to enhance the beauty of the veneer.

Work Surface Construction

Tops are 3-ply balanced construction, 1 3/4" thick with solid matching hardwood edges. Tops are available in federal edge style profile.

Matching or coordinating high pressure laminate in a veneer grain can be applied to the top surface and is available at no additional charge.

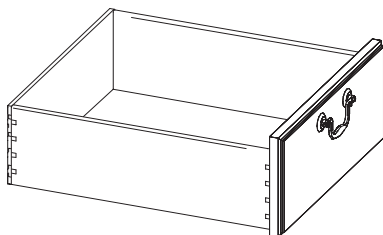
Base Construction

Panels are joined together by mortise and tenon construction. In addition to mortise and tenon joint construction. Leveling glides are set into solid hardwood with t-nut inserts, which helps to prevent the leveling glide from tear out. Tops are secured to the bases with top fastening cleats screwed to the inside of the panels.

Drawers

All drawer fronts are 5-ply construction with a hardwood core. Veneer grain runs in a vertical direction. Drawer sides and backs are solid wood with top edges of sides completely rounded. Drawers are joined at front using a French dovetail and the back by an English dovetail. Veneered bottoms are framed into grooves on four sides and heavily glue blocked. All drawer interiors are finished with special toner and covered with a clear coat. Drawer bottoms are sanded and hand-rubbed.

All drawer bottoms are glued, stapled and reinforced with hand-fitted glue blocks.



Drawer Suspension

The high quality black drawer suspensions carry a lifetime warranty. Slides feature steel ball bearings for longer life with cushioned in/out stops. File and box drawers have 100% full extension.

Locking

Locking is standard in all credenzas and modular units. Door locks are available as an option.

Units are shipped randomly keyed as standard. Key alike units are available upon request for no additional charges. Removable cores for in-field re-keying are standard.

Finish - Stain/Colors

We offer a variety of wood stains and paint colors on Waldon. Please see the chart below. Samples are available upon request. Finishes with an asterisk (*) have coordinating laminate tops.

CH1 Cherry Flat Cut Veneer

BRL Barley	EAR Earthy
BBM Bourbon Medium	HRV Harvest*
BRM Brighton Medium	LGC Legacy
CLA Classic	PRL Praline*
CLL Collectors*	SAF Saffron

WA1 Walnut Flat Cut Veneer

AUB Auburn	SIE Sienna*
ESP Espresso	TOF Toffee
MCH Mocha*	TRF Truffle*
NTO Night Owl*	

Protective Top Coat

DuraTex™ offers exceptional hardness along with abrasion and impact resistance, it has been formulated to eliminate hazardous and harmful gases that are normally associated with wood finish.

DuraTex™ Features

Safety - Significantly reduces hazardous formaldehyde emissions, which help improve the quality of the of the indoor air we breathe.

Quality - Developed to be tough and durable with special attention to appearance. The DuraTex™ finish preserves the natural beauty of wood.

Durability - Designed to meet a wide range of demanding performance and environmental standards to withstand even the highest wear and tear.

Wellington Conference Product Information

Product Modification

Laminate Tops

Worksurface only, no additional upcharge if coordinating wood grain laminate is specified. Contact Customer Service for any other laminate request. Listed below are finishes that have coordinating wood grain HPL laminates.

Cherry Finishes
Collectors
Harvest
Praline

Walnut Finishes
Mocha
Night Owl
Sienna
Truffle

Special Finishes

Special finishes can be requested by following the instruction in the general introduction section, page 5. There is a one time charge of \$332 list per order.

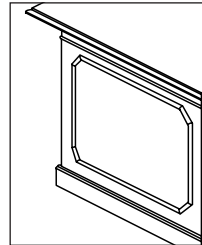
Product Modification

Trim Molding

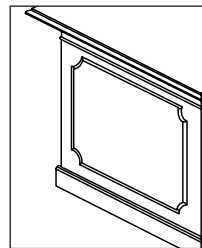
Wellington offers four different trim molding options:

WLM Wellington
WSM Westminster
WNM Windsor
WOM Without Molding

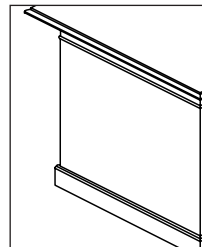
Tables and credenzas have molding on the side of the bases and panels, use the appropriate pricing column, when applicable.



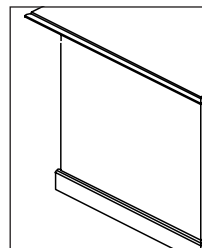
Wellington Molding
Use the **WLM** pricing column



Westminster Molding
Use the **WSM** pricing column



Windsor Molding
Use the **WNM** pricing column



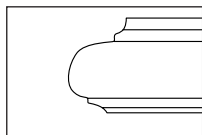
Without Molding
Use the **WOM** pricing column

Wellington Conference Product Information

Edge, Hardware and Grommet

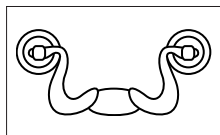
Wellington offers a traditional edge profile and the Wellington drawer pull in antique brass or burnished brass.

Edge Profile

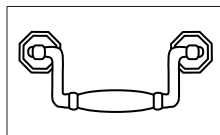


Federal Edge Profile
Accepts Laminate Top

Drawer Hardware

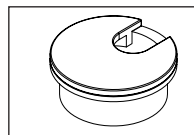


Wellington Hardware
Antique Brass (ANB)
Burnished Brass (BBR)



Windsor Hardware
Antique Brass (ANB)
Burnished Brass (BBR)


Grommet




2" Dia. Antique Brass (G3C)
2" Dia. Burnish Brass (G3D)

add \$99 to list price for each grommet for electrical and data accessories see page 84

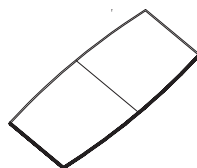
Top Shapes - size - base requirement - seating capacity top sizes 144" through 120" are 2 pieces



rectangular
144" x 60" 3 bases seats 14
144" x 48" 3 bases seats 12
120" x 48" 2-3* bases seats 8
96" x 48" 2 bases seats 8
72" x 36" 2 bases seats 6



racetrack
144" x 60" 3 bases seats 14
144" x 48" 3 bases seats 12
120" x 48" 2-3* bases seats 8
96" x 48" 2 bases seats 8
72" x 36" 2 bases seats 6



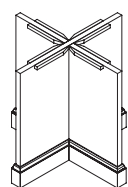
boat
144" x 48" 3 bases seats 12
120" x 48" 2-3* bases seats 8
96" x 48" 2 bases seats 8
72" x 36" 2 bases seats 6



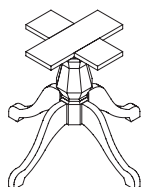
round*
60" dia. Seats 6
54" dia. Seats 6
48" dia. Seats 4
42" dia. Seats 4
36" dia. Seats 4

*requires 1 base

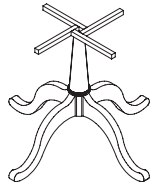
Traditional Bases for Wellington



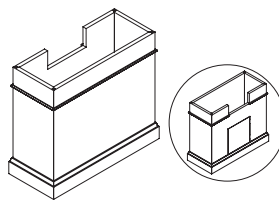
X base
25" width
29" width



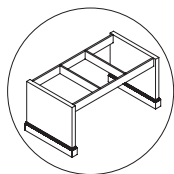
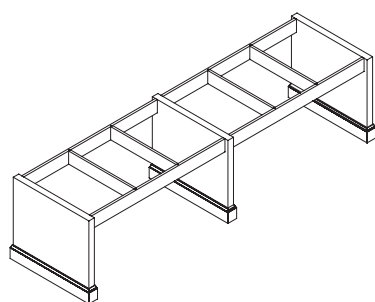
pedestal base
31" dia. span



pedestal base
38" dia. span



rectangular base
24" x 12"
30" x 12"
(access door models availability)
available with Wellington molding options
(diagram shows WNM molding)



panel base assembly (panels 2 1/4" thick)

base sizes	top sizes
114" x 43" width	144" x 60"
114" x 31" width	144" x 48"
90" x 31" width	120" x 48"
72" x 31" width	96" x 48"
48" x 25" width	72" x 36"

bases 114" and longer requires middle panel
available with Wellington molding options (diagram shows WOM molding)

Wellington Conference Product Information

Finish and Product Reference Codes

Select	Code
--------	------

Veneer

Cherry Flat Cut	CH1
Walnut Flat Cut	WA1

Finish

Cherry Finishes

Barley	BRL
Brighton Medium	BRM
Bourbon Medium	BBM
Classic	CLA
Collectors	CLL
Earthy	EAR
Harvest	HRV
Legacy	LGC
Praline	PRL
Saffron	SAF

Walnut Finishes

Auburn	AUB
Espresso	ESP
Mocha	MCH
Night Owl	NTO
Sienna	SIE
Toffee	TOF
Truffle	TRF

Select	Code
--------	------

Pull & Finishes Codes

Wellington - Antique Brass	ANB
Wellington - Burnished Brass	BBR
Windsor - Antique Brass	ANB
Windsor - Burnished Brass	BBR

Grommet Codes

2" dia. Antique Brass	G3C
2" dia. Burnished Brass	G3D

Wellington Molding Options

Wellington Molding	WLM
Westminster Molding	WSM
Windsor Molding	WNM
No Molding Trim	WOM

Select	Code
--------	------

Laminate Coordinates

Cherry Wood Grain Patterns	
Collectors	CLL
Harvest	HRV
Praline	PRL

Walnut Wood Grain Patterns

Mocha	MCH
Night Owl	NTO
Sienna	SIE
Truffle	TRF

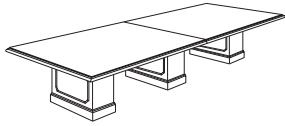
Order Check List:

Specify:

- 1. Model Number
- 2. Finish
- 3. Wood Species - cherry - walnut
- 4. Top Options - standard veneer - laminate surface (see page 6)
- 5. Pull Selection **if applicable**
- 6. Other Product Options - (such as molding)
- 7. Power and Data Accessories (drawing showing location and orientation must accompany order)
- 8. Side Mark Information (i.e. room number, East Conference Room)
- 9. Shipping Address (contact name and phone number)
- 10. Special Delivery Instructions (i.e. call before delivery, deliver to job site)

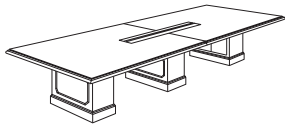
Description	D	W	H	CTN WT	CU FT	① Model	Without Molding (WOM)	Windsor (WNM)	Wellington (WLM)	Westminster (WSM)
-------------	---	---	---	-----------	----------	---------	-----------------------------	------------------	---------------------	----------------------

Rectangular Table	60	144	29	434	41	WE8JRR4-60144	\$14,956	\$15,070	\$15,503	\$15,503
--------------------------	----	-----	----	-----	----	----------------------	-----------------	-----------------	-----------------	-----------------



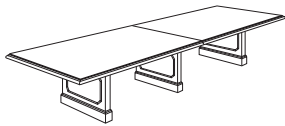
- top shaped all sides
- solid hardwood rims
- top is two sections
- ¾" h apron
- base: (3) GP8NRT1-1230, 30" x 12"
- hardwood solids and veneers
- flat cut, book-matched vertical veneers
- adjustable glides
- seats 10 to 12

Rectangular Table with Power Console	60	144	29	434	42	WE8JRR4-60144	\$19,849	\$19,949	\$20,397	\$20,397
---------------------------------------------	----	-----	----	-----	----	----------------------	-----------------	-----------------	-----------------	-----------------



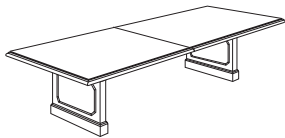
- top shaped all sides
- solid hardwood rims
- top is two sections
- ¾" h apron
- includes a 30" EC power and data unit; see page 381 for more details
- console with retractable doors
- standard with silver pearl powder coat
- brush stainless steel doors available; specify and add \$1,913 list
- base: (2) GP8NRTK-1230, 30" x 12"
- open wire access, top of panel
- access door, 12 ½" x 11 ⅞", 6" from floor
- (1) GP8NRTL-1230, 30" x 12"
- open wire access, top of both sides
- flat cut, book-matched vertical veneers
- adjustable glides
- seats 10 to 12

Rectangular Table	48	144	29	374	38	WE8JRP4-48144	\$12,711	\$12,930	\$13,420	\$13,420
--------------------------	----	-----	----	-----	----	----------------------	-----------------	-----------------	-----------------	-----------------



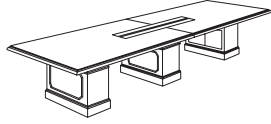
- top shaped all sides
- solid hardwood rims
- top is two sections
- ¾" h apron
- panels are 2 ¼" thick
- base: WE8NPT1-31114, 113 ¾" x 31 ¼"
- flat cut, book-matched vertical veneers
- horizontal rail is 4 ¼" h
- adjustable glides
- seats 10

Rectangular Table	48	120	29	283	24	WE8JRP4-48120	\$10,393	\$10,466	\$10,757	\$10,757
--------------------------	----	-----	----	-----	----	----------------------	-----------------	-----------------	-----------------	-----------------



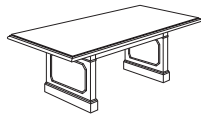
- top shaped all sides
- solid hardwood rims
- top is two sections
- ¾" h apron
- panels are 2 ¼" thick
- base: WE8NPT1-3190, 89 ⅝" x 31 ¼"
- flat cut, book-matched vertical veneers
- horizontal rail is 4 ¼" h
- adjustable glides
- seats 8

Description	D	W	H	CTN WT	CU FT	① Model	Without Molding (WOM)	Windsor (WNM)	Wellington (WLM)	Westminster (WSM)
Rectangular Table with Power Console	48	144	29	374	38	WE8JRRC-48144	\$17,823	\$17,978	\$18,367	\$18,367
	48	120	29	252	18	WE8JRRC-48120	\$15,299	\$15,455	\$15,843	\$15,843



- top shaped all sides
- solid hardwood rims
- top is two sections
- ¾" h apron
- includes a 30" EC power and data unit; see page 381 for more details
- console with retractable doors
- standard with silver pearl powder coat
- brush stainless steel doors available; specify and add \$1,913 list
- base: (2) GP8NRTK-1224, 24" x 12"
- open wire access, top of panel
- access door, 12 ½" x 11 ⅞", 6" from floor
- (1) GPNRTL-1224, 24" x 12"
- open wire access, top of both sides
- flat cut, book-matched vertical veneers
- adjustable glides
- 144" seats 10
- 120" seats 8

Rectangular Table	48	96	29	323	37	WE8JRP4-4896	\$8,551	\$8,623	\$8,914	\$8,914
	36	72	29	200	14	WE8JRP4-3672	\$5,465	\$5,539	\$5,828	\$5,828



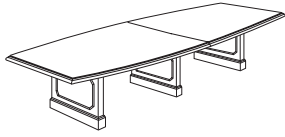
- top shaped all sides
- solid hardwood rims
- ¾" h apron
- panels are 2 ¼" thick
- 96" base: WE8NPT1-3172
- 72" base: WE8NPT1-2548
- flat cut, book-matched vertical veneers
- horizontal rail is 4 ¼" h
- adjustable glides
- 96" seats 6 to 8
- 72" seats 6

To Order, Specify:

- ① Model Number
- ② Wood Species - Cherry (CH1) or Walnut (WA1)
(see page 5)
- ③ Finish Color (see page 5)
- ④ Top Option (see page 7)
- ⑤ Product Modification (see page 6)
- ⑥ Power and Data Accessories

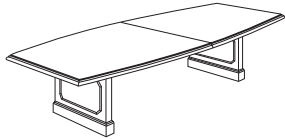
Description	D	W	H	CTN WT	CU FT	① Model	Without Molding (WOM)	Windsor (WNM)	Wellington (WLM)	Westminster (WSM)
-------------	---	---	---	-----------	----------	---------	-----------------------------	------------------	---------------------	----------------------

Boat Shaped Table	48	144	29	369	28	WE8JBP4-48144	\$13,391	\$13,504	\$13,937	\$13,937
--------------------------	----	-----	----	-----	----	----------------------	-----------------	-----------------	-----------------	-----------------



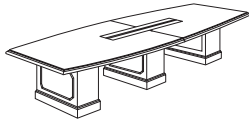
- top shaped all sides
- solid hardwood rims
- top is two sections
- ¾" h apron
- base: WE8NPT1-31114
- panels are 2¼" thick
- flat cut, book-matched vertical veneers
- horizontal rail is 4¼" h
- adjustable glides
- seats 10

Boat Shaped Table	48	120	29	283	24	WE8JBP4-48120	\$11,019	\$11,091	\$11,384	\$11,384
--------------------------	----	-----	----	-----	----	----------------------	-----------------	-----------------	-----------------	-----------------



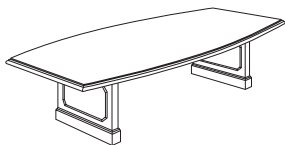
- top shaped all sides
- solid hardwood rims
- top is two sections
- ¾" h apron
- base: WE8NPT1-31190
- panels are 2¼" thick
- flat cut, book-matched vertical veneers
- horizontal rail is 4¼" h
- adjustable glides
- seats 8

Boat Shaped Table with Power Console	48	144	29	374	38	WE8JBRC-48144	\$18,500	\$18,556	\$18,885	\$18,885
	48	120	29	283	24	WE8JBRC-48120	\$15,925	\$16,082	\$16,474	\$16,474




- top shaped all sides
- solid hardwood rims
- top is two sections
- ¾" h apron
- includes a 30" EC power and data unit; see page 381 for more details
- console with retractable doors
- standard with silver pearl powder coat
- brush stainless steel doors available; specify and add \$1,913 list
- base: (2) GP8NRTK-1224, 24" x 12"
- open wire access, top of panel
- access door, 12½" x 11⅞", 6" from floor
- (1) GP8NRTL-1224, 24" x 12"
- open wire access, top of both sides
- flat cut, book-matched vertical veneers
- adjustable glides
- 144" seats 10
- 120" seats 8

Boat Shaped Table	48	96	29			WE8JBP4-4896	\$9,118	\$9,188	\$9,482	\$9,482
--------------------------	----	----	----	--	--	---------------------	----------------	----------------	----------------	----------------



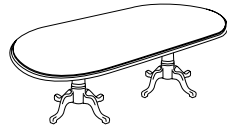
- top shaped all sides
- solid hardwood rims
- ¾" h apron
- panels are 2¼" thick
- base: WE8NPT1-31172
- flat cut, book-matched vertical veneers
- horizontal rail is 4¼" h
- adjustable glides
- seats 6 to 8

Description	D	W	H	CTN WT	CU FT	① Model	List Price
Racetrack Top Table	48	144	29	340	105	WE8JOT4-48144	\$15,310
	48	120	29	252	12	WE8JOT4-48120	\$13,809



- shaped top
- solid hardwood rims
- top is two sections
- 1 5/8" h apron
- base: (3) GP8NTR4-0038
- 37 1/2 " span between legs
- adjustable glides
- 144" seats 10
- 120" seats 8

Racetrack Top Table	48	96	29	221	70	WE8JOT4-4896	\$9,557
---------------------	----	----	----	-----	----	--------------	---------



- shaped top
- solid hardwood rims
- 1 5/8" h apron
- base: (2) GP8NTR4-0038
- 37 1/2 " span between legs
- adjustable glides
- seats 6 to 8

Round Table	48	48	29	87	20	WE8JDT4-0048	\$5,936
	42	42	29	87	21	WE8JDT4-0042	\$5,649



- shaped top
- solid hardwood rims
- 1 5/8" h apron
- base: GP8NTR4-0038
- 37 1/2 " span between legs
- adjustable glides
- seats 4


Round Table	36	36	29	67	8	WE8JDG4-0036	\$3,807
-------------	----	----	----	----	---	--------------	---------




- shaped top
- solid hardwood rims
- 1 5/8" h apron
- base: GP8NFG4-0031
- 30 1/2 " span between legs
- adjustable glides
- seats 3

To Order, Specify:


- ① Model Number
- ② Wood Species - Cherry (CH1) or Walnut (WA1)
(see page 5)
- ③ Finish Color (see page 5)
- ④ Top Option (see page 7)
- ⑤ Product Modification (see page 6)
- ⑥ Power and Data Accessories

Description	D	W	H	CTN WT	CU FT	① Model	List Price
Rectangular Top 	60	144	1 ¼	330	30	WE8CTR1-60144	\$10,024
	48	144	1 ¼	280	28	WE8CTR1-48144	\$7,381
	48	120	1 ¼	250	22	WE8CTR1-48120	\$5,901
	48	96	1 ¼	220	20	WE8CTR1-4896	\$4,832
	36	72	1 ¼	190	10	WE8CTR1-3672	\$2,463

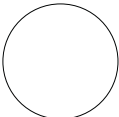
- top shaped all sides
- solid hardwood rims
- 120" and 144" tops are two sections

Description	D	W	H	CTN WT	CU FT	① Model	List Price
Racetrack Top 	60	144	1 ¼	320	30	WE8CTO1-60144	\$11,315
	48	144	1 ¼	368	28	WE8CTO1-48144	\$8,823
	48	120	1 ¼	148	22	WE8CTO1-48120	\$3,807
	48	96	1 ¼	220	20	WE8CTO1-4896	\$6,132
	36	72	1 ¼	92	10	WE8CTO1-3672	\$4,917

- top shaped all sides
- solid hardwood rims
- 1 5/8" h apron
- 120" and 144" tops are two sections

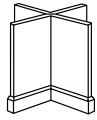
Description	D	W	H	CTN WT	CU FT	① Model	List Price
Boat Shaped Top 	48	144	1 ¼	178	28	WE8CTB1-48144	\$7,955
	48	120	1 ¼	148	22	WE8CTB1-48120	\$6,474
	48	96	1 ¼	221	20	WE8CTB1-4896	\$5,411
	36	72	1 ¼	87	10	WE8CTB1-3672	\$4,377

- top shaped all sides
- solid hardwood rims
- ¾" h apron
- 120" and 144" tops are two sections
- 96" - 144" w top size: 38/48" d
- 72" w top size: 26/36" d

Description	D	W	H	CTN WT	CU FT	① Model	List Price
Round Top 	60	60	1 ¼	120	14	WE8CTD1-0060	\$5,094
	54	54	1 ¼	90	11	WE8CTD1-0054	\$4,455
	48	48	1 ¼	70	9	WE8CTD1-0048	\$3,730
	42	42	1 ¼	50	7	WE8CTD1-0042	\$3,437
	36	36	1 ¼	45	6	WE8CTD1-0036	\$3,289

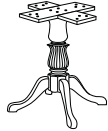
- top shaped all sides
- solid hardwood rims

Description	D	W	H	CTN WT	CU FT	① Model	List Price
Traditional X Base	30 ¼	30 ¼	27 ⅞	46	12	GP8NCR4-2929	\$2,575
	22 ¾	22 ¾	27 ⅞	40	10	GP8NCR4-2525	\$2,575



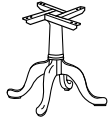
- hardwood solids
- panels are 1 ½" h thick
- base molding is 4 ¾"
- adjustable glides

Traditional Pedestal Base	30 ½	30 ½	27 ⅞	48	12	GP8NFG4-0031	\$1,129
---------------------------	------	------	------	----	----	--------------	---------



- hardwood solids
- 30 ½" leg span
- adjustable glides

Traditional Pedestal Base	37 ½	37 ½	27 ⅞	50	15	GP8NTR4-0038	\$2,743
---------------------------	------	------	------	----	----	--------------	---------

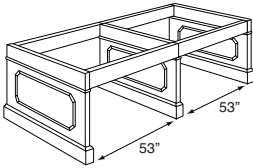


- hardwood solids
- 37 ½" leg span
- adjustable glides

To Order, Specify:

- ① Model Number
- ② Wood Species - Cherry (CH1) or Walnut (WA1)
(see page 5)
- ③ Finish Color (see page 5)
- ④ Top Option (see page 7)
- ⑤ Product Modification (see page 6)
- ⑥ Power and Data Accessories

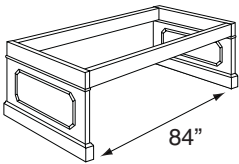
Description	D	W	H	CTN WT	CU FT	① Model	Without Molding (WOM)	Windsor (WNM)	Wellington (WLM)	Westminster (WSM)
144" Traditional Panel Base	43 1/4	113 3/4	27 7/8	105	15	WE8NPT1-43114	\$6,745	\$6,872	\$7,345	\$7,345
	31 1/4	113 3/4	27 7/8	95	13	WE8NPT1-31114	\$6,432	\$6,553	\$7,097	\$7,097



wellington molding shown

- hardwood solids and veneers
- flat cut, book-matched vertical veneers
- panels are 2 1/4" thick
- horizontal rail is 4 1/4" h
- WE8NPT1-43114 panel base with molding 43 1/4" w
- WE8NPT1-31114 panel with base molding 31 1/4" w
- adjustable glides

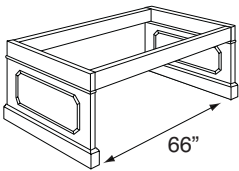
120" Traditional Panel Base	31 1/4	89 5/8	27 7/8	73	10	WE8NPT1-3190	\$5,159	\$5,240	\$5,562	\$5,562
------------------------------------	--------	--------	--------	----	----	---------------------	---------	---------	---------	---------



wellington molding shown

- hardwood solids and veneers
- flat cut, book-matched vertical veneers
- panels are 2 1/4" thick
- horizontal rail is 4 1/4" h
- panel with base molding 31 1/4" w
- adjustable glides

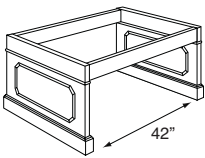
96" Traditional Panel Base	31 1/4	71 5/8	27 7/8	64	10	WE8NPT1-3172	\$4,212	\$4,292	\$4,616	\$4,616
-----------------------------------	--------	--------	--------	----	----	---------------------	---------	---------	---------	---------



wellington molding shown

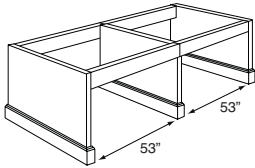
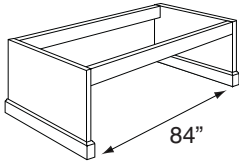
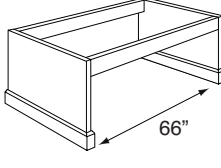
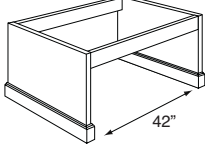
- hardwood solids and veneers
- flat cut, book-matched vertical veneers
- panels are 2 1/4" thick
- horizontal rail is 4 1/4" h
- panel with base molding 31 1/4" w
- adjustable glides

72" Traditional Panel Base	25 1/4	47 5/8	27 7/8	57	9	WE8NPT1-2548	\$3,372	\$3,456	\$3,776	\$3,776
-----------------------------------	--------	--------	--------	----	---	---------------------	---------	---------	---------	---------



wellington molding shown

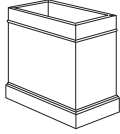
- hardwood solids and veneers
- flat cut, book-matched vertical veneers
- panels are 2 1/4" thick
- horizontal rail is 4 1/4" h
- panel with base molding 25 1/4" w
- adjustable glides

Description	D	W	H	CTN WT	CU FT	① Model	Without Molding (WOM)	Waldon Molding (WDM)
144" Traditional Panel Base  <ul style="list-style-type: none"> • walnut solids and veneers • flat cut, book-matched vertical veneers • molding only on outside end panels • panels are 1 1/4" thick • horizontal rail is 4 1/4" h • GP8NPT1-43114 panel base with molding 43 1/4" w • GP8NPT1-31114 panel with base molding 31 1/4" w • adjustable glides 	43 1/4	113 3/4	27 7/8			GP8NPT1-43114	\$4,087	\$4,270
	31 1/4	113 3/4	27 7/8			GP8NPT1-31114	\$3,937	\$4,121
120" Traditional Panel Base  <ul style="list-style-type: none"> • walnut solids and veneers • flat cut, book-matched vertical veneers • molding only on outside end panels • panels are 1 1/4" thick • horizontal rail is 4 1/4" h • panel with base molding 31 1/4" w • adjustable glides 	31 1/4	89 5/8	27 7/8			GP8NPT1-3190	\$3,614	\$3,796
96" Traditional Panel Base  <ul style="list-style-type: none"> • walnut solids and veneers • flat cut, book-matched vertical veneers • molding only on outside end panels • panels are 1 1/4" thick • horizontal rail is 4 1/4" h • panel with base molding 31 1/4" w • adjustable glides 	31 1/4	71 5/8	27 7/8			GP8NPT1-3172	\$3,131	\$3,314
72" Traditional Panel Base  <ul style="list-style-type: none"> • walnut solids and veneers • flat cut, book-matched vertical veneers • molding only on outside end panels • panels are 1 1/4" thick • horizontal rail is 4 1/4" h • panel with base molding 25 1/4" w • adjustable glides 	25 1/4	47 5/8	27 7/8			GP8NPT1-2548	\$2,604	\$2,791

To Order, Specify:

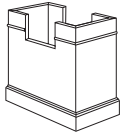
- ① Model Number
- ② Wood Species - Cherry (CH1) or Walnut (WA1)
(see page 5)
- ③ Finish Color (see page 5)
- ④ Product Modification (see page 6)

Description	D	W	H	CTN WT	CU FT	① Model	Without Molding (WOM)	Windsor (WNM)	Wellington (WLM)	Westminster (WSM)
Traditional Rectangular Base- End Unit	12	30	27 ³ / ₈	95	8	GP8NRT1-1230	\$1,962	\$2,044	\$2,180	\$2,180
	12	24	27 ³ / ₈	67	6	GP8NRT1-1224	\$1,838	\$1,897	\$2,023	\$2,023



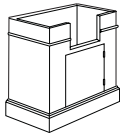
- hardwood solids and veneers
- flat cut, book-matched vertical veneers
- adjustable glides

Traditional Rectangular Base- Mid Unit	12	30	27 ³ / ₈	85	8	GP8NRTL-1230	\$2,046	\$2,131	\$2,260	\$2,260
	12	24	27 ³ / ₈	59	6	GP8NRTL-1224	\$1,915	\$1,975	\$2,099	\$2,099



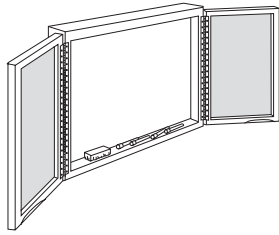
- hardwood solids and veneers
- flat cut, book-matched vertical veneers
- cut-out for wire pass-through
- adjustable glides

Traditional Rectangular Base- End Unit with Access Door	12	30	27 ³ / ₈	86	8	GP8NRTK-1230	\$2,380	\$2,464	\$2,596	\$2,596
	12	24	27 ³ / ₈	60	6	GP8NRTK-1224	\$2,225	\$2,285	\$2,408	\$2,408



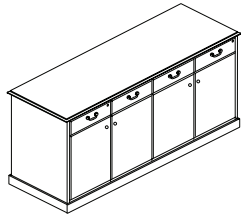
- hardwood solids and veneers
- flat cut, book-matched vertical veneers
- cut-out for wire pass-through
- adjustable glides
- access door opening: 12¹/₈" x 11⁷/₈"

Description	D	W	H	CTN WT	CU FT	① Model	List Price
Visual Board with Doors	5	48	48	135	8	GPOVIS1-0548	\$3,410



- two tackable cork panels
- porcelain magnetic non-glare writing surface
- mounted flip chart pad
- eraser and four markers
- finger grip doors
- wall mounting brackets

Meeting Room Credenza	24	71 3/8	36	330	44	MRC8072-36	\$8,357
-----------------------	----	--------	----	-----	----	------------	---------



- four drawers
- top shaped all sides
- one adjustable shelf per double door
- locking doors available, specify and add \$246 list

To Order, Specify:

- ① Model Number
- ② Wood Species - Cherry (CH1) or Walnut (WA1)
(see page 5)
- ③ Finish Color (see page 5)
- ④ Top Option (see page 7)
- ⑤ Pull Style and Color
- ⑥ Product Modification (see page 6)

Privacy Price List | Screens



Privacy Solutions

Pricing Pages

Under-Surface Mount	2-13
Above-Surface Mount	14-18
Above-Surface Freestanding	15
Edge Mount	19
Side Mount	20-21
Freestanding Soft-Sided	22-31
Freestanding Hard-Sided	32-33

Product Information

We offer numerous textile and hard surface options that will stand up to the rigors of frequent bleach cleaning, ranging from untreated surfaces to those with anti-microbial topcoats. Please contact our Customer Support Team today for more information.

MATERIALS:

ACRYLIC: water based foam or cleaner and bleach cleanable (5:1)*

ACOUSTIC PET: bleach solution cleanable (2% bleach)*

HPL LAMINATE: recommended by suppliers: Clorox Healthcare Bleach Germicidal wipes, Virex II 256, PDI Super Sani-Cloth wipes, PDI Sani-Prime Germicidal spray

TFL LAMINATE: cleaning guidelines will vary between manufacturer; cleaning details available upon request

VENEER: first clean with warm soapy water - do not soak. Pledge Antibacterial cleaner or bleach free disinfectant wipes are recommended

COATED FABRIC: water based foam or cleaner and bleach cleanable (4:1)*

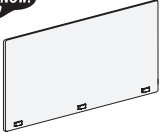
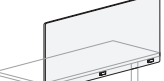
FABRIC: cleaning guidelines will vary between fabric type, pattern and manufacturer; see material recommendations for bleach-solution cleanable fabrics

*Bleach solution cleanable:

Complies with BIFMA HCF 8.1 guidelines

Important to rinse repeatedly with cool, clean water after cleaning to remove all residue
More cleaning details from raw material suppliers available upon request

All surfaces with the exception of some fabrics can be cleaned with Clorox Healthcare Bleach Germicidal Wipes as well as bleach free wipes. This includes all coated fabric, laminate, acrylic and metal surfaces.

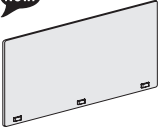
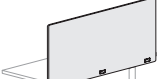
Description	D	W	H	CTN WT	CU FT	① Model	List Price
Acrylic Privacy Screen   in application	¼	71%	27%	23	3	GP7228LU-ACR	\$1,070
	¼	65%	27%	21	3	GP6628LU-ACR	\$1,013
	¼	59%	27%	19	3	GP6028LU-ACR	\$906
	¼	53%	27%	18	3	GP5428LU-ACR	\$887
	¼	47%	27%	16	2	GP4828LU-ACR	\$777
	¼	41%	27%	14	2	GP4228LU-ACR	\$728
	¼	35%	27%	13	2	GP3628LU-ACR	\$649
	¼	29%	27%	11	2	GP3028LU-ACR	\$585
	¼	23%	27%	10	1	GP2428LU-ACR	\$521

Features:

- bracket attaches to bottom of worksurface with wood screws
- minimum worksurface overhang clearance for bracket: 1"
- height above worksurface: 24"
- wire pass-through
- bracket visible on approach side only
- corners: ¾" radius
- see cleaning guidelines for cleaning information

To Order, Specify:

- ① Model Number
- ② Material:
 - a. acrylic - frosted or clear
 - b. metal - matte black or arctic silver

Acoustic PET Privacy Screen   in application	½	71%	27%	10	4	GP7228LU-PET	\$1,035
	½	65%	27%	10	3	GP6628LU-PET	\$1,019
	½	59%	27%	9	3	GP6028LU-PET	\$985
	½	53%	27%	9	3	GP5428LU-PET	\$959
	½	47%	27%	8	3	GP4828LU-PET	\$632
	½	41%	27%	7	2	GP4228LU-PET	\$622
	½	35%	27%	7	2	GP3628LU-PET	\$597
	½	29%	27%	6	2	GP3028LU-PET	\$478
	½	23%	27%	5	2	GP2428LU-PET	\$356

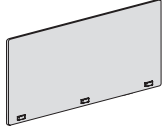

Features:

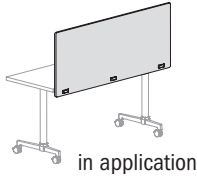
- bracket attaches to bottom of worksurface with wood screws
- minimum worksurface overhang clearance for bracket: 1"
- height above worksurface: 24"
- wire pass-through
- bracket visible on approach side only
- corners: ¾" radius
- see cleaning guidelines for cleaning information

To Order, Specify:

- ① Model Number
- ② Material:
 - a. PET - ash grey or silver grey
 - b. metal - matte black or arctic silver

PRIVACY

Description	D	W	H	CTN WT	CU FT	① Model	List Price
 <p>one side: acoustic PET</p>  <p>opposite side: magnetic markerboard</p>	1/2	71 5/8	27 5/8	14	4	GP7228LU-PETMB1	\$1,864
	1/2	65 5/8	27 5/8	13	3	GP6628LU-PETMB1	\$1,859
	1/2	59 5/8	27 5/8	12	3	GP6028LU-PETMB1	\$1,857
	1/2	53 5/8	27 5/8	11	3	GP5428LU-PETMB1	\$1,068
	1/2	47 5/8	27 5/8	10	3	GP4828LU-PETMB1	\$767
	1/2	41 5/8	27 5/8	9	2	GP4228LU-PETMB1	\$765
	1/2	35 5/8	27 5/8	8	2	GP3628LU-PETMB1	\$762
	1/2	29 5/8	27 5/8	8	2	GP3028LU-PETMB1	\$760
	1/2	23 5/8	27 5/8	7	2	GP2428LU-PETMB1	\$497

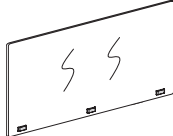
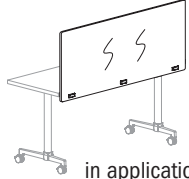


Features:

- bracket attaches to bottom of worksurface with wood screws
- minimum worksurface overhang clearance for bracket: 1"
- one side acoustic PET, opposite side magnetic markerboard
- PET is silver grey
- height above worksurface: 24"
- wire pass-through
- bracket visible on approach side only
- corners: 3/4" radius
- see cleaning guidelines for cleaning information

To Order, Specify:

- ① Model Number
- ② Metal Finish: matte black or arctic silver

<p>Dual Magnetic Markerboard Privacy Screen</p>   <p>in application</p>	1/2	71 5/8	27 5/8	17	4	GP7228LU-PETMB2	\$2,893
	1/2	65 5/8	27 5/8	16	3	GP6628LU-PETMB2	\$2,891
	1/2	59 5/8	27 5/8	15	3	GP6028LU-PETMB2	\$2,887
	1/2	53 5/8	27 5/8	14	3	GP5428LU-PETMB2	\$1,585
	1/2	47 5/8	27 5/8	12	3	GP4828LU-PETMB2	\$1,110
	1/2	41 5/8	27 5/8	11	2	GP4228LU-PETMB2	\$1,107
	1/2	35 5/8	27 5/8	10	2	GP3628LU-PETMB2	\$1,105
	1/2	29 5/8	27 5/8	9	2	GP3028LU-PETMB2	\$1,103
	1/2	23 5/8	27 5/8	8	2	GP2428LU-PETMB2	\$667

Features:

- bracket attaches to bottom of worksurface with wood screws
- minimum worksurface overhang clearance for bracket: 1"
- exposed edges in PET silver grey
- height above worksurface: 24"
- wire pass-through
- bracket visible on approach side only
- corners: 3/4" radius
- see cleaning guidelines for cleaning information

To Order, Specify:

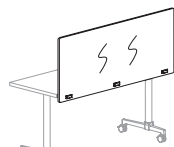
- ① Model Number
- ② Metal Finish: matte black or arctic silver

When ordering Quickship products, place a "Q" in front of model number.
Example: GP7228LU-ACR



Description	D	W	H	CTN WT	CU FT	① Model	List Price
Dual Markerboard - Hardboard	3/16	71%	27%	20	3	GP7228LU-HMB	\$863
Core Privacy Screen	7/16	65%	27%	19	3	GP6628LU-HMB	\$800
NOW!	3/16	49%	27%	17	3	GP5028LU-HMB	\$838
	3/16	53%	27%	16	3	GP5428LU-HMB	\$856
	3/16	47%	27%	14	2	GP4828LU-HMB	\$451
	3/16	41 7/8	27%	13	2	GP4228LU-HMB	\$443
	3/16	35%	27%	12	2	GP3628LU-HMB	\$440
	3/16	29%	27%	10	2	GP3028LU-HMB	\$437
	3/16	23%	27%	9	1	GP2428LU-HMB	\$315

DISCONTINUED - REMOVED FROM PRODUCT OFFERING



in application

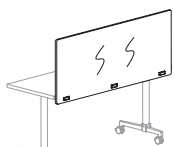
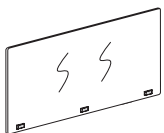
Features:

- bracket attaches to bottom of worksurface with wood screws
- minimum worksurface overhang clearance for bracket: 1"
- exposed edges are tempered hardboard
- height above worksurface: 24"
- wire pass-through
- bracket visible on approach side only
- corners: 3/4" radius
- see cleaning guidelines for cleaning information

To Order, Specify:

- ① Model Number
- ② Metal Finish: matte black or arctic silver

Dual Markerboard - Foamcore	1/2	71%	27%	19	4	GP7228LU-FMB	\$963
Core Privacy Screen	1/2	65%	27%	18	3	GP6628LU-FMB	\$913
	1/2	59%	27%	16	3	GP6028LU-FMB	\$816
	1/2	53%	27%	15	3	GP5428LU-FMB	\$798
	1/2	47%	27%	13	3	GP4828LU-FMB	\$699
	1/2	41%	27%	12	2	GP4228LU-FMB	\$657
	1/2	35%	27%	11	2	GP3628LU-FMB	\$585
	1/2	29%	27%	10	2	GP3028LU-FMB	\$527
	1/2	23%	27%	8	2	GP2428LU-FMB	\$469



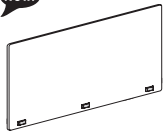
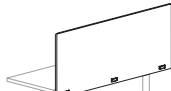
in application

Features:

- bracket attaches to bottom of worksurface with wood screws
- minimum worksurface overhang clearance for bracket: 1"
- exposed edges are PVC
- height above worksurface: 24"
- wire pass-through
- bracket visible on approach side only
- corners: 1/8" radius
- see cleaning guidelines for cleaning information

To Order, Specify:

- ① Model Number
- ② Metal Finish: matte black or arctic silver

Description	D	W	H	CTN WT	CU FT	① Model	List Price
TFL Privacy Screen  	¾	71 ½	27 ½	46	4	GP7228LU-TFL	\$454
	¾	65 ½	27 ½	43	4	GP6628LU-TFL	\$441
	¾	59 ½	27 ½	39	3	GP6028LU-TFL	\$429
	¾	53 ½	27 ½	36	3	GP5428LU-TFL	\$416
	¾	47 ½	27 ½	32	3	GP4828LU-TFL	\$366
	¾	41 ½	27 ½	28	3	GP4228LU-TFL	\$351
	¾	35 ½	27 ½	24	2	GP3628LU-TFL	\$338
	¾	29 ½	27 ½	21	2	GP3028LU-TFL	\$326
	¾	23 ½	27 ½	17	2	GP2428LU-TFL	\$313

Features:

- bracket attaches to bottom of worksurface with wood screws
- minimum worksurface overhang clearance for bracket: 1"
- edges are matching PVC
- height above worksurface: 24"
- wire pass-through
- bracket visible on approach side only
- corners: ⅛" radius
- see cleaning guidelines for cleaning information

To Order, Specify:

① Model Number

② Laminate Color

③ Metal Finish: matte black or arctic silver

② Laminate Color

Solid Patterns:

ALB Alabaster
 BBL Bridal Blanco
 DWH Designer White
 SHD Shadow
 SLG Slate Grey

Wood Grain Patterns:

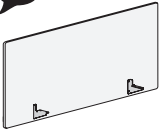
AGA Aged Ash
 ALL Ale Light
 BLO Blonde Echo
 BOL Bourbon Light
 BZW Brazilwood
 BGL Brighton Light
 CLL Collectors
 FLO Florence Walnut

GRH Graphite
 HGL High Line
 OAT Oatmeal Cookie
 PIN Pinnacle Walnut

STU Studio Teak
 VIN Vintage
 WLH Walnut Heights
 WEA Weathered Ash

When ordering Quickship products, place a "Q" in front of model number.
 Example: GP7228LU-HMB

NOW!
 Need it.
 JSI Quickship

Description	D	W	H	CTN WT	CU FT	① Model	List Price
Acrylic Privacy Screen 	¼	71%	27%	22	3	GP7224FU-ACR	\$1,001
	¼	65%	27%	21	3	GP6624FU-ACR	\$944
	¼	59%	27%	19	3	GP6024FU-ACR	\$836
	¼	53%	27%	18	3	GP5424FU-ACR	\$817
	¼	47%	27%	16	2	GP4824FU-ACR	\$747
	¼	41%	27%	14	2	GP4224FU-ACR	\$699
	¼	35%	27%	13	2	GP3624FU-ACR	\$620
	¼	29%	27%	11	2	GP3024FU-ACR	\$555
	¼	23%	27%	10	1	GP2424FU-ACR	\$491

Features:

- bracket attaches to bottom of worksurface with wood screws
- minimum worksurface overhang clearance for bracket: 3 ½"
- height above worksurface: 24"
- wire pass-through
- corners: ¾" radius
- see cleaning guidelines for cleaning information
- exposed bolts on approach side

To Order, Specify:

- ① Model Number
- ② Acrylic Options: frosted or clear

PRIVACY

Description	D	W	H	CTN WT	CU FT	① Model	List Price
Acoustic PET/Magnetic Marker-board Privacy Screen 	½	71%	27%	14	5	GP7224FU-PETMB1	\$1,793
	½	65%	27%	13	5	GP6624FU-PETMB1	\$1,790
	½	59%	27%	12	4	GP6024FU-PETMB1	\$1,788
	½	53%	27%	11	4	GP5424FU-PETMB1	\$999
	½	47%	27%	10	3	GP4824FU-PETMB1	\$738
	½	41%	27%	9	3	GP4224FU-PETMB1	\$736
	½	35%	27%	9	3	GP3624FU-PETMB1	\$733
	½	29%	27%	8	2	GP3024FU-PETMB1	\$731
	½	23%	27%	7	2	GP2424FU-PETMB1	\$468

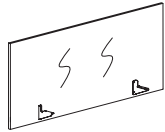
Features:

- bracket attaches to bottom of worksurface with wood screws
- minimum worksurface overhang clearance for bracket: 3 ½"
- one side acoustic PET, opposite side magnetic markerboard
- PET is silver grey
- height above worksurface: 24"
- wire pass-through
- corners: square
- see cleaning guidelines for cleaning information
- exposed bolts on approach side

To Order, Specify:

- ① Model Number

Description	D	W	H	CTN WT	CU FT	① Model	List Price
Dual Magnetic Markerboard	1/2	71 5/8	27 5/8	17	5	GP7224FU-PETMB2	\$2,823
Privacy Screen	1/2	65 5/8	27 5/8	16	5	GP6624FU-PETMB2	\$2,821
	1/2	59 5/8	27 5/8	15	4	GP6024FU-PETMB2	\$2,817
	1/2	53 5/8	27 5/8	14	4	GP5424FU-PETMB2	\$1,515
	1/2	47 5/8	27 5/8	13	3	GP4824FU-PETMB2	\$1,081
	1/2	41 5/8	27 5/8	11	3	GP4224FU-PETMB2	\$1,078
	1/2	35 5/8	27 5/8	10	3	GP3624FU-PETMB2	\$1,076
	1/2	29 5/8	27 5/8	9	2	GP3024FU-PETMB2	\$1,073
	1/2	23 5/8	27 5/8	8	2	GP2424FU-PETMB2	\$638



Features:

- bracket attaches to bottom of worksurface with wood screws
- minimum worksurface overhang clearance for bracket: 3 1/8"
- exposed edges in PET silver grey
- height above worksurface: 24"
- wire pass-through
- corners: square
- see cleaning guidelines for cleaning information
- exposed bolts on approach side


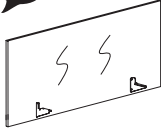
To Order, Specify:

- ① Model Number

PRIVACY

When ordering Quickship products, place a "Q" in front of model number.
Example: GPST228LU-ACR



Description	D	W	H	CTN WT	CU FT	① Model	List Price
Dual Markerboard - Hardboard	3/16	71%	27%	20	5	GP7224FU-HMB	\$794
Core Privacy Screen	3/16	65%	27%	19	4	GP6624FU-HMB	\$791
	3/16	59%	27%	17	4	GP6024FU-HMB	\$789
	3/16	53%	27%	16	4	GP5424FU-HMB	\$786
	3/16	47%	27%	14	3	GP4824FU-HMB	\$421
	3/16	41%	27%	13	3	GP4224FU-HMB	\$413
	3/16	35%	27%	12	3	GP3624FU-HMB	\$411
	3/16	29%	27%	10	2	GP3024FU-HMB	\$408
	3/16	23%	27%	9	2	GP2424FU-HMB	\$285

DISCONTINUED - REMOVED FROM PRODUCT OFFERING

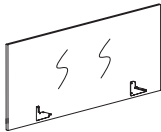
Features:

- bracket attaches to bottom of worksurface with wood screws
- minimum worksurface overhang clearance for bracket: 3 1/8"
- exposed edges are tempered hardboard
- height above worksurface: 24"
- wire pass-through
- corners: 3/4" radius
- see cleaning guidelines for cleaning information
- exposed bolts on approach side

To Order, Specify:

- ① Model Number

Dual Markerboard - Foamcore	1/2	71%	27%	19	5	GP7224FU-FMB	\$836
Core Privacy Screen	1/2	65%	27%	17	5	GP6624FU-FMB	\$659
	1/2	59%	27%	16	4	GP6024FU-FMB	\$451
	1/2	53%	27%	15	4	GP5424FU-FMB	\$843
	1/2	47%	27%	14	3	GP4824FU-FMB	\$669
	1/2	41%	27%	12	3	GP4224FU-FMB	\$497
	1/2	35%	27%	11	3	GP3624FU-FMB	\$355
	1/2	29%	27%	10	2	GP3024FU-FMB	\$317
	1/2	23%	27%	8	2	GP2424FU-FMB	\$279



Features:

- bracket attaches to bottom of worksurface with wood screws
- minimum worksurface overhang clearance for bracket: 3 1/8"
- exposed edges are PVC
- height above worksurface: 24"
- wire pass-through
- corners: 1/8" radius
- see cleaning guidelines for cleaning information
- exposed bolts on approach side

To Order, Specify:

- ① Model Number

Description	D	W	H	CTN WT	CU FT	① Model	List Price
TFL Privacy Screen 	¾	71 ½	27 ½	46	5	GP7224FU-TFL	\$383
	¾	65 ½	27 ½	43	5	GP6624FU-TFL	\$372
	¾	59 ½	27 ½	39	4	GP6024FU-TFL	\$359
	¾	53 ½	27 ½	35	4	GP5424FU-TFL	\$347
	¾	47 ½	27 ½	32	4	GP4824FU-TFL	\$336
	¾	41 ½	27 ½	28	3	GP4224FU-TFL	\$321
	¾	35 ½	27 ½	25	3	GP3624FU-TFL	\$309
	¾	29 ½	27 ½	21	3	GP3024FU-TFL	\$297
	¾	23 ½	27 ½	18	2	GP2424FU-TFL	\$283

Features:

- bracket attaches to bottom of worksurface with wood screws
- minimum worksurface overhang clearance for bracket: 3 ½"
- edges are matching PVC
- height above worksurface: 24"
- wire pass-through
- corners: square
- see cleaning guidelines for cleaning information
- exposed bolts on approach side

To Order, Specify:

- ① Model Number
- ② Laminate Color

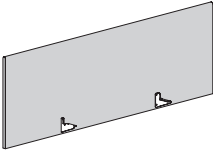
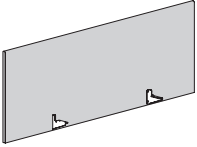
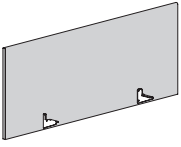
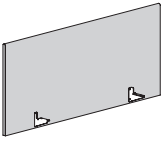
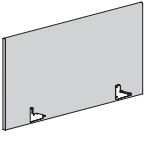
② Laminate Color

Solid Patterns:		Wood Grain Patterns:					
ALB Alabaster	AGA Aged Ash	BZW Brazilwood	GRH Graphite	STU Studio Teak			
BBL Bridal Blanco	ALL Ale Light	BGL Brighton Light	HGL High Line	VIN Vintage			
DWH Designer White	BLO Blonde Echo	CLL Collectors	OAT Oatmeal Cookie	WLH Walnut Heights			
SHD Shadow	BOL Bourbon Light	FLO Florence Walnut	PIN Pinnacle Walnut	WEA Weathered Ash			
SLG Slate Grey							

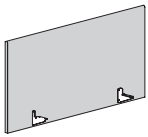
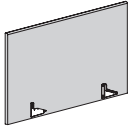
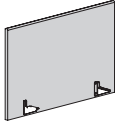
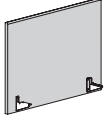
PRIVACY

When ordering Quickship products, place a "Q" in front of model number.
Example: GP7224FU-HMB

NOW!
Need it.
JSI Quickship

Description	D	W	H	CTN WT	CU FT	① Model	List Price Per Grade	
Fabric Privacy Screen 	1 1/8	72	27 5/8	52	8	GP7228FU-EMTK	COM \$1,346	
	Features:							A \$1,416
	· bracket attaches to bottom of worksurface with wood screws							B \$1,553
	· minimum worksurface overhang clearance for bracket: 3 1/8"							C \$1,794
	· height above worksurface: 24"							D \$2,103
	· wire pass-through							E \$2,413
	· corners: square							F \$2,894
	· see cleaning guidelines for cleaning information							G \$3,410
	· com ydg: 2 1/4							H \$3,960
								I \$4,820
							J \$5,850	
Fabric Privacy Screen 	1 1/8	66	27 5/8	48	8	GP6628FU-EMTK	COM \$1,317	
	Features:							A \$1,381
	· bracket attaches to bottom of worksurface with wood screws							B \$1,506
	· minimum worksurface overhang clearance for bracket: 3 1/8"							C \$1,726
	· height above worksurface: 24"							D \$2,010
	· wire pass-through							E \$2,294
	· corners: square							F \$2,736
	· see cleaning guidelines for cleaning information							G \$3,208
	· com ydg: 2 1/4							H \$3,712
								I \$4,501
							J \$5,445	
Fabric Privacy Screen 	1 1/8	60	27 5/8	44	7	GP6028FU-EMTK	COM \$1,287	
	Features:							A \$1,344
	· bracket attaches to bottom of worksurface with wood screws							B \$1,459
	· minimum worksurface overhang clearance for bracket: 3 1/8"							C \$1,659
	· height above worksurface: 24"							D \$1,917
	· wire pass-through							E \$2,175
	· corners: square							F \$2,577
	· see cleaning guidelines for cleaning information							G \$3,006
	· com ydg: 2							H \$3,464
								I \$4,180
							J \$5,040	
Fabric Privacy Screen 	1 1/8	54	27 5/8	40	6	GP5428FU-EMTK	COM \$1,257	
	Features:							A \$1,309
	· bracket attaches to bottom of worksurface with wood screws							B \$1,412
	· minimum worksurface overhang clearance for bracket: 3 1/8"							C \$1,592
	· height above worksurface: 24"							D \$1,825
	· wire pass-through							E \$2,057
	· corners: square							F \$2,418
	· see cleaning guidelines for cleaning information							G \$2,805
	· com ydg: 2							H \$3,217
								I \$3,862
							J \$4,635	
Fabric Privacy Screen 	1 1/8	48	27 5/8	36	6	GP4828FU-EMTK	COM \$1,065	
	Features:							A \$1,111
	· bracket attaches to bottom of worksurface with wood screws							B \$1,203
	· minimum worksurface overhang clearance for bracket: 3 1/8"							C \$1,364
	· height above worksurface: 24"							D \$1,569
	· wire pass-through							E \$1,776
	· corners: square							F \$2,097
	· see cleaning guidelines for cleaning information							G \$2,441
	· com ydg: 1 3/4							H \$2,808
								I \$3,381
							J \$4,068	

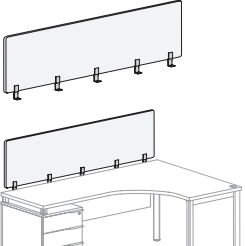
PRIVACY

Description	D	W	H	CTN WT	CU FT	① Model	List Price Per Grade			
Fabric Privacy Screen  <p>Features:</p> <ul style="list-style-type: none"> • bracket attaches to bottom of worksurface with wood screws • minimum worksurface overhang clearance for bracket: 3 1/8" • height above worksurface: 24" • wire pass-through • corners: square • see cleaning guidelines for cleaning information • com ydg: 1 1/2 	1 1/8	42	27 3/8	32	5	GP4228FU-EMTK	COM \$1,035 A \$1,076 B \$1,157 C \$1,297 D \$1,477 E \$1,658 F \$1,939 G \$2,239 H \$2,560 I \$3,061 J \$3,663			
	Fabric Privacy Screen  <p>Features:</p> <ul style="list-style-type: none"> • bracket attaches to bottom of worksurface with wood screws • minimum worksurface overhang clearance for bracket: 3 3/8" • height above worksurface: 24" • wire pass-through • corners: square • see cleaning guidelines for cleaning information • com ydg: 1 1/2 	1 1/8	36	27 3/8	28	4	GP3628FU-EMTK	COM \$1,007 A \$1,042 B \$1,110 C \$1,232 D \$1,386 E \$1,540 F \$1,781 G \$2,039 H \$2,314 I \$2,743 J \$3,259		
		Fabric Privacy Screen  <p>Features:</p> <ul style="list-style-type: none"> • bracket attaches to bottom of worksurface with wood screws • minimum worksurface overhang clearance for bracket: 3 3/8" • height above worksurface: 24" • wire pass-through • corners: square • see cleaning guidelines for cleaning information • com ydg: 1 1/4 	1 1/8	30	27 3/8	24	4	GP3028FU-EMTK	COM \$927 A \$945 B \$980 C \$1,040 D \$1,117 E \$1,195 F \$1,314 G \$1,443 H \$1,581 I \$1,795 J \$2,054	
			Fabric Privacy Screen  <p>Features:</p> <ul style="list-style-type: none"> • bracket attaches to bottom of worksurface with wood screws • minimum worksurface overhang clearance for bracket: 3 3/8" • height above worksurface: 24" • wire pass-through • corners: square • see cleaning guidelines for cleaning information • com ydg: 1 1/4 	1 1/8	24	27 3/8	20	3	GP2428FU-EMTK	COM \$843 A \$855 B \$878 C \$918 D \$970 E \$1,021 F \$1,102 G \$1,187 H \$1,279 I \$1,423 J \$1,595

PRIVACY

To Order, Specify:

① Model Number	② Fabric Selection	
(FLB)	Vendor Pattern Color	See a selection of graded in fabric manufacturers and patterns on pages 19-27. Contact Customer Service for additional fabric options.

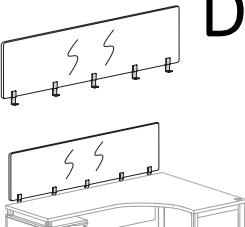
Description	D	W	H	CTN WT	CU FT	① Model	List Price
 <p>in application</p>	¼	71 ¼	23 ½	20	4	GP7224SS-ACR	\$1,011
	¼	65 ¼	23 ½	19	4	GP6624SS-ACR	\$989
	¼	59 ¼	23 ½	17	3	GP6024SS-ACR	\$888
	¼	53 ¼	23 ½	16	3	GP5424SS-ACR	\$843
	¼	47 ¼	23 ½	14	3	GP4824SS-ACR	\$736
	¼	41 ¼	23 ½	13	3	GP4224SS-ACR	\$697
	¼	35 ¼	23 ½	11	2	GP3624SS-ACR	\$602
	¼	29 ¼	23 ½	10	2	GP3024SS-ACR	\$512
	¼	23 ¼	23 ½	9	2	GP2424SS-ACR	\$470

Features:

- bracket attaches to top side of worksurface with wood screws
- height above worksurface: 24"
- corners: ¾" radius
- see cleaning guidelines for cleaning information

To Order, Specify:

- ① Model Number
- ② Acrylic Options: frosted or clear

Description	D	W	H	CTN WT	CU FT	① Model	List Price
 <p>in application</p>	¾	71 ¼	23 ½	18	4	GP7224SS-HMB	\$530
	¾	65 ¼	23 ½	17	4	GP6624SS-HMB	\$528
	¾	59 ¼	23 ½	15	3	GP6024SS-HMB	\$524
	¾	53 ¼	23 ½	14	3	GP5424SS-HMB	\$495
	¾	47 ¼	23 ½	13	3	GP4824SS-HMB	\$372
	¾	41 ¼	23 ½	11	3	GP4224SS-HMB	\$370
	¾	35 ¼	23 ½	10	2	GP3624SS-HMB	\$342
	¾	29 ¼	23 ½	9	2	GP3024SS-HMB	\$278
	¾	23 ¼	23 ½	8	2	GP2424SS-HMB	\$244

DISCONTINUED – REMOVED FROM PRODUCT OFFERING

Features:

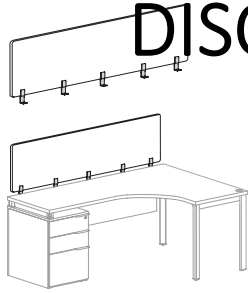
- bracket attaches to bottom side of worksurface with wood screws
- exposed edges are tempered hardboard
- height above worksurface: 24"
- corners: ¾" radius
- see cleaning guidelines for cleaning information

To Order, Specify:

- ① Model Number

PRIVACY

Description	D	W	H	CTN WT	CU FT	① Model	List Price
HPL Laminate - Hardboard Core Privacy Screen	3/16	71 1/4	23 5/8	18	4	GP7224SS-HHP	\$613
	3/16	65 1/4	23 5/8	17	4	GP6624SS-HHP	\$609
	3/16	59 1/4	23 5/8	16	3	GP6024SS-HHP	\$605
	3/16	53 1/4	23 5/8	14	3	GP5424SS-HHP	\$572
	3/16	47 1/4	23 5/8	13	3	GP4824SS-HHP	\$430
	3/16	41 1/4	23 5/8	11	3	GP4224SS-HHP	\$428
	3/16	35 1/4	23 5/8	10	2	GP3624SS-HHP	\$396
	3/16	29 1/4	23 5/8	9	2	GP3024SS-HHP	\$323
	3/16	23 1/4	23 5/8	8	2	GP2424SS-HHP	\$283



in application

DISCONTINUED - REMOVED FROM PRODUCT OFFERING

Features:

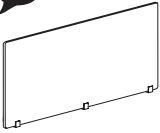
- bracket attaches to bottom side of worksurface with wood screws
- exposed edges are tempered hardboard
- height above worksurface: 24"
- corners: 3/4" radius
- see cleaning guidelines for cleaning information

To Order, Specify:

- ① Model Number
- ② Laminate Color

② Laminate Color

Solid Patterns:		Wood Grain Patterns:					
ALB Alabaster	AGA Aged Ash	BZW Brazilwood	GRH Graphite	STU Studio Teak			
BBL Bridal Bianco	ALL Ale Light	BGL Brighton Light	HGL High Line	VIN Vintage			
DWH Designer White	BLO Blonde Echo	CLL Collectors	OAT Oatmeal Cookie	WLH Walnut Heights			
SHD Shadow	BOL Bourbon Light	FLO Florence Walnut	PIN Pinnacle Walnut	WEA Weathered Ash			
SLG Slate Grey							

Description	D	W	H	CTN WT	CU FT	① Model	List Price
Acrylic Privacy Screen	¼	71 ¼	23 ⅝	20	4	GP7224VS-ACR	\$1,018
	¼	65 ¼	23 ⅝	19	4	GP6624VS-ACR	\$996
	¼	59 ¼	23 ⅝	17	3	GP6024VS-ACR	\$897
	¼	53 ¼	23 ⅝	16	3	GP5424VS-ACR	\$854
	¼	47 ¼	23 ⅝	14	3	GP4824VS-ACR	\$750
	¼	41 ¼	23 ⅝	11	3	GP4224VS-ACR	\$703
	¼	35 ¼	23 ⅝	11	2	GP3624VS-ACR	\$606
	¼	29 ½	23 ⅝	10	2	GP3024VS-ACR	\$521
	¼	23 ½	23 ⅝	9	2	GP2424VS-ACR	\$478

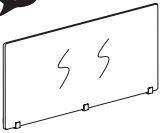
DISCONTINUED - REMOVED FROM PRODUCT OFFERING

Features:

- bracket attaches to top side of worksurface with wood screws
- height above worksurface: 24"
- corners: ¾" radius
- see cleaning guidelines for cleaning information

To Order, Specify:

- ① Model Number
- ② Acrylic Options: frosted or clear

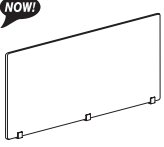
Description	D	W	H	CTN WT	CU FT	① Model	List Price
Dual Markerboard - Hardboard	⅜	71 ¼	23 ⅝	18	4	GP7224VS-HMB	\$549
Core Privacy Screen	⅜	65 ¼	23 ⅝	17	4	GP6624VS-HMB	\$546
	⅜	59 ¼	23 ⅝	15	3	GP6024VS-HMB	\$543
	⅜	53 ¼	23 ⅝	14	3	GP5424VS-HMB	\$515
	⅜	47 ¼	23 ⅝	13	3	GP4824VS-HMB	\$387
	⅜	41 ¼	23 ⅝	11	3	GP4224VS-HMB	\$383
	⅜	35 ¼	23 ⅝	10	2	GP3624VS-HMB	\$355
	⅜	29 ½	23 ⅝	9	2	GP3024VS-HMB	\$293
	⅜	23 ½	23 ⅝	8	2	GP2424VS-HMB	\$260

Features:

- bracket attaches to top side of worksurface with wood screws
- exposed edges are tempered hardboard
- height above worksurface: 24"
- corners: ¾" radius
- see cleaning guidelines for cleaning information

To Order, Specify:

- ① Model Number

Description	D	W	H	CTN WT	CU FT	① Model	List Price
HPL Laminate - Hardboard Core	3/16	71 1/4	23 3/8	18	4	GP7224VS-HHP	\$631
Privacy Screen	3/16	65 1/4	23 3/8	17	4	GP6624VS-HHP	\$628
	3/16	59 1/4	23 3/8	15	3	GP6024VS-HHP	\$625
	3/16	53 1/4	23 3/8	14	3	GP5424VS-HHP	\$592
	3/16	47 1/4	23 3/8	13	3	GP4824VS-HHP	\$444
	3/16	41 1/4	23 3/8	11	3	GP4224VS-HHP	\$441
	3/16	35 1/4	23 3/8	10	2	GP3624VS-HHP	\$408
	3/16	29 1/2	23 3/8	9	2	GP3024VS-HHP	\$337
	3/16	23 1/2	23 3/8	8	2	GP2424VS-HHP	\$299

DISCONTINUED - REMOVED FROM PRODUCT OFFERING

Features:


- sits on top of worksurface
- height above worksurface: 24"
- corners: 3/4" radius
- see cleaning guidelines for cleaning information
- stability block dimensions: 1 1/8"h x 27"w x 6"d
- ships flat

To Order, Specify:

① Model Number	② Laminate Color
② Laminate Color	<p>Solid Patterns:</p> <p>ALB Alabaster BBL Bridal Blanco DWH Designer White SHD Shadow SLG Slate Grey</p> <p>Wood Grain Patterns:</p> <p>AGA Aged Ash ALL Ale Light BLO Blonde Echo BOL Bourbon Light</p> <p>BZW Brazilwood BGL Brighton Light CLL Collectors FLO Florence Walnut</p> <p>GRH Graphite HGL High Line OAT Oatmeal Cookie PIN Pinnacle Walnut</p> <p>STU Studio Teak VIN Vintage WLH Walnut Heights WEA Weathered Ash</p>

Above-Surface Freestanding | General Purpose

Description	D	W	H	CTN WT	CU FT	① Model	TFL Block	Flat Cut Block	Double Cut Block
Freestanding Above Surface	1/4	47 3/4	23 3/4	14	4	GPT4824DTS-ACR	\$633		
Acrylic Privacy Screen with Support Block	1/4	47 3/4	23 3/4	14	4	GPV4824DTS-ACR		\$750	\$760



Features:

- sits on top of worksurface
- height above worksurface: 24"
- corners: 3/4" radius
- see cleaning guidelines for cleaning information
- stability block dimensions: 1 1/8"h x 27"w x 6"d
- ships flat

Options:

- GPT4824DTS-ACR - specify JSI standard laminate
- GPV4824DTS-ACR - specify Flat Cut (cherry, maple or walnut) or Double Cut and Finish

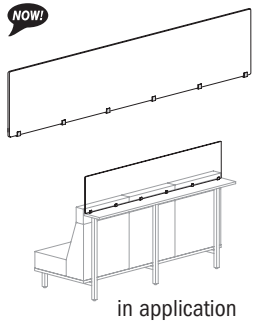
To Order, Specify:

① Laminate Model #	② Laminate Selection	
Laminate (GPT)	<p>Solid Patterns:</p> <p>ALB Alabaster BBL Bridal Blanco DWH Designer White SHD Shadow SLG Slate Grey</p>	<p>Wood Grain Patterns:</p> <p>AGA Aged Ash ALL Ale Light BLO Blonde Echo BOL Bourbon Light BZW Brazilwood BGL Brighton Light</p> <p>CLL Collectors FLO Florence Walnut GRH Graphite HGL High Line OAT Oatmeal Cookie PIN Pinnacle Walnut</p> <p>STU Studio Teak VIN Vintage WLH Walnut Heights WEA Weathered Ash</p>
① Veneer Model #	② Wood Species	③ Wood Finish
Veneer (GPV)	<p>Flat Cut</p> <p>CH1 Cherry MA1 Maple WA1 Walnut</p>	<p>Cherry:</p> <p>BRL Barley BBM Bourbon Medium BRM Brighton Medium CLA Classic CLL Collectors</p> <p>EAR Earthy HRV Harvest LGC Legacy PRL Praline SAF Saffron</p> <p>Maple:</p> <p>ALM Ale Medium BUT Butterscotch CIN Cinnamon FLX Flax VEN Venetian</p> <p>Walnut:</p> <p>AUB Auburn ESP Espresso MCH Mocha NTO Night Owl SIE Sienna</p> <p>TOF Toffee TRF Truffle</p>
	<p>Double Cut</p> <p>DC1 Double Cut</p>	<p>③ Wood Finish</p> <p>Double Cut:</p> <p>COF Coffee FOS Fossil KHK Khaki CRM Cremello GRH Graphite STU Studio Teak</p>

When ordering Quickship products, place a "Q" in front of model number.
Example: GP7224VS-ACR

NOW!
Need it.
JSI Quickship

Description	D	W	H	CTN WT	CU FT	① Model	List Price
Straight Acrylic Add On Screen Kit	¼	89¼	15½	19	5	GPS1690-ACR	\$988



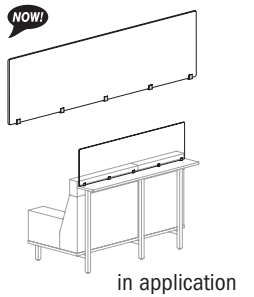
Features:

- bracket attaches to top side of worksurface with hardware and screws
- height above worksurface: 16"
- corners ¾" radius
- see cleaning guidelines for cleaning information
- brackets are satin nickel
- 6 brackets included
- used with: CTL3306, CTL3304

To Order, Specify:

- ① Model Number
- ② Acrylic Options: frosted or clear

Straight Acrylic Add On Screen Kit	¼	69¼	15½	15	4	GPS1670-ACR	\$792
-------------------------------------------	---	-----	-----	----	---	--------------------	--------------



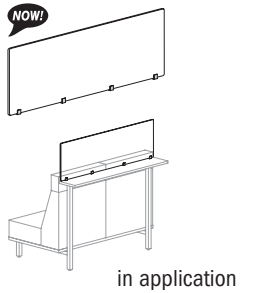
Features:

- bracket attaches to top side of worksurface with hardware and screws
- height above worksurface: 16"
- corners ¾" radius
- see cleaning guidelines for cleaning information
- brackets are satin nickel
- 5 brackets included
- used with: CTL2306WR, CTL2306WL, CTL2306UR, CTL2306UL, CTL2304WR, CTL2304WL, CTL2304UR, CTL2304UL

To Order, Specify:

- ① Model Number
- ② Acrylic Options: frosted or clear

Straight Acrylic Add On Screen Kit	¼	59¼	15½	14	3	GPS1660-ACR	\$680
-------------------------------------------	---	-----	-----	----	---	--------------------	--------------



Features:

- bracket attaches to top side of worksurface with hardware and screws
- height above worksurface: 16"
- corners ¾" radius
- see cleaning guidelines for cleaning information
- brackets are satin nickel
- 4 brackets included
- used with: CTL2306, CTL2304

To Order, Specify:

- ① Model Number
- ② Acrylic Options: frosted or clear

Description	D	W	H	CTN WT	CU FT	① Model	List Price
Straight Acrylic Add On Screen Kit	¼	39 ¼	15 ½	10	3	GPS1640-ACR	\$488

NOW!



in application

Features:

- bracket attaches to top side of worksurface with hardware and screws
- height above worksurface: 16"
- corners ¾" radius
- see cleaning guidelines for cleaning information
- brackets are satin nickel
- 3 brackets included
- used with: CTL1306WR, CTL1306WL, CTL1306UR, CTL1306UL, CTL1304WR, CTL1304WL, CTL1304UR, CTL1304UL

To Order, Specify:

- ① Model Number
- ② Acrylic Options: frosted or clear

Straight Acrylic Add On Screen Kit	¼	29 ¼	15 ½	8	2	GPS1630-ACR	\$375
-------------------------------------------	---	------	------	---	---	--------------------	--------------

NOW!



in application

Features:

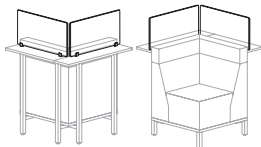
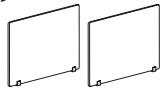
- bracket attaches to top side of worksurface with hardware and screws
- height above worksurface: 16"
- corners ¾" radius
- see cleaning guidelines for cleaning information
- brackets are satin nickel
- 2 brackets included
- used with: CTL1306, CTL1304

To Order, Specify:

- ① Model Number
- ② Acrylic Options: frosted or clear

Corner Acrylic Add On Screen Kit	¼	31 ⅝	15 ½	14	3	GPC1632-ACR	\$751
-----------------------------------------	---	------	------	----	---	--------------------	--------------

NOW!



in application

Features:

- bracket attaches to top side of worksurface with hardware and screws
- height above worksurface: 16"
- corners ¾" radius
- see cleaning guidelines for cleaning information
- brackets are satin nickel
- 4 brackets included- 2 per panel
- used with: CTC20T6W, CTC20T6UR, CTC20T6UL, CTC20T6UC, CTC20T4W, CTC20T4UR, CTC20T4UL, CTC20T4UC, CTC20S6UR, CTC20S6UL, CTC20S6UC, CTC20S4UR, CTC20S4UL, CTC20S4UC

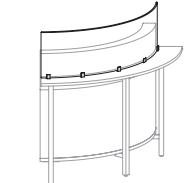
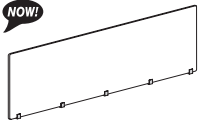
To Order, Specify:

- ① Model Number
- ② Acrylic Options: frosted or clear

When ordering Quickship products, place a "Q" in front of model number.
Example: GPS1660-ACR

NOW!
Need it.
JSI Quickship

Description	D	W	H	CTN WT	CU FT	① Model	List Price
Radius Acrylic Add On Screen Kit	¼	69	15½	16	4	GPR1669-ACR	\$792



in application

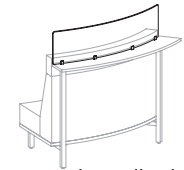
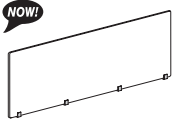
Features:

- bracket attaches to top side of worksurface with hardware and screws
- height above worksurface: 16"
- corners ¾" radius
- see cleaning guidelines for cleaning information
- brackets are satin nickel
- 5 brackets included
- ships flat
- used with: CTI32126, CTI32124

To Order, Specify:

- ① Model Number
- ② Acrylic Options: frosted or clear

Radius Acrylic Add On Screen Kit	¼	60¼	15½	14	4	GPR1661-ACR	\$693
----------------------------------	---	-----	-----	----	---	-------------	-------



in application

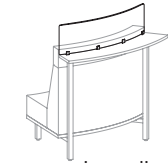
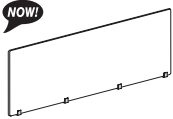
Features:

- bracket attaches to top side of worksurface with hardware and screws
- height above worksurface: 16"
- corners ¾" radius
- see cleaning guidelines for cleaning information
- brackets are satin nickel
- 4 brackets included
- ships flat
- used with: CTI32456, CTI32454

To Order, Specify:

- ① Model Number
- ② Acrylic Options: frosted or clear

Radius Acrylic Add On Screen Kit	¼	48¼	15½	11	3	GPR1649-ACR	\$594
----------------------------------	---	-----	-----	----	---	-------------	-------



in application

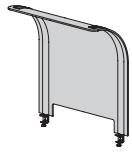
Features:

- bracket attaches to top side of worksurface with hardware and screws
- height above worksurface: 16"
- corners ¾" radius
- see cleaning guidelines for cleaning information
- brackets are satin nickel
- 4 brackets included
- ships flat
- used with: CTI32306, CTI32304

To Order, Specify:

- ① Model Number
- ② Acrylic Options: frosted or clear

Description	D	W	H	CTN WT	CU FT	① Model	List Price
Privacy Hood - Edge Mount	11 7/8	30	28 5/16	30	10	FLB3012-29CAN	\$988

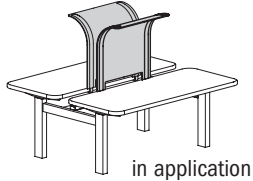


Features:

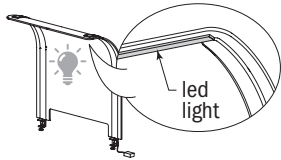
- mounts to edge of 1 1/4" - 1 1/2" worksurface
- height above worksurface: 28 1/4"

To Order, Specify:

- ① Model Number
- ② PET Color: ash grey or silver grey



Privacy Hood with Light - Edge Mount	11 7/8	30	28 5/16	30	10	FLB3012-29CANLT	\$1,153
--------------------------------------	--------	----	---------	----	----	-----------------	---------

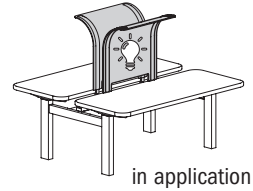


Features:

- mounts to edge of 1 1/4" - 1 1/2" worksurface
- height above worksurface: 28 1/4"
- LED tasklight included

To Order, Specify:

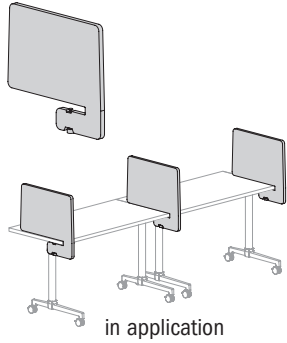
- ① Model Number
- ② PET Color: ash grey or silver grey



When ordering Quickship products, place a "Q" in front of model number.
Example: GPR1661-ACR

NOW!
Need it.
JSI Quickship

Description	D	W	H	CTN WT	CU FT	① Model	List Price
Acoustic PET Portable Slide on Privacy Screen	1	28	29½	14	3	GP2830SL-PET	\$938
	1	24	21½	10	2	GP2422SL-PET	\$712



Features:

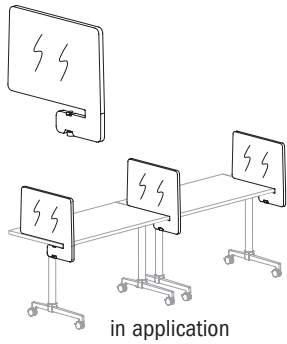
- slide on to edge of 1" - 1½" worksurface
- hard knob clamps to surface
- minimum worksurface overhang clearance for bracket: 7½"
- height above worksurface: 16" for GP2422SL-PET and 24" for GP2830SL-PET
- see cleaning guidelines for cleaning information

To Order, Specify:

- ① Model Number
- ② PET Color: ash grey or silver grey

Markerboard Portable Slide on Privacy Screen	1 ¼	28	29½	26	3	GP2830SL-PMB	\$818
----------------------------------------------	-----	----	-----	----	---	--------------	-------

PRIVACY



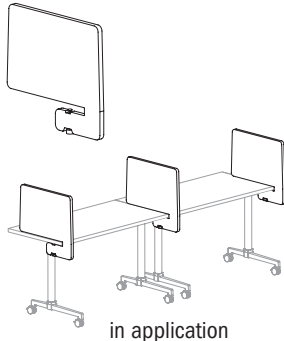
Features:

- slide on to edge of 1" - 1½" worksurface
- hard knob clamps to surface
- minimum worksurface overhang clearance for bracket: 7½"
- height above worksurface: 24"
- plywood core
- edges are white PVC

To Order, Specify:

- ① Model Number

Description	D	W	H	CTN WT	CU FT	① Model	List Price
HPL Laminate Portable Slide on Privacy Screen	1 1/6	28	29 1/2	26	3	GP2830SL-PHPL	\$862



Features:

- slide on to edge of 1" - 1 1/2" worksurface
- hard knob clamps to surface
- minimum worksurface overhang clearance for bracket: 7 1/2"
- height above worksurface: 24"
- plywood core
- edges are matching PVC

To Order, Specify:

- ① Model Number
- ② Laminate Color

② Laminate Color

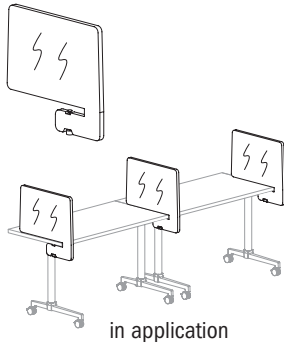
Solid Patterns:

- ALB Alabaster
- BBL Bridal Blanco
- DWH Designer White
- SHD Shadow
- SLG Slate Grey

Wood Grain Patterns:

- AGA Aged Ash
- ALL Ale Light
- BLO Blonde Echo
- BOL Bourbon Light
- BZW Brazilwood
- BGL Brighton Light
- CLL Collectors
- FLO Florence Walnut
- GRH Graphite
- HGL High Line
- OAT Oatmeal Cookie
- PIN Pinnacle Walnut
- STU Studio Teak
- VIN Vintage
- WLH Walnut Heights
- WEA Weathered Ash

Dual Magnetic Markerboard	1	28	29 1/2	14	3	GP2830SL-PETMB	\$1,384
Portable Slide on Privacy Screen	1	24	21 1/2	10	2	GP2422SL-PETMB	\$938



Features:

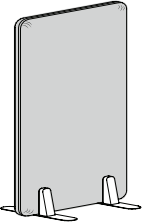
- slide on to edge of 1" - 1 1/2" worksurface
- hard knob clamps to surface
- minimum worksurface overhang clearance for bracket: 7 1/2"
- height above worksurface: 24"
- exposed edges in PET silver grey
- see cleaning guidelines for cleaning information

To Order, Specify:

- ① Model Number

Poufy - Freestanding Upholstered Screens

Description	D	W	H	CTN WT	CU FT	① Model	List Price Per Grade
60"h Single - Poufy Freestanding Upholstered Screen	2 1/8	48	60	73	9	INF4860-1SUP	COM \$1,627 A \$1,691 B \$1,815 C \$2,035 D \$2,315 E \$2,597 F \$3,034 G \$3,502 H \$4,002 I \$4,783 J \$5,721




Features:

- two metal bases with solid maple supports
- maple solid wood supports standard
- walnut or white oak solid wood supports available, specify and add \$156 list
- heavy cushioned surface not recommended for tacking
- **upholstery can only be cut up the roll for 60"h freestanding screens**
- com ydg: 6 3/4
- see cleaning guidelines for cleaning information

Options:

- specify upholstery
- specify wood species and finish
- specify metal finish

60"h Single - Poufy Freestanding Upholstered Screen	2 1/8	36	60	60	7	INF3660-1SUP	COM \$1,508 A \$1,560 B \$1,662 C \$1,839 D \$2,069 E \$2,298 F \$2,654 G \$3,036 H \$3,443 I \$4,080 J \$4,843
-----------------------------------------------------	-------	----	----	----	---	--------------	-----------------------------------------------------------------------------------------------------------------------------------------------




Features:

- two metal bases with solid maple supports
- maple solid wood supports standard
- walnut or white oak solid wood supports available, specify and add \$156 list
- heavy cushioned surface not recommended for tacking
- **upholstery can only be cut up the roll for 60"h freestanding screens**
- com ydg: 5 1/2
- see cleaning guidelines for cleaning information

Options:

- specify upholstery
- specify wood species and finish
- specify metal finish

60"h Single - Poufy Freestanding Upholstered Screen	2 1/8	30	60	50	6	INF3060-1SUP	COM \$1,330 A \$1,377 B \$1,469 C \$1,632 D \$1,839 E \$2,048 F \$2,372 G \$2,719 H \$3,090 I \$3,668 J \$4,362
-----------------------------------------------------	-------	----	----	----	---	--------------	-----------------------------------------------------------------------------------------------------------------------------------------------



Features:

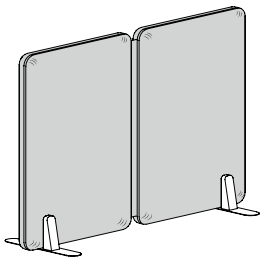
- two metal bases with solid maple supports
- maple solid wood supports standard
- walnut or white oak solid wood supports available, specify and add \$156 list
- heavy cushioned surface not recommended for tacking
- **upholstery can only be cut up the roll for 60"h freestanding screens**
- com ydg: 5
- see cleaning guidelines for cleaning information


Options:

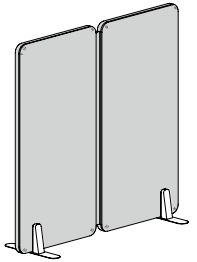
- specify upholstery
- specify wood species and finish
- specify metal finish

PRIVACY

Poufy - Freestanding Upholstered Screens

Description	D	W	H	CTN WT	CU FT	① Model	List Price Per Grade
60" h Double - Poufy Freestanding Upholstered Screen 	2 1/8	98	60	134	12	INF4860-2SUP	COM \$2,543
							A \$2,639
Features: <ul style="list-style-type: none"> two metal bases with solid maple supports maple solid wood supports standard walnut or white oak solid wood supports available, specify and add \$156 list heavy cushioned surface not recommended for tacking upholstery can only be cut up the roll for 60" h freestanding screens com ydg: 10 1/4 see cleaning guidelines for cleaning information 							
Options: <ul style="list-style-type: none"> specify upholstery specify wood species and finish specify metal finish 							
							B \$2,829
							C \$3,160
							D \$3,587
							E \$4,015
							F \$4,678
							G \$5,390
							H \$6,149
							I \$7,335
							J \$8,758

60" h Double - Poufy Freestanding Upholstered Screen 	2 1/8	74	60	107	10	INF3660-2SUP	COM \$2,370
							A \$2,449
Features: <ul style="list-style-type: none"> two metal bases with solid maple supports maple solid wood supports standard walnut or white oak solid wood supports available, specify and add \$156 list heavy cushioned surface not recommended for tacking upholstery can only be cut up the roll for 60" h freestanding screens com ydg: 8 1/2 see cleaning guidelines for cleaning information 							
Options: <ul style="list-style-type: none"> specify upholstery specify wood species and finish specify metal finish 							
							B \$2,607
							C \$2,883
							D \$3,236
							E \$3,591
							F \$4,141
							G \$4,731
							H \$5,361
							I \$6,344
							J \$7,524

60" h Double - Poufy Freestanding Upholstered Screen 	2 1/8	62	60	89	9	INF3060-2SUP	COM \$2,004
							A \$2,071
Features: <ul style="list-style-type: none"> two metal bases with solid maple supports maple solid wood supports standard walnut or white oak solid wood supports available, specify and add \$156 list heavy cushioned surface not recommended for tacking upholstery can only be cut up the roll for 60" h freestanding screens com ydg: 7 1/4 see cleaning guidelines for cleaning information 							
Options: <ul style="list-style-type: none"> specify upholstery specify wood species and finish specify metal finish 							
							B \$2,207
							C \$2,441
							D \$2,742
							E \$3,045
							F \$3,515
							G \$4,018
							H \$4,555
							I \$5,394
							J \$6,400

To Order, Specify:

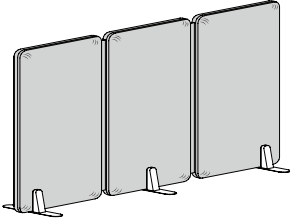
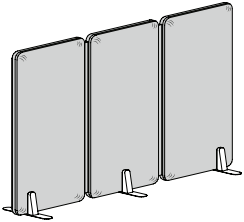
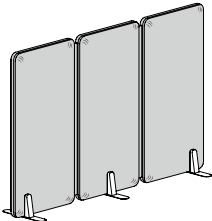
- ① Model Number
- ② Wood Species:
 - a.) STANDARD Maple (M)
 - b.) PREMIUM Walnut (W) - upcharge applies
 - c.) PREMIUM White Oak (WK1) - upcharge applies
- ③ Finish
 - a.) Maple Finish
 - b.) Walnut Finish
 - c.) White Oak Finish
- ④ Fabric Selection - vendor, pattern and color
- ⑤ Metal Color - Arctic Silver (ASL), Matte Black (MBK), Pewter (PEW) or Soft Nickel (SNK)

Note: Walnut and White Oak Solid hardwoods are PREMIUM materials and upcharges apply. Associated upcharges are located in bullet points under units where applicable.

Specifications

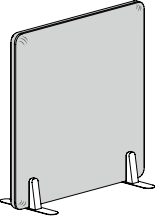
- two 12mm sandwiched birch plywood panel frames
- 1/2" polyurethane foam surface cushions on both faces
- living hinge is high density polyethylene with sewn upholstery
- solid hardwood supports
- 12 gauge metal base feet

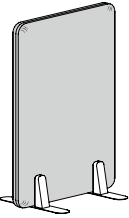
Poufy - Freestanding Upholstered Screens


Description	D	W	H	CTN WT	CU FT	① Model	List Price Per Grade
60" Triple - Poufy Freestanding Upholstered Screen 	2 1/8	148	60	199	16	INF4860-3SUP	COM \$3,667
							A \$3,797
Features: <ul style="list-style-type: none"> two metal bases with solid maple supports maple solid wood supports standard walnut or white oak solid wood supports available, specify and add \$156 list heavy cushioned surface not recommended for tacking upholstery can only be cut up the roll for 60" freestanding screens com ydg: 14 see cleaning guidelines for cleaning information 							
Options: <ul style="list-style-type: none"> specify upholstery specify wood species and finish specify metal finish 							
60" Triple - Poufy Freestanding Upholstered Screen 	2 1/8	112	60	158	13	INF3660-3SUP	COM \$3,007
							A \$3,117
Features: <ul style="list-style-type: none"> two metal bases with solid maple supports maple solid wood supports standard walnut or white oak solid wood supports available, specify and add \$156 list heavy cushioned surface not recommended for tacking upholstery can only be cut up the roll for 60" freestanding screens com ydg: 11 3/4 see cleaning guidelines for cleaning information 							
Options: <ul style="list-style-type: none"> specify upholstery specify wood species and finish specify metal finish 							
60" Triple - Poufy Freestanding Upholstered Screen 	2 1/8	94	60	132	11	INF3060-3SUP	COM \$2,945
							A \$3,045
Features: <ul style="list-style-type: none"> two metal bases with solid maple supports maple solid wood supports standard walnut or white oak solid wood supports available, specify and add \$156 list heavy cushioned surface not recommended for tacking upholstery can only be cut up the roll for 60" freestanding screens com ydg: 10 3/4 see cleaning guidelines for cleaning information 							
Options: <ul style="list-style-type: none"> specify upholstery specify wood species and finish specify metal finish 							

PRIVACY

Poufy - Freestanding Upholstered Screens

Description	D	W	H	CTN WT	CU FT	① Model	List Price Per Grade	
48" Single - Poufy Freestanding Upholstered Screen 	2 1/8	48	48	62	7	INF4848-1SUP	COM \$1,533	
	Features:							A \$1,587
	<ul style="list-style-type: none"> two metal bases with solid maple supports maple solid wood supports standard walnut or white oak solid wood supports available, specify and add \$156 list heavy cushioned surface not recommended for tacking com ydg: 5 3/4 see cleaning guidelines for cleaning information specify upholstery 							B \$1,694
	Options:							C \$1,881
	<ul style="list-style-type: none"> specify wood species and finish specify metal finish IUP1 							D \$2,120
								E \$2,359
								F \$2,732
								G \$3,131
								H \$3,557
								I \$4,222
								J \$5,020

48" Single - Poufy Freestanding Upholstered Screen 	2 1/8	36	48	51	6	INF3648-1SUP	COM \$1,435	
	Features:							A \$1,480
	<ul style="list-style-type: none"> two metal bases with solid maple supports maple solid wood supports standard walnut or white oak solid wood supports available, specify and add \$156 list heavy cushioned surface not recommended for tacking com ydg: 4 3/4 see cleaning guidelines for cleaning information specify upholstery 							B \$1,568
	Options:							C \$1,722
	<ul style="list-style-type: none"> specify wood species and finish specify metal finish IUP1 							D \$1,920
								E \$2,118
								F \$2,425
								G \$2,755
								H \$3,106
								I \$3,656
								J \$4,315

48" Single - Poufy Freestanding Upholstered Screen 	2 1/8	30	48	44	5	INF3048-1SUP	COM \$1,319	
	Features:							A \$1,361
	<ul style="list-style-type: none"> two metal bases with solid maple supports maple solid wood supports standard walnut or white oak solid wood supports available, specify and add \$156 list heavy cushioned surface not recommended for tacking com ydg: 4 1/2 see cleaning guidelines for cleaning information specify upholstery 							B \$1,445
	Options:							C \$1,590
	<ul style="list-style-type: none"> specify wood species and finish specify metal finish IUP1 							D \$1,778
								E \$1,966
								F \$2,257
								G \$2,569
								H \$2,903
								I \$3,423
								J \$4,049

To Order, Specify:

- ① Model Number
- ② Wood Species:
 - a.) STANDARD Maple (M)
 - b.) PREMIUM Walnut (W) - upcharge applies
 - c.) PREMIUM White Oak (WK1) - upcharge applies
- ③ Finish
 - a.) Maple Finish
 - b.) Walnut Finish
 - c.) White Oak Finish
- ④ Fabric Selection - vendor, pattern and color
- ⑤ Metal Color - Arctic Silver (ASL), Matte Black (MBK), Pewter (PEW) or Soft Nickel (SNK)




Specifications

- two 12mm sandwiched birch plywood panel frames
- 1/2" polyurethane foam surface cushions on both faces
- living hinge is high density polyethylene with sewn upholstery
- solid hardwood supports
- 12 gauge metal base feet

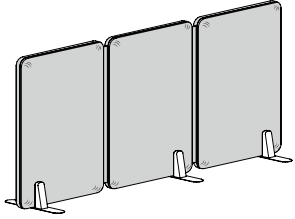
Note: Walnut and White Oak Solid hardwoods are PREMIUM materials and upcharges apply. Associated upcharges are located in bullet points under units where applicable.

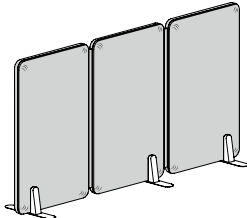
PRIVACY

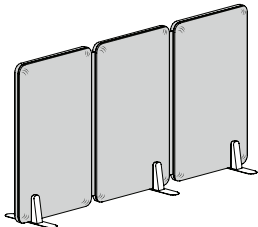
Poufy - Freestanding Upholstered Screens

Description	D	W	H	CTN WT	CU FT	① Model	List Price Per Grade
48" h Double - Poufy Freestanding Upholstered Screen 	2 1/8	98	48	112	10	INF4848-2SUP	COM \$2,365 A \$2,444 B \$2,602 C \$2,877 D \$3,231 E \$3,585 F \$4,136 G \$4,726 H \$5,356 I \$6,339 J \$7,518
	Features: <ul style="list-style-type: none"> · two metal bases with solid maple supports · maple solid wood supports standard · walnut or white oak solid wood supports available, specify and add \$156 list · heavy cushioned surface not recommended for tacking · com ydg: 8 1/2 · see cleaning guidelines for cleaning information · specify upholstery Options: <ul style="list-style-type: none"> · specify wood species and finish · specify metal finish · IUP1 						
48" h Double - Poufy Freestanding Upholstered Screen 	2 1/8	74	48	89	8	INF3648-2SUP	COM \$2,236 A \$2,304 B \$2,439 C \$2,673 D \$2,975 E \$3,277 F \$3,747 G \$4,250 H \$4,787 I \$5,626 J \$6,632
	Features: <ul style="list-style-type: none"> · two metal bases with solid maple supports · maple solid wood supports standard · walnut or white oak solid wood supports available, specify and add \$156 list · heavy cushioned surface not recommended for tacking · com ydg: 7 1/4 · see cleaning guidelines for cleaning information · specify upholstery Options: <ul style="list-style-type: none"> · specify wood species and finish · specify metal finish · IUP1 						
48" h Double - Poufy Freestanding Upholstered Screen 	2 1/8	62	48	76	7	INF3048-2SUP	COM \$1,964 A \$2,020 B \$2,132 C \$2,326 D \$2,576 E \$2,826 F \$3,214 G \$3,631 H \$4,075 I \$4,769 J \$5,603
	Features: <ul style="list-style-type: none"> · two metal bases with solid maple supports · maple solid wood supports standard · walnut or white oak solid wood supports available, specify and add \$156 list · heavy cushioned surface not recommended for tacking · com ydg: 6 3/4 · see cleaning guidelines for cleaning information · specify upholstery Options: <ul style="list-style-type: none"> · specify wood species and finish · specify metal finish · IUP1 						

PRIVACY

Description	D	W	H	CTN WT	CU FT	① Model	List Price Per Grade	
48" Triple - Poufy Freestanding Upholstered Screen 	2 1/8	148	48	166	13	INF4848-3SUP	COM \$3,405	
	Features:							A \$3,513
	<ul style="list-style-type: none"> two metal bases with solid maple supports maple solid wood supports standard walnut or white oak solid wood supports available, specify and add \$156 list heavy cushioned surface not recommended for tacking com ydg: 11 1/2 see cleaning guidelines for cleaning information specify upholstery 							B \$3,726
	Options:							C \$4,098
	<ul style="list-style-type: none"> specify wood species and finish specify metal finish IUP1 							D \$4,577
								E \$5,056
								F \$5,801
								G \$6,600
								H \$7,451
								I \$8,781
								J \$10,379

48" Triple - Poufy Freestanding Upholstered Screen 	2 1/8	112	48	131	11	INF3648-3SUP	COM \$3,228	
	Features:							A \$3,318
	<ul style="list-style-type: none"> two metal bases with solid maple supports maple solid wood supports standard walnut or white oak solid wood supports available, specify and add \$156 list heavy cushioned surface not recommended for tacking com ydg: 9 3/4 see cleaning guidelines for cleaning information specify upholstery 							B \$3,500
	Options:							C \$3,815
	<ul style="list-style-type: none"> specify wood species and finish specify metal finish IUP1 							D \$4,222
								E \$4,628
								F \$5,260
								G \$5,936
								H \$6,658
								I \$7,786
								J \$9,140

48" Triple - Poufy Freestanding Upholstered Screen 	2 1/8	94	48	112	9	INF3048-3SUP	COM \$2,873	
	Features:							A \$2,956
	<ul style="list-style-type: none"> two metal bases with solid maple supports maple solid wood supports standard walnut or white oak solid wood supports available, specify and add \$156 list heavy cushioned surface not recommended for tacking com ydg: 8 3/4 see cleaning guidelines for cleaning information specify upholstery 							B \$3,117
	Options:							C \$3,401
	<ul style="list-style-type: none"> specify wood species and finish specify metal finish IUP1 							D \$3,765
								E \$4,130
								F \$4,696
								G \$5,304
								H \$5,952
								I \$6,965
								J \$8,179

To Order, Specify:

- ① Model Number
- ② Wood Species:
 - a.) STANDARD Maple (M)
 - b.) PREMIUM Walnut (W) - upcharge applies
 - c.) PREMIUM White Oak (WK1) - upcharge applies
- ③ Finish
 - a.) Maple Finish
 - b.) Walnut Finish
 - c.) White Oak Finish
- ④ Fabric Selection - vendor, pattern and color
- ⑤ Metal Color - Arctic Silver (ASL), Matte Black (MBK), Pewter (PEW) or Soft Nickel (SNK)

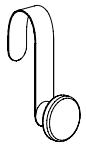
Specifications

- two 12mm sandwiched birch plywood panel frames
- 1/2" polyurethane foam surface cushions on both faces
- living hinge is high density polyethylene with sewn upholstery
- solid hardwood supports
- 12 gauge metal base feet

Note: Walnut and White Oak Solid hardwoods are PREMIUM materials and upcharges apply. Associated upcharges are located in bullet points under units where applicable.

Freestanding Screen Accessories

Description	D	W	H	CTN WT	CU FT	① Model	List Price
Knob - Freestanding Screen Accessory	3 7/8	2 1/2	7	2	1	INA0307F-KNOB	\$214



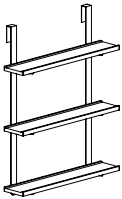
Features:

- supported by a metal hook
- solid maple knob standard maximum weight rating 10 lbs. (evenly distributed load)

Options:

- solid walnut or white knob available, specify and add \$16 list
- specify wood species and finish
- specify metal finish

Shelves - Freestanding Screen Accessory	6 5/8	24	32	9	4	INA2432F-3SHELF	\$732
	6 5/8	24	20	7	3	INA2420F-2SHELF	\$573
	6 5/8	24	8	5	2	INA2408F-1SHELF	\$407



-3SHELF shown

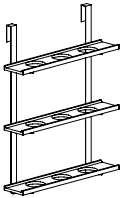
Features:

- supported by two metal hooks
- shelf depth 4 3/4"
- solid maple shelves standard maximum weight rating 10 lbs. per shelf (evenly distributed load)

Options:

- walnut or white oak shelves available, specify and add \$94 list
- specify wood species and finish
- specify metal finish

Planter Shelves - Freestanding Screen Accessory	6 5/8	24	32	9	4	INA2432F-3PLANTER	\$769
	6 5/8	24	20	7	3	INA2420F-2PLANTER	\$599
	6 5/8	24	8	5	2	INA2408F-1PLANTER	\$419



-3PLANTER shown

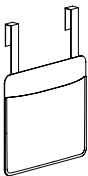
Features:

- supported by two metal hooks
- planter shelf with 3 1/2" holes for plant containers
- solid maple planter shelves standard maximum weight rating 10 lbs. per shelf (evenly distributed load)

Options:

- walnut or white oak planter shelves available, specify and add \$94 list
- specify wood species and finish
- specify metal finish

Pouch - Freestanding Screen Accessory	3 3/8	14	20	2	1	INA1111F-POUCH	\$481
---------------------------------------	-------	----	----	---	---	----------------	-------



Features:

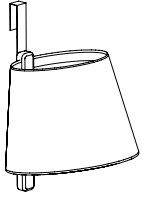
- supported by two metal hooks
- aniline dye leather
- maximum weight rating 10 lbs. per shelf (evenly distributed load)

Options:

- specify metal finish

PRIVACY

Description	D	W	H	CTN WT	CU FT	① Model	List Price
Sconce Lamp - Freestanding Screen Accessory	17 7/8	15	22	9	4	INA1522F-SCONCE	\$695



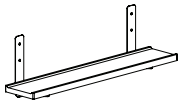
Features:

- supported by a metal hook
- 15' cord
- cord mounted rocker on/off switch - three prong plug fabric power cord
- on/off switch on 32" from light - field assembly required
- maximum 60 watt light bulb, NOT included/LED bulb recommended

Options:

- specify wood species and finish
- specify mode upholstery color for shade
- specify cord color
- specify metal finish

Tray - Poufy and Square Upholstered Wall Mound Tile Accessory	4 3/4	24	1	5	2	INA0524T	\$350
---------------------------------------------------------------	-------	----	---	---	---	----------	-------



Features:

- for use with square laminate marker, cork and tackable screen accessories
- supported by two metal brackets
- tray can be field installed on any 24" or wider tile except glass marker tiles
- tray can not be installed on intermediate positioned tiles (space is required below tile for clearance)
- maximum weight rating 10 lbs. per shelf (evenly distributed load)

Options:

- walnut or white oak sconce support available, specify and add \$ 20 list
- specify wood species and finish

To Order, Specify:

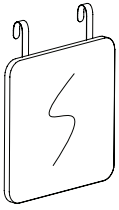
- ① Model Number

Specifications

- extruded PVC 1/2" thick panel
- natural cork 1/4" thick tackable face
- extruded aluminum mounting Z clips

Freestanding Screen Accessories

Description	D	W	H	CTN WT	CU FT	① Model	List Price
Square - Laminate Marker Tile Freestanding Screen Accessory	27/8	24	24	17	2	INA2424F-SQM	\$488



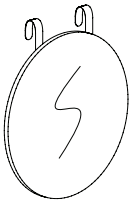
Features:

- supported by two metal hooks
- white markerboard high pressure laminate
- white edge band

Options:

- specify metal finish

Round - Laminate Marker Tile Freestanding Screen Accessory	27/8	24	24	17	2	INA24F-RDM	\$481
---------------------------------------------------------------	------	----	----	----	---	------------	-------



Features:

- supported by two metal hooks
- white markerboard high pressure laminate
- white edge band

Options:

- specify metal finish

Square - Cork Tile Freestanding Screen Accessory	27/8	24	24	8	2	INA2424F-SQC	\$457
-----------------------------------------------------	------	----	----	---	---	--------------	-------



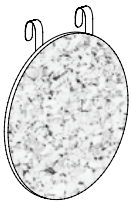
Features:

- supported by two metal hooks
- extruded PVC 1/2" thick panel
- natural cork 1/4" thick tackable face

Options:

- specify metal finish

Round - Cork Tile Freestanding Screen Accessory	27/8	24	24	7	2	INA24F-RDC	\$457
----------------------------------------------------	------	----	----	---	---	------------	-------



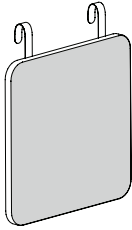
Features:

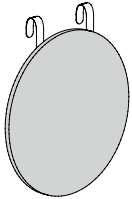
- supported by two metal hooks
- extruded PVC 1/2" thick panel
- natural cork 1/4" thick tackable face

Options:

- specify metal finish

PRIVACY

Description	D	W	H	CTN WT	CU FT	① Model	List Price Per Grade	
Square - Tackboard Tile Free-standing Screen Accessory 	27/8	24	24	11	2	INA2424F-SQUT	COM \$451	
	Features:						A	\$460
	· supported by two metal hooks						B	\$479
	· 1/2" soft tack core face						C	\$512
	· 1/4" hardwood backer panel						D	\$553
	· covered with surface glued and staple upholstery						E	\$596
	· com ydg: 1 1/2"						F	\$660
	Options:						G	\$730
	· specify upholstery						H	\$803
	· specify metal finish						I	\$919
							J	\$1,058

Round - Tackboard Tile Free-standing Screen Accessory 	27/8	24	24	11	2	INA24F-RDUT	COM \$451	
	Features:						A	\$460
	· supported by two metal hooks						B	\$479
	· 1/2" soft tack core face						C	\$512
	· 1/4" hardwood backer panel						D	\$553
	· covered with surface glued and staple upholstery						E	\$596
	· com ydg: 1 1/2"						F	\$660
	Options:						G	\$730
	· specify upholstery						H	\$803
	· specify metal finish						I	\$919
							J	\$1,058

PRIVACY

To Order, Specify:

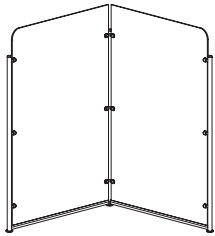
- ① Model Number
- ② Wood Species:
 - a.) STANDARD Maple (M)
 - b.) PREMIUM Walnut (W) - upcharge applies
 - c.) PREMIUM White Oak (WK1) - upcharge applies
- ③ Finish
 - a.) Maple Finish
 - b.) Walnut Finish
 - c.) White Oak Finish
- ④ Fabric Selection - vendor, pattern and color
- ⑤ Metal Color - Arctic Silver (ASL), Matte Black (MBK), Pewter (PEW) or Soft Nickel (SNK)

Specifications

- two 12mm sandwiched birch plywood panel frames
- 1/2" polyurethane foam surface cushions on both faces
- living hinge is high density polyethylene with sewn upholstery
- solid hardwood supports
- 12 gauge metal base feet

Note: Walnut and White Oak Solid hardwoods are PREMIUM materials and upcharges apply. Associated upcharges are located in bullet points under units where applicable.

Description	D	W	H	CTN WT	CU FT	① Model	List Price
Frosted Acrylic Freestanding Fixed Screen	42	42	64	100	44	CL4242-64PP-ACR	\$3,129



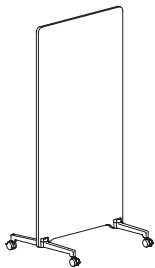
Features:

- slider glides for easy mobility
- ships kd
- frame is arctic silver

To Order, Specify:

- ① Model Number

TFL Freestanding Mobile Screen	¾	48	72	95	16	GP4872MS-TFL	\$1,347
	¾	42	72	86	15	GP4272MS-TFL	\$1,322
	¾	36	72	75	13	GP3672MS-TFL	\$1,297



Features:


- overall height: 72"
- base allows for offset nesting
- locking casters
- see cleaning guidelines for cleaning information

To Order, Specify:

- ① Model Number
- ② Laminate Color

Solid Patterns:		Wood Grain Patterns:			
ALB Alabaster	AGA Aged Ash	BZW Brazilwood	GRH Graphite	STU Studio Teak	
BBL Bridal Blanco	ALL Ale Light	BGL Brighton Light	HGL High Line	VIN Vintage	
DWH Designer White	BLO Blonde Echo	CLL Collectors	OAT Oatmeal Cookie	WLH Walnut Heights	
SHD Shadow	BOL Bourbon Light	FLO Florence Walnut	PIN Pinnacle Walnut	WEA Weathered Ash	
SLG Slate Grey					
- ③ Metal Finish

TFL Freestanding Fixed Screen	¾	48	72	95	16	GP4872FS-TFL	\$1,309
	¾	42	72	86	15	GP4272FS-TFL	\$1,283
	¾	36	72	75	13	GP3672FS-TFL	\$1,259



Features:

- overall height: 72"
- base allows for offset nesting
- see cleaning guidelines for cleaning information

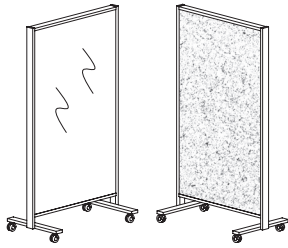
To Order, Specify:

- ① Model Number
- ② Laminate Color

Solid Patterns:		Wood Grain Patterns:			
ALB Alabaster	AGA Aged Ash	BZW Brazilwood	GRH Graphite	STU Studio Teak	
BBL Bridal Blanco	ALL Ale Light	BGL Brighton Light	HGL High Line	VIN Vintage	
DWH Designer White	BLO Blonde Echo	CLL Collectors	OAT Oatmeal Cookie	WLH Walnut Heights	
SHD Shadow	BOL Bourbon Light	FLO Florence Walnut	PIN Pinnacle Walnut	WEA Weathered Ash	
SLG Slate Grey					
- ③ Metal Finish

PRIVACY

Description	D	W	H	CTN WT	CU FT	① Model	List Price
Freestanding Mobile Screen	24	42	75	162	58	NAB2442-75MMB	\$3,878




Features:

- four non-locking casters
- base allows for offset nesting

To Order, Specify:

- ① Model Number
- ② Markerboard or Cork Board
- ③ Metal Finish: matte black or arctic silver

Description	D	W	H	CTN WT	CU FT	① Model	List Price Per Grade
Freestanding Mobile Screen - Tackboard One Side	24	42	75	162	58	NAB2442-75MTKD	COM \$3,954



Features:

- four non-locking casters
- base allows for offset nesting

To Order, Specify:

- ① Model Number
- ② Fabric Selection
- ③ Metal Finish: matte black or arctic silver

- A \$4,002
- B \$4,097
- C \$4,264
- D \$4,478
- E \$4,692
- F \$5,024
- G \$5,381
- H \$5,762
- I \$6,357
- J \$7,070

PRIVACY

Traditional Occasional Tables Order Check List:



Specify:

- 1. Model Number
- 2. Wood Species - Cherry (CH1) or Walnut (WA1)
- 3. Wood Finish
- 4. Product Options

Example:

ST8028 | CH1 | AUT |
(model #) | (wood species) | (finish) |

1. Model Number

2. Wood Species - Cherry (CH1) or Walnut (WA1)

3. Wood Finish Options:

Cherry		Walnut	
BRL	Barley	AUB	Auburn
BBM	Bourbon Medium	ESP	Espresso
BRM	Brighton Medium	MCH	Mocha*
CLL	Collectors*	NTO	Night Owl*
CLA	Classic	SIE	Sienna*
EAR	Earthy	TOF	Toffee
HRV	Harvest*	TRF	Truffle*
LGC	Legacy		
PRL	Praline*		
SAF	Saffron		

4. Product Options:

- Optional Coordinating Wood Grain Laminate Table Top: No upcharge. Finishes with an asterisk (*) have a coordinating laminate available.

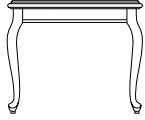
NOTE: Any specials or modifications must be accompanied by quote and approved drawing.

Description	D	W	H	CTN WT	CU FT	① Model	List Price
Rectangular Coffee Table	20	48	16	65	12	COFTQS8048	\$1,745



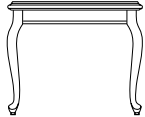
· compliment Walden and Wellington series

Square End Table	28	28	23	35	13	STQS8028	\$1,486
------------------	----	----	----	----	----	----------	---------



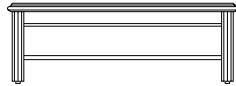
· compliment Walden and Wellington series

Rectangular End Table	18	28	23	25	9	ETQS8028	\$1,354
-----------------------	----	----	----	----	---	----------	---------



· compliment Walden and Wellington series

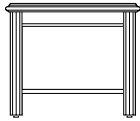
Rectangular Coffee Table	20	48	16	65	12	COFT8048	\$1,594
--------------------------	----	----	----	----	----	----------	---------



shown with
optional shelf

· compliment Walden and Wellington series
· optional shelf available, specify and add \$261 list

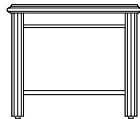
Square End Table	28	28	23	35	13	ST8028	\$1,356
------------------	----	----	----	----	----	--------	---------



shown with
optional shelf

· compliment Walden and Wellington series
· optional shelf available, specify and add \$241 list

Rectangular End Table	18	28	23	25	9	ET8028	\$1,272
-----------------------	----	----	----	----	---	--------	---------



shown with
optional shelf

· compliment Walden and Wellington series
· optional shelf available, specify and add \$195 list

To Order, Specify:

- ① Model Number
- ② Wood Species - Cherry (CH1) or Walnut (WA1)
- ③ Wood Finish
- ④ Product Options

③ Wood Finish Options:

Cherry		Walnut	
BRL	Barley	AUB	Auburn
BBM	Bourbon Medium	ESP	Espresso
BRM	Brighton Medium	MCH	Mocha*
CLA	Classic	NTO	Night Owl*
CLL	Collectors*	SIE	Sienna*
EAR	Earthy	TOF	Toffee
HRV	Harvest*	TRF	Truffle*
LGC	Legacy		
PRL	Praline*		
SAF	Saffron		

Specifications

- Wood species - Cherry or Walnut.
- Top is 1 1/4" thick.
- Veneer is reverse slip-matched.
- Shipped KD.

When ordering Quickship products, place a "Q" in front of model number.
Example: QV3072DD

