

Copilot – Tops for Table Base

Install Instructions

Recommended Tools



Hardware Included

- Screws and washers to attach top

Installation

Note: Determine correct fastener for type of top

1. Fixed Height Wood or Laminate Top, use (4) 3/4" #12 wood screws. Figure A.
2. Fixed Height Solid Surface Top, use (4) 5/8" X #10-24 screws and (4) washers. Figure B.
3. Adjustable Height Wood or Laminate Top, use (8) 1" #10 wood screws. Figure C.
4. Adjustable Height Solid Surface Top, use (8) 7/8" x #10-24 screws and (8) washers. Figure D.

Figure A

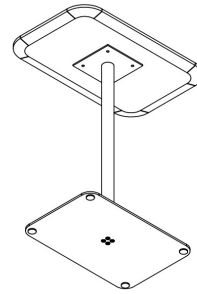


Figure B

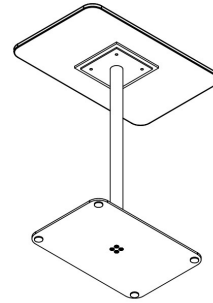


Figure C

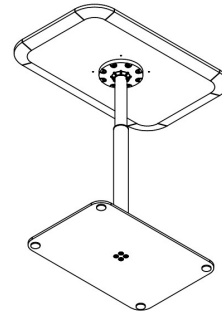
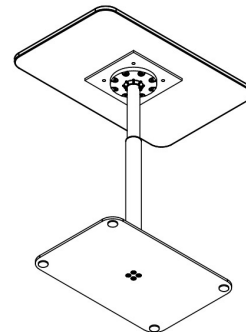


Figure D



Failure to comply with installation instructions will compromise the safety, durability and performance of this product, which may risk injury to the user of this product and/or diminish the product life cycle. Jasper Group assumes no liability in these instances.



225 CLAY STREET JASPER, INDIANA 47546



800.457.4511 TOLL FREE 812.482.3204 OFFICE



JSIFURNITURE.COM