

pricelist

effective August 29, 2022

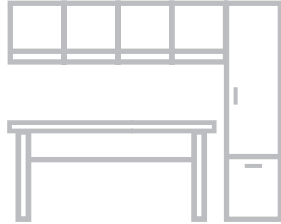
VISION



JSI Price Lists

Tables + Casegoods

Apogee
 Bourne Tables
 Broadway
 Brogan
 Collective Conference
 Finale
 Lincoln
 Native
 Nosh
 Privacy Program
 Prost
 Reef
 Romy
 Strata
 Traditional
 Trail
 Walden
 Wellington
 Accessories



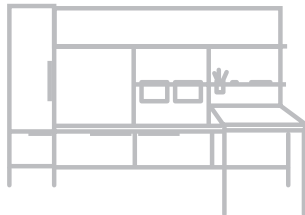
Lok

Training Tables
 Teamwork Tables
 Conference Tables
 Occasional Tables



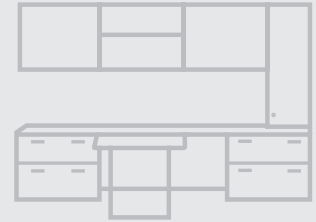
Flux

Private Office
 Open Plan



Vision

Casegoods
 Tables



Seating

Addison	Mackey
Americana	Madison
Ansen	Melrose
Arwyn	Millie
Avalon	Moto
Avini	Murphy
BeSpace	Newton
Boston	Olympian
Bourne Seating	Oxley
Bryn	Pillow
Caav	Portrait
Cabaret	Protocol
Class Act	Proxy
Classmate	Ramona
Collective Motion	Ria
Connect	Sosa
Encore	Tara
Esque	Teekan
Finn	Totem
Finn Nu	Trinity
Garvey R5	Tyler
Gatsby	Wink
Harbor	Ziva
Hoopz	
Indie	
Jude	
Knox	
Kyla	
Laurel	



Environmental Mission

Our vision and goal is a sustaining supplier, manufacturer and customer for the long term protection and preservation of our environment for future generations.

MISSION

To achieve this vision, we are dedicated to ensuring the health and wellbeing of all of our partners, reducing negative impact on the environment, and maintaining price structure by increasing efficiencies and reducing consumption.

JSI, and its parent company, is an internal manufacturer and has been an environmentally conscious organization for more than 80 years.

We are proud to use wood as our primary sustainable material resource and all corporate policies and procedures support the efforts to “recover, recycle, reuse, repurpose, reduce, refuse, and re-engineer”. In doing this, we are committed to the conservation of the environment and its natural resources as well as encouraging our suppliers and customers to do the same. A goal of a “Sustainable Partnership”, supplier, manufacturer and customer, is essential for the long term protection preservation and sustainability of our environment for future generations.

LOCATION

Our manufacturing facilities are located in the center of Southern Indiana. With our diverse product offering and manufacturing capabilities, we provide a single source for all of your project needs allowing you to conserve our fossil fuels and reduce greenhouse gases.

PACKAGING

We place emphasis on the minimal use of disposable packaging while still providing adequate protection to the finished product. Our corrugated packaging is recyclable, reusable, and up to 100% recycled content. We reuse or recycle more than 175 tons of corrugated material annually.

REGULATORY

All of our manufacturing facilities are in compliance with applicable OSHA regulations and meet or exceed all applicable DEM and EPA regulations for air emissions, storm water and hazardous waste disposal.

MANUFACTURING FACILITIES

Our manufacturing facilities are geared toward eco-efficiency and are encouraged to continually improve and conserve. Solid wood not used in the direct manufacturing process is recovered for the operation of our dry kilns, thus reducing greenhouse gases, the use of fossil fuels, and the burden of waste placed on landfills. Composite panels not used in the direct manufacturing process are ground and sold for use as animal bedding and boiler fuel. In addition to other energy savings techniques, our manufacturing facilities use high efficient lighting, make use of power factor capacitors, and encourage all to conserve and reduce energy consumption and water usage. Condensation pumps are used to aid in water conservation as well as extending boiler life.

MANUFACTURING PROCESSES

Our finish processes utilize efficient spray guns and proper spray techniques to reduce wasted material. Excess finish material, solvents, and waste are recycled. Many of the assembly processes use water based glues that contain no hazardous ingredients.

TEXTILES

Many of our fabric options utilize up to 100% recycled content. Our leather alternative program includes selections that contain no toxic materials, plasticizers, heavy metals, or formaldehyde and have a 100% biodegradable back cloth. Some of the available panel fabric used, if discarded is a biological nutrient for the soil. Most of the components (foam, batting, and polycord) used in upholstered products are recyclable. Excess fabrics and leathers not utilized in the upholstery process go to recyclers and local charities for additional use.

WOOD

Wood is the most diverse, most process friendly, and most widely utilized natural resource in mankind’s history. No other natural resource can match the environmental advantages of wood, including being renewable, recyclable, natural, carbon negative, and biodegradable. Utilizing the sun’s energy, trees grow and remove carbon dioxide from the air while giving off oxygen to benefit the entire planet. Approximately 49% of wood’s dry weight is carbon and harvesting mature trees in a sustainable forest, which has slowed in the absorption of carbon dioxide, allows the photosynthetic cycle to continue at full optimization and allow for the carbon to remain sequestered. We are proud to use wood as our primary “sustainable” renewable resource.

WOOD OPTIONS

Many environmentally friendly solid wood and engineered wood options are available for quote, including: Lyptus®, Plyboo®, reclaimed woods, agricultural and post-consumer waste fiber products, etc.

INDOOR AIR QUALITY

Our goal is to reduce the impact our products will have on the indoor air quality. We practice the latest technologies and utilize a third party to assure we meet this goal. GreenGuard, one of the leaders in IAQ certification, continues to certify our product offering with UL2818 - GreenGuard Indoor Air Quality certification.

PARTNERSHIPS

BIFMA
Business and Institutional Furniture Manufacturer Association
 USGBC
United States Green Building Council
 IIDA
International Interior Design Association
 FSC
Forest Stewardship Council - Forestland
 UL GreenGuard
Indiana Department of Natural Resources - Division of Forestry - Classified Forest, Wildlands Program

Lifetime Warranty

JSI warrants to the original purchaser that each piece of furniture will be free from defects in workmanship, given normal use and care for as long as the original customer owns and uses the product. Normal use is defined as the equivalent of a single shift, 40-hour work week.

JSI will, at its option, repair or replace with comparable product within the terms of the warranty.

Exceptions to Warranty:

12 Years (from date of purchase)

- Wood Seating
- Seating Controls
- Veneer Surfaces
- Laminate Surfaces
- Pneumatic Cylinders

5 Years (from date of purchase)

- Glides · Casters · Task Lights
- Mesh/Knit Material · Foam
- Florette Plastic Frame Chairs
- Electrical Components
- Electric Height Adjustable Bases

This Warranty Does Not Cover:

- Natural variations in color, grain or texture of wood and other covering materials over which JSI has no control.
- Normal wear, color fastness, shrinkage, puddling, wrinkling and stretching of upholsteries including fabric, vinyl, leather and other textiles. This warranty does not cover any defects that may arise in the use of COM or COL upholstery materials. Textile manufacturer's warranty will apply.
- Damages resulting from transportation, improper assembly, installation, handling, accident, user modification attachments, misuse, or neglect of product care.
- Damage resulting from extreme climate conditions.
- Finish damages resulting from normal wear and tear, improper maintenance, water damage, exposure to sunlight, extreme high or low humidity or temperature, or other acts of nature.
- Damage created by loading file drawers with anything other than hanging folders.

JSI makes no expressed or implied warranties to any product and, in particular, makes no warranty of merchantability of fitness for any particular purpose. JSI will not be liable for any consequential or incidental damages under this warranty.

Unique Characteristic of Natural Woods and Veneers


JSI uses high quality wood and veneer harvested from sustainably managed forests. Every tree has unique and defining characteristics, like fingerprints. These characteristics can be defined by differences in color, grain configuration, and textures. These characteristics will be more noticeable if the product has a clear or lighter finish.

Maple and Cherry species have a higher degree of uneven distribution of grain, small color streaks, and pin knots.

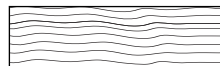
At JSI, we take care of selecting woods and veneers that are used in our products. With this in mind, we hope you appreciate the beauty of each tree's fingerprints. Products will not be replaced due to these natural characteristics.

Veneers can be sliced in a variety of ways to create unique patterns. JSI uses several different patterns, as shown below.

Flat (Plain) Cut as shown in diagram



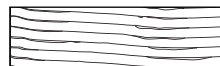
Quarter Sliced as shown in diagram



Double Cut as shown in diagram



Rift Cut as shown in diagram



Double Cut

The Double Cut veneer is a processed product that has at least two cuttings to create the final veneers. These cuts of veneer strands are dyed and layered into a block to create variation of patterns from a very tight grain pattern to an exotic figure grain pattern.

JSI uses select beech, cherry, maple, oak and walnut cut wood products to produce the desired look of our furniture products.

Laminates (Veneer Series)

An alternative HPL (Higher Pressure Laminate) laminate work surface can be specified on most of our casegood product lines. The specification pages will also list the available coordinating finishes.

Laminate Series

JSI laminate series offer a full laminated product with imprinted grain to hide finger prints and provide durability. The worksurface tops are HPL (High Pressure Laminate) or TFL (Thermal Fused Laminate). TFL is used on the product's chassis.

Please reference the featured highlights of each product line to identify the species, grain patterns, finishes for that product series

Finish - Top Coat

To reduce hazardous formaldehyde emissions, we use our proprietary specially designed top coat, DuraTex™. It significantly reduces hazardous formaldehyde emissions and helps improve indoor air quality.

Finish - Color/Stains

A wide range of stains are available to bring out the beautiful characteristics of each wood species. We coordinate finish color between our veneer stains and solid lumber stains; however, not all may be a perfect match. The stains are continually reviewed for accuracy of color, as well as a constant monitoring of the latest color trends in the furniture market.

Finish - Matching

Due to the natural characteristics of wood, environmental effects, and material upgrades, JSI cannot guarantee exact finish matches on existing furniture previously ordered.

If an exact match is required to accompany existing furniture, it must be specified at the time of order placement, so specific internal procedures can be followed to ensure a proper and acceptable finish match. We reserve the right to change our finish formula at any time to improve safety, quality, and appearance. Unless a finish match for existing furniture is requested at the time of ordering, we accept no liability for finish that may not match the existing furniture from prior orders.

Solid lumber may inherently have mineral streaks, pits, and various other natural occurrences. Care is taken in selecting the solid lumber to coordinate with the requested finish on our veneer products. This internal selection process is subject to availability of solid lumber parts.

Custom/Special Finishes

JSI, upon request, will accommodate special finishes. A written request is required to proceed with custom finish orders. A sample reference is required for first time matches and must be included with the written request.

There is a one time charge of **\$372 list per order** for any non-standard wood finish.

Orders will be entered noting the special finish. A sample match will be provided to the customer. Written approval is needed before the finish process can be started. Delays in approval may have an impact on lead times.

Every effort will be made to create the requested match; however, an acceptable match may not be possible because of natural variations of wood. These natural variations can also cause minor differences in the final finish product.

Samples

Samples of standard wood finishes, paints colors, metal colors, and standard laminate are available upon request. The fastest way for requests to be filled is by using our website. See below for options to request samples.

Website – jsifurniture.com (click the resource tab)

JSI Sales representatives

Phone – 800.457.4511 – Customer Service

Email – customerservice@jaspergroup.us.com

Pricing

Prices found in this document or on our website are list prices in U.S. dollars for standard product delivery to one destination. Prices do not include storage, installation, or taxes. Possession of this price list does not constitute an offer to sell. Orders can only be received from approved authorized JSI dealers.

Prices and product information in this document, as well as our website, are subject to change without notice. Reference website for most up to date product offering and pricing.

Orders

Detailed specification pages are available in the price list at the beginning of each series.

Additional information may be obtained by consulting the Customer Service Department or our website.

Indicate shipping address if different from billing address.

Send Orders To:

US Mail – JSI

225 Clay Street

Jasper, IN 47546

Fax – 812-482-1548

Email – orders@jaspergroup.us.com

JSI reserves the right to make changes in dimensions, styles, or specifications if we believe these changes will improve the safety, quality, or appearance of the product.

Acceptance of orders will be subject to credit approval, barring any acts of governments, or any other causes beyond our control (e.g. strikes, fire, embargo of materials, etc).

Product Modifications

While we offer a wide range of products to accommodate many possible solutions, we also recognize the needs for our products to be modified from our standard offering.

In the series introduction section of each product, we address modification options for that series.


To see if the desired modification is possible, please contact our Customer Service Department for a quote. Note that order quantities and material availability can affect the quote. Additional information may be requested to fully quote modifications.

Order Acknowledgments

All orders will be acknowledged promptly upon entry of a clean order. The acknowledgment will show how the order was entered, ship date and any other information pertinent to the order. It is the purchaser's responsibility to verify all the information on the acknowledgment carefully and notify us immediately, in writing, of any discrepancies.

Every reasonable effort is made to ship as acknowledged; however, the acknowledged ship date is approximate. Company will generally ship within five (5) working days of the acknowledged ship date. If a firm ship date is necessary, customer must inform company at time of order and company will make all reasonable efforts to meet each customer's request. Acknowledged shipping dates are contingent upon the force majeure conditions contained in these terms and conditions.

Quickship

Items indicated with a Quickship symbol  ship within 10 business days of receipt of a clean, credit approved purchase order. Product for up to 20 offices, 20 tables, or 40 seats can be selected from the Boston, Bourne, Brogan, Connect, Corbin, Flux, Garvey R5, Gatsby, Harbor, Indie, Madison, Moto, Newton, Proxy, Protocol, Ria, Ramona, Sosa, Tyler, Vision or Ziva series. See individual product pages for those models available on quickship. Available capacity is filled by orders as they are received. If normal 10 day Quickship is not available because capacity has been filled, you will be immediately notified. Changes and cancellations to Quickship orders are not allowed under any circumstances.

Delivery

Our freight policy consists of prepaid freight to the 48 contiguous states; all other shipments are prepaid to port of exit ONLY. JSI reserves the right to select the appropriate carrier and shipment routes, most shipments are on freight carriers that are dedicated furniture specialists. Standard deliveries require a DOCK that can accommodate **75 foot trucks**. Ownership and inspection of product is the responsibility of the buyer upon pickup by the freight carrier. Pricing in this book is for standard delivery only. Standard delivery does **not** include non-dock delivery, inside delivery, residential delivery or installation of product. Fees and changes for non-standard deliveries are listed below.

Standard Delivery Time

Between 8AM and 3PM Monday through Friday. Special delivery requests can be subject to additional fees to accommodate requests.

Cancellations and Changes

All orders are considered firm and are not subject to cancellation or change without approval from JSI. All approved changes are subject to additional charges and revised lead times

No Touch Freight

Our freight is considered "no touch". Therefore, customers are to be prepared to unload freight from inside the truck prior to arrival. In the instance that a driver must unload the shipment, driver assists fees will apply (see fees below).

On-Site Deliveries

Shipments to the installation site, and time deliveries are available on full truckloads or slightly less, at no additional charge. Shipments or timed deliveries for smaller shipments may not be available, or if available may require an additional charge.



Detention Fees

- Carriers are given two-hour maximum time allotment to unload for one-stop truckloads.
- Carriers are given one hour maximum time allotment to unload for multi-stop truckloads
- *Detention fees apply after allotted unloading time and will be at buyer's expense.

Fees

Orders of less than \$1,000 net \$90 net per order
 Weekday deliveries outside of standard delivery times \$300
 Weekend deliveries (Saturday or Sunday) \$600
 Liftgate Deliveries. \$500 minimum 7% of net price
 Driver Assist \$90
 Jobsite Non-Dock Delivery \$150 per truck
 Inside Delivery (first floor inside only) - no installation
 or carton removal. \$250 minimum 7% of net price
 NO RESIDENTIAL DELIVERIES

Warehouse/Storage Fees

Additional storage time with a provided two-week approved notice is calculated at 3% per month of the product amount or per day.

Please be Advised

- Reconsignment fees are the responsibility of the buyer.
- Any charges arising from failure to meet shipment, re-routing while in transit or carrier storage charges are the responsibility of the buyer.
- Contact Customer Service to inquire about skidding of products, special crating of products and product installation. These requests must be approved by JSI and made at the time of order.
- Carriers have the right to refuse delivery to a specified location if it conflicts with their liability policy.

Freight Damage

JSI products are packed in cartons and meet or exceed existing codes for furniture and seating products. All shipments are delivered to the carrier in good condition and our liability ceases thereafter. If delivery arrives short or damaged, contact the carrier immediately to file a claim. In the event of concealed damage, notify the carrier and request immediate inspection. Failure to file a claim within 15 days after receipt of merchandise constitutes acceptance and a waiver of any such claims. Please inspect merchandise immediately upon receipt, otherwise there is no recourse. Keep all cartons and packing material, discarding these materials may negate your claim.

Storage of product in areas of uncontrolled humidity and temperature may cause damage to the product and void the JSI warranty.

Repairs

JSI will not issue credit allowance for any type of repairs without prior written consent.

Sales order, product model numbers, and reason for repair will be expected in order to process the repair request. A digital photo will help to expedite the request. JSI reserves the right to recommend solutions for repair.

Replacement Parts

Obtain information and pricing on replacement parts by contacting Customer Service. Please have the model number available when requesting replacement parts. Additional information may be required to ensure proper replacement parts.

Returns

JSI products are made to order and may not be returned for credit. No merchandise may be returned to JSI without a signed Return Good Authorization (RGA) form issued by our Customer Service Department. RGA's will be considered for the following reasons:

1. Manufacturing defect (validated by JSI representative).
2. JSI order processing error.
3. Shipping error.
4. Mis-marked cartons.
5. Duplicate shipments.

Liability for defective merchandise shall be limited to replacement or repair.

If you have questions as to whether your reason for return qualifies for consideration, please contact Customer Service. At the discretion of JSI, returns on stocked items may be considered with the following stipulations:

1. 60% restocking fee.
2. All return freight charges must be prepaid by dealer.
3. Product was never removed from the original carton.
4. Product must be returned within 30 days of RGA issue date.
5. Credit will not be issued if product returned is damaged.
6. Under no circumstances can we accept COD (Cash on Delivery) returns. Any such shipment will be refused.

Please note most models on Quickship are produced on demand and cannot be returned. Modified, special or custom-built product is not eligible for return.

Fire Retardancy

All JSI upholstered components comply with California Bureau of Home Furnishings and Thermal Insulation-Technical Bulletin 117-2013 issued by State of California Department of Consumer Affairs. This standard requires upholstered furniture to be safer from the hazards associated with smolder ignition in all four (4) categories of materials, as applicable.

Compliance with more stringent codes may require special manufacturing considerations and upcharges.

California Technical Bulletin 133 (CAL 133)

JSI uses a barrier material between the foam cushioning and the upholstery cover in order to comply with CAL 133. The standard upcharge on products specified to comply with CAL 133 is \$69 list per yard of textile.

JSI has performed a series of full scale fire tests on samples - representing worst case scenarios of upholstered units - to comply with the requirements of the state of California Technical Bulletin 133 (CAL 133). Products in compliance are labeled in accordance of the standards.

Some product designs and fabric cannot be combined to comply with CAL 133. Because of this, we reserve the right to reject any request for an upholstery cover, including COM, textile may not contain olefin or product style that we feel may compromise the integrity or safety of a product specified to comply with CAL 133.

Contact Customer Service for a quote if you require laboratory certification that a specific product and upholstery combination WILL PASS CAL 133. The quotation will include testing, video, and transportation charges plus the list cost of the sample.

Our standard lead time will apply to products that do not require certification. Allow an additional six weeks over the standard lead time for products that need actual laboratory certification.

The end user, specifier and/or dealer have the responsibility to make sure all products specified will meet the flammability and safety codes of the jurisdiction where the products will be located and used.

Flame Spread

All JSI may be required to comply with the requirements of Flame Spread based on ASTM standards/NFPA Life Safety Codes and general public knowledge are as follows:

Solid Wood - Class C
 Topcoats - Class A
 Carded Fabric - Class A
 Composite Panels - Class C
 Laminate - Class B

Plastics - According to the NFPA, the lack of stability of plastics under high temperature conditions and inherit combustibility have eliminated the use of plastics for applications requiring a flame spread rating.

Also be advised that improvements may be attained in certain instances with the addition of chemicals which may add additional costs, chemical exposure and/or compromise the integrity of the product.

Textile Carded Programs

JSI is proud to partner with Maharam, Momentum, Spradling, Stinson, Ultrafabrics, Camira and Cortina Leather. Please refer to our website for our standard patterns, along with the current grade.

<https://www.jsifurniture.com/finishes-and-materials/textiles>

Textile Grade-In Programs

For the the convenience of our specifiers, we offer an extensive graded in program. Please reference our website for the most up to date informatmion on our graded in program.

<https://www.jsifurniture.com/resources/textile-partner-info/overview/>

For additional specifciations on the pattern or to order memo samples, please contact the textile suppliers directly:

Arc Com www.arc-com.com
 Camira www.camirafabrics.com
 Designtex www.designtex.com
 Maharam www.maharam.com
 Mayer www.mayerfabrics.com
 Momentum www.themomgroup.com
 Spradling www.spradlingvinyl.com
 Stinson www.cfstinson.com
 Ultrafabrics www.ultrafabricsllc.com
 Cortina Leather www.cortinaleathers.com

Any textile not graded in or pre-approved for COM/COL will require application test approval prior to order entry and shipment of fabric or leather to JSI. For current JSI grades and application status by series visit jsifurniture.com Resources > Graded-In + COM; [Graded-In + COM](#).

Indicate on purchase order if JSI is to order the fabric.

Grades and availability of fabric are subject to change without notice. Changes could include but are not limited to price increase, discontinued patterns, discontinued colors, etc. See jsifurniture.com for up to date information.

Many textiles have repeats and the additional yardage required has been factored in for textiles ordered through the JSI Carded and Grade-In Programs. We reserve the right not to match textiles with a horizontal or vertical repeat greater than 17". Additional charges may apply for textile being applied with special instructions.

Some fabric thickness or stiffness may cause issue with proper upholstering of tackable wall panels or upholstery privacy screens. Please contact customer service with concerns on the fabric thickness for these items.

COM/COL Address

JSI
 Attn: COM/COL Department
 Receiving B
 Dock 71
 201 East Martin St.
 Orleans, IN 47452

Tag: Dealer Name / Purchase Order #

General COM Fabric/COL Hide Policy

Refer to the COM/COL Price Columns for list prices.

All yardage requirements listed in the price list are based upon 54" plain non-directional material. Additional yardage may be required based on fabric repeat and matching.

All square footage requirements for COL are based on an average hide size of 50 square feet.

Contact Customer Service for any of the following conditions:

- + approval of COM/COL to be used (see policy on the next page)
- + fabric repeats greater that 3"
- + fabric less than 54" wide
- + leather hides smaller than 50 square feet
- + special application requirements request

When requesting information from Customer Service on COM/COL please supply the following information:

- + model number and quantity of the product the COM/COL will be applied
- + COM/COL textile supplier's name
- + name of pattern and color of the textile
- + any special application request

Visit jsifurniture.com Resources > Graded-In + COM to see if the textile has already been approved. If there is no record for this particular textile then a Memo Sample will be required.

JSI takes no responsibility when additional materials must be ordered.

COM Fabric Repeat Guide

Roll Width	Plain Fabric	1" - 5" Repeat	6" - 10" Repeat	11" - 15" Repeat	16" - 20" Repeat	21" - 30" Repeat	31" - 40" Repeat	41" - 50" Repeat
54"	0%	10%	15%	20%	25%	30%	40%	50%
53" to 51"	15%	20%	25%	30%	35%	40%	50%	60%
50" to 48"	30%	35%	40%	45%	50%	55%	70%	90%
47" to 36"	60%	65%	70%	75%	80%	85%	100%	120%

The percentage represents the additional fabric yardage that needs to be added to the COM yardage. Contact Customer Service for repeats greater than 50".

All COM/COL must meet applicable codes and regulations, including TB117-2013. By selecting COM/COL, customer certifies that the material meets such codes. JSI assumes no responsibility for the applicable codes and regulation regarding flammability rating and safety rating of any COM/COL.

JSI cannot be held responsible for receipt of defective fabrics, as we apply all COM as first quality goods.

We can take no responsibility for tailoring, wear-ability or application of COM/COL textiles. Any warranty claims for the COM/COL Textile materials will fall to the original vendor of the textile, not JSI.



COM Fabric/COL Hide Process for JSI Seating

General COM Fabric and COL Hide Policy also apply.

JSI will approve or disapprove COM/COL on all products. An approval of a textile from JSI makes no claim that performance, durability or tailoring of COM/COL will result in satisfactory upholstery. Every effort will be made to meet customer's expectation, but fabrics/leathers have unforeseen inherent characteristics that may limit JSI's ability to deliver a well tailored product.

Approval COM Textile/COL Hide Process for Seating

Follow the Steps Below:

1. Send a Memo Sample of the COM/COL (recommended memo be at least 4" x 4")

JSI

Attn: COM/COL Approval Department

201 East Martin Street

Receiving B, Dock 71

Orleans, IN 47452

2. Call our Customer Service Department at 812-482-3204 to request an electronic version of approval form.

Please send sample to:
JSI
Attn: COM/COL Approval Depart.
201 East Martin St.
Receiving B, Dock 71
Orleans, IN 47452

Please forward a copy of this form
to your JSI CSR for record keeping

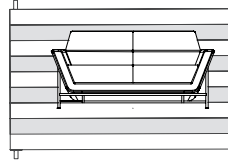
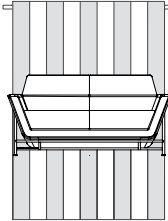
Guide Order Form for COM and COL

① Order Information:

Quote #:	Purchase Order #:
Customer Service:	
Dealer Name/Project Name:	
Contact:	
Address:	
Phone:	Email:
Model Number(s) Receiving COM / COL:	

② Select off the bolt application: (Check one of the boxes)

- Up the roll (standard on most seating) Railroaded



③ Additional information:

④

Attach sample here.

JSI will review and test as needed all requests. You will be notified as soon as results are documented by our review personnel. JSI reserves the right to reject any COM/COL on our products. We will provide COM/COL explanation of any unapproved textile whenever possible.

Custom Options

Wood and Metal Laser Cut Backs

Many of our seating models are available with custom wood engraving or laser cut backs. University seals, logos, unique designs, or any type of graphic can be designed into the seating back for a custom creation. Copyright approval may be required. Consult JSI Customer Service for pricing and artwork specifications. Artwork must be submitted as a JPG or PDF file.



Wood Laser Engraving and Cut Outs General Pricing

* must order plain back when choosing these options

For Artwork 4" x 4" or Less	\$56 list per chair
For Artwork Less than 6" x 6"	\$99 list per chair
For Artwork Larger than 6" x 6"	Call For Pricing

For orders fewer than 50 pieces, add \$153 list per design, per order. This pricing reflects etching (leaving the wood dark). If additional painted colors are added to artwork please call customer service for pricing.

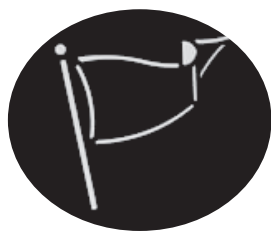
A \$134 list set-up fee applies.

Metal Laser Cut Out General Pricing

* must order plain back when choosing this option.

Contact Customer Service for pricing.

Examples shown below



Care and Maintenance

Care and Maintenance

Care of Upholstery Surfaces

Cleanability will vary based on the fabric type. For best results, a professional service is recommended. Dirt and crumbs may be gently brushed or vacuumed off. Spills should be wiped up immediately with a cloth. Vinyl textiles can be cleaned with warm soapy water and then wiped down with a warm damp cloth. For more details on any JSI carded fabric and vinyl, please visit our website at jsifurniture.com or consult the back of the appropriate swatch card for cleaning codes and any specific instructions. For COM materials, consult with the individual textile manufacturer for cleaning codes and any specific instructions pertaining to your particular fabric.

Maintenance of Mechanical Parts

Clean any lint or debris from the moving parts of the base mechanisms. Mechanisms have been designed and tested to not require lubrication under normal conditions; however, lubricant can be used if needed.

Care of Wood Edges and Veneer Surfaces

Clean all surfaces frequently with water dampened soft cloth, moving the cloth with the grain direction. Immediately remove any liquids that come in contact with wood surfaces with a blotting action to absorb liquid. Buff dry. Lift objects to move them, never pull them across the finished surface. For an additional safeguard, use a protective surface pad. This will ensure a lasting finish by protecting your furniture from possible damage caused by pens, cups and sharp objects. Avoid exposure of furniture to extremes of heat and cold, or to wide humidity variances. Avoid exposure of furniture to strong sunlight. Avoid exposure of furniture to harsh solvents such as nail polish remover, acetates, etc., as it will cause finish deterioration. If using a protective glass top, place spacer pads under the glass top to allow the wood to breath.

Care of Metal Finishes

Wash you powder-coated item at least one every six months. Use soft rags only - No abrasives. For stubborn stains and grease marks, use soap and water mixture. Combine 1 gallon of water and 1 cup of the neutral detergent in the bucket. Mix it up by swirling one of the rags around in it. Wipe down the powder coat with a rag that has been dampened with the cleaning solution. Do not scrub, but use gentle, repetitive pressure to remove any built-up grime. Rinse the powder coat off with a rag dampened with clear, clean water. Do not spray it down, but rather wipe it off with the rag. You may need to do this several times to get all the soap off. Wipe the powder coat down with a clean dry rag. This will prevent streaking and spotting.

Care of Frosted Glass

Use a clean, dry lint free cloth to wipe the surface. Follow with warm water and a clean rag; no soap or chemicals. Wipe dry with a clean, dry lint free cloth. Cleaning the frosted side is not recommended, if desired to clean use the above method but do not spray the water on the frosted side, use a clean rag. Please allow 48 hours for the frosted side to dry and not to show cloudiness.

Tempered Glass Information

JSI is aware of occasional occurrences of spontaneous glass breakage in various furniture products. Tempered glass makes it stronger and if it breaks, will cause it to break into many small pieces of "cubes" rather than sharp and potentially dangerous shards.

Glass breakage in furniture may occur for a variety of reasons. Tempered glass is particularly prone to breakage from damage (scratches, nicks, etc.) that may occur during shipping, handling, installation, use or maintenance. Exposure to rapid changes in temperature or concentrated temperature zones may also cause breakage.

Tempered glass may also break due to a specific type of imperfection or "inclusion" that occurs within the glass when manufactured. When this condition exists glass breakage may occur without any obvious cause. This is often referred to as "spontaneous" breakage but is a very isolated occurrence in the glass industry.

Care of Dry Erase Boards

Erase after every use to eliminate ghosting. Clean weekly with a Dry Erase Cleaner. Avoid the use of orange and red Dry Erase Markers. Follow manufactures cleaning instructions for the eraser. If ghosting or staining remains use a small amount of rubbing alcohol on a clean, soft towel to remove.

Care of Solid Surface

Although liquids cannot penetrate Solid Surface, it is best to wipe up spills as they occur. Generally, a damp microfiber cloth used with a standard household kitchen spray should remove most stains.

For most residues, all you need to clean your Solid Surface countertops is a warm soapy water, ammonia-based household cleaner or a dedicated countertop cleaner. Do avoid window cleaners; however, as they can leave a waxy build-up that dulls the surface. Always clean using a circular motion.

Film will build up on countertops if water is left to dry on the surface. This film will dull the countertop surface, making the finish appear blotchy and uneven. To prevent film build-up, it is very important to wipe the countertop completely dry immediately after spills and cleaning.

Some color of Solid Surface may require more frequent cleaning to maintain a uniform finish. Darker colors tend to require more attention than lighter colors. Over time, even with proper care, your countertop will acquire a sheen. Dark colors may show light scratches more readily.

Specification Tools

JSI products are manufactured to order and provide a multitude of options to address your individual customer needs. As you process your order do not forget to include all the necessary information to allow the order entry process to be completed. Please see the order checklist at the beginning of every series.

JSI Customer Service edits every order for complete information. If details are not included with the purchase order, Customer Service will contact you to answer these questions. If information is not completed in a timely manner it will delay the entry process and could effect your product delivery date. To avoid delay in order entry and potential delay in delivery of your order, please double check the line items to ensure all selections have been completed.

To ensure completion of details on your purchase order, electronic catalogs and specification tools have been developed to aid in the process. These electronic tools include:

20-20 GIZA Studio and 20-20 CAP Studio software offers state-of-the-art design, specification, photo-realistic rendering and three-dimensional visualization capabilities for configurable products in the commercial interior design markets. 20-20 GIZA Studio and 20-20 CAP Studio are available for all JSI Casework and Seating products, in 2D and 3D graphics and the Specifier Catalog. Updates are made monthly reflecting any changes that occurred. To be sure the most up to date information is provided on orders, users of this software program are responsible to update their catalogs.

CET Designer, by Configura is an all-in-one software solution for space planning and configuration of products. The intuitive workflow guides you through entire process from idea to reality - supporting every step of the sales process

ProjectMatrix, Inc. offers a full software solution for the contract furniture industry. Their software can help you create space plans to specifications for ease of specifying our JSI Casework and Seating product lines. Updates are made monthly reflecting any changes that occurred. To be sure the most up to date information is provided on orders, users of this software program are responsible to update their catalogs.

GSAdvantage is a Federal Government electronic catalog site offered to assist GSA customers in specifying and pricing JSI product. Listed at this site are all contract items and prices under GSA Contract # GS-28F-0030U.

Our JSI website jsifurniture.com provides many tools to assist in the design and order selection. Included in the site are downloadable images, typicals, product symbols, brochures, contact information, price lists, sales representative locations, warranty and environmental information.

GSA Terms and Conditions



Contract Holder
Contract # GS-28F-0030U

In addition to the standard terms and conditions, the following terms and conditions apply to GSA contract.

Contract Number
GS-28F-0030U

Contract Period
June 24, 2013 - June 24, 2023

Statement of Intended Use
The furniture covered by special item number 33721 Office Furniture shall comply with the requirements defined in purchase description 3QSAB 09-608. All furniture offered under this SIN shall be GSA Chassis Grade 1, 2, 3 or NA, GSA Drawer Grade 1, 2, 3, 4 or NA, Design A B or C, as defined in 3QSAB 09-608.

Description of Special Item Number SIN #33721

Cooperative Purchasing
No

Set Aside
No

FSC/PSC Code
7125

NAICS 337211 Wood Office Furniture Manufacturing 1000 employees

Includes all furniture placed in an office, such as chairs, desks, etc. In addition, ancillary services are included, however services performed shall not be the primary purpose of the work ordered.

Lowest Price Model

SIN #	Model Number	Net Price
33721	VS-LBRKT-20	\$28.03

Maximum Order
\$250,000 net

Geographic Coverage
48 contiguous states and Washington D.C.

Point of Production
Jasper, Dubois County, Indiana
Orleans, Orange County, Indiana

Discount
Discount 61.6%* off list.

*Discount for Walden and Wellington is 61.71% off list.

Discount Quantity
Walden and Wellington only
\$300,000 to \$350,000 Net = 0.5%
\$350,001 to \$400,000 Net = 1%
\$400,001 to \$450,000 Net = 1.5%

Prompt Payment Terms
1% 15 - net 30 days from date of invoice.

Government purchase cards are accepted at or below the micro-purchase threshold

Government purchase cards are accepted above the micro-purchase threshold

Foreign Terms
Not applicable.

Time of Delivery
30-75 days after receipt of order, 90 days maximum.

Expedited Delivery
Contact Customer Service 800-457-4511

Overnight and 2-day Delivery
Not applicable.

Urgent Requirements
Contact Customer Service 800-457-4511

F.O.B. Points
F.O.B. destination, freight prepaid and allowed to 48 contiguous states and Washington D.C. excludes special delivery requirements.

GSA Terms and Conditions

Ordering Address

Jasper Seating Company, Inc. d/b/a JSI
Attn: Participating Dealer
225 Clay Street
Jasper, IN 47546
Fax: 812-482-1548
Phone: 800-457-4511
Email: orders@jaspergroup.us.com

Order Procedures:

Per contract

Payment Address

JSI
225 Clay Street
Jasper, IN 47546

Warranty Provision

Limited Lifetime

Export Package Charges

Quoted on project-by-project basis.

Terms of Government Commercial Credit Card Acceptance

Accepted.

Rental, Maintenance, and Repair

Not applicable.

Terms and Conditions of installation

12% of net purchase order for installation services up to \$250,000.00 of net purchase price.

Terms and conditions of repair parts, etc.

See warranty.

List of service and distribution points

Contact Customer Service 800-457-4511.

List of participating dealers

Contact Customer Service 800-457-4511.

Preventive Maintenance

N/A

Environmental Attributes

GreenGuard Certified and recycled wood waste and fabric remnants

Section 508 Compliance.

N/A

DUNS

00-636-7767

CCR and SAMS Registration

Jasper Seating Company, Inc. is registered
Cage Code #31881
Federal ID #35-0420370

Product Modifications

We willingly accept customers' modifications to standard products. See product modification information by series at the start of each series under the "Product Modification" sections. If there is a modification you desire that is not listed in this section, please call Customer Service for a modification quote/price

Acceptance, Modification, Assignment

By placing this order for furniture, material or other products (sometimes collectively referred to as "goods"), customer agrees to these terms and conditions which shall prevail over inconsistent provisions in any other form or document of customer. No change or modification shall be applicable unless set forth in writing and signed by company. Neither this order nor any interest therein shall be assigned by customer except with the prior written consent of company.

Payment

Customer agrees to pay to company the amount indicated on the invoice, 1% 15 days, net 30 days from date of invoice (U.S. funds only), for goods ordered. Interest will be charged after 30 days from the date of invoice at the rate of one and a half percent (1.5%) per month. International sales will require additional payment arrangements. No goods shall be sold on consignment or conditional sales basis. Payment for the goods delivered hereunder shall constitute acceptance thereof.

Attorneys' Fees

Customer shall be responsible for all expenses and cost in connection with the enforcement by company of these terms and conditions and the cost of collection (including the fees of any collection agencies to whom the customer's account may be referred), plus reasonable attorneys' fees (which attorneys' fees shall not be less than 25% of the amount due, unless a lower amount is specified by applicable law).

Remedies

The remedies herein reserved shall be cumulative, and additional to any other or further remedies provided in law or equity. No waiver of a breach of any provision of these terms and conditions shall constitute waiver of any other breach or of such provision.

Insolvency

Company may forthwith cancel this order in the event of the happening of any of the following or any other comparable event: insolvency of the customer, the filing of a voluntary petition in bankruptcy, the filing of any involuntary petition to have customer declared bankrupt provided it is not vacated within thirty (30) days from the date of filing, the appointment of a receiver or trustee for customer provided such appointment is not vacated within thirty (30) days from the date of such appointment, or the execution by customer of an assignment for the benefit of creditors.

GSA Terms and Conditions

Limitation of Liability

The Company shall not under any circumstances be liable to the customer, owner of the goods or any third party for special, indirect, incidental, or consequential damages, including, without limitation, loss of profits or revenues, loss or damage to other property or equipment, cost of capital or of purchased or replacement goods, or expense, delay, or inconvenience cause by or arising from the purchase, sale, use, repair or inability to use the goods or by any performance or non-performance under, or breach of, these terms and conditions. The Company's sole liability for any defective goods shall be its repair or its replacement pursuant to the express warranties set forth above, or if amended, as applicable at the time of manufacture or repair of the goods. Some states do not allow the exclusion or limitation of incidental or consequential damages, so the above limitations or exclusion may not apply to all customers. Any action resulting from any breach on the part of company as to the goods or services delivered here under must be commenced within one year after the cause of action has occurred.

Returns and Allowances

Reasonable touch-up and deluxing is the dealer's responsibility. The Company will not make allowances for trip or delivery charges, but will only make allowance for actual work performed to correct manufacturing defects. Allowances maybe authorized only by a company officer. It is the responsibility of the field sales representative to inspect any defective merchandise and make suggestions and recommendations as to the proper disposition. Field personnel cannot obligate or bind the company by definite agreement, without final authorization by a company officer. Company will not accept automatic charge backs which do not have prior authorization. All defects must be called to the company's attention upon arrival at the customer's "ship to" destination. To initiate any type of claim or request for parts, it is imperative to have the model number or fabric number, which may be located on the tag attached to the frame of the unit. Authorization for return to the company via a return goods authorization. Company will not issue credit allowances for any repairs without company's prior consent. Under no circumstances shall the company accept COD (cash on delivery) returns, and any such shipment will be refused.

Security Agreement

The Company may require and customer shall grant a security interest in goods sold pursuant to any credit the company may extend to the customer.

Governing Law

All disputes between the parties, whether or not arising out of these terms and conditions, will be governed by the laws of the state of Indiana. Customer agrees to submit to the jurisdiction of and agrees all lawsuits relating to any disputes between the customer and the company will be brought only in a state court located in Dubois County, Indiana or the United States District Court for the Southern District of Indiana. The customer hereby waives the right to a trial by jury in any action, proceeding, claim, or counterclaim whether in contract or tort, at law or in equity, arising out of or relating in any way to these terms and conditions and all other disputes between the parties.

Mitigation

If the company repossesses the goods prior to payment by the customer of all amounts due hereunder, the company may sell the goods, as is, where is, free and clear of all rights of the customer at either public or private sales, and apply the net proceeds (after deducting expenses of repossession and sale) to the obligation of customer hereunder. The customer may dispose of the goods in any commercially reasonable place and manner and the customer waives any notice of time, place and manner of sale.

Integration

This order for goods, including these terms and conditions, along with any credit application, invoice, statement, dealer contract, acknowledgment, bill of lading (and any exhibits, addenda or amendments thereto) of which this order may be a part, constitutes the sole and complete agreement between the company and the customer with respect to the purchase of the goods.

Dimensions/Specifications/Finishes

All dimensions are approximate and may vary due to the upholstery technique of each craftsman. If exact dimensions are required, it is necessary for the customer to state such specifications with the order. Detailed specifications sheets are available for each series of goods, and customer should consult the company's customer service department for these specification sheets. Company reserves the right to make changes in dimensions, style, or specifications if company believes these changes will improve the goods' quality or appearance. Company reserves the right to substitute hardwoods due to availability at production. Due to the natural characteristics of wood, environmental effects, and material upgrades, the company cannot guarantee exact finish matches on existing goods previously ordered from company. If an exact march to customer's existing goods is required, it must be specified so that the proper procedures can be followed to ensure an acceptable finish. Company will accept no liability for the finish if this procedure isn't followed. Company reserves the right to make changes in a finish formula if company believes the change will improve the quality or appearance of company's goods.

Company's Performance of Its Obligation

The production and delivery of the goods to the extent delayed or hindered or prevented from the performance by reason of natural disasters, acts of god, strikes, lockouts, labor troubles, inability to procure materials, casualties, failure of power, restrictive governmental laws or regulations, riots, insurrections, acts of terrorism, war or other reason of a like nature not the fault of the company shall excuse for the period of the delay the company's performance and the period for the performance shall be extended for a period equivalent to the period of such delay.

Casegoods Price List | Vision Series

General Information

Environmental Mission	II	Custom Options	VIII
Warranty.	III	Care and Maintenance.	IX
Laminate and Veneer Characteristics	III	Specification Tools.	X
Samples.	IV	GSA Terms and Conditions	XI
Order Procedures	IV		
Quickship Program.	IV		
Delivery	IV		
Freight Damage	V		
Repairs and Returns	V		
Fire Retardancy / CAL 133	V		
Textile Information / COM and COL Policy.	VI		

Vision - Casegoods

Vision

Height Adjustable Table Desk/Bridges	VS2
Height Adjustable Corner Tables	VS10
Height Adjustable Modular Components	VS24
Desks	VS59
Bridges	VS83
Returns	VS84
Corner Units	VS93
Credenzas	VS101
Modular Tops	VS111
Modular Pedestals & Supports	VS126
Modular Modesty/Back Panel	VS142
Metal Bases & Supports	VS161
Overhead Cabinets.	VS164
Tackboards	VS172
Accessory Rail	VS180
Accessory Rail Accessories.	VS181
Wall Mount Storage	VS204
Wall Mount Tackboards.	VS220
Wall Mount Cubbies	VS232
Floating Shelf	VS234
Overhead Bookcases	VS235
Storage Tower	VS237
Back Panel for Storage Tower.	VS238
Markerboards/Tackboards	VS241
Wall Panels	VS258
Bookcases.	VS294
Lateral Files	VS296
Mobile Pedestals	VS297
Wardrobes.	VS299
Storage Cabinets	VS301

Accessories

Casegoods Task Lights	VS318
Casegoods Keyboard Accessories	VS320
Casegoods Wire Management	VS322
Casegoods Power and Data	VS324

Vision - Conference

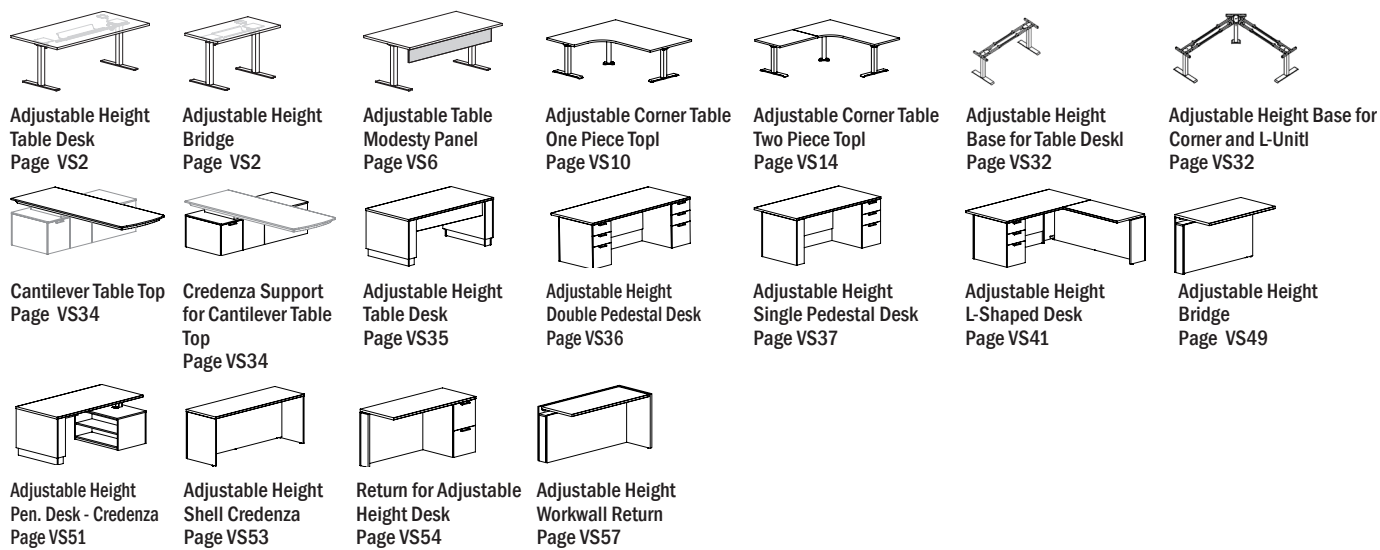
Veneer Veneer	VS331
Conference Tables	VS338
Conference Tops	VS339
Conference Table Bases	VS342
Credenzas	VS344
Vertical Storage Units	VS345
Lectern	VS349
Visual Board.	VS349

Vision Laminate	VS330
Conference Tops	VS346
Conference Table Bases	VS348
Lectern	VS349
Visual Board.	VS349
Credenzas.	VS350
Vertical Storage Units	VS351

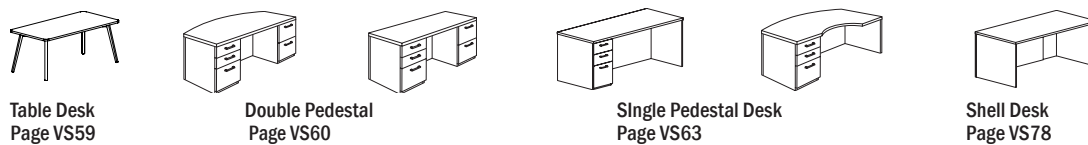
Accessories	VS353
Power and Data	VS355

Vision - Overview

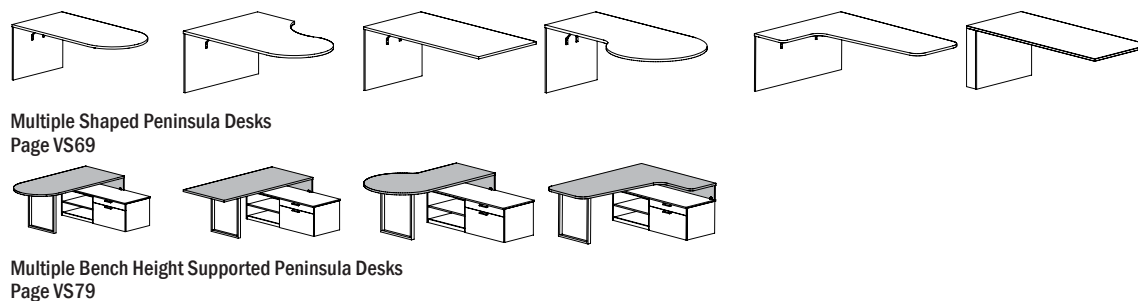
Height Adjustable Desk/Bridges/Returns/Credenzas



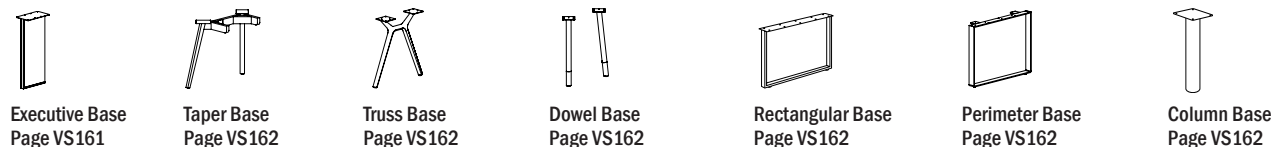
Desks



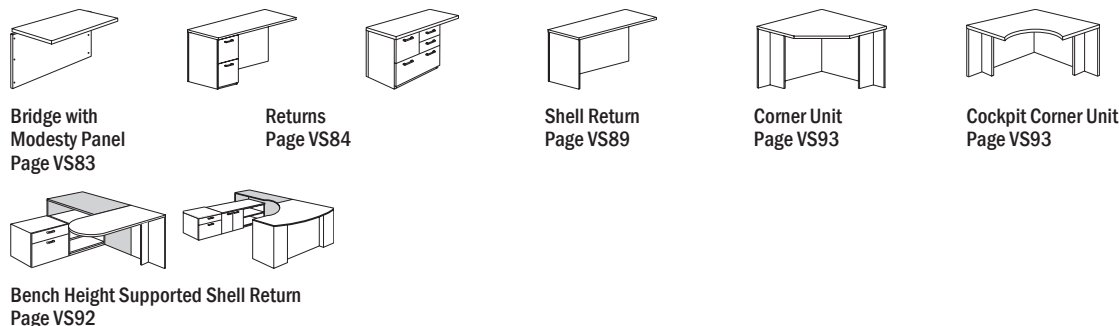
Peninsula Desks



Peninsula Desk Bases and Bullet Return Bases



Bridge/Returns/Corner Units



Vision - Overview

Credenzas



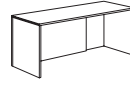
Storage Credenza
Page VS101



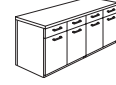
Kneespace Credenza
Page VS103



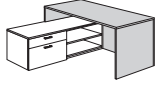
Single Pedestal Credenza
Page VS104



Shell Credenza
Page VS108



Buffet Credenza
Page VS109



Bench Height Supported
Shell Credenza
Page VS101

Modular Tops



Bow Front Desk Top
Page VS111



Rectangular/Soft
Rectangular Desk Top
Page VS112-VS113



Bullet Desk Top
Page VS114



Sweeping L Desk Top
Page VS115



Extended Corner
Desk Top
Page VS116



Extended Corner
Bullet Desk Top
Page VS117



Return/Bridge Top
Page VS118



Credenza Top
Page VS119



Extended Corner
Credenza Top
Page VS122



Pedestal Top
Page VS123



Bench Height Tops
Page VS124

Modular Pedestals & Supports



Pedestals
Page VS126



Wing End Support
Page VS138



T-Support
Page VS140



T-Support with Metal Braces
Page VS140



Modular End Panel
Support
Page VS142



Modular Center
Support Panel
Page VS143

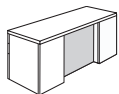


Modular Back
Panel
Page VS160

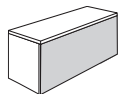


Modular Back
Filler Panel
Page VS161

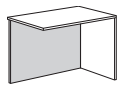
Modular Modesty / Back Panel



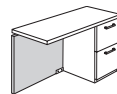
Modular Break Front Desk
and Credenza Modesty Panel
Page VS146



Modular Desk and Credenza
Shell Modesty Panel
Page VS147



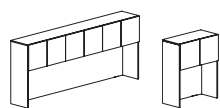
Modular Shell Return
Modesty Panel
Page VS150



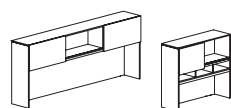
Modular Return
Modesty Panel
Page VS153

Vision - Overview

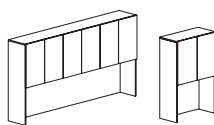
Overhead Cabinets



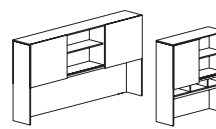
Storage Overhead Cabinet
Page VS164



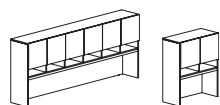
Storage Overhead Cabinet
w/Sliding Doors
Page VS166



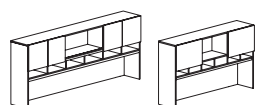
Double Height Storage Overhead
Cabinet
Page VS168



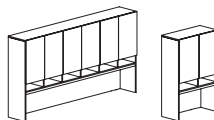
Double Height Storage
Overhead Cabinet
w/Sliding Doors
Page VS170



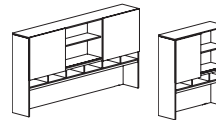
Storage Overhead Cabinet
and Cubbies
Page VS186



Storage Overhead Cabinet
w/Doors, Open Center Shelf
and Cubbies
Page VS188

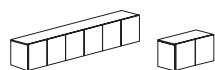


Double Height Storage Overhead
Cabinet Cubbies
Page VS192

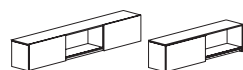


Double Height Storage Overhead
Cabinet w/Sliding Doors and
Cubbies
Page VS194

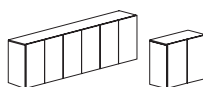
Stack On Storage



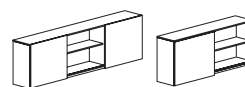
Wall Mount Overhead Cabinet
Page VS204



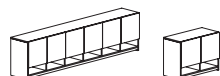
Wall Mount Overhead Cabinet
w/Sliding Doors
Page VS206



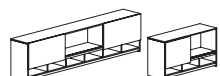
Double Height Wall Mount
Overhead Cabinet
Page VS208



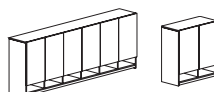
Double Height Wall Mount
Overhead Cabinet
w/Sliding Doors
Page VS210



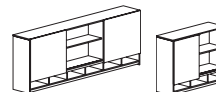
Wall Mount Overhead Cabinet
and Cubbies
Page VS212



Wall Mount Overhead Cabinet
w/Sliding Doors and Cubbies
Page VS214



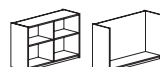
Double Height Wall Mount
Overhead Cabinet and Cubbies
Page VS216



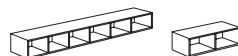
Double Height Wall Mount
Overhead Cabinet w/Sliding
Doors and Cubbies
Page VS218



Wall Mount Overhead
Shelf
Page VS207 & VS228



Double Height Wall Mount
Overhead Shelf/Overhead
Page VS211 & VS228



Wall Mount Cubby
Compartments
Page VS232

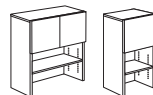


Wall Mount Shelves
Page VS230

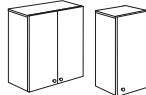
Floating Shelf
Page VS234



Bookcase Overhead
Page VS235



Storage Tower
w/Doors
Page VS236



Storage Tower
w/Doors
Page VS237

Accessories



Accessory Rail
Page VS180,



Upright Tray
Page VS181



Small Tray
Page VS181



Pencil Tray
Page VS181



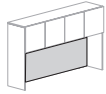
Paper Tray
Page VS181



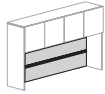
File Hanger
Page VS181

Vision - Overview

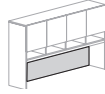
Tackboards/Markerboards



Tackboard for Front of Storage Overhead Cabinet
Pages VS172



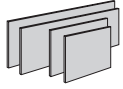
Accessory Rail Tackboard for Storage Overhead Cabinet
Pages VS176



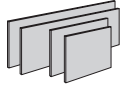
Tackboard for Front of Storage Overhead Cabinet with Cubbies
Pages VS196



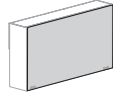
Accessory Rail Tackboard for Storage Overhead Cabinet with Cubbies
Pages VS200-



Wall Mount Tackboards for Overhead Cabinets
Pages VS220



Wall Mount Tackboards for Overhead Cabinets with Cubbies
Pages VS223



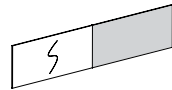
Tackboard for Back of Storage Overhead Cabinet
Pages VS182



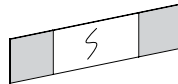
Fabric Back Panel for Storage Tower
Pages VS238



Markerboard for Front of Storage Cabinet or Cubbies
Pages VS241 & VS249

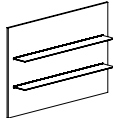


Half Markerboard/Half Tackboard for Front of Storage Cabinet or Cubbies
Pages VS242 & VS250

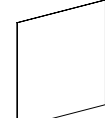


Center Markerboard/Left & Right Tackboard for Front of Storage Cabinet or Cubbies
Pages VS242 & VS254

Wall Panels



Wall Panel with Shelves
Pages VS258



Magnetic Glass Wall Panel
Pages VS274

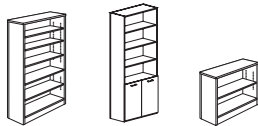


Laminate Markerboard Wall Panel
Pages VS277

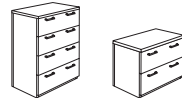


Tackable Wall Panel
Pages VS280

Freestanding Storage & Vertical Storage



Bookcases
Page VS294



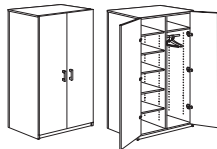
Lateral Files
Page VS296



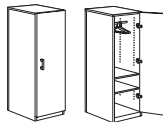
Box/Box/File Mobile Pedestal
Page VS297



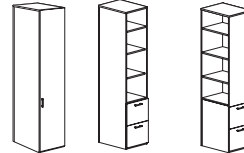
Mobile Lateral File w/Cushion Top
Page VS298



Wardrobes
Page VS299

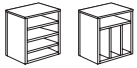


Storage Cabinets
Page VS301



Vision - Overview

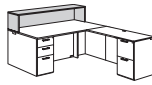
Reception



Storage Tower Insert
Page VS312



Transaction Surface
Page VS312

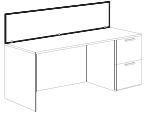


Transaction Counter
Page VS312



Transaction Trim Panel
Page VS313

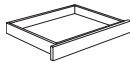
Accessories



Rectangular Privacy Screen
Page VS314



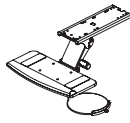
Bench Height Seat Cushions
Page VS315



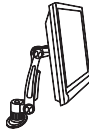
Center Drawer
Page VS317



Task Light
Page VS318




Articulating
Keyboard Tray
Page VS320



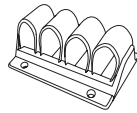
Monitor Support Arm
Page VS321



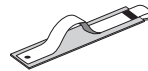
Vertical Wire Manager
Page VS322



Wire Management Channel
Page VS322

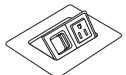


Cable Management Clip
Page VS323



Velcro Straps
Page VS323

Power and Data



Mini Power and
Data Tilt Up
Page VS324



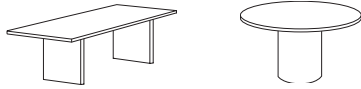
Mini Power Tilt Up
Page VS324



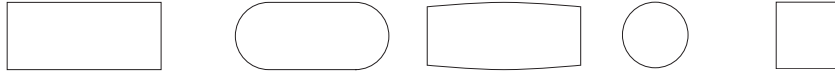
Mini Power and
USB Tilt Up
Page VS324

Vision - Overview

Veneer Conferencing



Conference Tables
Page VS338



Conference Tops
Page VS339



Panel Base Page VS342 Rectangular Base Page VS342 Cylinder Base Page VS342 Half Round Base Page VS343 Square Base Page VS343 Cross Base Page VS343

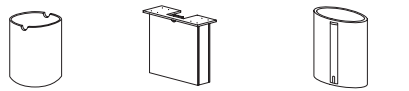


Buffet Credenza Page VS344 Wardrobe Page VS345 Lectern Page VS349 Visual Board Page VS349

Laminate Conferencing



Conference Tops
Page VS346



Cylinder Base Page VS348 Rectangular Base Page VS348 Ellipse Base Page VS348



Buffet Credenza Page VS336 Wardrobe Page VS351 Lectern Page VS349 Visual Board Page VS349

Conference Electrical



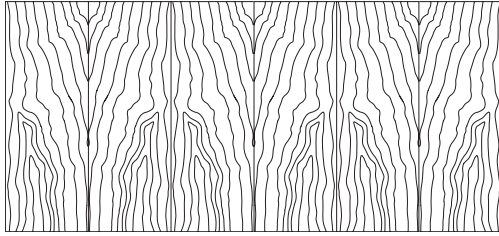
Electrical
Page VS355

Vision Product Information

Veneer

Exterior Wood Materials

Exterior surfaces are made from the finest selected veneers to achieve clarity and consistency in the Vision product line. To attain a pleasing, symmetrical pattern, all cherry, maple, walnut and black oak veneers in Vision are book-matched. All exterior solid lumber is matched to coordinate with the veneer.

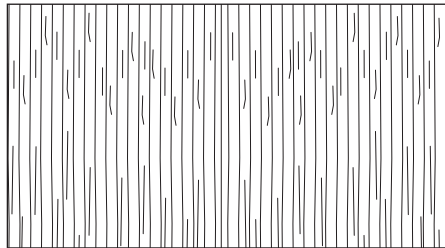


Book-Matched Example

Alternating pieces of veneer are flipped over so they face each other like the pages within a book

Vision is available in flat cut cherry, maple, walnut and black oak veneer. A wide range of wood stains have been formulated to enhance the beauty of the veneer.

Double Cut veneer is another choice on Vision product. This veneer is a processed product that has at least two cuttings to create the final veneers. These cuts of veneer strands are dyed and layered into a block to create variation of patterns from a very tight grain pattern to an exotic figure grain pattern. The diagram below show the tight pattern used on Vision.



Visions species available on the **NOW!** quickship program include Cherry, Walnut and the following Double Cut veneers: Graphite (GRH), Khaki (KHK) and Studio Teak (STU).

WorkSurface Construction

Flat Cut veneer worksurfaces have a 5-ply balanced construction, Double Cut veneer and Coordinating HPL are 3-ply. The tops are 1 3/16" thick with solid matching hardwood edges. Surfaces are available in wood veneer or high pressure laminate. No additional charge for using our coordinating high pressure laminate with a veneer grain pattern with finish wood edges, see page VI3 for available laminate options.

Case Construction

Outside panels are 3/4" and joined together with dowels reinforced with screws, and metal fasteners for increased stability. Tops are secured to the chassis screws through pre-bored stretcher rails and pocket holes.

Cabinet doors have 110° swing hinges to allow adequate access into the interior of the cabinet.

Overhead Construction

Veneer models are unfinished on the back side and fasteners are visible on the back of unit.

Laminate models have visible fasteners on the back of unit.

Finish - Stain/Colors

We offer a variety of wood stains on Vision. Please see the chart below. Samples are available upon request.

CH1 Cherry

Flat Cut Veneer

BRL Barley	EAR Earthy
BBM Bourbon Medium	HRV Harvest
BRM Brighton Medium	LGC Legacy
CLA Classic	PRL Praline
CLL Collectors	SAF Saffron

MA1 Maple

Flat Cut Veneer

ALM Ale Medium	FLX Flax
BUT Butterscotch	VEN Venetian
CIN Cinnamon	

WA1 Walnut

Flat Cut Veneer

AUB Auburn	SIE Sienna
ESP Espresso	TOF Toffee
MCH Mocha	TRF Truffle
NTO Night Owl	UMB Umber

B01 Black Oak

Flat Cut Veneer

RAV Raven	
-----------	--

DC1 Double Cut Veneer

Eased Edge Only

BAR Barrel - Oak Pattern	GRH Graphite
BUF Buff - Oak Pattern	KHK Khaki
CIN Cinder - Oak Pattern	MIN Mineral - Oak Pattern
COF Coffee	RYE Rye - Oak Pattern
CRM Cremello	SAB Sable - Oak Pattern
EGR Egret	SAD Saddle - Oak Pattern
FAW Fawn	STU Studio Teak
FOS Fossil	VAL Valley

Protective Top Coat

DuraTex™ offers exceptional hardness along with abrasion and impact resistance, it has been formulated to eliminate hazardous and harmful gases that are normally associated with wood finish.

DuraTex™ Features

Safety - Significantly reduces hazardous formaldehyde emissions which help improve the quality of the indoor air we breathe.

Quality - Developed to be tough and durable with special attention to appearance. The DuraTex™ finish preserves the natural beauty of wood.

Durability - Designed to meet a wide range of demanding performance and environmental standards to withstand even the highest wear and tear.

Finish Sheen

All veneer finishes are standard in 35-sheen, with the exception of Raven. Raven is only offered in 15 sheen. All other finishes are available in 15 sheen, see standard modifications page VI40.

Special Finishes

Special finishes can be requested by following the instruction in the general introduction section. There is a one time charge of \$372 list per order.

Wood Species Change

For species changes contact customer service for a quote.

Vision Product Information

Laminate Tops on Veneer Units

Work surface only, no additional upcharge if Vision's coordinating wood grain laminate with finished wood edges is specified. Contact Customer Service for any other laminate request. Listed below are finishes that have coordinating wood grain HPL laminates.

CH1 Cherry *Flat Cut Veneer*

CLL Collectors

HRV Harvest

PRL Praline

WA1 Walnut *Flat Cut Veneer*

MCH Mocha

NTO Night Owl

SIE Sienna

TRF Truffle

Wood Drawers

Four corner dovetailed wood drawers must be specified at the time of order placement. There is a 10% upcharge added to the list of each item.

Vision Product Information

Laminates

Vision Laminate features TFL (thermally fused laminate) chassis and components. *Main Worksurfaces** are available in a HPL (high pressure laminate) or in the TFL surface.

Edges of the worksurface are impact resistant (PVC) on TFL and HPL tops. The laminate is offered in 16 wood grain patterns and 5 solid colors. The wood grain laminate features an embossed grain to hide finger prints and light scratches. The solid laminate is smooth to the touch with a semi-matte finish. All Vision Laminate products are indoor-air certified by GreenGuard.

The chart below lists the laminates available on the Vision product.

TFL - HPL Wood Grain Pattern Laminates

AGA Aged Ash	HGL High Line
ALL Ale Light	MIN Mineral
BLO Blonde Echo	OAT Oatmeal Cookie
BOL Bourbon Light	PIN Pinnacle Walnut
BZW Brazilwood	STU Studio Teak
BGL Brighton Light	UMB Umber
CLL Collectors	VAL Valley
FAW Fawn	VIN Vintage
FLO Florence Walnut	WLH Walnut Heights
GRH Graphite	WEA Weathered Ash

TFL - HPL Solid Laminates

ALB Alabaster	DWH Designer White
BLK Black	SHD Shadow
BBL Bridal Blanco	SLG Slate Grey

Laminates available on the **NOW!** quickship program include the following: Aged Ash (AGA), Ale Light (ALL), Bourbon Light (BOL), Brighton Light (BGL), Collectors (CLL), Designer White (DWH), Florence Walnut (FLO), Graphite (GRH), Pinnacle Walnut (PIN), Slate Grey (SLG), Studio Teak (STU), Vintage (VIN) and Walnut Heights (WLH).

WorkSurfaces

Laminate worksurfaces have a 3-ply balanced construction. Tops are 1 3/16" thick with coordinating PVC edges. Primary worksurfaces feature 3mm PVC edges on the approach and user sides. *Main Worksurfaces** are offered in TFL or HPL.

Bridge, return, credenza worksurfaces are profiled with a 3mm PVC edge on the user side only. Remaining edges are banded with 1mm PVC which creates a seamless appearance when units are mated end-to-end or back-to-back.

TFL features on *Main Worksurfaces**

- fused to the 45 pound density substrate of the top for a durable wear resistance surface
- tops are laminated on both sides
- available in all the wood grain and solid patterns

HPL features on *Main Worksurfaces**

- bonded layers create a durable wear resistant surface
- tops are 3-ply balanced construction
- matched to the TFL wood grain and solid patterns

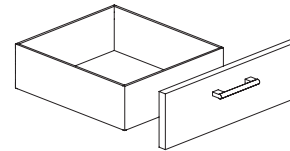
**Main Worksurfaces include tops on desks, standard height credenzas, returns, bridges and transaction tops. Refer to pricing pages to confirm availability.*

Case Construction

Panels for chassis consist of a 3/4" thick substrate with TFL surfaces and PVC bands on exposed edges. Pedestals and cabinets are constructed with dowels reinforced with screws, and metal fasteners for increased stability. Tops are secured to the chassis with screws through pre-bored stretcher rails and pocket holes.

Drawers

The unidirectional V- Fold drawer box is a durable miter-fold drawer structure which is glued and doweled. The 1/2" thick drawer sides are wrapped in a high grade maple vinyl, with an attached front. The drawer front is attached to the four sided box. Optional four corner dovetailed wood drawers are available on veneer units. Specify and add 10% per unit.



Drawer Suspension

High quality black drawer suspension carries a lifetime warranty. File and box drawers have 100% full extension with over travel. Slides feature steel ball bearings for longer wear and positive, cushioned in/out stops.

Filing Hardware

All file drawers are constructed with a custom designed filing system for hanging folders. Filing diagrams on pages VI28-VI34.

Locking

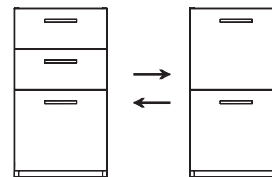
All desks, returns, credenzas, lateral files and storage towers offer optional pedestal front locking to provide maximum security and flexibility in configuration. Up-charge applies.

When locks are ordered, units are shipped randomly keyed. Key alike units are available upon request for no additional charges. Removable cores for in-field re-keying are standard.

Lock Colors: Matte Black (MBK) or Arctic Silver (ASL)

Pedestal Configuration Change

Single pedestal desks have one box/box/file pedestal. Double pedestal desks have a box/box/file pedestal on the left side and file/file pedestal on the right side. Returns are configured with either file/file or box/box/file pedestals. Credenzas are configured with file/file pedestals.



Drawer configurations can be changed from either a box/box/file or a file/file configuration, on units 30" h, but must be specified at the time of order. An additional \$187 upcharge per pedestal needs to be added to the list price of the unit. (Must keep the same pedestal depth.)

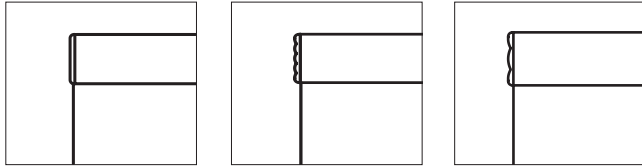
Note: Height Adjustable Units cannot be changed out for a File/File.

Special Construction

Vision offers large offering to create many types of configuration. Contact Customer Service if you are having trouble with finding the right units to complete the desired configuration. Requests need to be approved by JSI engineering.

Vision Product Information

Top Edge Profile



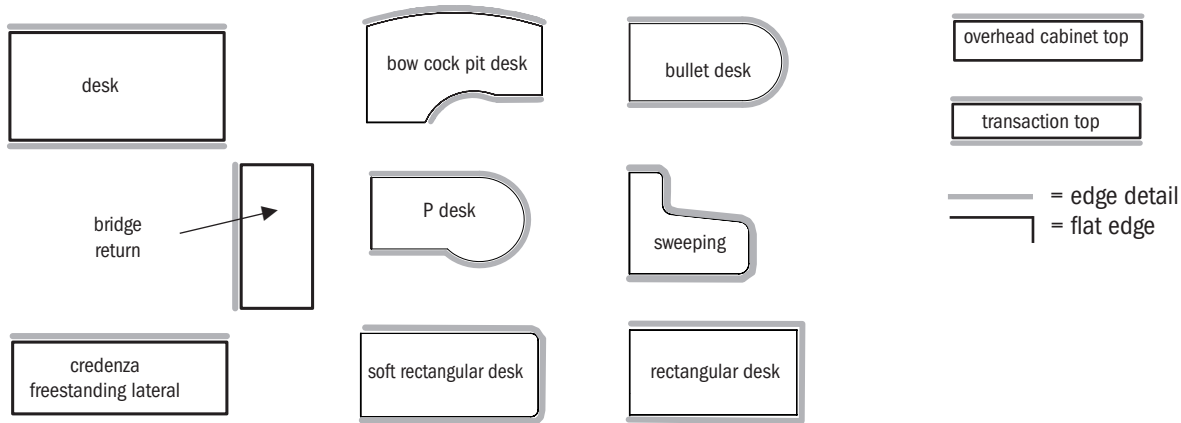
Eased (R3)

Reeded (H3)

Transitional (C3)

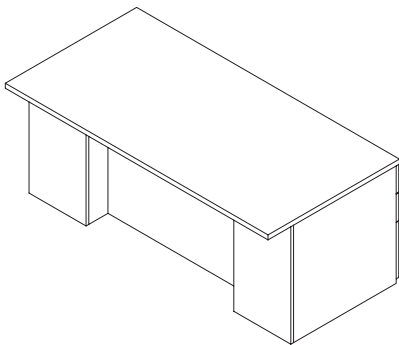
Flat Cut Veneer units are available in all three edges. Double Cut or Laminate units are available only with Eased edge.

Top Edge Detail Location

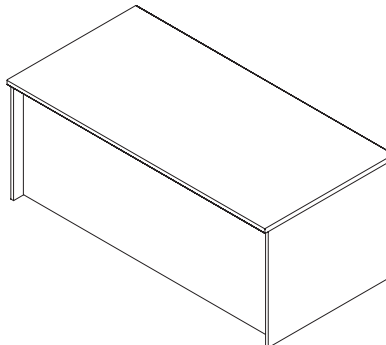


Approach View of Pedestal Desk

Vision offers two distinct approach views for desks. Specify a model with either a break front modesty or a recessed modesty. Desk model numbers ending in "F" have the full recessed modesty panel.



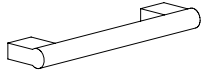
Break Front (model # **VST3672DD**)



Recessed Front Modesty (model # **VST3672DDF**)

Vision Product Information

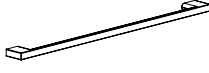
Pull Style and Color Options



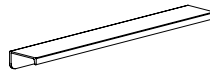
Bar
Matte Black (MBK)
Polished Nickel (PNK)



Sweep
Matte Black (MBK)
Matte Nickel (MNK)



Delve
Matte Black (MBK)
Arctic Silver (ASL)
Pewter (PEW)
Soft Nickel (SNK)
Soft Bronze (SBZ)
Aged Bronze (ABZ)
Gold (GLD)
Chrome (CHR)



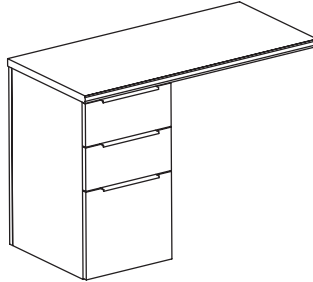
Prospect
Matte Black (MBK)
Arctic Silver (ASL)
Pewter (PEW)
Soft Nickel (SNK)
Soft Bronze (SBZ)
Aged Bronze (ABZ)
Gold (GLD)

Pull Placement

Bar, Sweep and Delve pulls are mounted on the front of drawer/door. Prospect pull overlays the top of the drawer and door front.




Standard Pull Placement
Bar



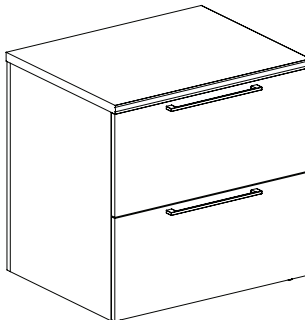
Prospect

Pull Alignment

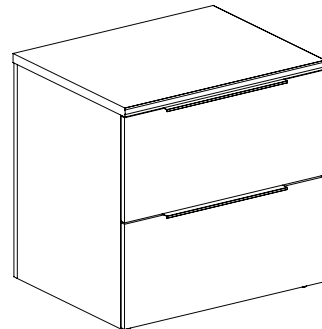
Bar and Sweep pulls are standard in one length for every application. Delve and Prospect pulls offer an enhanced aesthetic on lateral files and vertical storage, replacing one or two standard pulls with an elongated version. In these cases, the longer pull is used in appropriate application - user need not specify.



Bar and Sweep Pull
(Bar shown)



Delve

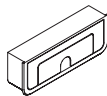


Prospect

Vision Product Information

Chassis End/Back Panel Grommet

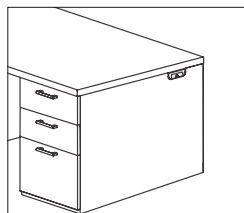
Chassis grommets, consisting of back and end panels, are available in Matte Black (MBK) or Arctic Silver (ASL). Due to the nature of wire management, grommets are selected for the complete chassis. Upcharge varies per model and is indicated on pricing pages.



Matte Black (MBK)
Arctic Silver (ASL)

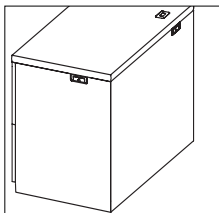
Chassis Grommet Locations

Vision offers optional grommets for wiring to pass thru the unit.



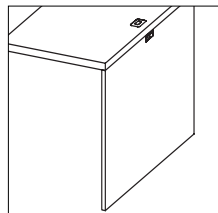
Desks - Credenza

End Panel Grommet



Returns

Work Surface Grommet
End Panel Grommet
Back Panel Grommet

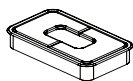


Bridge

Work Surface Grommet
Back Panel Grommet

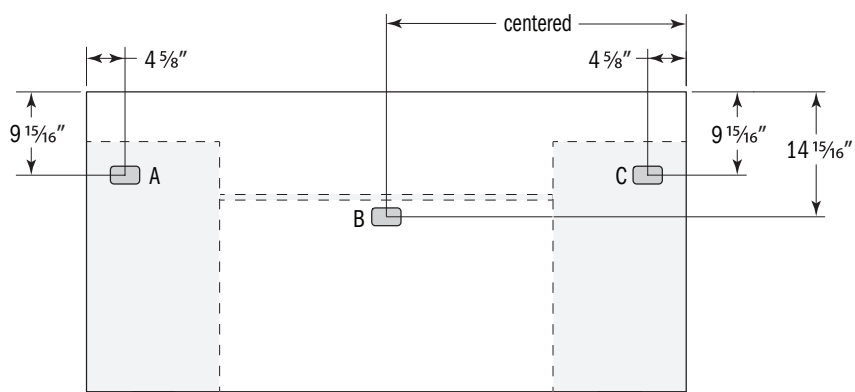
Worksurface Grommet

Standard worksurface grommet are indicated on specific model add \$49 list per location. For custom locations, contact customer service for approval of location and add \$111 list per location.



Matte Black (MBK)
Arctic Silver (ASL)

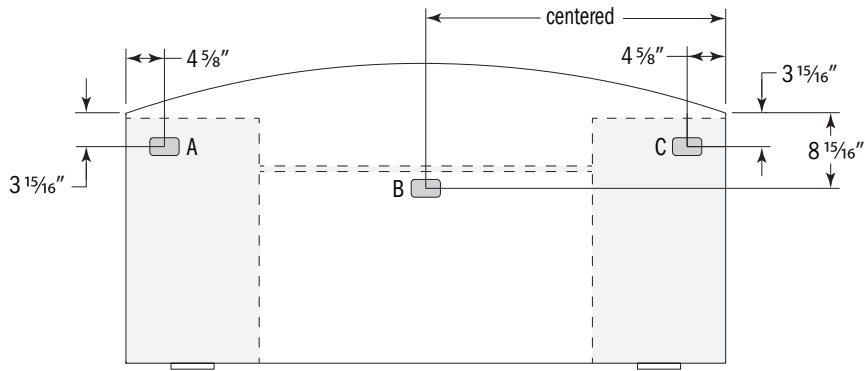
Standard Worksurface Grommet Locations



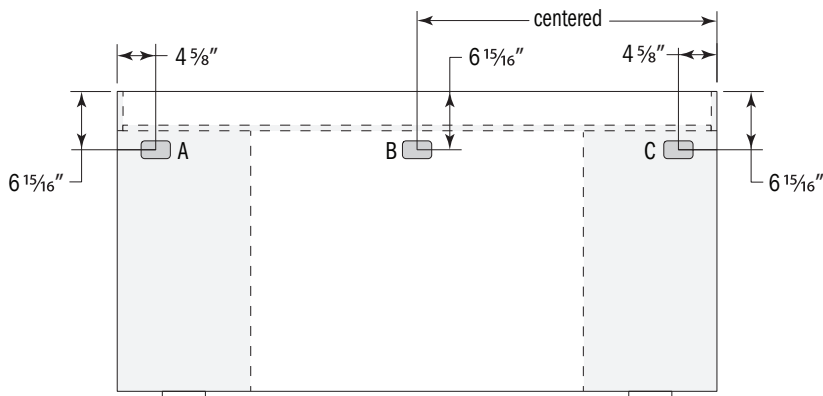
Desks with Overhangs

Vision Product Information

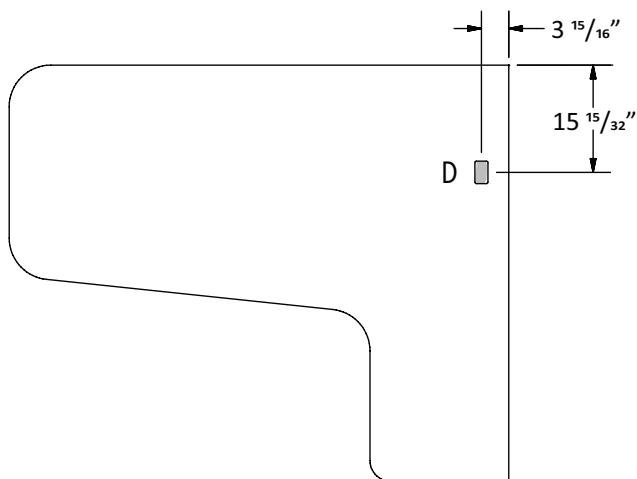
Worksurface Grommet Locations (continued)



Desks without Overhangs (Bow Front Shown)




Desks with Recessed Modesty



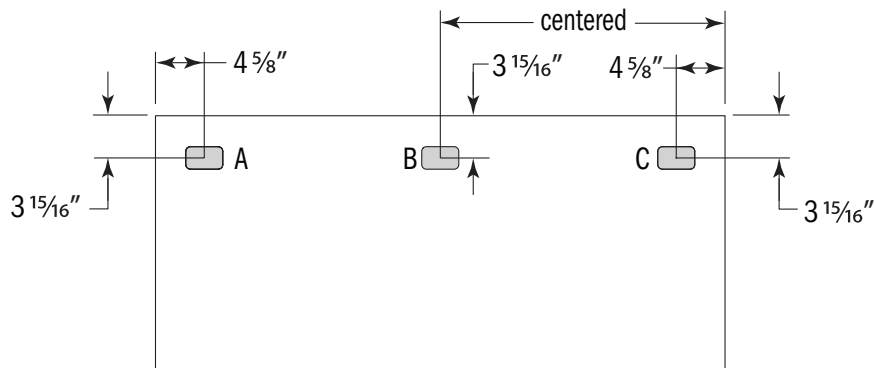
Sweeping L Desk

Vision Product Information

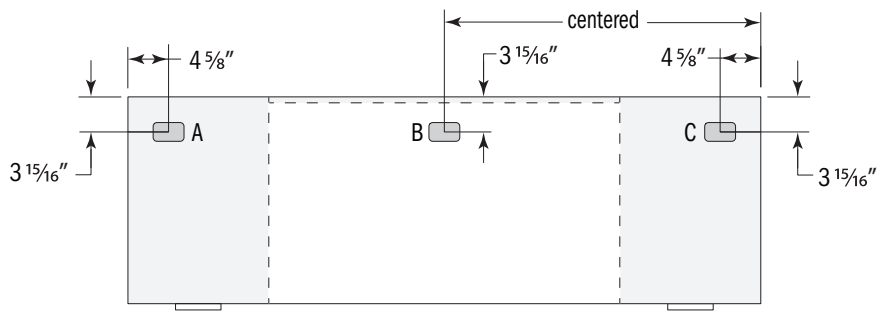
Worksurface Grommet Locations (continued)



Support End and Run-Off Desks



Bridges and Returns



Credenzas

Vision Product Information

Wire Management

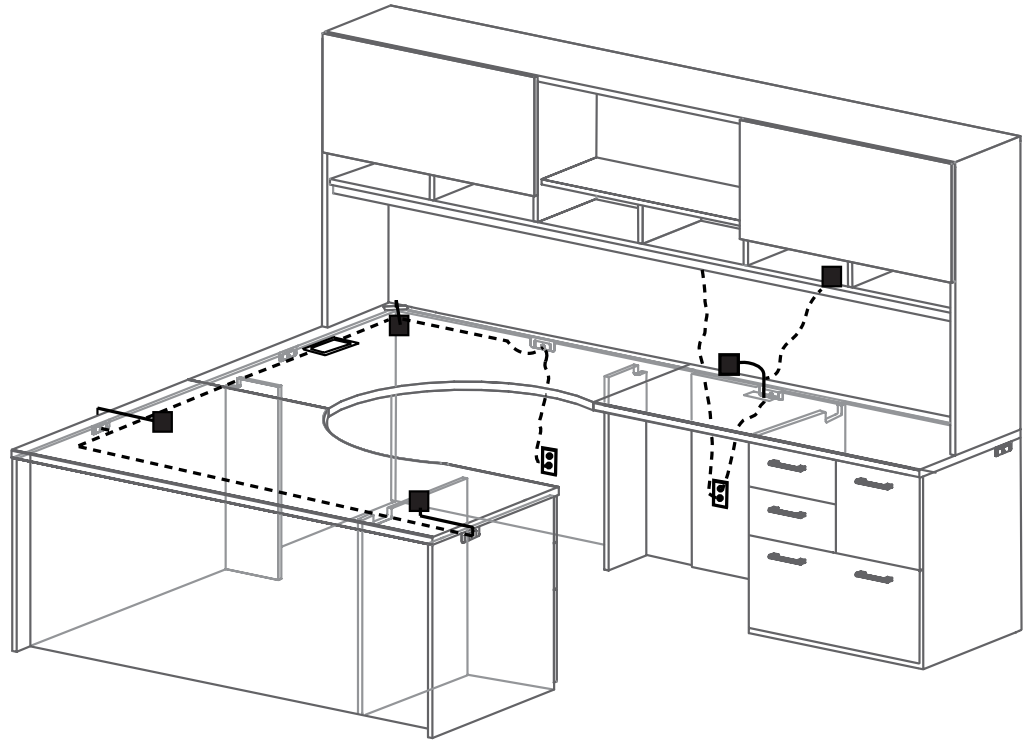
Wiring can move freely from unit to unit and out to the building power/data through numerous grommet options.

Optional top grommets are offered in key locations on desks, bridges, returns, credenzas and corner units.

Pedestal desks, credenzas, corners units, bridge panels, return modesty panels and end panels offer optional chassis grommets.

The end panel grommet opening is 4" wide by 1 7/16" high with a bezel trim secured to the panel with a friction side cap.

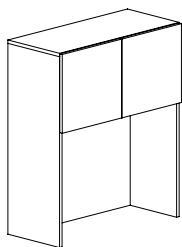
Refer to the accessory section for additional technology and accessory items. (see page VS324)



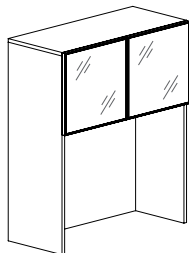
Vision Product Information

Overhead Cabinets, Storage Towers and Wall Mounted Cabinet Door Style

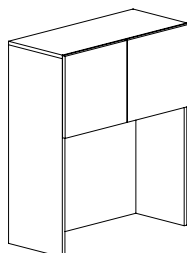
Vision overhead cabinets, storage towers and wall mounted cabinet doors can be specified in laminate door, laminate with aluminum frame glass door, veneer door, veneer aluminum frame glass door, and veneer wood frame glass door.



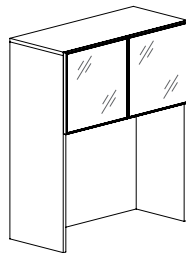
Laminate Cabinet with Laminate Door



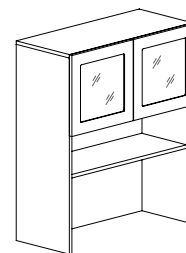
Laminate Cabinet with Aluminum Frame Glass Door



Flat Cut or Double Cut Cabinet with Flat Cut or Double Cut Veneer Door

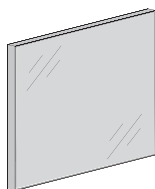


Flat Cut or Double Cut Cabinet with Aluminum Frame Glass Door



Flat Cut or Double Cut Cabinet with Wood Frame Glass Door

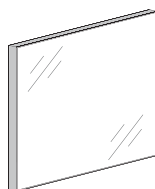
Door Options for Overhead Cabinets, Storage Towers and Wall Mounted Cabinets



Frosted

Aluminum Frame
(Frosted glass with acid etched back)

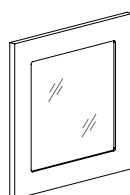
locking not available



White Back Painted

Aluminum Frame
(Glossy low iron white back painted glass)

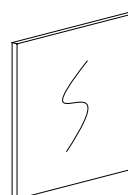
locking not available



Wood Frame

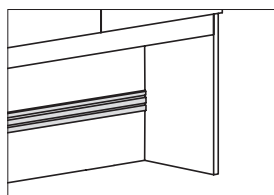
Clear Glass

locking not available



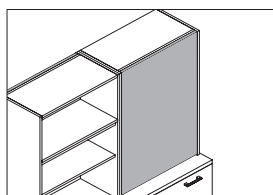
Markerboard

Product Features and Options



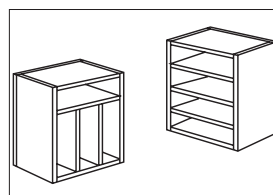
Aluminum Accessory Rail

- Anodized Aluminum finish
- Accessory Tools (see page 169)
 - Upright Tray
 - Small Tray
 - Pencil Tray
 - Paper Tray
 - File Hanger



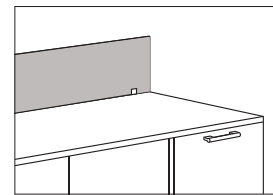
Fabric Back Panel

- excellent solution for open plan or room dividers
- tackable surface
- COM or JSI fabric program available



Paper Sorters

- Can provide support for transaction worksurfaces
- Use under overhead cabinet storage overhead cabinets without cubbies
- Field configured - horizontal shelf and vertical shelves or all horizontal shelves



Privacy Screens

- Mounts to the top of the worksurface
- Acrylic Panel - Frosted
- Attachment hardware is included
- Field installed

Vision Product Information

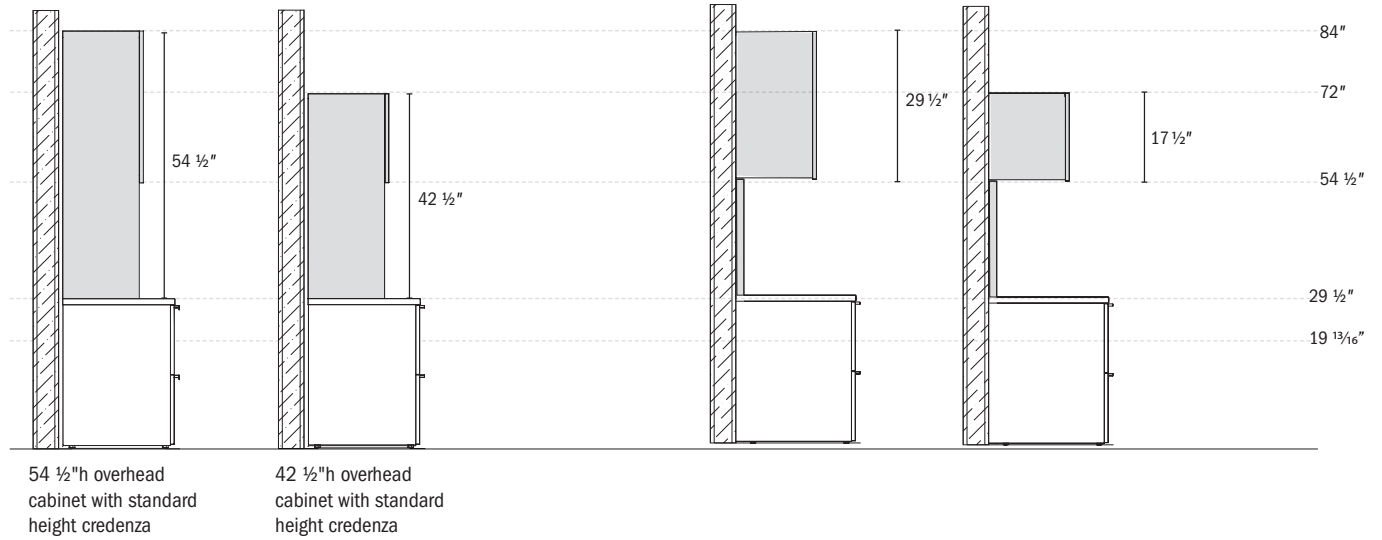
Overhead Cabinets + Wall Mount Overheads

Product Overview

Vision overhead cabinets, wall mount overheads and wall panels, when combined with lower storage, create an overall height of 72" or 84". Overhead cabinets are available in two heights: 42 ½" or 54 ½". Wall mount overheads are available in two heights: 17 ½" or 29 ½".

Overhead Cabinets (side view)

Wall Mount Overheads (side view)



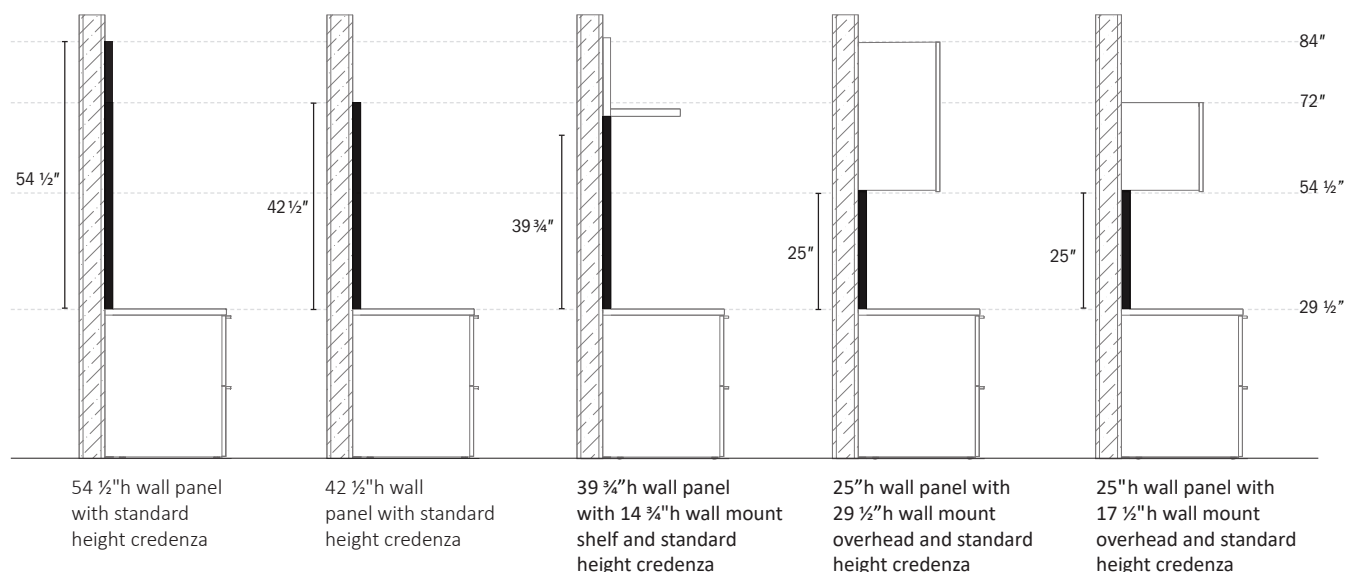
Vision Product Information

Wall Panel Stack-ups

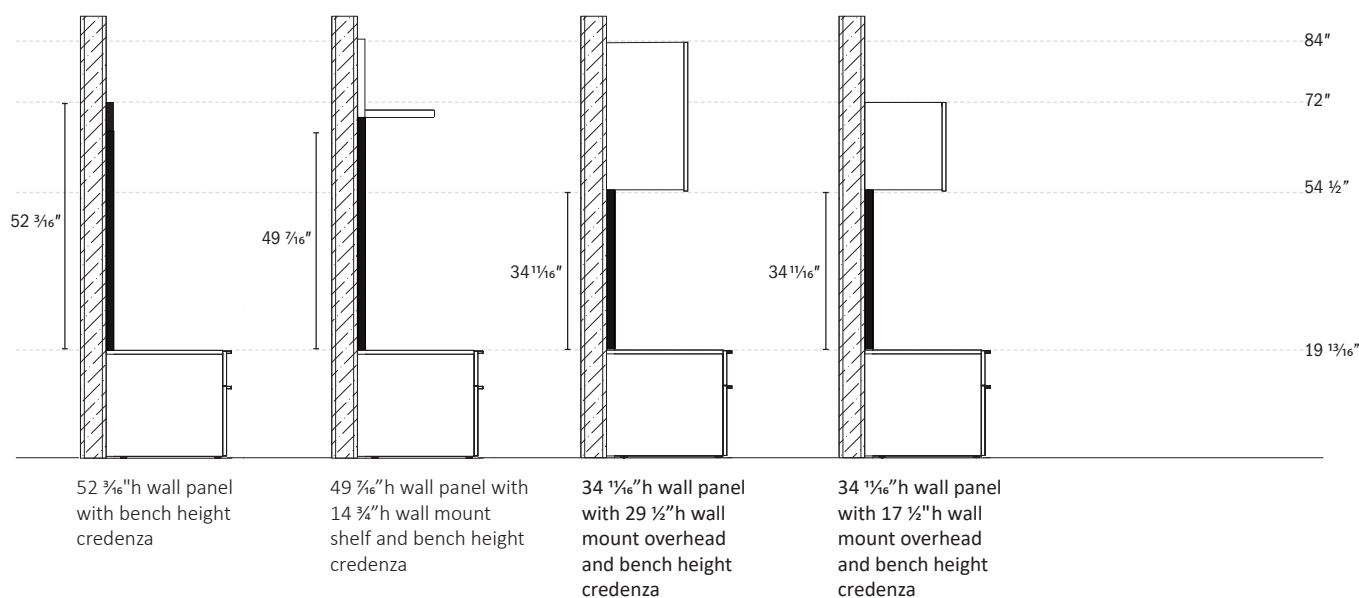
Product Overview

Vision overhead cabinets, wall mount overheads and wall panels, when combined with lower storage, create an overall height of 72" or 84". Wall panels are available in seven heights to accommodate various combinations of use to create the overall height of 72" or 84". Wall panels are offered in laminate, veneer, tackboard, markerboard, and magnetic glass materials.

Wall Panels with Standard Height Credenza (side view)



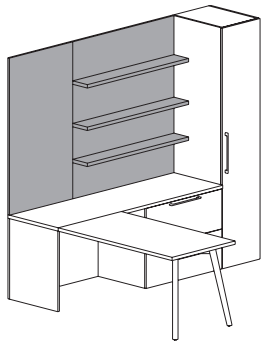
Wall Panels with Bench Height Credenza (side view)



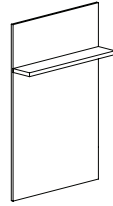
Vision Product Information

Wall Panel Shelf Options - Veneer, Laminate or Glass

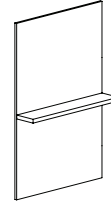
54 1/2" h



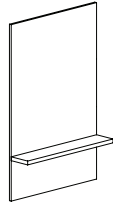
A
No Shelf



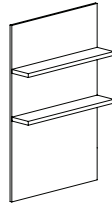
B
Shelf at 69 1/4"



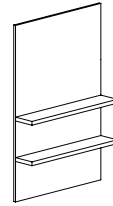
F
Shelf at 54 1/2"



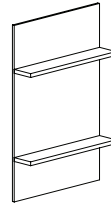
C
Shelf at 42"



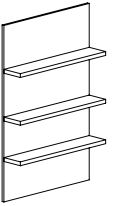
G
Shelf at 69 1/4"
Shelf at 54 1/2"



H
Shelf at 54 1/2"
Shelf at 42"

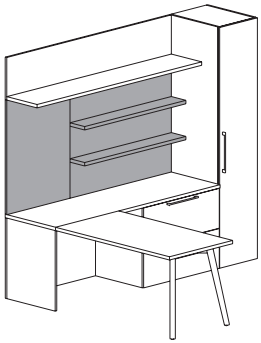


D
Shelf at 69 1/4"
Shelf at 42"

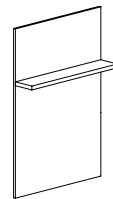


E
Shelf at 69 1/4"
Shelf at 54 1/2"
Shelf at 42"

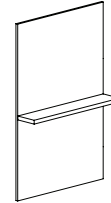
52 3/8" h, 49 7/8" h, 42 1/2" h and 39 3/4" h



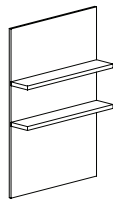
A
No Shelf



B
Shelf at 54 1/2"

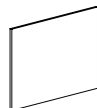
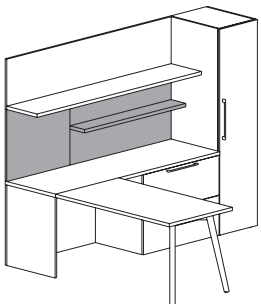


C
Shelf at 42"

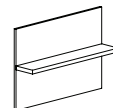


D
Shelf at 54 1/2"
Shelf at 42"

34 7/8" h and 25" h



A
No Shelf



B
Shelf at 42"

Vision Product Information

Wall Panel Ship Weights

Ship weight listed on product pages VS264- VS279 calls out the maximum weight for the most that could be used per model. Listed below are the exact weight per shelf configuration.

Ship Weights for Wall Panels				
Model	No Shelves	1 Shelf	2 Shelves	3 Shelves
54" h Wall Panels with Veneer/Laminate Shelves				
VSV1854WP / VST1854WP	25	29	33	37
VSV2454WP / VST2454WP	32	38	44	50
VSV3054WP / VST3054WP	39	46	53	60
VSV3354WP / VST3354WP	42	50	58	66
VSV3654WP / VST3654WP	45	54	63	72
VSV3954WP / VST3954WP	48	58	68	78
VSV4254WP / VST4254WP	51	62	73	84
VSV4854WP / VST4854WP	58	70	82	94
VSV5454WP / VST5454WP	65	79	93	107
VSV6054WP / VST6054WP	72	87	102	117
53" h Wall Panels with Veneer/Laminate Shelves				
VSV1853WP / VST1853WP	23	27	31	
VSV2453WP / VST2453WP	30	36	42	
VSV3053WP / VST3053WP	37	44	51	
VSV3353WP / VST3353WP	40	48	56	
VSV3653WP / VST3653WP	43	52	61	
VSV3953WP / VST3953WP	46	56	66	
VSV4253WP / VST4253WP	49	60	71	
VSV4853WP / VST4853WP	56	68	80	
VSV5453WP / VST5453WP	63	77	91	
VSV6053WP / VST6053WP	70	85	100	
50" h Wall Panels with Veneer/Laminate Shelves				
VSV1850WP / VST1850WP	21	25	29	
VSV2450WP / VST2450WP	28	34	40	
VSV3050WP / VST3050WP	35	42	49	
VSV3350WP / VST3350WP	38	46	54	
VSV3650WP / VST3650WP	41	50	59	
VSV3950WP / VST3950WP	44	54	64	
VSV4250WP / VST4250WP	47	58	69	
VSV4850WP / VST4850WP	54	66	78	
VSV5450WP / VST5450WP	61	75	89	
VSV6050WP / VST6050WP	68	83	98	
42" h Wall Panels with Veneer/Laminate Shelves				
VSV1842WP / VST1842WP	19	24	29	
VSV2442WP / VST2442WP	25	31	37	
VSV3042WP / VST3042WP	30	38	46	
VSV3342WP / VST3342WP	33	41	49	
VSV3642WP / VST3642WP	36	45	54	
VSV3942WP / VST3942WP	39	48	56	
VSV4242WP / VST4242WP	42	51	60	
VSV4842WP / VST4842WP	47	59	70	
VSV5442WP / VST5442WP	53	64	78	
VSV6042WP / VST6042WP	59	73	87	

Ship Weights for Wall Panels			
Model	No Shelves	1 Shelf	2 Shelves
40" h Wall Panels with Veneer/Laminate Shelves			
VSV1840WP / VST1840WP	18	23	28
VSV2440WP / VST2440WP	23	29	35
VSV3040WP / VST3040WP	29	36	43
VSV3340WP / VST3340WP	31	39	47
VSV3640WP / VST3640WP	34	43	52
VSV3940WP / VST3940WP	37	46	55
VSV4240WP / VST4240WP	39	49	59
VSV4840WP / VST4840WP	44	56	68
VSV5440WP / VST5440WP	50	62	74
VSV6040WP / VST6040WP	55	67	79
35" h Wall Panels with Veneer/Laminate Shelves			
VSV1835WP / VST1835WP	16	21	
VSV2435WP / VST2435WP	21	27	
VSV3035WP / VST3035WP	25	33	
VSV3335WP / VST3335WP	28	36	
VSV3635WP / VST3635WP	30	38	
VSV3935WP / VST3935WP	32	42	
VSV4235WP / VST4235WP	35	45	
VSV4835WP / VST4835WP	40	50	
VSV5435WP / VST5435WP	44	56	
VSV6035WP / VST6035WP	48	62	
25" h Wall Panels with Veneer/Laminate Shelves			
VSV1825WP / VST1825WP	13	17	
VSV2425WP / VST2425WP	16	22	
VSV3025WP / VST3025WP	19	27	
VSV3325WP / VST3325WP	21	29	
VSV3625WP / VST3625WP	23	31	
VSV3925WP / VST3925WP	25	33	
VSV4225WP / VST4225WP	27	35	
VSV4825WP / VST4825WP	29	40	
VSV5425WP / VST5425WP	33	45	
VSV6025WP / VST6025WP	37	50	

Vision Product Information

Wall Panel Ship Weights

Ship weight listed on product pages VS264- VS279 calls out the maximum weight for the most that could be used per model. Listed below are the exact weight per shelf configuration.

Model	Ship Weights for Wall Panels		
	1 Shelf	2 Shelves	3 Shelves
54" h Wall Panels with Glass Shelves			
VSV1854WPGS / VST1854WPGS	28	31	34
VSV2454WPGS / VST2454WPGS	36	40	44
VSV3054WPGS / VST3054WPGS	44	49	54
VSV3354WPGS / VST3354WPGS	47	52	57
VSV3654WPGS / VST3654WPGS	51	57	63
VSV3954WPGS / VST3954WPGS	54	60	66
VSV4254WPGS / VST4254WPGS	58	65	72
VSV4854WPGS / VST4854WPGS	66	74	82
VSV5454WPGS / VST5454WPGS	74	83	92
VSV6054WPGS / VST6054WPGS	82	92	102
53" h Wall Panels with Glass Shelves			
VSV1853WPGS / VST1853WPGS	26	29	
VSV2453WPGS / VST2453WPGS	34	38	
VSV3053WPGS / VST3053WPGS	42	47	
VSV3353WPGS / VST3353WPGS	45	50	
VSV3653WPGS / VST3653WPGS	49	55	
VSV3953WPGS / VST3953WPGS	52	58	
VSV4253WPGS / VST4253WPGS	56	63	
VSV4853WPGS / VST4853WPGS	64	72	
VSV5453WPGS / VST5453WPGS	72	81	
VSV6053WPGS / VST6053WPGS	80	90	
50" h Wall Panels with Glass Shelves			
VSV1850WPGS / VST1850WPGS	24	27	
VSV2450WPGS / VST2450WPGS	32	36	
VSV3050WPGS / VST3050WPGS	40	45	
VSV3350WPGS / VST3350WPGS	43	48	
VSV3650WPGS / VST3650WPGS	47	53	
VSV3950WPGS / VST3950WPGS	50	56	
VSV4250WPGS / VST4250WPGS	54	61	
VSV4850WPGS / VST4850WPGS	62	70	
VSV5450WPGS / VST5450WPGS	70	79	
VSV6050WPGS / VST6050WPGS	78	88	
42" h Wall Panels with Glass Shelves			
VSV1842WPGS / VST1842WPGS	22	25	
VSV2442WPGS / VST2442WPGS	29	33	
VSV3042WPGS / VST3042WPGS	35	40	
VSV3342WPGS / VST3342WPGS	38	43	
VSV3642WPGS / VST3642WPGS	42	48	
VSV3942WPGS / VST3942WPGS	45	51	
VSV4242WPGS / VST4242WPGS	49	56	
VSV4842WPGS / VST4842WPGS	55	63	
VSV5442WPGS / VST5442WPGS	62	71	
VSV6042WPGS / VST6042WPGS	69	79	

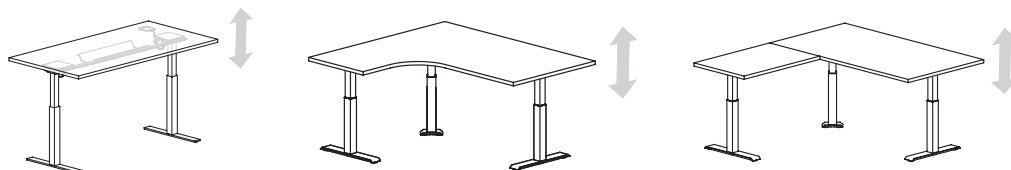
Model	Ship Weights for Wall Panels	
	1 Shelf	2 Shelves
40" h Wall Panels with Glass Shelves		
VSV1840WPGS / VST1840WPGS	21	24
VSV2440WPGS / VST2440WPGS	27	31
VSV3040WPGS / VST3040WPGS	34	39
VSV3340WPGS / VST3340WPGS	36	41
VSV3640WPGS / VST3640WPGS	40	46
VSV3940WPGS / VST3940WPGS	43	49
VSV4240WPGS / VST4240WPGS	46	53
VSV4840WPGS / VST4840WPGS	52	60
VSV5440WPGS / VST5440WPGS	59	68
VSV6040WPGS / VST6040WPGS	65	75
35" h Wall Panels with Glass Shelf		
VSV1835WPGS / VST1835WPGS	19	
VSV2435WPGS / VST2435WPGS	25	
VSV3035WPGS / VST3035WPGS	30	
VSV3335WPGS / VST3335WPGS	33	
VSV3635WPGS / VST3635WPGS	36	
VSV3935WPGS / VST3935WPGS	38	
VSV4235WPGS / VST4235WPGS	42	
VSV4835WPGS / VST4835WPGS	48	
VSV5435WPGS / VST5435WPGS	53	
VSV6035WPGS / VST6035WPGS	58	
25" h Wall Panels with Glass Shelf		
VSV1825WPGS / VST1825WPGS	16	
VSV2425WPGS / VST2425WPGS	20	
VSV3025WPGS / VST3025WPGS	24	
VSV3325WPGS / VST3325WPGS	26	
VSV3625WPGS / VST3625WPGS	29	
VSV3925WPGS / VST3925WPGS	31	
VSV4225WPGS / VST4225WPGS	34	
VSV4825WPGS / VST4825WPGS	37	
VSV5425WPGS / VST5425WPGS	42	
VSV6025WPGS / VST6025WPGS	47	

Vision Product Information

Vision integrates height adjustability into the workplace environment in multiple ways to meet the unique needs of the customer. Here is an overview of the most popular ways.

Adjustable Height T-Base Table Desks

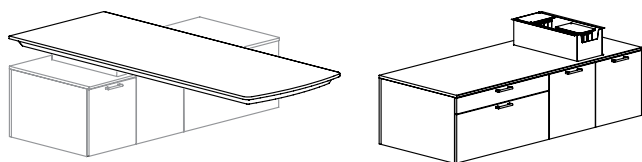
Tables with exposed telescoping legs is offered in Standard and Extended Range with electrical units. Select units also offer Pneumatic.



See Page VS2-VS32

Adjustable Height Cantilever

Creates a statement piece when using the Cantilevered Table and Support Credenza together.

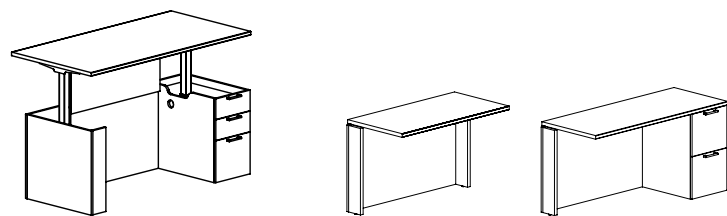


See Page VS34

Use with Cantilever Support Credenza
See Page VS34

Adjustable Height Single Pedestal Desk

Single pedestal adjustable desks can be used with companion fixed bridge or return to eliminate pinch points.

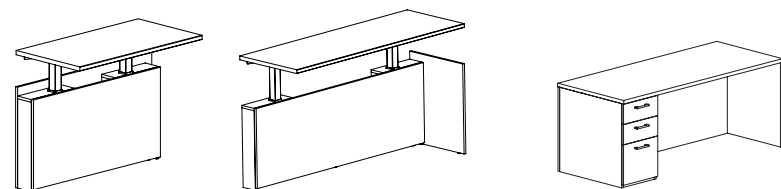


See Page VS37-VS39

Use with Fixed Bridge or Return
See Page VS54-VS56

Adjustable Height Bridge and Return

For applications when desk is stationary and height adjustability is needed on the bridge or return. Units created to eliminate pinch points.



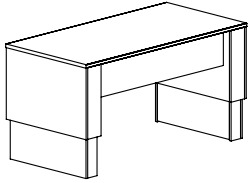
See Page VS49-VS50

Use with Fixed Height Desk
See Page VS63-VS68

Vision Product Information

Adjustable Height Desk

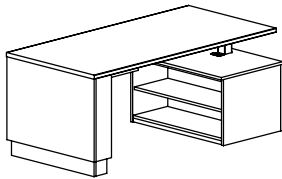
Stand alone height adjustable table encapsulates mechanism within end panels.



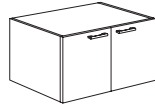
With Telescoping End Panels
See Page VS35

Adjustable Height Peninsula Desk

Use with bench height configurations for smaller footprints when adjustability needed at desk.



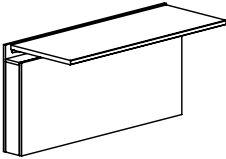
With Telescoping End Panel and Credenza
See Page VS51



Use with Bench Height Configurations
See Page VS133

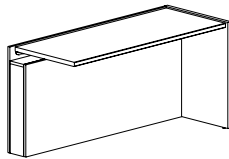
Use with workwall peninsula desk for height adjustability on bridge or return.

Adjustable Height Workwall Bridge



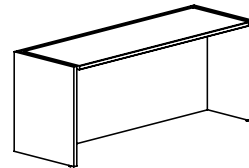
See Page VS56

Adjustable Height Workwall Return



See Page VS57

Adjustable Height Workwall Credenza

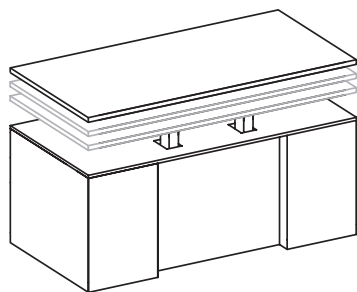


See Page VS53

Vision Product Information

ERGO Adjustable Work Height Mechanism

Our proprietary adjustable work height mechanism can be specified on many of the models in Vision. ERGO can only be specified in a HPL (high pressured laminate) or Veneer.



ERGO mechanism allows height adjustability to be added to the worksurface. Our solution uses a standardized design that minimizes the modifications required to standard desk, bridge, or credenza models. The mechanism and control box are neatly concealed to maintain the appearance of the original elegance of the product. A push button activates the electric powered lifting columns for adjustability from sitting height to a standing height. A 3/4" thick finished sub top is added to the top of the desk chassis for a clean appearance when the surface is in the raised position. In the lowered position, please note that ERGO adds 3/4" to the standard height of the desk and the installation will decrease knee space depth by 8".

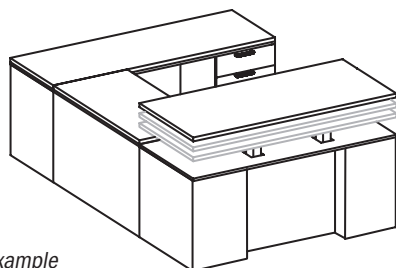
Automatic Collision Control is built in to each mechanism as a standard feature. When the system senses an obstacle obstructing the movement, the mechanism will reverse direction and retreat by 1".

When ERGO is added to a worksurface in an "L" or "U" group, all units in the configuration need to have a sub top added. These units are considered to be ERGO ADJACENT units. ERGO ADJACENT units must have a fixed height worksurface that matches the lowest position of the ERGO mechanism and the top. This is accomplished by adding a 3/4" sub top between the chassis and the worksurface. This feature can also be specified for cabinets which may sit next to a unit with the ERGO mechanism.

Height adjustment starts at 30 3/4", to a standing height of 49 3/4", a range of 19 1/2".

NOTE: The kneespace depth is decreased when the ERGO mechanism is specified. Contact Customer Service for dimension information.

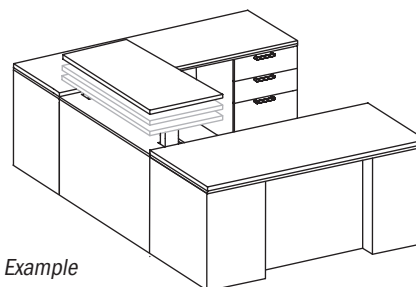
The Ergo mechanism and controls are warranted for a period of (1) year. The rest of the casegood unit(s) are warranted under the Lifetime Warranty.



Example

VST3672LD (with ERGO option) add \$4,121 to list
 VST2448EB (with ERGO ADJACENT option) add \$453 to list
 VST2472RC (with ERGO ADJACENT option) add \$555 to list

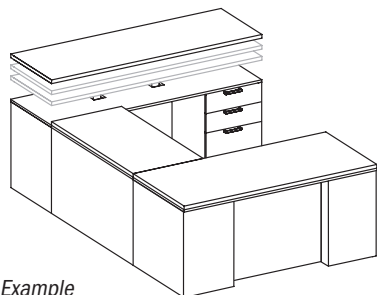
VSV3672LD (with ERGO option) add \$4,604 to list
 VSV2448EB (with ERGO ADJACENT option) add \$591 to list
 VSV2472RC (with ERGO ADJACENT option) add \$693 to list



Example

VST3672LD (with ERGO ADJACENT option) add \$555 to list
 VST2448EB (with ERGO option) add \$4,121 to list
 VST2472RC (with ERGO ADJACENT option) add \$555 to list

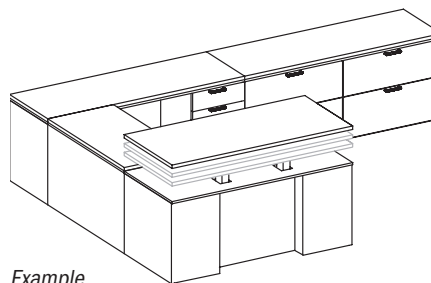
VSV3672LD (with ERGO ADJACENT option) add \$693 to list
 VSV2448E (with ERGO option) add \$4,604 to list
 VSV2472RC (with ERGO ADJACENT option) add \$693 to list



Example

VST3672LD (with ERGO ADJACENT option) add \$555 to list
 VST2448EB (with ERGO ADJACENT option) add \$453 to list
 VST2472RC (with ERGO option) add \$4,121 to list

VSV3672LD (with ERGO ADJACENT option) add \$693 to list
 VSV2448EB (with ERGO ADJACENT option) add \$591 to list
 VSV2472RC (with ERGO option) add \$4,604 to list



Example

VST3672LD (with ERGO option) add \$4,121 to list
 VST2448EB (with ERGO ADJACENT option) add \$453 to list
 VST2472RC (with ERGO ADJACENT option) add \$555 to list
 VST2472LFC (with ERGO ADJACENT option) add \$555 to list

VSV3672LD (with ERGO option) add \$4,604 to list
 VSV2448EB (with ERGO ADJACENT option) add \$591 to list
 VSV2472RC (with ERGO ADJACENT option) add \$693 to list
 VSV2472LFC (with ERGO ADJACENT option) add \$693 to list

Vision Product Information

Availability of Vision HPL Laminate or Veneer Units with the ERGO Mechanism

The following models are available, in HPL or Veneer, with the ERGO Adjustable Work Height Mechanism.

Freestanding Units - Units below do not require adjacent products; select ERGO option for HPL Laminate add \$4,121 or Veneer add \$4,604 to the list price.


Double Pedestal Desks		Credenzas		Shell Desks
VST3060DD	VST3672DDF	VST2060KC	VST2460KC	VST3060SHDF
VSV3060DD	VSV3672DDF	VSV2060KC	VSV2460KC	VSV3060SHDF
VST3060DDF	VST3678DD	VST2066KC	VST2466KC	VST3066SHDF
VSV3060DDF	VSV3678DD	VSV2066KC	VSV2466KC	VSV3066SHDF
VST3066DD	VST3678DDF	VST2072KC	VST2472KC	VST3072SHDF
VSV3066DD	VSV3678DDF	VSV2072KC	VSV2472KC	VSV3072SHDF
VST3066DDF	VST3684BD	VST2078KC	VST2478KC	VST3672SHDF
VSV3066DDF	VSV3684BD	VSV2078KC	VSV2478KC	VSV3672SHDF
VST3072DD	VST3684BDF	VST2084KC	VST2484KC	
VSV3072DD	VSV3684BDF	VSV2084KC	VSV2484KC	
VST3072DDF	VST3684DD			
VSV3072DDF	VSV3684DD			
VST3672BD	VST3684DDF			
VSV3672BD	VSV3684DDF			
VST3672BDF	VST4272BD			
VSV3672BDF	VSV4272BD			
VST3672DD	VST4272BDF			
VSV3672DD	VSV4272BDF			

ERGO Adjacent Connecting Units - Select ERGO option for the model you wish to have height adjustment for HPL Laminate add \$4,121 or Veneer add \$4,604 to the list price. For units, from this list, that are connecting to the ERGO model, you must select ERGO ADJACENT on each of these connecting laminate models add \$555 and veneer add \$693 list price. *If the connecting model is 24" x 48" or less for laminate add \$453 list or veneer add \$591.


Single Pedestal Desks		Returns			Credenzas		Bridges	Comer Units
VST3066LD	VST3684LD	VST2042ELR*	VST2442ERCR*	VST2460LRR	VST2060LC*	VST2460LC	VST2036EB*	VST4242-20EUC
VSV3066LD	VSV3684LD	VSV2042ELR*	VSV2442ERCR*	VSV2460LRR	VSV2060LC*	VSV2460LC	VSV2036EB*	VSV4242-20EUC
VST3066LDF	VST3684LDF	VST2042ELY*	VST2442ERCY*	VST2460LLR	VST2060RC*	VST2460RC	VST2042EB*	VST4242-24EUC
VSV3066LDF	VSV3684LDF	VSV2042ELY*	VSV2442ERCY*	VSV2460LLR	VSV2060RC*	VSV2460RC	VSV2042EB*	VSV4242-24EUC
VST3066RD	VST3684RBD	VST2042ELR*	VST2442ERR*	VST2454LRR	VST2066LC*	VST2466LC	VST2048EB*	VST4852ERC
VSV3066RD	VSV3684RBD	VSV2042ELR*	VSV2442ERR*	VSV2454LRR	VSV2066LC*	VSV2466LC	VSV2048EB*	VSV4852ERC
VST3066RDF	VST3684RBD	VST2042ERY*	VST2442ERY*	VST2454LLR	VST2066RC*	VST2466RC	VST2436EB*	VST4852ELC
VSV3066RDF	VSV3684RBD	VSV2042ERY*	VSV2442ERY*	VSV2454LLR	VSV2066RC*	VSV2466RC	VSV2436EB*	VSV4852ELC
VST3072LD	VST3684RD	VST2048ELR*	VST2448ELCR*	VST2448LRR	VST2072LC*	VST2472LC	VST2442EB*	
VSV3072LD	VSV3684RD	VSV2048ELR*	VSV2448ELCR*	VSV2448LRR	VSV2072LC*	VSV2472LC	VSV2442EB*	
VST3072LDF	VST3684RDF	VST2048ELY*	VST2448ELCY*	VST2448LLR	VST2072RC*	VST2472RC	VST2448EB*	
VSV3072LDF	VSV3684RDF	VSV2048ELY*	VSV2448ELCY*	VSV2448LLR	VST2072RC*	VSV2472RC	VSV2448EB*	
VST3072RD	VST4272CLD	VST2048ERR*	VST2448ELR*	VST2060LRR*	VST2078LC*	VST2478LC		
VSV3072RD	VSV4272CLD	VSV2048ERR*	VSV2448ELR*	VSV2060LRR*	VSV2078LC*	VSV2478LC		
VST3072RDF	VST4272CLDF	VST2048ERY*	VST2448ELY*	VST2060LLR*	VST2078RC*	VST2478RC		
VSV3072RDF	VSV4272CLDF	VSV2048ERY*	VSV2448ELY*	VSV2060LLR*	VST2078RC*	VSV2478RC		
VST3672LBD	VST4272CRD	VST2054ELR*	VST2448ERCR*	VST2054LRR*	VST2084LC*	VST2484LC		
VSV3672LBD	VSV4272CRD	VSV2054ELR*	VSV2448ERCR*	VSV2054LRR*	VSV2084LC*	VSV2484LC		
VST3672LDF	VST4272CRDF	VST2054ELY*	VST2448ERCY*	VST2054LLR*	VST2084RC*	VST2484RC		
VSV3672LDF	VSV4272CRDF	VSV2054ELY*	VSV2448ERCY*	VSV2054LLR*	VSV2084RC*	VSV2484RC		
VST3672LD	VST4272LBD	VST2054ERR*	VST2448ERR*	VST2048LRR*	VST2084LRC	VST2484LRC		
VSV3672LD	VSV4272LBD	VSV2054ERR*	VSV2448ERR*	VSV2048LRR*	VSV2084LRC	VSV2484LRC		
VST3672LDF	VST4272LBDF	VST2054ERY*	VST2448ERY*	VST2048LLR*	VST2084LLC	VST2484LLC		
VSV3672LDF	VSV4272LBDF	VSV2054ERY*	VSV2448ERY*	VSV2048LLR*	VSV2084LLC	VSV2484LLC		
VST3672RBD	VST4272RBD	VST2060ELY*	VST2454ELR		VST2078LRC	VST2478LRC		
VSV3672RBD	VSV4272RBD	VSV2060ELY*	VSV2454ELR		VSV2078LRC	VSV2478LRC		
VST3672RDF	VST4272RBD	VST2060ERR*	VST2454ELY		VST2078LLC	VST2478LLC		
VSV3672RDF	VSV4272RBD	VSV2060ERR*	VSV2454ELY		VSV2078LLC	VSV2478LLC		
VST3672RD	VST4872CBDL	VST2060ELR*	VST2454ERR		VST2072LRC	VST2472LRC		
VSV3672RD	VSV4872CBDL	VSV2060ELR*	VSV2454ERR		VSV2072LRC	VSV2472LRC		
VST3672RDF	VST4872CBDLF	VST2060ERY*	VST2454ERY		VST2072LLC	VST2472LLC		
VSV3672RDF	VSV4872CBDLF	VSV2060ERY*	VSV2454ERY		VSV2072LLC	VSV2472LLC		
VST3684LBD	VST4872CBDR	VST2442ELCR*	VST2460ELR					
VSV3684LBD	VSV4872CBDR	VSV2442ELCR*	VSV2460ELR					
VST3684LDF	VST4872CBDRF	VST2442ELCY*	VST2460ELY					
VSV3684LDF	VSV4872CBDRF	VSV2442ELCY*	VSV2460ELY					
		VST2442ELR*	VST2460ERR					
		VSV2442ELR*	VSV2460ERR					
		VST2442ELY*	VST2460ERY					
		VSV2442ELY*	VSV2460ERY					

Vision Product Information

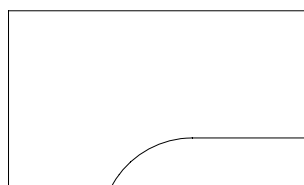
Peninsula and Modular Top Shapes



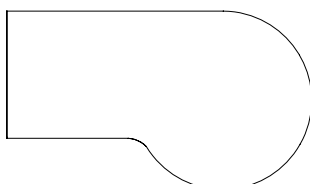
Rectangular/Soft Rectangular
peninsula/modular




Bullet
peninsula/modular



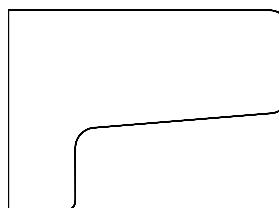
Extended Corner
modular



"P" Top
peninsula



Extended Corner Bullet
peninsula/modular



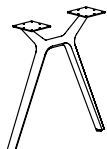
Sweeping L
peninsula/modular

Base for Worksurface Tops and Finish/Metal Colors Options

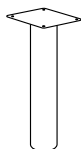
These base styles can be used with Peninsula Desks and Modular Desk Tops.



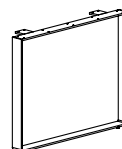
Taper Base
JSI standard seating finishes
paint - add \$43



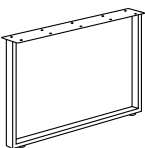
Truss Base
JSI standard seating finishes



Column Base
Matte Black (MBK)
Arctic Silver (ASL)



Perimeter Base
Chrome (CHR)




Rectangular Base
Matte Black (MBK)
Arctic Silver (ASL)
Pewter (PEW)
Soft Nickel (SNK)
Soft Bronze (SBZ)
Aged Bronze (ABZ)
Gold (GLD)



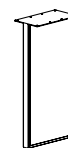
Dowel Base
JSI standard seating finishes
paint - add \$43 (lower section)

Metal (upper section)
Matte Black (MBK) Soft Bronze (SBZ)
Arctic Silver (ASL) Aged Bronze (ABZ)
Pewter (PEW) Gold (GLD)
Soft Nickel (SNK)



Executive Base
Vision laminate finishes

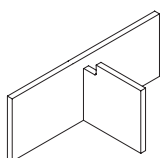
Metal
Matte Black (MBK)
Arctic Silver (ASL)
Pewter (PEW)
Soft Nickel (SNK)



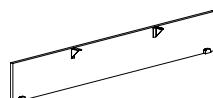
Executive Base
Vision wood finishes

Metal
Matte Black (MBK) Soft Bronze (SBZ)
Arctic Silver (ASL) Aged Bronze (ABZ)
Pewter (PEW) Gold (GLD)
Soft Nickel (SNK)

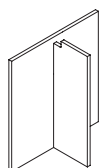
Modular Top End Supports for Peninsula and Modular Tops



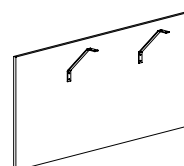
Bench Height "T" Support
use with bench height configurations



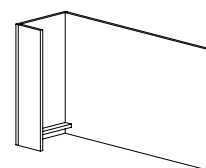
Bench Height Support with Metal Braces
use with modular tops or bench height configurations



Full Height "T" Support
use with peninsula or modular tops



Full Height End Support with Metal Braces
use with peninsula or modular tops

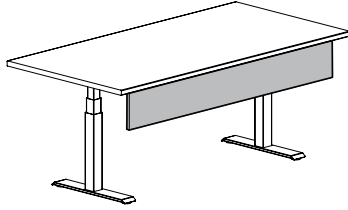


Wing End Support
use to create a modular open corner credenza or desk

Vision Product Information

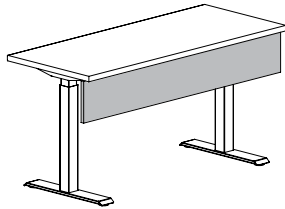
Electric Adjustable Height Table Desk - Standard/Extended/Pneumatic

Height Adjustable Modesty Panel Recommendations



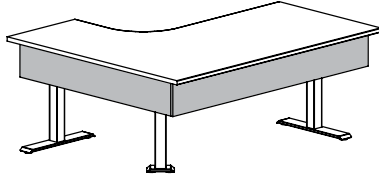
Top Depth	Top Width	Model Number
36/30/24	72	VST0964TDM / VSV0964TDM
30/24	84	VST0976TDM / VSV0976TDM
30/24	78	VST0970TDM / VSV0970TDM
30/24	66	VST0958TDM / VSV0958TDM
30/24	60	VST0952TDM / VSV0952TDM
30/24	54	VST0946TDM / VSV0946TDM
30/24	48	VST0940TDM / VSV0940TDM

Electric Adjustable Height Bridge - Standard/Extended/Pneumatic



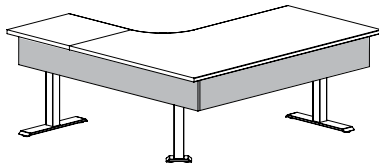
Top Depth	Top Width	Model Number
24	58	VST0958TDM / VSV0958TDM
24	52	VST0952TDM / VSV0952TDM
24	46	VST0940TDM / VSV0940TDM
24	40	VST0940TDM / VSV0940TDM

Adjustable Height Corner Table - One Piece Top - Standard/Extended



Top Depth	Top Width	Model Number
36/30	72	VST7203TDM / VSV7203TDM
36/30	66	VST6603TDM / VSV6603TDM
36/30	60	VST6003TDM / VSV6003TDM
24	72	VST7204TDM / VSV7204TDM
24	66	VST6604TDM / VSV6604TDM
24	60	VST6004TDM / VSV6004TDM

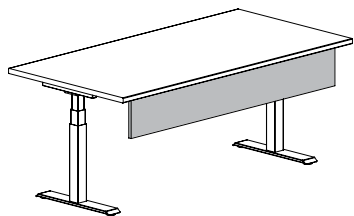
Adjustable Height Corner Table - Two Piece Top - Standard/Extended Adjustable Height Table & Return - Two Piece Top - Standard/Extended



Top Depth	Top Width	Model Number
36/30	72	VST7201TDM / VSV7201TDM
36/30	66	VST6601TDM / VSV6601TDM
36/30	60	VST6001TDM / VSV6001TDM
24	72	VST7202TDM / VSV7202TDM
24	66	VST6602TDM / VSV6602TDM
24	60	VST6002TDM / VSV6002TDM

Vision Product Information


Rectangular Table & Run-Off Top (for use with Adj. Height T-Base)



Height Adjustable Modesty Panel Recommendations

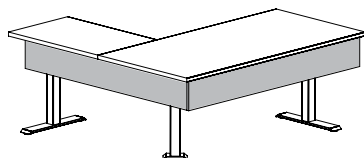
Top Depth	Top Width	Model Number
36	72	VST0964TDM / VSV0964TDM
30	84	VST0976TDM / VSV0976TDM
30	78	VST0970TDM / VSV0970TDM
30	72	VST0964TDM / VSV0964TDM
30	66	VST0958TDM / VSV0958TDM
30	60	VST0952TDM / VSV0952TDM
30	54	VST0946TDM / VSV0946TDM
30	48	VST0940TDM / VSV0940TDM
24	84	VST0976TDM / VSV0976TDM
24	78	VST0970TDM / VSV0970TDM
24	72	VST0964TDM / VSV0964TDM
24	66	VST0958TDM / VSV0958TDM
24	60	VST0952TDM / VSV0952TDM
24	54	VST0946TDM / VSV0946TDM
24	48	VST0940TDM / VSV0940TDM

Bridge Top (for use with Adj. Height T-Base)



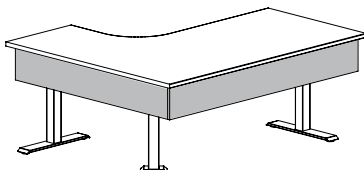
Top Depth	Top Width	Model Number
24	58	VST0952TDM / VSV0952TDM
24	52	VST0946TDM / VSV0946TDM
24	46	VST0940TDM / VSV0940TDM

Corner Desk Top (for use with Adj. Height T-Base)



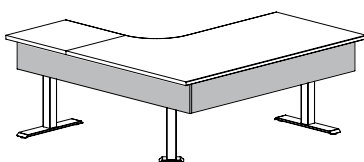
Top Depth	Top Width	Model Number
36/30	72	VST7201TDM / VSV7201TDM
36/30	66	VST6601TDM / VSV6601TDM
36/30	60	VST6001TDM / VSV6001TDM
24	72	VST7202TDM / VSV7202TDM
24	66	VST6602TDM / VSV6602TDM
24	60	VST6002TDM / VSV6002TDM

Cockpit Corner Desk Top (for use with Adj. Height T-Base)



Top Depth	Top Width	Model Number
36/30	72	VST7203TDM / VSV7203TDM
36/30	66	VST6603TDM / VSV6603TDM
36/30	60	VST6003TDM / VSV6003TDM
24	72	VST7204TDM / VSV7204TDM
24	66	VST6604TDM / VSV6604TDM
24	60	VST6004TDM / VSV6004TDM

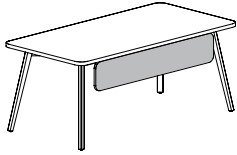
Cockpit Corner Desk Top - Two Piece (for use with Adj. Height T-Base)



Top Depth	Top Width	Model Number
36/30	72	VST7201TDM / VSV7201TDM
36/30	66	VST6601TDM / VSV6601TDM
36/30	60	VST6001TDM / VSV6001TDM
24	72	VST7202TDM / VSV7202TDM
24	66	VST6602TDM / VSV6602TDM
24	60	VST6002TDM / VSV60042TDM

Vision Product Information

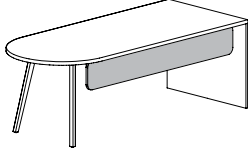
Table Desk



Modesty Panel Recommendations

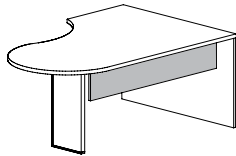
Top Depth	Top Width	Model Number
36/30	72	VST5410HMPR / VSV5410HMPR
36/30	66	VST4810HMPR / VST4810HMPR

Bullet Peninsula Desk



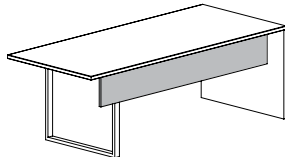
Top Depth	Top Width	Model Number
36/30	84	VST6610HMPS / VST6610HMPR VSV6610HMPS / VSV6610HMPR
36/30	78	VST6010HMPS / VST6010HMPR VSV6010HMPS / VSV6010HMPR
36/30	72	VST5410HMPS / VST5410HMPR VSV5410HMPS / VSV5410HMPR
30	66	VST4810HMPS / VST4810HMPR VSV4810HMPS / VSV4810HMPR

Cockpit Bullet Peninsula Desk



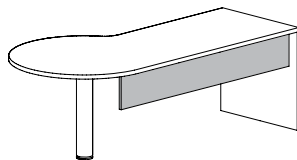
Top Depth	Top Width	Model Number
48	72	VST5410HMPS / VST5410HMPR VSV5410HMPS / VSV5410HMPR

Rectangular Peninsula Desk/Soft Rectangular Desk



Top Depth	Top Width	Model Number
36/30	84	VST7210HMPS / VST7210HMPR VSV7210HMPS / VSV7210HMPR
36/30	78	VST6610HMPS / VST6610HMPR VSV6610HMPS / VSV6610HMPR
36/30	72	VST6010HMPS / VST6010HMPR VSV6010HMPS / VSV6010HMPR
36/30	66	VST5410HMPS / VST5410HMPR VSV5410HMPS / VSV5410HMPR
36/30	60	VST4810HMPS / VST4810HMPR VSV4810HMPS / VSV4810HMPR

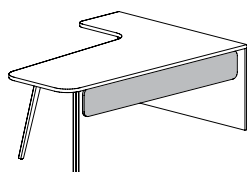
P-Top Peninsula Desk



Top Depth	Top Width	Model Number
42	84	VST6610HMPS / VST6610HMPR VSV6610HMPS / VSV6610HMPR
42	78	VST6010HMPS / VST6010HMPR VSV6010HMPS / VSV6010HMPR
42	72	VST5410HMPS / VST5410HMPR VSV5410HMPS / VSV5410HMPR

Vision Product Information

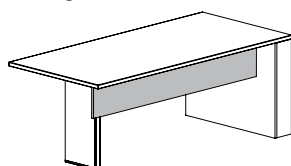
Sweeping L Peninsula Desk



Modesty Panel Recommendations

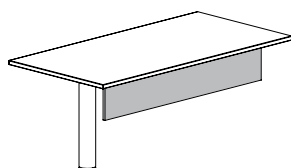
Top Depth	Top Width	Model Number
60	84	VST7210HMPS / VST7210HMPR VSV7210HMPS / VSV7210HMPR
60	78	VST6610HMPS / VST6610HMPR VSV6610HMPS / VSV6610HMPR
60	72	VST6010HMPS / VST6010HMPR VSV6010HMPS / VSV6010HMPR
60	66	VST5410HMPS / VST5410HMPR VSV5410HMPS / VSV5410HMPR
60	66	VST4810HMPS / VST4810HMPR VSV4810HMPS / VSV4810HMPR

Rectangular Workwall Peninsula Desk / Soft Rectangular Workwall Peninsula Desk



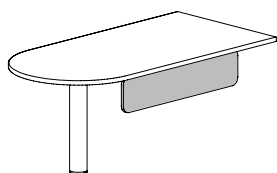
Top Depth	Top Width	Model Number
36/30	84	VST6610HMPS / VST6610HMPR VSV6610HMPS / VSV6610HMPR
36/30	78	VST6010HMPS / VST6010HMPR VSV6010HMPS / VSV6010HMPR
36/30	72	VST5410HMPS / VST5410HMPR VSV5410HMPS / VSV5410HMPR
36/30	66	VST4810HMPS / VST4810HMPR VSV4810HMPS / VSV4810HMPR
36/30	60	VST4210HMPS / VST4210HMPR VSV4210HMPS / VSV4210HMPR

Rectangular Run-Off Desk Top / Soft Rectangular Run-Off Desk Top



Top Depth	Top Width	Model Number
36/30	72	VST6010HMPS / VST6010HMPR VSV6010HMPS / VSV6010HMPR
36/30	66	VST5410HMPS / VST5410HMPR VSV5410HMPS / VSV5410HMPR
36/30	60	VST4810HMPS / VST4810HMPR VSV4810HMPS / VSV4810HMPR
36/30	54	VST4210HMPS / VST4210HMPR VSV4210HMPS / VSV4210HMPR
36/30	48	VST3610HMPS / VST3610HMPR VSV3610HMPS / VSV3610HMPR

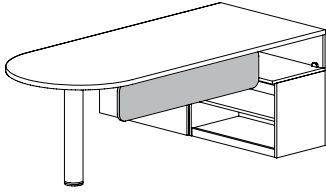
Bullet Run-Off Desk



Top Depth	Top Width	Model Number
36	72	VST4210HMPS / VST4210HMPR VSV4210HMPS / VSV4210HMPR
36	66	VST3610HMPS / VST3610HMPR VSV3610HMPS / VSV3610HMPR
36	60	VST3010HMPS / VST3010HMPR VSV3010HMPS / VSV3010HMPR

Vision Product Information

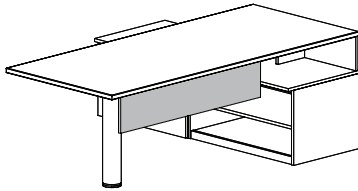
Bench Height Supported Bullet Peninsula Desk



Modesty Panel Recommendations

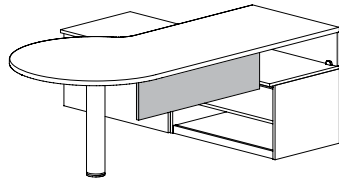
Top Depth	Top Width	Model Number
36/30	84	VST4210HMPS / VST4210HMPR VSV4210HMPS / VSV4210HMPR
36/30	78	VST3610HMPS / VST3610HMPR VSV3610HMPS / VSV3610HMPR
36/30	72	VST3010HMPS / VST3010HMPR VSV3010HMPS / VSV3010HMPR

Bench Height Supported Rectangular Peninsula Desk / Bench Height Supported Soft Rectangular



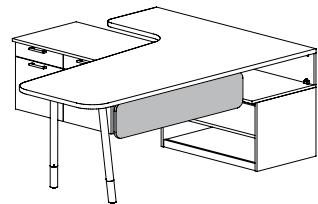
Top Depth	Top Width	Model Number
36/30	84	VST4810HMPS / VST4810HMPR VSV4810HMPS / VSV4810HMPR
36/30	78	VST4210HMPS / VST4210HMPR VSV4210HMPS / VSV4210HMPR
36/30	72	VST3610HMPS / VST3610HMPR VSV3610HMPS / VSV3610HMPR
36/30	66	VST3010HMPS / VST3010HMPR VSV3010HMPS / VSV3010HMPR
36/30	60	VST2410HMPS / VST2410HMPR VSV2410HMPS / VSV2410HMPR

Bench Height Supported P Top Peninsula Desk



Top Depth	Top Width	Model Number
42	84	VST4210HMPS / VST4210HMPR VSV4210HMPS / VSV4210HMPR
42	78	VST3610HMPS / VST3610HMPR VSV3610HMPS / VSV3610HMPR
42	72	VST3010HMPS / VST3010HMPR VSV3010HMPS / VSV3010HMPR

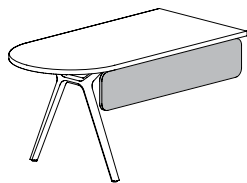
Bench Height Sweeping L Desk



Top Depth	Top Width	Model Number
60	84	VST4810HMPS / VST4810HMPR VSV4810HMPS / VSV4810HMPR
60	78	VST4210HMPS / VST4210HMPR VSV4210HMPS / VSV4210HMPR
60	72	VST3610HMPS / VST3610HMPR VSV3610HMPS / VSV3610HMPR
60	66	VST3010HMPS / VST3010HMPR VSV3010HMPS / VSV3010HMPR

Vision Product Information

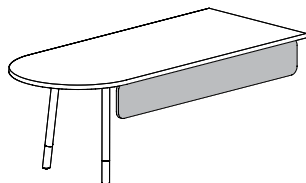
Bullet Return Top



Modesty Panel Recommendations

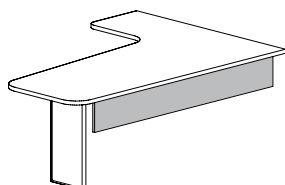
Top Depth	Top Width	Model Number
30/24	60	VST4810HMPS / VST4810HMPR VSV4810HMPS / VSV4810HMPR
30/24	48	VST3610HMPS / VST3610HMPR VSV3610HMPS / VSV3610HMPR

Modular Bullet Desk Top



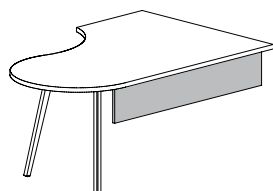
Top Depth	Top Width	Model Number
36	84	VST6610HMPS / VST6610HMPR VSV6610HMPS / VSV6610HMPR
36	78	VST6010HMPS / VST6010HMPR VSV6010HMPS / VSV6010HMPR
36/30	72	VST5410HMPS / VST5410HMPR VSV5410HMPS / VSV5410HMPR
36/30	66	VST4810HMPS / VST4810HMPR VSV4810HMPS / VSV4810HMPR
24	60	VST4210HMPS / VST4210HMPR VSV4210HMPS / VSV4210HMPR
24	48	VST3010HMPS / VST3010HMPR VSV3010HMPS / VSV3010HMPR

Modular Sweeping L Desk Top



Top Depth	Top Width	Model Number
60	84	VST7210HMPS / VST7210HMPR VSV7210HMPS / VSV7210HMPR
60	78	VST6610HMPS / VST6610HMPR VSV6610HMPS / VSV6610HMPR
60	72	VST6010HMPS / VST6010HMPR VSV6010HMPS / VSV6010HMPR
60	66	VST5410HMPS / VST5410HMPR VSV5410HMPS / VSV5410HMPR
60	60	VST4810HMPS / VST4810HMPR VSV4810HMPS / VSV4810HMPR

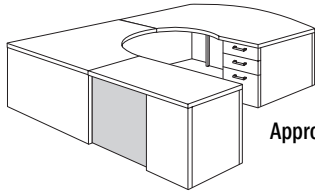
Modular Extended Corner Bullet Desk Top



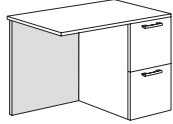
Top Depth	Top Width	Model Number
48/42	72	VST5410HMPS / VST5410HMPR VSV5410HMPS / VSV5410HMPR
42	66	VST4810HMPS / VST4810HMPR VSV4810HMPS / VSV4810HMPR

Vision Product Information

Returns with Breakfront



Approach view



User side view

Consists of:

VST2442MCT - top

VST1624MFF - pedestal

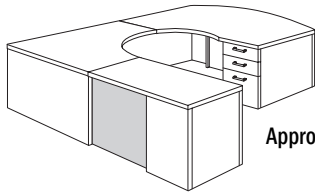
VST1628MPBK - modular full height back panel (optional)

VSVST2728MDRA - breakfront modesty panel

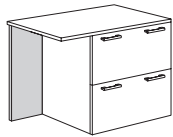
Modesty Panel Sizes for Returns with Pedestal

Top Width	Pedestal Width	Modesty Width	Modesty Height	Model Number
36	15 ⁵ / ₈	21 ³ / ₁₆	28	VST2128MDRA
42	15 ⁵ / ₈	27 ³ / ₁₆	28	VST2728MDRA
48	15 ⁵ / ₈	33 ³ / ₁₆	28	VST3328MDRA
54	15 ⁵ / ₈	39 ³ / ₁₆	28	VST3928MDRA
60	15 ⁵ / ₈	45 ³ / ₁₆	28	VST4528MDRA

Returns with Breakfront



Approach view



User side view

Consists of:

VST2448MCT - top

VST3624MLF - pedestal

VST3628MPBK - modular full height back panel (optional)

VST1328MDRB - modesty panel

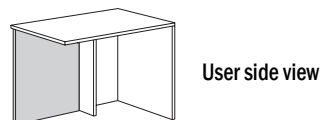
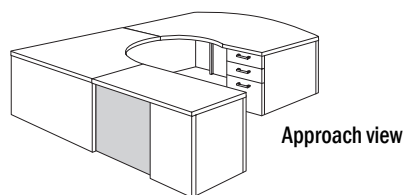
Modesty Panel Sizes for Returns with Lateral File Pedestal

Top Width	Pedestal 36" Wide	Modesty Width	Modesty Height	Model Number
42	35 ⁷ / ₈	6 ¹⁵ / ₁₆	28	VST0728MDRB
48	35 ⁷ / ₈	12 ¹⁵ / ₁₆	28	VST1328MDRB
54	35 ⁷ / ₈	18 ¹⁵ / ₁₆	28	VST1828MDRB
60	35 ⁷ / ₈	24 ¹⁵ / ₁₆	28	VST2528MDRB

Top Width	Pedestal 30" Wide	Modesty Width	Modesty Height	Model Number
36	29 ⁷ / ₈	6 ¹⁵ / ₁₆	28	VST0728MDRB
42	29 ⁷ / ₈	12 ¹⁵ / ₁₆	28	VST1328MDRB
48	29 ⁷ / ₈	18 ¹⁵ / ₁₆	28	VST1828MDRB
54	29 ⁷ / ₈	24 ¹⁵ / ₁₆	28	VST2528MDRB
60	29 ⁷ / ₈	30 ¹⁵ / ₁₆	28	VST3128MDRB

Vision Product Information

Return Shells with Breakfront

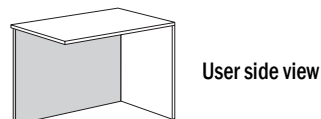
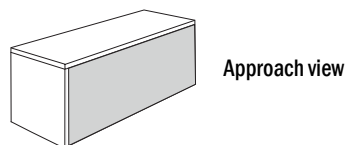


Consists of:
 VST2442MCT - top
 VST1624WEAR - wing end panel
 VST2728MDRA - breakfront modesty panel

Modesty Panel Sizes for Return Shells using VST1624WEAL or VST1624WEAR wing end panel

Top Width	Wing Assembly Width	Modesty Width	Modesty Height	Model Number
36	15 ⁵ / ₈	21 ³ / ₁₆	28	VST2128MDRA
42	15 ⁵ / ₈	27 ³ / ₁₆	28	VST2728MDRA
48	15 ⁵ / ₈	33 ³ / ₁₆	28	VST3328MDRA
54	15 ⁵ / ₈	39 ³ / ₁₆	28	VST3928MDRA
60	15 ⁵ / ₈	45 ³ / ₁₆	28	VST4528MDRA

Return Shells

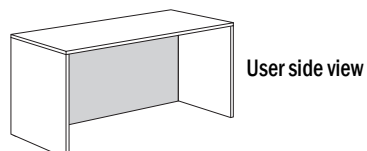
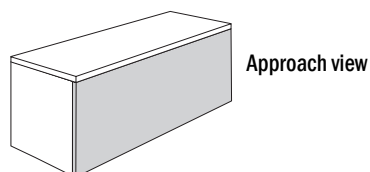


Consists of:
 VST2442MCT - top
 VST24EP - end panel
 VST4328MDRS - modesty panel

Modesty Panel Sizes for Return Shells using VST24EP end panel

Top Width	End Panel Thickness VST24EP	Modesty Width	Modesty Height	Model Number
36	³ / ₄	36 ¹ / ₁₆	28	VST3728MDRS
42	³ / ₄	42 ¹ / ₁₆	28	VST4328MDRS
48	³ / ₄	48 ¹ / ₁₆	28	VST4928MDRS
54	³ / ₄	54 ¹ / ₁₆	28	VST5528MDRS

Desk Shells



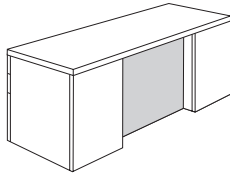
Consists of:
 VST2442MCT - top
 VST23EP - (2) end panels
 VST4222MBK - modesty panel

Modesty Panel Sizes for Desk Shells with both left and right ends using VST23EP end panel

Top Width	End Panel Thickness VST23EP	Modesty Width	Modesty Height	Model Number
30	³ / ₄	29 ⁷ / ₈	28	VST3028MBK
36	³ / ₄	35 ⁷ / ₈	28	VST3628MBK
42	³ / ₄	41 ⁷ / ₈	28	VST4228MBK
48	³ / ₄	47 ⁷ / ₈	28	VST4828MBK
54	³ / ₄	53 ⁷ / ₈	28	VST5428MBK
60	³ / ₄	59 ⁷ / ₈	28	VST6028MBK

Vision Product Information

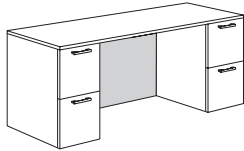
Desk Shells with Breakfront



Approach view of unit using wing end panels

Consists of:

- VST1630WEAL - left wing end panel
- VST1630WEAR - right wing end panel
- VST4128MDDE - breakfront modesty panel
- VST3072MCT - top



User side view of double ped desk

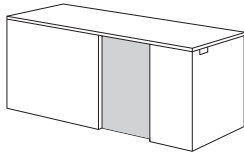
Consists of:

- VST1630MFF - (2) 30" deep modular pedestals
- VST1628MPBK - (2) modular full height back panel (optional)
- VST4128MDDE - breakfront modesty panel
- VST3072MCT - top

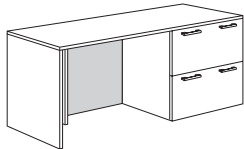
Modular Breakfront Modesty Panel Sizes for double pedestal desks and credenzas
-OR- Single pedestal desks and credenzas with the VST1630WEAL or VST1630WEAR wing end assembly or with the VST1624WEAL or VST1624WEAR wing end assembly

Top Width	Right or Left Pedestal or Wing End Assembly Width	Modesty Width	Modesty Height	Model Number
60	15 ^{5/8}	28 ^{5/8}	28	VST2928MDDE
66	15 ^{5/8}	34 ^{5/8}	28	VST3528MDDE
72	15 ^{5/8}	40 ^{5/8}	28	VST4128MDDE
78	15 ^{5/8}	46 ^{5/8}	28	VST4728MDDE
84	15 ^{5/8}	52 ^{5/8}	28	VST5328MDDE
90	15 ^{5/8}	58 ^{5/8}	28	VST5928MDDE

Credenza Shells with Breakfront



Approach view



User side view

Consists of:

- VST3624MLF - pedestal
- VST3628MPBK - modular full height back panel (optional)
- VST1624WEAL - wing end support
- VST2128MDCG - breakfront modesty panel
- VST2472MCT - top

Modular Breakfront Modesty Panel Sizes for Single Pedestal Credenzas with 30" or 36" wide pedestal -OR- using the VST1624WEAL OR VST1624WEAR wing end assembly.

Top Width	36" Pedestal Width	Wing End Assembly Width	Modesty Width	Modesty Height	Model Number
66	35 ^{7/8}	15 ^{5/8}	14 ^{3/8}	28	VST1528MDCG
72	35 ^{7/8}	15 ^{5/8}	20 ^{3/8}	28	VST2128MDCG
78	35 ^{7/8}	15 ^{5/8}	26 ^{3/8}	28	VST2628MDCG
84	35 ^{7/8}	15 ^{5/8}	32 ^{3/8}	28	VST3328MDCG
90	35 ^{7/8}	15 ^{5/8}	38 ^{3/8}	28	VST3928MDCG
96	35 ^{7/8}	15 ^{5/8}	44 ^{3/8}	28	VST4528MDCG

Top Width	30" Pedestal Width	Wing End Assembly Width	Modesty Width	Modesty Height	Model Number
60	29 ^{7/8}	15 ^{5/8}	14 ^{3/8}	28	VST1528MDCG
66	29 ^{7/8}	15 ^{5/8}	20 ^{3/8}	28	VST2128MDCG
72	29 ^{7/8}	15 ^{5/8}	26 ^{3/8}	28	VST2728MDCG
78	29 ^{7/8}	15 ^{5/8}	32 ^{3/8}	28	VST3328MDCG
84	29 ^{7/8}	15 ^{5/8}	38 ^{3/8}	28	VST3928MDCG
90	29 ^{7/8}	15 ^{5/8}	44 ^{3/8}	28	VST4528MDCG
96	29 ^{7/8}	15 ^{5/8}	50 ^{3/8}	28	VST5128MDCG

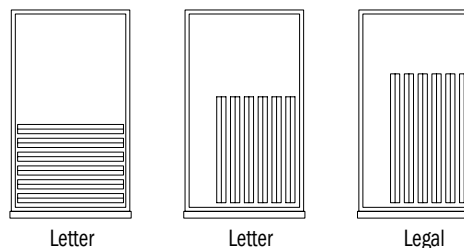
Vision Product Information

Desks		Drawer Configuration (User Side)	
Model	Description	Left Pedestal	Right Pedestal
VST4272BD	Double Pedestal Bow Desk	Box/Box/File	File/File
VST4272BDF	Double Pedestal Bow Desk	Box/Box/File	File/File
VST3684BD	Double Pedestal Bow Desk	Box/Box/File	File/File
VST3684BDF	Double Pedestal Bow Desk	Box/Box/File	File/File
VST3672BD	Double Pedestal Bow Desk	Box/Box/File	File/File
VST3672BDF	Double Pedestal Bow Desk	Box/Box/File	File/File
VST3684DD	Double Pedestal Desk	Box/Box/File	File/File
VST3684DDF	Double Pedestal Desk	Box/Box/File	File/File
VST3678DD	Double Pedestal Desk	Box/Box/File	File/File
VST3678DDF	Double Pedestal Desk	Box/Box/File	File/File
VST3672DD	Double Pedestal Desk	Box/Box/File	File/File
VST3672DDF	Double Pedestal Desk	Box/Box/File	File/File
VST3072DD	Double Pedestal Desk	Box/Box/File	File/File
VST3072DDF	Double Pedestal Desk	Box/Box/File	File/File
VST3066DD	Double Pedestal Desk	Box/Box/File	File/File
VST3066DDF	Double Pedestal Desk	Box/Box/File	File/File
VST3060DD	Double Pedestal Desk	Box/Box/File	File/File
VST3060DDF	Double Pedestal Desk	Box/Box/File	File/File
VST4872CBDR	Right Ped. Bow Cockpit Desk		Box/Box/File
VST4872CBDRF	Right Ped. Bow Cockpit Desk		Box/Box/File
VST4872CBDL	Left Ped. Bow Cockpit Desk	Box/Box/File	
VST4872CBDLF	Left Ped. Bow Cockpit Desk	Box/Box/File	
VST4272CRD	Right Ped. Cockpit Desk		Box/Box/File
VST4272CRDF	Right Ped. Cockpit Desk		Box/Box/File
VST4272CLD	Left Pedestal Cockpit Desk	Box/Box/File	
VST4272CLDF	Left Pedestal Cockpit Desk	Box/Box/File	
VST4272RBD	Right Pedestal Bow Desk		Box/Box/File
VST4272RBDF	Right Pedestal Bow Desk		Box/Box/File
VST4272LBD	Left Pedestal Bow Desk	Box/Box/File	
VST4272LBDF	Left Pedestal Bow Desk	Box/Box/File	
VST3684RBD	Right Pedestal Bow Desk		Box/Box/File
VST3684RBDF	Right Pedestal Bow Desk		Box/Box/File
VST3684LBD	Left Pedestal Bow Desk	Box/Box/File	
VST3684LBDF	Left Pedestal Bow Desk	Box/Box/File	
VST3672RBD	Right Pedestal Bow Desk		Box/Box/File
VST3672RBDF	Right Pedestal Bow Desk		Box/Box/File
VST3672LBD	Left Pedestal Bow Desk	Box/Box/File	
VST3672LBDF	Left Pedestal Bow Desk	Box/Box/File	
VST3684RD	Right Pedestal Desk		Box/Box/File
VST3684RDF	Right Pedestal Desk		Box/Box/File
VST3684LD	Left Pedestal Desk	Box/Box/File	
VST3684LDF	Left Pedestal Desk	Box/Box/File	
VST3672RD	Right Pedestal Desk		Box/Box/File
VST3672RDF	Right Pedestal Desk		Box/Box/File
VST3672LD	Left Pedestal Desk	Box/Box/File	
VST3672LDF	Left Pedestal Desk	Box/Box/File	

Desks (continued)		Drawer Configuration (User Side)	
Model	Description	Left Pedestal	Right Pedestal
VST3072RD	Right Pedestal Desk		Box/Box/File
VST3072RDF	Right Pedestal Desk		Box/Box/File
VST3072LD	Left Pedestal Desk	Box/Box/File	
VST3072LDF	Left Pedestal Desk	Box/Box/File	
VST3066RD	Right Pedestal Desk		Box/Box/File
VST3066RDF	Right Pedestal Desk		Box/Box/File
VST3066LD	Left Pedestal Desk	Box/Box/File	
VST3066LDF	Left Pedestal Desk	Box/Box/File	

Interior Drawer Dimensions	Depth	Width	Height
Box	21"	12"	3 1/4"
File	21"	12"	9 1/8"

Filing Options (Diagram 1)



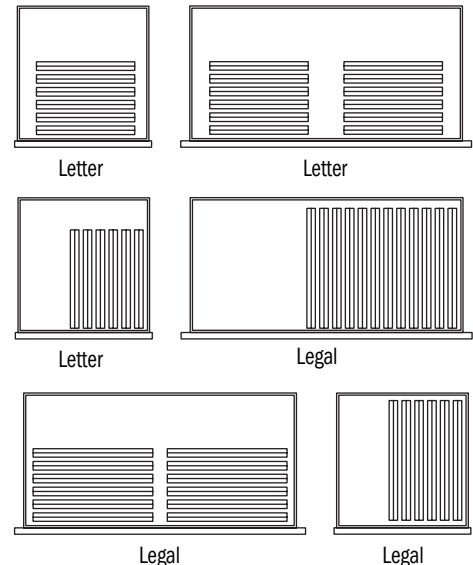
Vision Product Information

Executive Returns		Drawer Configuration (User Side)	
Model	Description	Left Pedestal	Right Pedestal
VST2460ERR	Right Executive Return		File/File
VST2460ELR	Left Executive Return	File/File	
VST2454ERR	Right Executive Return		File/File
VST2454ELR	Left Executive Return	File/File	
VST2448ERR	Right Executive Return		File/File
VST2448ELR	Left Executive Return	File/File	
VST2442ERR	Right Executive Return		File/File
VST2442ELR	Left Executive Return	File/File	
VST2060ERR	Right Executive Return		File/File
VST2060ELR	Left Executive Return	File/File	
VST2054ERR	Right Executive Return		File/File
VST2054ELR	Left Executive Return	File/File	
VST2048ERR	Right Executive Return		File/File
VST2048ELR	Left Executive Return	File/File	
VST2042ERR	Right Executive Return		File/File
VST2042ELR	Left Executive Return	File/File	
VST2460ERY	Right Executive Return		Box/Box/File
VST2460ELY	Left Executive Return	Box/Box/File	
VST2454ERY	Right Executive Return		Box/Box/File
VST2454ELY	Left Executive Return	Box/Box/File	
VST2448ERY	Right Executive Return		Box/Box/File
VST2448ELY	Left Executive Return	Box/Box/File	
VST2442ERY	Right Executive Return		Box/Box/File
VST2442ELY	Left Executive Return	Box/Box/File	
VST2060ERY	Right Executive Return		Box/Box/File
VST2060ELY	Left Executive Return	Box/Box/File	
VST2054ERY	Right Executive Return		Box/Box/File
VST2054ELY	Left Executive Return	Box/Box/File	
VST2048ERY	Right Executive Return		Box/Box/File
VST2048ELY	Left Executive Return	Box/Box/File	
VST2042ERY	Right Executive Return		Box/Box/File
VST2042ELY	Left Executive Return	Box/Box/File	
VST2460ERCR	Right Corner Return		File/File
VST2460ELCR	Left Corner Return	File/File	
VST2454ERCR	Right Corner Return		File/File
VST2454ELCR	Left Corner Return	File/File	
VST2448ERCR	Right Corner Return		File/File
VST2448ELCR	Left Corner Return	File/File	
VST2442ERCR	Right Corner Return		File/File
VST2442ELCR	Left Corner Return	File/File	
VST2460ERCY	Right Corner Return		Box/Box/File
VST2460ELCY	Left Corner Return	Box/Box/File	
VST2454ERCY	Right Corner Return		Box/Box/File
VST2454ELCY	Left Corner Return	Box/Box/File	
VST2448ERCY	Right Corner Return		Box/Box/File
VST2448ELCY	Left Corner Return	Box/Box/File	
VST2442ERCY	Right Corner Return		Box/Box/File
VST2442ELCY	Left Corner Return	Box/Box/File	
VST2060ERCR	Right Corner Return		File/File
VST2060ELCR	Left Corner Return	File/File	
VST2054ERCR	Right Corner Return		File/File
VST2054ELCR	Left Corner Return	File/File	
VST2048ERCR	Right Corner Return		File/File
VST2048ELCR	Left Corner Return	File/File	
VST2042ERCR	Right Corner Return		File/File
VST2042ELCR	Left Corner Return	File/File	
VST2060ERCY	Right Corner Return		Box/Box/File
VST2060ELCY	Left Corner Return	Box/Box/File	

Executive Returns (continued)		Drawer Configuration (User Side)	
Model	Description	Left Pedestal	Right Pedestal
VST2054ERCY	Right Corner Return		Box/Box/File
VST2054ELCY	Left Corner Return	Box/Box/File	
VST2048ERCY	Right Corner Return		Box/Box/File
VST2048ELCY	Left Corner Return	Box/Box/File	
VST2042ERCY	Right Corner Return		Box/Box/File
VST2042ELCY	Left Corner Return	Box/Box/File	
VST2460LRR	Right Lateral Return		Lat. File/Lat. File
VST2460LLR	Left Lateral Return	Lat. File/Lat. File	
VST2454LRR	Right Lateral Return		Lat. File/Lat. File
VST2454LLR	Left Lateral Return	Lat. File/Lat. File	
VST2448LRR	Right Lateral Return		Lat. File/Lat. File
VST2448LLR	Left Lateral Return	Lat. File/Lat. File	
VST2060LRR	Right Lateral Return		Lat. File/Lat. File
VST2060LLR	Left Lateral Return	Lat. File/Lat. File	
VST2054LRR	Right Lateral Return		Lat. File/Lat. File
VST2054LLR	Left Lateral Return	Lat. File/Lat. File	
VST2048LRR	Right Lateral Return		Lat. File/Lat. File
VST2048LLR	Left Lateral Return	Lat. File/Lat. File	
VST2460LRCR	Right Lateral Corner Return		Lat. File/Lat. File
VST2460LLCR	Left Lateral Corner Return	Lat. File/Lat. File	
VST2454LRCR	Right Lateral Corner Return		Lat. File/Lat. File
VST2454LLCR	Left Lateral Corner Return	Lat. File/Lat. File	
VST2448LRCR	Right Lateral Corner Return		Lat. File/Lat. File
VST2448LLCR	Left Lateral Corner Return	Lat. File/Lat. File	
VST2060LRCR	Right Lateral Corner Return		Lat. File/Lat. File
VST2060LLCR	Left Lateral Corner Return	Lat. File/Lat. File	
VST2054LRCR	Right Lateral Corner Return		Lat. File/Lat. File
VST2054LLCR	Left Lateral Corner Return	Lat. File/Lat. File	
VST2048LRCR	Right Lateral Corner Return		Lat. File/Lat. File
VST2048LLCR	Left Lateral Corner Return	Lat. File/Lat. File	

Interior Drawer Dimensions	Depth	Width	Height
Box	15"	12"	3 ¼"
File	15"	12"	9 ⅛"
Lateral File	15"	32 ⅝"	9 ⅛"

Filing Options (Diagram 4)



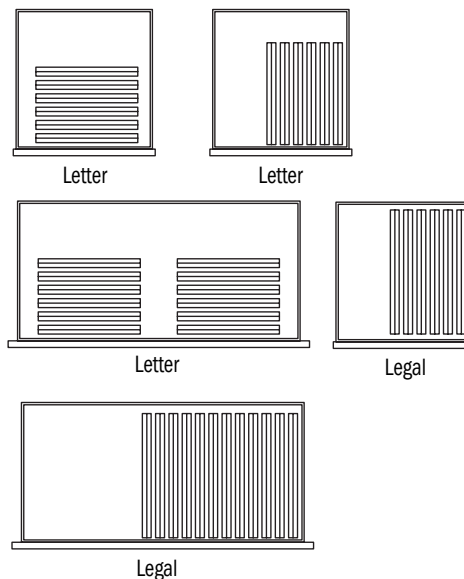
Vision Product Information

Executive Returns

Model	Description	Drawer Configuration (User Side)	
		Left Pedestal	Right Pedestal
VST2460MLR	Right Multi-File Return		2 Box/File/Lateral File
VST2460MLL	Left Multi-File Return	2 Box/File/Lateral File	
VST2454MLR	Right Multi-File Return		2 Box/File/Lateral File
VST2454MLL	Left Multi-File Return	2 Box/File/Lateral File	
VST2448MLR	Right Multi-File Return		2 Box/File/Lateral File
VST2448MLL	Left Multi-File Return	2 Box/File/Lateral File	
VST2060MLR	Right Multi-File Return		2 Box/File/Lateral File
VST2060MLL	Left Multi-File Return	2 Box/File/Lateral File	
VST2054MLR	Right Multi-File Return		2 Box/File/Lateral File
VST2054MLL	Left Multi-File Return	2 Box/File/Lateral File	
VST2048MLR	Right Multi-File Return		2 Box/File/Lateral File
VST2048MLL	Left Multi-File Return	2 Box/File/Lateral File	
VST2460MRCR	Rt. Multi-File Corner Return		2 Box/File/Lateral File
VST2460MLCR	Lt. Multi-File Corner Return	2 Box/File/Lateral File	
VST2454MRCR	Rt. Multi-File Corner Return		2 Box/File/Lateral File
VST2454MLCR	Lt. Multi-File Corner Return	2 Box/File/Lateral File	
VST2448MRCR	Rt. Multi-File Corner Return		2 Box/File/Lateral File
VST2448MLCR	Lt. Multi-File Corner Return	2 Box/File/Lateral File	
VST2060MRCR	Rt. Multi-File Corner Return		2 Box/File/Lateral File
VST2060MLCR	Lt. Multi-File Corner Return	2 Box/File/Lateral File	
VST2054MRCR	Rt. Multi-File Corner Return		2 Box/File/Lateral File
VST2054MLCR	Lt. Multi-File Corner Return	2 Box/File/Lateral File	
VST2048MRCR	Rt. Multi-File Corner Return		2 Box/File/Lateral File
VST2048MLCR	Lt. Multi-File Corner Return	2 Box/File/Lateral File	

Interior Drawer Dimensions	Depth	Width	Height
Box	15"	12"	3 1/4"
File	15"	12"	9 1/8"
Lateral File	15"	26 3/16"	9 1/8"

Filing Options (Diagram 3)

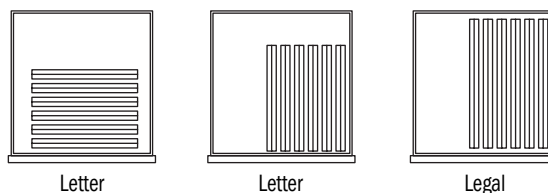


Mobile Pedestal

Model	Description	Drawer Configuration
		Single Pedestal Width
VST1620MP	Mobile Pedestal	Box/Box/File

Interior Drawer Dimensions	Depth	Width	Height
Box	15"	12"	3 1/4"
File	15"	12"	9 1/8"

Filing Options (Diagram 2)

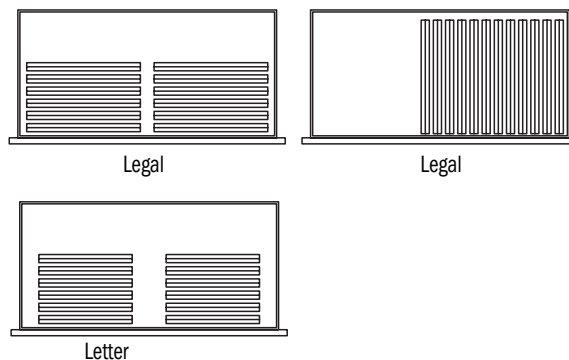


Credenzas

Model	Description	Drawer Configuration (User Side)	
		Left Pedestal	Right Pedestal
VST2460LFC	Lateral File Credenza	Lat. File/Lat. File	Lat. File/Lat. File
VST2060LFC	Lateral File Credenza	Lat. File/Lat. File	Lat. File/Lat. File

Interior Drawer Dimensions	Depth	Width	Height
Lateral File	15"	26 3/16"	9 1/8"

Filing Options (Diagram 6)




Vision Product Information

Credenzas		Drawer Configuration (User Side)	
Model	Description	Left Pedestal	Right Pedestal
VST2472SC	Storage Credenza ¹	File/File	File/File
VST2466SC	Storage Credenza ¹	File/File	File/File
VST2072SC	Storage Credenza ¹	File/File	File/File
VST2066SC	Storage Credenza ¹	File/File	File/File
VST2484KC	Kneespace Credenza	File/File	File/File
VST2478KC	Kneespace Credenza	File/File	File/File
VST2472KC	Kneespace Credenza	File/File	File/File
VST2466KC	Kneespace Credenza	File/File	File/File
VST2460KC	Kneespace Credenza	File/File	File/File
VST2084KC	Kneespace Credenza	File/File	File/File
VST2078KC	Kneespace Credenza	File/File	File/File
VST2072KC	Kneespace Credenza	File/File	File/File
VST2066KC	Kneespace Credenza	File/File	File/File
VST2060KC	Kneespace Credenza	File/File	File/File

Interior Drawer Dimensions	Depth	Width	Height
File	15"	12"	9 1/8"

Filing Options (Diagram 2)



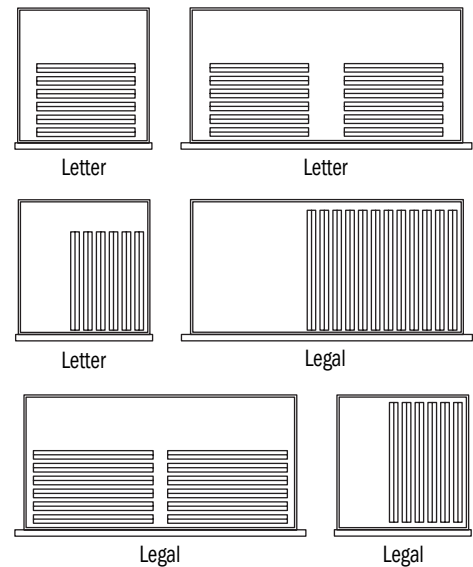
¹Center Section - Hinge Door Storage

Credenzas		Drawer Configuration (User Side)	
Model	Description	Left Pedestal	Right Pedestal
VST2484RC	Right Pedestal Credenza		File/File
VST2484LC	Left Pedestal Credenza	File/File	
VST2478RC	Right Pedestal Credenza		File/File
VST2478LC	Left Pedestal Credenza	File/File	
VST2472RC	Right Pedestal Credenza		File/File
VST2472LC	Left Pedestal Credenza	File/File	
VST2466RC	Right Pedestal Credenza		File/File
VST2466LC	Left Pedestal Credenza	File/File	
VST2460RC	Right Pedestal Credenza		File/File
VST2460LC	Left Pedestal Credenza	File/File	
VST2084RC	Right Pedestal Credenza		File/File
VST2084LC	Left Pedestal Credenza	File/File	
VST2078RC	Right Pedestal Credenza		File/File
VST2078LC	Left Pedestal Credenza	File/File	
VST2072RC	Right Pedestal Credenza		File/File
VST2072LC	Left Pedestal Credenza	File/File	
VST2066RC	Right Pedestal Credenza		File/File
VST2066LC	Left Pedestal Credenza	File/File	
VST2060RC	Right Pedestal Credenza		File/File
VST2060LC	Left Pedestal Credenza	File/File	
VST2484LRC	Right Lateral File Credenza		Lat. File/Lat. File
VST2484LLC	Left Lateral File Credenza	Lat. File/Lat. File	
VST2478LRC	Right Lateral File Credenza		Lat. File/Lat. File
VST2478LLC	Left Lateral File Credenza	Lat. File/Lat. File	
VST2472LRC	Right Lateral File Credenza		Lat. File/Lat. File
VST2472LLC	Left Lateral File Credenza	Lat. File/Lat. File	
VST2472LFC	Lateral File Credenza	Lat. File/Lat. File	Lat. File/Lat. File

Credenzas (continued)		Drawer Configuration (User Side)	
Model	Description	Left Pedestal	Right Pedestal
VST2084LRC	Right Lateral File Credenza		Lat. File/Lat. File
VST2084LLC	Left Lateral File Credenza	Lat. File/Lat. File	
VST2078LRC	Right Lateral File Credenza		Lat. File/Lat. File
VST2078LLC	Left Lateral File Credenza	Lat. File/Lat. File	
VST2072LRC	Right Lateral File Credenza		Lat. File/Lat. File
VST2072LLC	Left Lateral File Credenza	Lat. File/Lat. File	
VST2072LFC	Lateral File Credenza	Lat. File/Lat. File	Lat. File/Lat. File

Interior Drawer Dimensions	Depth	Width	Height
File	15"	12"	9 1/8"
Lateral File	15"	32 5/16"	9 1/8"

Filing Options (Diagram 4)



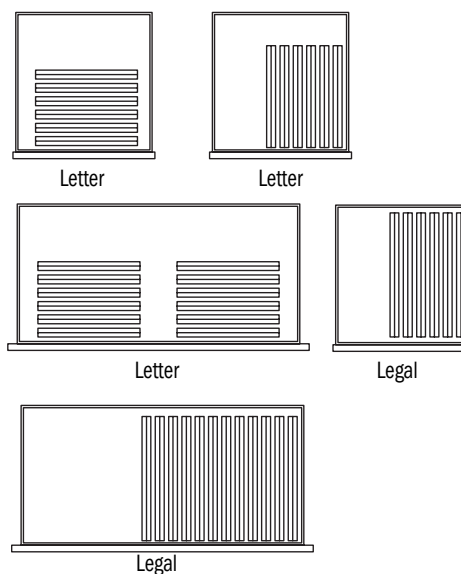
Vision Product Information

Credenzas

Model	Description	Drawer Configuration (User Side)	
		Left Pedestal	Right Pedestal
VST2484MRC	Right Multi-File Credenza		2 Box/File/Lateral File
VST2484MLC	Left Multi-File Return	2 Box/File/Lateral File	
VST2478MRC	Right Multi-File Credenza		2 Box/File/Lateral File
VST2478MLC	Left Multi-File Return	2 Box/File/Lateral File	
VST2472MRC	Right Multi-File Credenza		2 Box/File/Lateral File
VST2472MLC	Left Multi-File Return	2 Box/File/Lateral File	
VST2084MRC	Right Multi-File Credenza		2 Box/File/Lateral File
VST2084MLC	Left Multi-File Return	2 Box/File/Lateral File	
VST2078MRC	Right Multi-File Credenza		2 Box/File/Lateral File
VST2078MLC	Left Multi-File Return	2 Box/File/Lateral File	
VST2072MRC	Right Multi-File Credenza		2 Box/File/Lateral File
VST2072MLC	Left Multi-File Return	2 Box/File/Lateral File	

Interior Drawer Dimensions	Depth	Width	Height
Box	15"	12"	3 1/4"
File	15"	12"	9 1/8"
Lateral File	15"	26 5/16"	9 1/8"

Filing Options (Diagram 3)



Buffet Credenzas

Model	Description	Drawer Configuration
		Along the Top ²
VST2472BSC	Buffet Credenza ²	4 Box Drawers
VST2436BSC	Buffet Credenza ²	2 Box Drawers

Interior Drawer Dimensions	Depth	Width	Height
Box	15"	14 3/4"	3 1/4"

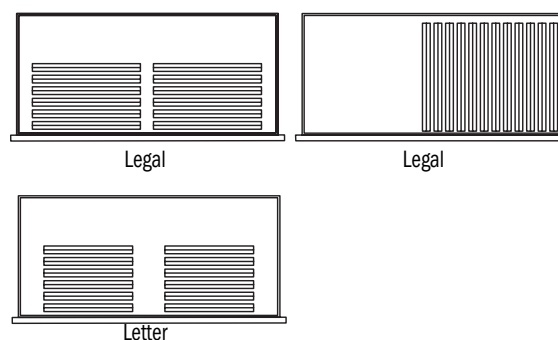
²Bottom Section - Hinge Door Storage

Lateral File Cabinets

Model	Description	Drawer Configuration
		Single Lateral Pedestal Width
VST2036-57LF	4 Drawer Lateral File Cabinet	4 Lateral Drawers
VST2036-42LF	3 Drawer Lateral File Cabinet	3 Lateral Drawers
VST2036-30LF	2 Drawer Lateral File Cabinet	2 Lateral Drawers
VST2436-57LF	4 Drawer Lateral File Cabinet	4 Lateral Drawers
VST2436-42LF	3 Drawer Lateral File Cabinet	3 Lateral Drawers
VST2436-30LF	2 Drawer Lateral File Cabinet	2 Lateral Drawers

Interior Drawer Dimensions	Depth	Width	Height
Lateral File	15"	32 5/16"	9 1/8"

Filing Options (Diagram 5)

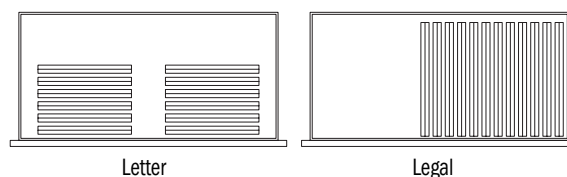


Lateral File Cabinets

Model	Description	Drawer Configuration
		Single Lateral Pedestal Width
VST2030-57LF	4 Drawer Lateral File Cabinet	4 Lateral Drawers
VST2030-42LF	3 Drawer Lateral File Cabinet	3 Lateral Drawers
VST2030-30LF	2 Drawer Lateral File Cabinet	2 Lateral Drawers
VST2430-57LF	4 Drawer Lateral File Cabinet	4 Lateral Drawers
VST2430-42LF	3 Drawer Lateral File Cabinet	3 Lateral Drawers
VST2430-30LF	2 Drawer Lateral File Cabinet	2 Lateral Drawers

Interior Drawer Dimensions	Depth	Width	Height
Lateral File	15"	26 5/16"	9 1/8"

Filing Options (Diagram 6)



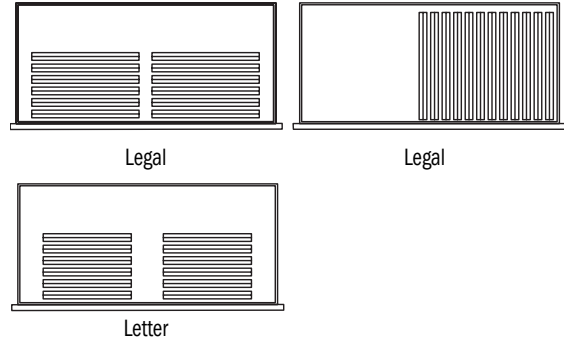
Vision Product Information

Tall Storage Cabinets

Model	Description	Drawer Configuration Single Lateral Pedestal Width
VST2436-84BBFT	Storage Cabinet	Box/Box/Lateral File
VST2436-72BBFT	Storage Cabinet	Box/Box/Lateral File
VST2436-57BBFT	Storage Cabinet	Box/Box/Lateral File
VST2436-84FFT	Storage Cabinet	Lateral File/Lateral File
VST2436-72FFT	Storage Cabinet	Lateral File/Lateral File
VST2436-57FFT	Storage Cabinet	Lateral File/Lateral File
VST2036-84BBFT	Storage Cabinet	Box/Box/Lateral File
VST2036-72BBFT	Storage Cabinet	Box/Box/Lateral File
VST2036-57BBFT	Storage Cabinet	Box/Box/Lateral File
VST2036-84FFT	Storage Cabinet	Lateral File/Lateral File
VST2036-72FFT	Storage Cabinet	Lateral File/Lateral File
VST2036-57FFT	Storage Cabinet	Lateral File/Lateral File

Interior Drawer Dimensions	Depth	Width	Height
Box	15"	32 5/16"	3 1/4"
Lateral File	15"	32 5/16"	9 1/8"

Filing Options (Diagram 5)

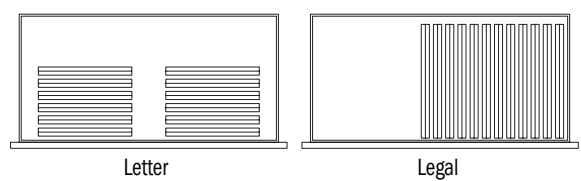


Tall Storage Cabinets

Model	Description	Drawer Configuration Single Lateral Pedestal Width
VST2430-84BBFT	Storage Cabinet	Box/Box/Lateral File
VST2430-72BBFT	Storage Cabinet	Box/Box/Lateral File
VST2430-57BBFT	Storage Cabinet	Box/Box/Lateral File
VST2430-84FFT	Storage Cabinet	Lateral File/Lateral File
VST2430-72FFT	Storage Cabinet	Lateral File/Lateral File
VST2430-57FFT	Storage Cabinet	Lateral File/Lateral File
VST2030-84BBFT	Storage Cabinet	Box/Box/Lateral File
VST2030-72BBFT	Storage Cabinet	Box/Box/Lateral File
VST2030-57BBFT	Storage Cabinet	Box/Box/Lateral File
VST2030-84FFT	Storage Cabinet	Lateral File/Lateral File
VST2030-72FFT	Storage Cabinet	Lateral File/Lateral File
VST2030-57FFT	Storage Cabinet	Lateral File/Lateral File

Interior Drawer Dimensions	Depth	Width	Height
Box	15"	26 5/16"	3 1/4"
Lateral File	15"	26 5/16"	9 1/8"

Filing Options (Diagram 6)

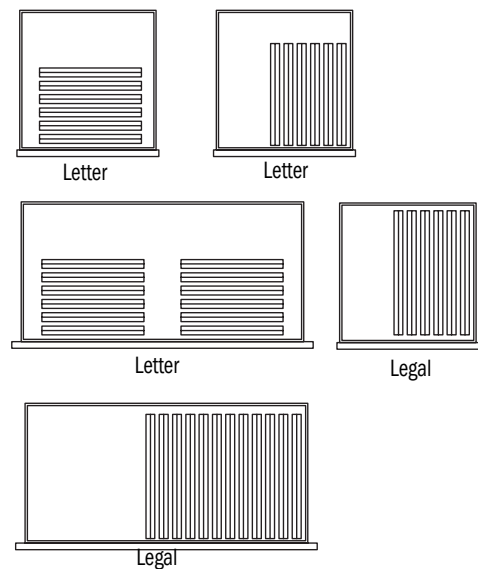


Tall Storage Cabinets

Model	Description	Drawer Configuration Single Pedestal Width
VST2430-84MFR	Storage Cabinet	(Right) Box/Box-File/Lat. File
VST2430-84MFL	Storage Cabinet	(Left) Box/Box-File/Lat. File
VST2430-72MFR	Storage Cabinet	(Right) Box/Box-File/Lat. File
VST2430-72MFL	Storage Cabinet	(Left) Box/Box-File/Lat. File
VST2430-57MFR	Storage Cabinet	(Right) Box/Box-File/Lat. File
VST2430-57MFL	Storage Cabinet	(Left) Box/Box-File/Lat. File
VST2030-84MFR	Storage Cabinet	(Right) Box/Box-File/Lat. File
VST2030-84MFL	Storage Cabinet	(Left) Box/Box-File/Lat. File
VST2030-72MFR	Storage Cabinet	(Right) Box/Box-File/Lat. File
VST2030-72MFL	Storage Cabinet	(Left) Box/Box-File/Lat. File
VST2030-57MFR	Storage Cabinet	(Right) Box/Box-File/Lat. File
VST2030-57MFL	Storage Cabinet	(Left) Box/Box-File/Lat. File

Interior Drawer Dimensions	Depth	Width	Height
Box	15"	12"	3 1/4"
File	15"	12"	9 1/8"
Lateral File	15"	26 5/16"	9 1/8"

Filing Options (Diagram 3)



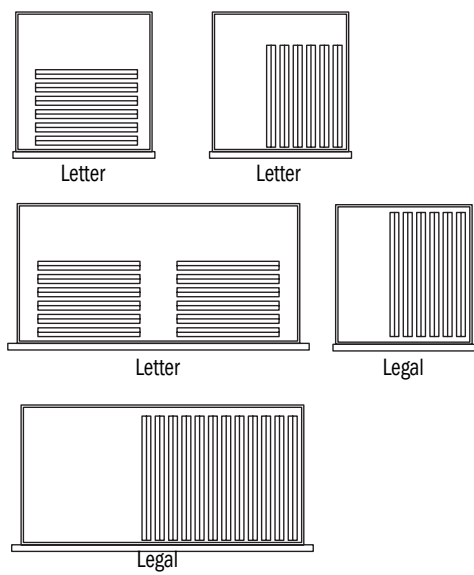
Vision Product Information

Tall Storage Cabinets		Drawer Configuration
Model	Description	Single Pedestal Width
VST2418-84BBFSSTR	Storage Cabinet	Box/Box/File
VST2418-84BBFSSTL	Storage Cabinet	Box/Box/File
VST2418-72BBFSSTR	Storage Cabinet	Box/Box/File
VST2418-72BBFSSTL	Storage Cabinet	Box/Box/File
VST2418-57BBFSSTR	Storage Cabinet	Box/Box/File
VST2418-57BBFSSTL	Storage Cabinet	Box/Box/File
VST2418-84FFSSTR	Storage Cabinet	File/File
VST2418-84FFSSTL	Storage Cabinet	File/File
VST2418-72FFSSTR	Storage Cabinet	File/File
VST2418-72FFSSTL	Storage Cabinet	File/File
VST2418-57FFSSTR	Storage Cabinet	File/File
VST2418-57FFSSTL	Storage Cabinet	File/File
VST2418-84BBFO	Storage Cabinet	Box/Box/File
VST2418-84FFO	Storage Cabinet	File/File
VST2418-84BBFTR	Storage Cabinet	Box/Box/File
VST2418-84BBFTL	Storage Cabinet	Box/Box/File
VST2418-72BBFO	Storage Cabinet	Box/Box/File
VST2418-72FFO	Storage Cabinet	File/File
VST2418-72BBFTR	Storage Cabinet	Box/Box/File
VST2418-72BBFTL	Storage Cabinet	Box/Box/File
VST2418-57BBFO	Storage Cabinet	Box/Box/File
VST2418-57FFO	Storage Cabinet	File/File
VST2418-57BBFTR	Storage Cabinet	Box/Box/File
VST2418-57BBFTL	Storage Cabinet	Box/Box/File
VST2418-84FFTR	Storage Cabinet	File/File
VST2418-84FFTL	Storage Cabinet	File/File
VST2418-72FFTR	Storage Cabinet	File/File
VST2418-72FFTL	Storage Cabinet	File/File
VST2418-57FFTR	Storage Cabinet	File/File
VST2418-57FFTL	Storage Cabinet	File/File
VST2430-84WR	Wardrobe	(Right) Box/Box/File
VST2430-84WL	Wardrobe	(Left) Box/Box/File
VST2430-72WR	Wardrobe	(Right) Box/Box/File
VST2430-72WL	Wardrobe	(Left) Box/Box/File
VST2430-57WR	Wardrobe	(Right) Box/Box/File
VST2430-57WL	Wardrobe	(Left) Box/Box/File
VST2018-84BBFSSTR	Storage Cabinet	Box/Box/File
VST2018-84BBFSSTL	Storage Cabinet	Box/Box/File
VST2018-72BBFSSTR	Storage Cabinet	Box/Box/File
VST2018-72BBFSSTL	Storage Cabinet	Box/Box/File
VST2018-57BBFSSTR	Storage Cabinet	Box/Box/File
VST2018-57BBFSSTL	Storage Cabinet	Box/Box/File
VST2018-84FFSSTR	Storage Cabinet	File/File
VST2018-84FFSSTL	Storage Cabinet	File/File
VST2018-72FFSSTR	Storage Cabinet	File/File
VST2018-72FFSSTL	Storage Cabinet	File/File
VST2018-57FFSSTR	Storage Cabinet	File/File
VST2018-57FFSSTL	Storage Cabinet	File/File

Tall Storage Cabinets (continued):		Drawer Configuration
Model	Description	Single Pedestal Width
VST2018-84BBFO	Storage Cabinet	Box/Box/File
VST2018-84FFO	Storage Cabinet	File/File
VST2018-84BBFTR	Storage Cabinet	Box/Box/File
VST2018-84BBFTL	Storage Cabinet	Box/Box/File
VST2018-72BBFO	Storage Cabinet	Box/Box/File
VST2018-72FFO	Storage Cabinet	File/File
VST2018-72BBFTR	Storage Cabinet	Box/Box/File
VST2018-72BBFTL	Storage Cabinet	Box/Box/File
VST2018-57BBFO	Storage Cabinet	Box/Box/File
VST2018-57FFO	Storage Cabinet	File/File
VST2018-57BBFTR	Storage Cabinet	Box/Box/File
VST2018-57BBFTL	Storage Cabinet	Box/Box/File
VST2018-84FFTR	Storage Cabinet	File/File
VST2018-84FFTL	Storage Cabinet	File/File
VST2018-72FFTR	Storage Cabinet	File/File
VST2018-72FFTL	Storage Cabinet	File/File
VST2018-57FFTR	Storage Cabinet	File/File
VST20418-57FFTL	Storage Cabinet	File/File
VST2030-84WR	Wardrobe	(Right) Box/Box/File
VST2030-84WL	Wardrobe	(Left) Box/Box/File
VST2030-72WR	Wardrobe	(Right) Box/Box/File
VST2030-72WL	Wardrobe	(Left) Box/Box/File
VST2030-57WR	Wardrobe	(Right) Box/Box/File
VST2030-57WL	Wardrobe	(Left) Box/Box/File

Interior Drawer Dimensions	Depth	Width	Height
Box	15"	14 5/16"	3 1/4"
File	15"	14 5/16"	9 1/8"
Lateral File	15"	26 5/16"	9 1/8"

Filing Options (Diagram 3)



Vision Product Information

Modular Pedestals

Model	Description	Drawer Configuration	Interior Drawer Dimensions									File Option Diagram Reference #
			Box			File			Lateral File			
			d	w	h	d	w	h	d	w	h	
VST1630MBBF	Desk Pedestal	Box/Box/File	21"	12"	3 1/4"	21"	12"	9 1/8"	n/a	n/a	n/a	1
VST1630MFF	Desk Pedestal	File/File	n/a	n/a	n/a	21"	12"	9 1/8"	n/a	n/a	n/a	1
VST1624MBBF	Credenza Pedestal	Box/Box/File	15"	12"	3 1/4"	15"	12"	9 1/8"	n/a	n/a	n/a	2
VST1624MFF	Credenza Pedestal	File/File	n/a	n/a	n/a	15"	12"	9 1/8"	n/a	n/a	n/a	2
VST3624MLF	Lateral File - 36" Wide	Lat. File/Lat. File	n/a	n/a	n/a	n/a	n/a	n/a	15"	32 5/16"	9 1/8"	5
VST3024MLF	Lateral File - 30" Wide	Lat. File/Lat. File	n/a	n/a	n/a	n/a	n/a	n/a	15"	26 5/16"	9 1/8"	6
VST3624MBSC	Buffet Credenza	2 Top Box Drawers	15"	14 3/4"	3 1/4"	n/a	n/a	n/a	n/a	n/a	n/a	n/a
VST1636MBBF	Desk Pedestal	Box/Box/File	21"	12"	3 1/4"	21"	12"	9 1/8"	n/a	n/a	n/a	1
VST1636MFF	Desk Pedestal	File/File	n/a	n/a	n/a	21"	12"	9 1/8"	n/a	n/a	n/a	1
VST1620MBBF	Credenza Pedestal	Box/Box/File	15"	12"	3 1/4"	15"	12"	9 1/8"	n/a	n/a	n/a	2
VST1620MFF	Credenza Pedestal	File/File	n/a	n/a	n/a	15"	12"	9 1/8"	n/a	n/a	n/a	2
VST3620MBSC	Buffet Credenza	2 Top Box Drawers	15"	14 3/4"	3 1/4"	n/a	n/a	n/a	n/a	n/a	n/a	n/a
VST3620MLF	Lateral File - 36" Wide	Lat. File/Lat. File	n/a	n/a	n/a	n/a	n/a	n/a	15"	32 5/16"	9 1/8"	5
VST3020MLF	Lateral File - 30" Wide	Lat. File/Lat. File	n/a	n/a	n/a	n/a	n/a	n/a	15"	26 5/16"	9 1/8"	6
VST3020MRM	Multi-File Pedestal	(right) Box/Box/File/Lat. File	15"	12"	3 1/4"	15"	12"	9 1/8"	15"	26 5/16"	9 1/8"	3
VST3020MLM	Multi-File Pedestal	(left) Box/Box/File/Lat. File	15"	12"	3 1/4"	15"	12"	9 1/8"	15"	26 5/16"	9 1/8"	3

Vision Product Information

Finish and Reference Codes - Summary

Select Veneer/Substrate	Code	Select	Code	Select	Code
Cherry	CH1	Double Cut Finishes		Solid Laminates	
Maple	MA1	Barrel - Oak Pattern	BAR	Alabaster	ALB
Walnut	WA1	Buff - Oak Pattern	BUF	Bridal Blanco	BBL
Black Oak	BO1	Cinder - Oak Pattern	CND	Black	BLK
Double Cut	DC1	Coffee	COF	Designer White	DWH
		Cremello	CRM	Shadow	SHD
		Egret	EGR	Slate Grey	SLG
		Fawn	FAW		
Finish		Fossil	FOS	Top Edge Details	
Cherry Finishes		Graphite	GRH	Eased	R3
Barley	BRL	Khaki	KHK		
Bourbon Medium	BBM	Mineral - Oak Pattern	MIN	Pull & Finish Codes	
Brighton Medium	BRM	Rye - Oak Pattern	RYE	Bar - Matte Nickel	MBK
Classic	CLA	Sable - Oak Pattern	SAB	Bar - Polished Nickel	PNK
Earthy	EAR	Saddle - Oak Pattern	SAD	Sweep - Matte Black	MBK
Harvest	HRV	Studio Teak	STU	Sweep - Matte Nickel	MNK
Legacy	LGC	Valley	VAL	Delve - Matte Black	MBK
Praline	PRL			Delve - Arctic Silver	ASL
Saffron	SAF			Delve - Pewter	PEW
		Veneer Wood Grain Laminates		Delve - Matte Nickel	MNK
Maples Finishes		Aged Ash	AGA	Delve - Soft Nickel	SNK
Ale Medium	ALM	Ale Light	ALL	Delve - Soft Bronze	SBZ
Butterscotch	BUT	Blonde Echo	BLO	Delve - Aged Bronze	ABZ
Cinnamon	CIN	Bourbon Light	BOL	Delve - Gold	GLD
Flax	FLX	Brazilwood	BZW	Prospect - Matte Black	MBK
Venetian	VEN	Brighton Light	BGL	Prospect - Arctic Silver	ASL
		Collectors	CLL	Prospect - Pewter	PEW
Walnut Finishes		Fawn	FAW	Prospect - Matte Nickel	MNL
Auburn	AUB	Florence Walnut	FLO	Prospect - Soft Nickel	SNK
Espresso	ESP	Graphite	GRH	Prospect - Soft Bronze	SBZ
Mocha	MCH	High Line	HGL	Prospect - Aged Bronze	ABZ
Night Owl	NTO	Mineral	MIN	Prospect - Gold	GLD
Sienna	SIE	Oatmeal Cookie	OAT		
Toffee	TOF	Pinnacle Walnut	PIN	Grommet Finish	
Truffle	TRF	Studio Teak	STU	Matte Black	MBK
Umber	UMB	Umber	UMB	Arctic Silver	ASL
		Valley	VAL		
Black Oak Finishes		Vintage	VIN	Drawer Box	
Raven	RAV	Walnut Heights	WLH	Wood Drawers	DRM001
		Weathered Ash	WEA	Vinyl Wrapped Drawers	DRM002

Vision Product Information

Finish and Reference Codes - Summary

Select	Code	Select	Code
Overhead Cabinet Doors - Glass Options		Peninsula Supports	
Frosted - Aluminum Frame		Column Base - Matte Black	MBK
White Back Painted - Aluminum Frame		Column Base - Arctic Silver	ASL
Clear - Wood Frame		Dowel Base - Matte Black	MBK
		Dowel Base - Arctic Silver	ASL
		Dowel Base - Pewter	PEW
Metal Colors		Dowel Base - Soft Nickel	SNK
Matte Black	MBK	Dowel Base - Soft Bronze	SBZ
Arctic Silver	ASL	Dowel Base - Aged Bronze	ABZ
		Dowel Base - Gold	GLD
		Executive Base - Matte Black	MBK
		Executive Base - Arctic Silver	ASL
		Executive Base - Pewter	PEW
		Executive Base - Soft Nickel	SNK
		Executive Base - Soft Bronze	SBZ
		Executive Base - Aged Bronze	ABZ
		Executive Base - Gold	GLD
		Perimeter Base - Chrome	CHR
		Rectangular Base - Matte Black	MBK
		Rectangular Base - Arctic Silver	ASL
		Rectangular Base - Pewter	PEW
		Rectangular Base - Soft Nickel	SNK
		Rectangular Base - Soft Bronze	SBZ
		Rectangular Base - Aged Bronze	ABZ
		Rectangular Base - Gold	GLD
		Adjustable Height Table Base Finish	
		Electric	
		Matte Black	MBK
		Arctic Silver	ASL
		White	WH
		Pneumatic	
		Alloy	ALY
		Matte Black	MBK

Vision Product Information

Commonly Requested Modifications:	Price
-----------------------------------	-------

Material/Finish

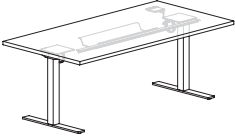
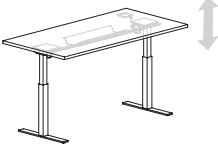
- Low sheen finish on veneer models 5% upcharge
- Upgrade HPL worksurface to Black Matte HPL (traceless) Add \$25/sq ft
Top width (inches) x top length (inches)/144 = sq ft per top
- JSI solid color powdercoat
- Fixed height metal Leg (per model #) Add \$60 list for any of the JSI extended powdercoat bright colors
- Drawer pull (per pull) Add \$60 list for any of the JSI extended powdercoat bright colors
- Top grommet cap (per grommet) Add \$60 list for any of the JSI extended powdercoat bright colors

Size or Configuration

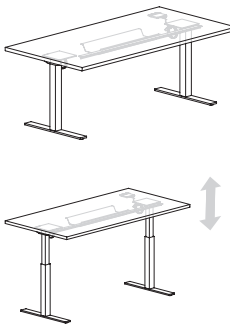
- Size change - increase or decrease width 6" or less Add 20% list
Units **not** to exceed 96" wide
TFL, HPL, veneer width only; must **not** affect drawer size,
Glass or metal components
- Change modular lateral file pedestal to BBF drawer config. Add \$187 list
- Soft close hinges Add \$40 list per door
- Soft close drawers (**not** available for lateral file) Add \$90 list per drawer

Additional Access Cut Outs

- Worksurface grommet in non-standard location
(contact customer service for approval of location) Add \$111 list per location
- 10" x 10" wall access cut out in modesty panel Add \$202 list
- Door cabinet back panel ventilation slots
- For 1 or 2 door cabinet (single cavity cabinet) Add \$344 list
- For 3 or 4 door cabinet (two cavity cabinet) Add \$462 list

Description	D	W	H	CTN WT	CU FT	① Model	TFL Laminate	HPL Laminate	Flat Cut Veneer	Double Cut Veneer
Electric Adjustable Height Table Desk - Standard Range  	36	72	Adj	196	12	VST3672AHTD-S	\$1,524	\$1,685		
	36	72	Adj	196	12	VSV3672AHTD-S			\$1,951	\$2,057
	30	84	Adj	196	12	VST3084AHTD-S	\$1,395	\$1,544		
	30	84	Adj	196	12	VSV3084AHTD-S			\$1,986	\$2,098
	30	78	Adj	196	12	VST3078AHTD-S	\$1,385	\$1,512		
	30	78	Adj	196	12	VSV3078AHTD-S			\$1,899	\$2,002
	30	72	Adj	187	12	VST3072AHTD-S	\$1,374	\$1,480		
	30	72	Adj	187	12	VSV3072AHTD-S			\$1,816	\$1,910
	30	66	Adj	177	11	VST3066AHTD-S	\$1,328	\$1,445		
	30	66	Adj	177	11	VSV3066AHTD-S			\$1,741	\$1,827
	30	60	Adj	177	10	VST3060AHTD-S	\$1,281	\$1,408		
	30	60	Adj	177	10	VSV3060AHTD-S			\$1,663	\$1,741
	30	54	Adj	177	10	VST3054AHTD-S	\$1,262	\$1,376		
	30	54	Adj	177	10	VSV3054AHTD-S			\$1,584	\$1,655
	30	48	Adj	177	10	VST3048AHTD-S	\$1,241	\$1,344		
	30	48	Adj	177	10	VSV3048AHTD-S			\$1,506	\$1,568

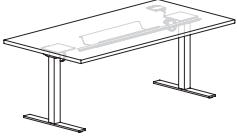
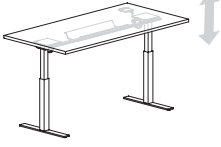
- 27 3/4" to 47 7/16" height adjustment
- top edge profile on user and approach sides
- top grommet available, specify location; and add \$49 list each
- maximum weight rating 140 lbs. (evenly distributed load)
- push button control pad mounted right or left
- 120" power cord
- specify Matte Black (MBK) or Arctic Silver (ASL) or White (WH) base finish
- ships KD
- casters available, order AHCAST separately
- preset control available, order AH-3PDC separately

Description	D	W	H	CTN WT	CU FT	① Model	TFL Laminate	HPL Laminate	Flat Cut Veneer	Double Cut Veneer
Electric Adjustable Height Table Desk - Standard Range 	24	84	Adj	151	12	VST2484AHTD-S	\$1,374	\$1,461		
	24	84	Adj	151	12	VSV2484AHTD-S			\$1,786	\$1,876
	24	78	Adj	151	12	VST2478AHTD-S	\$1,364	\$1,433		
	24	78	Adj	151	12	VSV2478AHTD-S			\$1,735	\$1,821
	24	72	Adj	157	10	VST2472AHTD-S	\$1,351	\$1,403		
	24	72	Adj	157	10	VSV2472AHTD-S			\$1,646	\$1,724
	24	66	Adj	151	10	VST2466AHTD-S	\$1,322	\$1,374		
	24	66	Adj	151	10	VSV2466AHTD-S			\$1,614	\$1,687
	24	60	Adj	144	9	VST2460AHTD-S	\$1,285	\$1,346		
	24	60	Adj	144	9	VSV2460AHTD-S			\$1,547	\$1,615
	24	54	Adj	144	9	VST2454AHTD-S	\$1,249	\$1,320		
	24	54	Adj	144	9	VSV2454AHTD-S			\$1,537	\$1,603
	24	48	Adj	144	9	VST2448AHTD-S	\$1,226	\$1,293		
	24	48	Adj	144	9	VSV2448AHTD-S			\$1,472	\$1,531

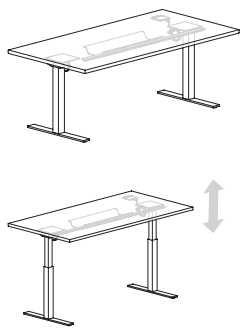
- 27 3/4" to 47 7/16" height adjustment
- top edge profile on user and approach sides
- top grommet available, specify location; and add \$49 list each
- maximum weight rating 140 lbs. (evenly distributed load)
- push button control pad mounted right or left
- 120" power cord
- specify Matte Black (MBK) or Arctic Silver (ASL) or White (WH) base finish
- ships KD
- casters available, order AHCAST separately
- preset control available, order AH-3PDC separately

To Order, Specify:

① Model Number	Laminate - VST	Veneer - VSV	
	② Worksurface Material (see page VI3) a.) TFL b.) HPL ③ Laminate Color (see page VI3) a.) Worksurface Color b.) Chassis Color c.) Drawer Color	② Wood Species - Cherry (CH1), Maple (MA1) Walnut (WA1), Black Oak (BO1) or Double Cut (DC1) (see page VI1) ③ Finish Color (see page VI1)	④ Edge Profile (see page VI4) ⑤ Pull Style and Color (see page VI4) ⑥ Optional Grommet Location & Color - Matte Black (MBK) or Arctic Silver (ASL) (see page VI6) ⑦ Other Product Options (see page VI110) ⑧ Accessories (see page VS314) ⑨ Power and Data Options (see page VS324)

Description	D	W	H	CTN WT	CU FT	① Model	TFL Laminate	HPL Laminate	Flat Cut Veneer	Double Cut Veneer
Electric Adjustable Height Table Desk - Extended Range  	36	72	Adj	196	12	VST3672AHTD-E	\$1,671	\$1,908		
	36	72	Adj	196	12	VSV3672AHTD-E			\$2,098	\$2,204
	30	84	Adj	196	12	VST3084AHTD-E	\$1,542	\$1,691		
	30	84	Adj	196	12	VSV3084AHTD-E			\$2,135	\$2,245
	30	78	Adj	196	12	VST3078AHTD-E	\$1,532	\$1,659		
	30	78	Adj	196	12	VSV3078AHTD-E			\$2,046	\$2,149
	30	72	Adj	187	12	VST3072AHTD-E	\$1,521	\$1,627		
	30	72	Adj	187	12	VSV3072AHTD-E			\$1,964	\$2,057
	30	66	Adj	177	11	VST3066AHTD-E	\$1,475	\$1,592		
	30	66	Adj	177	11	VSV3066AHTD-E			\$1,888	\$1,974
	30	60	Adj	177	10	VST3060AHTD-E	\$1,428	\$1,555		
	30	60	Adj	177	10	VSV3060AHTD-E			\$1,810	\$1,888
	30	54	Adj	177	10	VST3054AHTD-E	\$1,409	\$1,523		
	30	54	Adj	177	10	VSV3054AHTD-E			\$1,731	\$1,802
	30	48	Adj	177	10	VST3048AHTD-E	\$1,388	\$1,492		
	30	48	Adj	177	10	VSV3048AHTD-E			\$1,654	\$1,716

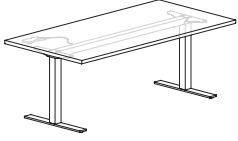
- 22 7/8" to 48 7/8" height adjustment
- top edge profile on user and approach sides
- top grommet available, specify location; and add \$49 list each
- maximum weight rating 140 lbs. (evenly distributed load)
- push button control pad mounted right or left
- key pad features height display with three memory settings
- display will reference position to the nearest 1/2"
- 120" power cord
- specify Matte Black (MBK) or Arctic Silver (ASL) or White (WH) base finish
- ships KD
- casters available, order AHCAST separately

Description	D	W	H	CTN WT	CU FT	① Model	TFL Laminate	HPL Laminate	Flat Cut Veneer	Double Cut Veneer
Electric Adjustable Height Table Desk - Extended Range 	24	84	Adj	151	12	VST2484AHTD-E	\$1,521	\$1,608		
	24	84	Adj	151	12	VSV2484AHTD-E			\$1,933	\$2,024
	24	78	Adj	151	12	VST2478AHTD-E	\$1,511	\$1,580		
	24	78	Adj	151	12	VSV2478AHTD-E			\$1,882	\$1,968
	24	72	Adj	157	10	VST2472AHTD-E	\$1,498	\$1,550		
	24	72	Adj	157	10	VSV2472AHTD-E			\$1,794	\$1,871
	24	66	Adj	151	10	VST2466AHTD-E	\$1,469	\$1,521		
	24	66	Adj	151	10	VSV2466AHTD-E			\$1,761	\$1,834
	24	60	Adj	144	9	VST2460AHTD-E	\$1,432	\$1,493		
	24	60	Adj	144	9	VSV2460AHTD-E			\$1,695	\$1,762
	24	54	Adj	144	9	VST2454AHTD-E	\$1,396	\$1,468		
	24	54	Adj	144	9	VSV2454AHTD-E			\$1,685	\$1,750
	24	48	Adj	144	9	VST2448AHTD-E	\$1,362	\$1,440		
	24	48	Adj	144	9	VSV2448AHTD-E			\$1,619	\$1,678

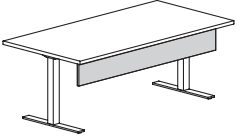
- 22 7/8" to 48 7/8" height adjustment
- top edge profile on user and approach sides
- top grommet available, specify location; and add \$49 list each
- maximum weight rating 140 lbs. (evenly distributed load)
- push button control pad mounted right or left
- key pad features height display with three memory settings
- display will reference position to the nearest 1/2"
- 120" power cord
- specify Matte Black (MBK) or Arctic Silver (ASL) or White (WH) base finish
- ships KD
- casters available, order AHCAST separately

To Order, Specify:

① Model Number	Laminate - VST	Veneer - VSV	
	② Worksurface Material (see page VI3) a.) TFL b.) HPL ③ Laminate Color (see page VI3) a.) Worksurface Color b.) Chassis Color c.) Drawer Color	② Wood Species - Cherry (CH1), Maple (MA1) Walnut (WA1), Black Oak (BO1) or Double Cut (DC1) (see page VI1) ③ Finish Color (see page VI1)	④ Edge Profile (see page VI4) ⑤ Pull Style and Color (see page VI4) ⑥ Optional Grommet Location & Color - Matte Black (MBK) or Arctic Silver (ASL) (see page VI6) ⑦ Other Product Options (see page VI110) ⑧ Accessories (see page VS314) ⑨ Power and Data Options (see page VS324)

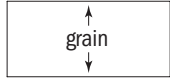
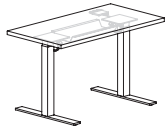
Description	D	W	H	CTN WT	CU FT	① Model	TFL Laminate	HPL Laminate	Flat Cut Veneer	Double Cut Veneer
Pneumatic Adjustable Height Table Desk 	36	72	Adj	194	18	VST3672AHTD-PN	\$3,902	\$4,200		
	36	72	Adj	194	18	VSV3672AHTD-PN			\$4,969	\$5,466
	30	72	Adj	175	16	VST3072AHTD-PN	\$3,865	\$4,112		
	30	72	Adj	175	16	VSV3072AHTD-PN			\$4,754	\$5,230
	30	66	Adj	168	15	VST3066AHTD-PN	\$3,799	\$4,027		
	30	66	Adj	168	15	VSV3066AHTD-PN			\$4,614	\$5,077
	30	60	Adj	160	14	VST3060AHTD-PN	\$3,727	\$3,934		
	30	60	Adj	160	14	VSV3060AHTD-PN			\$4,467	\$4,916
	24	72	Adj	151	12	VST2472AHTD-PN	\$3,741	\$3,939		
	24	72	Adj	151	12	VSV2472AHTD-PN			\$4,452	\$4,899
	24	66	Adj	146	11	VST2466AHTD-PN	\$3,722	\$3,903		
	24	66	Adj	146	11	VSV2466AHTD-PN			\$4,375	\$4,813
	24	60	Adj	140	10	VST2460AHTD-PN	\$3,689	\$3,851		
	24	60	Adj	140	10	VSV2460AHTD-PN			\$4,280	\$4,708

- 27 1/2" to 44 1/2" height adjustment
- top edge profile on user and approach sides
- top grommet available, specify location; and add \$49 list each
- release lever mounts under edge of top
- 20 lb. lift force/max weight rating 140 lbs. (evenly distributed load)
- specify Matte Black or Alloy base finish
- ships KD

Description	D	W	H	CTN WT	CU FT	① Model	Laminate	Flat Cut Veneer	Double Cut Veneer
Modesty Panel for Adjustable Height Tables 	3/4	76	9	20	3	VST0976TDM	\$227		
	3/4	76	9	20	3	VSV0976TDM		\$396	\$436
	3/4	70	9	20	3	VST0970TDM	\$220		
	3/4	70	9	20	3	VSV0970TDM		\$386	\$426
	3/4	64	9	18	2	VST0964TDM	\$215		
	3/4	64	9	18	2	VSV0964TDM		\$373	\$411
	3/4	58	9	16	3	VST0958TDM	\$211		
	3/4	58	9	16	3	VSV0958TDM		\$363	\$401
	3/4	52	9	14	2	VST0952TDM	\$199		
	3/4	52	9	14	2	VSV0952TDM		\$351	\$387
	3/4	46	9	12	2	VST0946TDM	\$186		
	3/4	46	9	12	2	VSV0946TDM		\$339	\$373
	3/4	40	9	10	2	VST0940TDM	\$184		
3/4	40	9	10	2	VSV0940TDM		\$331	\$365	

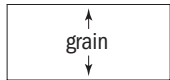
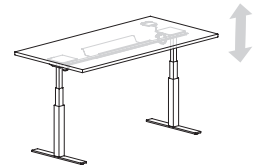
- VST0976TDM or VSV0976TDM use with 84" w adjustable height desk
- VST0970TDM or VSV0970TDM use with 78" w adjustable height desk
- VST0964TDM or VSV0964TDM use with 72" w adjustable height desk
- VST0958TDM or VSV0958TDM use with 66" w adjustable height desk
- VST0952TDM or VSV0952TDM use with 60" w adjustable height desk
- VST0946TDM or VSV0946TDM use with 54" w adjustable height desk
- VST0940TDM or VSV0940TDM use with 48" w adjustable height desk
- flat edge detail
- modesty panel bracket is always Black

Description	D	W	H	CTN WT	CU FT	① Model	TFL Laminate	HPL Laminate	Flat Cut Veneer	Double Cut Veneer
Electric Adjustable Height Bridge - Standard Range	24	58	Adj	90	9	VST2458AHB-S	\$1,285	\$1,346		
	24	58	Adj	90	9	VSV2458AHB-S			\$1,547	\$1,615
	24	52	Adj	85	8	VST2452AHB-S	\$1,249	\$1,320		
	24	52	Adj	85	8	VSV2452AHB-S			\$1,537	\$1,603
	24	46	Adj	85	8	VST2446AHB-S	\$1,226	\$1,293		
	24	46	Adj	85	8	VSV2446AHB-S			\$1,472	\$1,531



- 27 3/4" to 47 7/16" height adjustment
- top edge profile on user and approach sides
- top grommet available, specify location; and add \$49 list each
- maximum weight rating 140 lbs. (evenly distributed load)
- push button control pad mounted right or left
- 120" power cord
- specify Matte Black (MBK), Arctic Silver (ASL) or White (WH) base finish
- ships KD
- 1" gap between credenza or desk top avoids pinch point
- casters available, order AHCAST separately, see page VS33
- preset control available, order AH-3PDC separately, see page VS33

Electric Adjustable Height Bridge - Extended Range	24	58	Adj	144	9	VST2458AHB-E	\$1,432	\$1,493		
	24	58	Adj	144	9	VSV2458AHB-E			\$1,695	\$1,762
	24	52	Adj	138	9	VST2452AHB-E	\$1,396	\$1,468		
	24	52	Adj	138	9	VSV2452AHB-E			\$1,685	\$1,750
	24	46	Adj	90	9	VST2446AHB-E	\$1,362	\$1,440		
	24	46	Adj	90	9	VSV2446AHB-E			\$1,619	\$1,678



- 22 7/8" to 48 7/8" height adjustment
- top edge profile on user and approach sides
- top grommet available, specify location, and add \$49 list each
- maximum weight rating 140 lbs. (evenly distributed load)
- push button control pad mounted right or left
- key pad features height display with three memory settings
- display will reference position to the nearest 1/2"
- 1" gap between credenza or desk top avoids pinch point
- 120" power cord
- specify Matte Black (MBK), Arctic Silver (ASL) or White (WH) base finish
- ships KD
- casters available, order AHCAST separately, see page VS33

To Order, Specify:

① Model Number

Laminate - VST

Veneer - VSV

② Worksurface Material (see page VI3)

- a.) TFL
- b.) HPL

③ Laminate Color (see page VI3)

- a.) Worksurface Color
- b.) Chassis Color
- c.) Drawer Color

② Wood Species - Cherry (CH1), Maple (MA1)

- Walnut (WA1), Black Oak (BO1) or Double Cut (DC1) (see page VI1)

③ Finish Color (see page VI1)

④ Edge Profile (see page VI4)

⑤ Pull Style and Color (see page VI4)

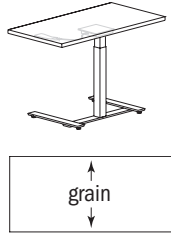
⑥ Optional Grommet Location & Color - Matte Black (MBK) or Arctic Silver (ASL) (see page VI6)

⑦ Other Product Options (see page VI110)

⑧ Accessories (see page VS314)

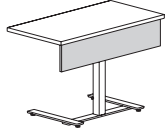
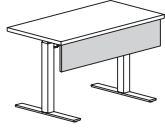
⑨ Power and Data Options (see page VS324)

Description	D	W	H	CTN WT	CU FT	① Model	TFL Laminate	HPL Laminate	Flat Cut Veneer	Double Cut Veneer
Pneumatic Adjustable Height Bridge	24	46	Adj	90	9	VST2446AHB-PN	\$2,851	\$2,979		
	24	46	Adj	90	9	VSV2446AHB-PN			\$3,907	\$4,298
	24	40	Adj	85	8	VST2440AHB-PN	\$2,787	\$2,882		
	24	40	Adj	85	8	VSV2440AHB-PN			\$3,811	\$4,194



- 27 1/2" to 44 1/2" height adjustment
- top grommet available, specify location, and add \$49 list each
- top edge profile on user and approach sides
- release lever mounts under edge of top
- may be used in place of standard bridge
- 1" gap between credenza or desk top avoids pinch point
- can be used as freestanding table
- 20 lb. lift force/max weight rating 140 lbs. (evenly distributed load)
- specify Matte Black (MBK) or Alloy base finish (ALY)
- ships KD

Description	D	W	H	CTN WT	CU FT	① Model	Laminate	Flat Cut Veneer	Double Cut Veneer
Modesty Panel for Adjustable Height Bridge	¾	46	9	12	2	VST0946TDM	\$186		
	¾	46	9	12	2	VSV0946TDM		\$339	\$373
	¾	40	9	10	2	VST0940TDM	\$184		
	¾	40	9	10	2	VSV0940TDM		\$331	\$365



- VST0946TDM use with 46" w adjustable height bridge
- VST0940TDM use with 40" w adjustable height bridge
- modesty panel bracket is always Black

To Order, Specify:

① Model Number

Laminate - VST

Veneer - VSV

② Worksurface Material (see page V13)

- a.) TFL
- b.) HPL

② Wood Species - Cherry (CH1), Maple (MA1)

- Walnut (WA1), Black Oak (BO1) or
- Double Cut (DC1) (see page V11)

④ Edge Profile (see page V14)

⑤ Pull Style and Color (see page V14)

③ Laminate Color (see page V13)

- a.) Worksurface Color
- b.) Chassis Color
- c.) Drawer Color

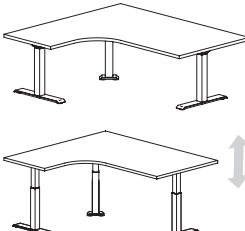
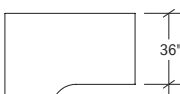
③ Finish Color (see page V11)

⑥ Optional Grommet Location & Color -
Matte Black (MBK) or Arctic Silver (ASL)
(see page V16)

⑦ Other Product Options (see page V1110)

⑧ Accessories (see page VS314)

⑨ Power and Data Options (see page VS324)

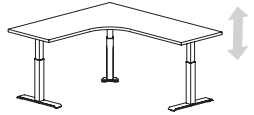
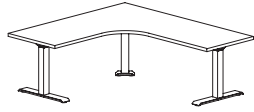
Description	D	W	H	CTN WT	CU FT	① Model	TFL Laminate	HPL Laminate	Flat Cut Veneer	Double Cut Veneer
Adjustable Height Corner Table - 90° One Piece Top - Standard Range - 36"d Desk  left shown 	60	72	Adj	240	12	VST3672CT24AHR-S	\$2,547	\$2,749		
	60	72	Adj	240	12	VSV3672CT24AHR-S			\$3,114	\$3,278
	60	72	Adj	240	12	VST3672CT24AHL-S	\$2,547	\$2,749		
	60	72	Adj	240	12	VSV3672CT24AHL-S			\$3,114	\$3,278
	60	66	Adj	227	12	VST3666CT24AHR-S	\$2,518	\$2,705		
	60	66	Adj	227	12	VSV3666CT24AHR-S			\$3,046	\$3,204
	60	66	Adj	227	12	VST3666CT24AHL-S	\$2,518	\$2,705		
	60	66	Adj	227	12	VSV3666CT24AHL-S			\$3,046	\$3,204
	60	60	Adj	213	12	VST3660CT24AHR-S	\$2,490	\$2,661		
	60	60	Adj	213	12	VSV3660CT24AHR-S			\$3,009	\$3,164
	60	60	Adj	213	12	VST3660CT24AHL-S	\$2,490	\$2,661		
	60	60	Adj	213	12	VSV3660CT24AHL-S			\$3,009	\$3,164

- 27 3/4" to 47 7/16" height adjustment
- top edge profile on user and approach sides
- top grommet available, specify location; and add \$49 list each
- maximum weight rating 140 lbs. (evenly distributed load)
- push button control pad mounted right or left
- 120" power cord
- specify Matte Black (MBK), Arctic Silver (ASL) or White (WH) base finish
- ships KD
- preset control available, order AH-3PDC separately, see page VS33

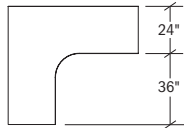
Adjustable Height Corner Table - 90° One Piece Top - Standard Range - 30"d Desk  left shown 	60	72	Adj	240	12	VST3072CT30AHR-S	\$2,547	\$2,749		
	60	72	Adj	240	12	VSV3072CT30AHR-S			\$3,114	\$3,278
	60	72	Adj	240	12	VST3072CT30AHL-S	\$2,547	\$2,749		
	60	72	Adj	240	12	VSV3072CT30AHL-S			\$3,114	\$3,278
	60	66	Adj	227	12	VST3066CT30AHR-S	\$2,518	\$2,705		
	60	66	Adj	227	12	VSV3066CT30AHR-S			\$3,046	\$3,204
	60	66	Adj	227	12	VST3066CT30AHL-S	\$2,518	\$2,705		
	60	66	Adj	227	12	VSV3066CT30AHL-S			\$3,046	\$3,204
	60	60	Adj	213	12	VST3060CT30AHR-S	\$2,490	\$2,661		
	60	60	Adj	213	12	VSV3060CT30AHR-S			\$3,009	\$3,164
	60	60	Adj	213	12	VST3060CT30AHL-S	\$2,490	\$2,661		
	60	60	Adj	213	12	VSV3060CT30AHL-S			\$3,009	\$3,164

- 27 3/4" to 47 7/16" height adjustment
- top edge profile on user and approach sides
- top grommet available, specify location; and add \$49 list each
- maximum weight rating 140 lbs. (evenly distributed load)
- push button control pad mounted right or left
- 120" power cord
- specify Matte Black (MBK), Arctic Silver (ASL) or White (WH) base finish
- ships KD
- preset control available, order AH-3PDC separately, see page VS33

Description	D	W	H	CTN WT	CU FT	① Model	TFL Laminate	HPL Laminate	Flat Cut Veneer	Double Cut Veneer
Adjustable Height Corner Table - 90° One Piece Top - Standard Range - 24" d Desk	60	72	Adj	232	12	VST2472CT36AHR-S	\$2,547	\$2,749		
	60	72	Adj	232	12	VSV2472CT36AHR-S			\$3,114	\$3,278
	60	72	Adj	232	12	VST2472CT36AHL-S	\$2,547	\$2,749		
	60	72	Adj	232	12	VSV2472CT36AHL-S			\$3,114	\$3,278
	60	66	Adj	222	12	VST2466CT36AHR-S	\$2,518	\$2,705		
	60	66	Adj	222	12	VSV2466CT36AHR-S			\$3,046	\$3,204
	60	66	Adj	222	12	VST2466CT36AHL-S	\$2,518	\$2,705		
	60	66	Adj	222	12	VSV2466CT36AHL-S			\$3,046	\$3,204
	60	60	Adj	207	12	VST2460CT36AHR-S	\$2,490	\$2,661		
	60	60	Adj	207	12	VSV2460CT36AHR-S			\$3,009	\$3,164
	60	60	Adj	207	12	VST2460CT36AHL-S	\$2,490	\$2,661		
	60	60	Adj	207	12	VSV2460CT36AHL-S			\$3,009	\$3,164



left shown



- 27 3/4" to 47 7/16" height adjustment
- top edge profile on user and approach sides
- top grommet available, specify location; and add \$49 list each
- maximum weight rating 140 lbs. (evenly distributed load)
- push button control pad mounted right or left
- 120" power cord
- specify Matte Black (MBK), Arctic Silver (ASL) or White (WH) base finish
- ships KD
- preset control available, order AH-3PDC separately, see page VS33

To Order, Specify:

① Model Number

Laminate - VST

Veneer - VSV

② Worksurface Material (see page V13)

- a.) TFL
- b.) HPL

② Wood Species - Cherry (CH1), Maple (MA1)

- Walnut (WA1), Black Oak (BO1) or
- Double Cut (DC1) (see page V11)

④ Edge Profile (see page V14)

⑤ Pull Style and Color (see page V14)

⑥ Optional Grommet Location & Color -
Matte Black (MBK) or Arctic Silver (ASL)
(see page V16)

③ Laminate Color (see page V13)

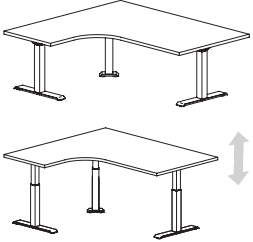
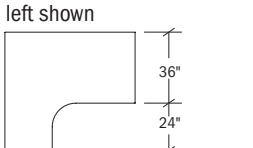
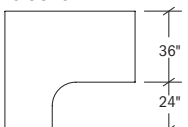
- a.) Worksurface Color
- b.) Chassis Color
- c.) Drawer Color

③ Finish Color (see page V11)

⑦ Other Product Options (see page V1110)

⑧ Accessories (see page VS314)

⑨ Power and Data Options (see page VS324)

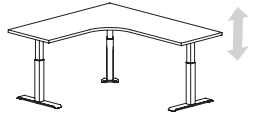
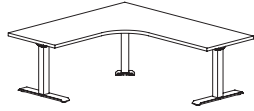
Description	D	W	H	CTN WT	CU FT	① Model	TFL Laminate	HPL Laminate	Flat Cut Veneer	Double Cut Veneer
Adjustable Height Corner Table - 90° One Piece Top - Extended Range - 36"d Desk   left shown 	60	72	Adj	259	33	VST3672CT24AHR-E	\$2,753	\$2,955		
	60	72	Adj	259	33	VSV3672CT24AHR-E			\$3,320	\$3,484
	60	72	Adj	259	33	VST3672CT24AHL-E	\$2,753	\$2,955		
	60	72	Adj	259	33	VSV3672CT24AHL-E			\$3,320	\$3,484
	60	66	Adj	240	31	VST3666CT24AHR-E	\$2,724	\$2,911		
	60	66	Adj	240	31	VSV3666CT24AHR-E			\$3,252	\$3,410
	60	66	Adj	240	31	VST3666CT24AHL-E	\$2,724	\$2,911		
	60	66	Adj	240	31	VSV3666CT24AHL-E			\$3,252	\$3,410
	60	60	Adj	231	28	VST3660CT24AHR-E	\$2,695	\$2,867		
	60	60	Adj	231	28	VSV3660CT24AHR-E			\$3,215	\$3,370
	60	60	Adj	231	28	VST3660CT24AHL-E	\$2,695	\$2,867		
	60	60	Adj	231	28	VSV3660CT24AHL-E			\$3,215	\$3,370

- 22 7/8" to 48 7/8" height adjustment
- top edge profile on user and approach sides
- top grommet available, specify location; and add \$49 list each
- maximum weight rating 140 lbs. (evenly distributed load)
- push button control pad mounted right or left
- key pad features height display with three memory settings
- display will reference position to the nearest 1/2"
- 120" power cord
- specify Matte Black (MBK) or Arctic Silver (ASL) or White (WH) base finish
- ships KD

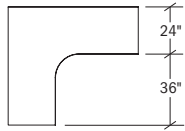
Adjustable Height Corner Table - 90° One Piece Top - Extended Range - 30"d Desk   left shown 	60	72	Adj	234	33	VST3072CT30AHR-E	\$2,753	\$2,955		
	60	72	Adj	234	33	VSV3072CT30AHR-E			\$3,320	\$3,484
	60	72	Adj	234	33	VST3072CT30AHL-E	\$2,753	\$2,955		
	60	72	Adj	234	33	VSV3072CT30AHL-E			\$3,320	\$3,484
	60	66	Adj	230	31	VST3066CT30AHR-E	\$2,724	\$2,911		
	60	66	Adj	230	31	VSV3066CT30AHR-E			\$3,252	\$3,410
	60	66	Adj	230	31	VST3066CT30AHL-E	\$2,724	\$2,911		
	60	66	Adj	230	31	VSV3066CT30AHL-E			\$3,252	\$3,410
	60	60	Adj	222	28	VST3060CT30AHR-E	\$2,695	\$2,867		
	60	60	Adj	222	28	VSV3060CT30AHR-E			\$3,215	\$3,370
	60	60	Adj	222	28	VST3060CT30AHL-E	\$2,695	\$2,867		
	60	60	Adj	222	28	VSV3060CT30AHL-E			\$3,215	\$3,370

- 22 7/8" to 48 7/8" height adjustment
- top edge profile on user and approach sides
- top grommet available, specify location; and add \$49 list each
- maximum weight rating 140 lbs. (evenly distributed load)
- push button control pad mounted right or left
- key pad features height display with three memory settings
- display will reference position to the nearest 1/2"
- 120" power cord
- specify Matte Black (MBK), Arctic Silver (ASL) or White (WH) base finish
- ships KD

Description	D	W	H	CTN WT	CU FT	① Model	TFL Laminate	HPL Laminate	Flat Cut Veneer	Double Cut Veneer
Adjustable Height Corner Table - 90° One Piece Top - Extended Range - 24"d Desk	60	72	Adj	225	33	VST2472CT36AHR-E	\$2,753	\$2,955		
	60	72	Adj	225	33	VSV2472CT36AHR-E			\$3,320	\$3,484
	60	72	Adj	225	33	VST2472CT36AHL-E	\$2,753	\$2,955		
	60	72	Adj	225	33	VSV2472CT36AHL-E			\$3,320	\$3,484
	60	66	Adj	220	31	VST2466CT36AHR-E	\$2,724	\$2,911		
	60	66	Adj	220	31	VSV2466CT36AHR-E			\$3,252	\$3,410
	60	66	Adj	220	31	VST2466CT36AHL-E	\$2,724	\$2,911		
	60	66	Adj	220	31	VSV2466CT36AHL-E			\$3,252	\$3,410
	60	60	Adj	214	28	VST2460CT36AHR-E	\$2,695	\$2,867		
	60	60	Adj	214	28	VSV2460CT36AHR-E			\$3,215	\$3,370
	60	60	Adj	214	28	VST2460CT36AHL-E	\$2,695	\$2,867		
	60	60	Adj	214	28	VSV2460CT36AHL-E			\$3,215	\$3,370



left shown



- 22 7/8" to 48 7/8" height adjustment
- top edge profile on user and approach sides
- top grommet available, specify location; and add \$49 list each
- maximum weight rating 140 lbs. (evenly distributed load)
- push button control pad mounted right or left
- key pad features height display with three memory settings
- display will reference position to the nearest 1/2"
- 120" power cord
- specify Matte Black (MBK), Arctic Silver (ASL) or White (WH) base finish
- ships KD

To Order, Specify:

① Model Number

Laminate - VST

Veneer - VSV

② Worksurface Material (see page V13)

- a.) TFL
- b.) HPL

② Wood Species - Cherry (CH1), Maple (MA1)

- Walnut (WA1), Black Oak (BO1) or Double Cut (DC1) (see page V11)

④ Edge Profile (see page V14)

⑤ Pull Style and Color (see page V14)

⑥ Optional Grommet Location & Color - Matte Black (MBK) or Arctic Silver (ASL) (see page V16)

③ Laminate Color (see page V13)

- a.) Worksurface Color
- b.) Chassis Color
- c.) Drawer Color

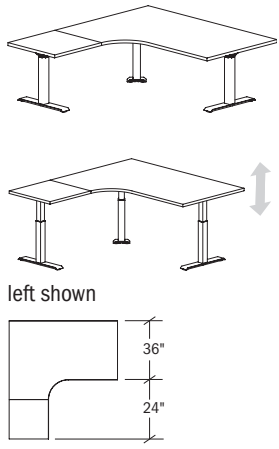
③ Finish Color (see page V11)

⑦ Other Product Options (see page V1110)

⑧ Accessories (see page VS314)

⑨ Power and Data Options (see page VS324)

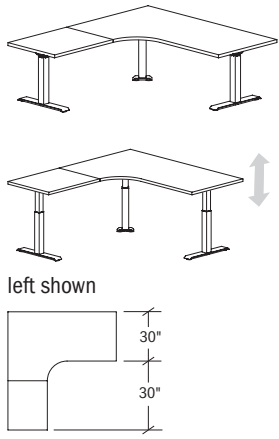
Description	D	W	H	CTN WT	CU FT	① Model	TFL Laminate	HPL Laminate	Flat Cut Veneer	Double Cut Veneer
Adjustable Height Corner Table - 90° Two Piece Top - Standard Range - 36"d Desk	72	72	Adj	209	16	VST3672CT36AHR-S	\$2,697	\$2,906		
	72	72	Adj	288	19	VSV3672CT36AHR-S			\$3,551	\$3,759
	72	72	Adj	288	19	VST3672CT36AHL-S	\$2,697	\$2,906		
	72	72	Adj	288	19	VSV3672CT36AHL-S			\$3,551	\$3,759
	72	66	Adj	219	18	VST3666CT36AHR-S	\$2,673	\$2,872		
	72	66	Adj	219	18	VSV3666CT36AHR-S			\$3,493	\$3,696
	72	66	Adj	219	18	VST3666CT36AHL-S	\$2,673	\$2,872		
	72	66	Adj	219	18	VSV3666CT36AHL-S			\$3,493	\$3,696
	72	60	Adj	209	16	VST3660CT36AHR-S	\$2,650	\$2,837		
	72	60	Adj	209	16	VSV3660CT36AHR-S			\$3,461	\$3,661
	72	60	Adj	209	16	VST3660CT36AHL-S	\$2,650	\$2,837		
	72	60	Adj	209	16	VSV3660CT36AHL-S			\$3,461	\$3,661



left shown

- 27 3/4" to 47 7/16" height adjustment
- top edge profile on user and approach sides
- top grommet available, specify location; and add \$49 list each
- maximum weight rating 140 lbs. (evenly distributed load)
- push button control pad mounted right or left
- 120" power cord
- specify Matte Black (MBK), Arctic Silver (ASL) or White (WH) base finish
- ships KD
- preset control available, order AH-3PDC separately, see page VS33

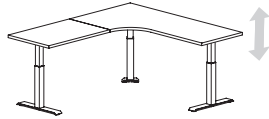
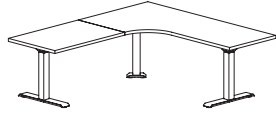
Adjustable Height Corner Table - 90° Two Piece Top - Standard Range - 30"d Desk	72	72	Adj	209	19	VST3072CT42AHR-S	\$2,661	\$2,864		
	72	72	Adj	209	19	VSV3072CT42AHR-S			\$3,488	\$3,691
	72	72	Adj	209	19	VST3072CT42AHL-S	\$2,661	\$2,864		
	72	72	Adj	209	19	VSV3072CT42AHL-S			\$3,488	\$3,691
	72	66	Adj	201	18	VST3066CT42AHR-S	\$2,638	\$2,830		
	72	66	Adj	201	18	VSV3066CT42AHR-S			\$3,433	\$3,629
	72	66	Adj	201	18	VST3066CT42AHL-S	\$2,638	\$2,830		
	72	66	Adj	201	18	VSV3066CT42AHL-S			\$3,433	\$3,629
	72	60	Adj	193	16	VST3060CT42AHR-S	\$2,615	\$2,794		
	72	60	Adj	193	16	VSV3060CT42AHR-S			\$3,402	\$3,595
	72	60	Adj	193	16	VST3060CT42AHL-S	\$2,615	\$2,794		
	72	60	Adj	193	16	VSV3060CT42AHL-S			\$3,402	\$3,595



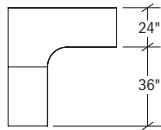
left shown

- 27 3/4" to 47 7/16" height adjustment
- top edge profile on user and approach sides
- top grommet available, specify location; and add \$49 list each
- maximum weight rating 140 lbs. (evenly distributed load)
- push button control pad mounted right or left
- 120" power cord
- specify Matte Black (MBK), Arctic Silver (ASL) or White (WH) base finish
- ships KD
- preset control available, order AH-3PDC separately, see page VS33

Description	D	W	H	CTN WT	CU FT	① Model	TFL Laminate	HPL Laminate	Flat Cut Veneer	Double Cut Veneer
Adjustable Height Corner Table - 90° Two Piece Top - Standard Range - 24"d Desk	72	72	Adj	186	17	VST2472CT48AHR-S	\$2,625	\$2,823		
	72	72	Adj	186	17	VSV2472CT48AHR-S			\$3,429	\$3,625
	72	72	Adj	186	17	VST2472CT48AHL-S	\$2,625	\$2,823		
	72	72	Adj	186	17	VSV2472CT48AHL-S			\$3,429	\$3,625
	72	66	Adj	183	16	VST2466CT48AHR-S	\$2,603	\$2,790		
	72	66	Adj	183	16	VSV2466CT48AHR-S			\$3,375	\$3,566
	72	66	Adj	183	16	VST2466CT48AHL-S	\$2,603	\$2,790		
	72	66	Adj	183	16	VSV2466CT48AHL-S			\$3,375	\$3,566
	72	60	Adj	176	16	VST2460CT48AHR-S	\$2,582	\$2,755		
	72	60	Adj	176	16	VSV2460CT48AHR-S			\$3,345	\$3,532
	72	60	Adj	176	16	VST2460CT48AHL-S	\$2,582	\$2,755		
	72	60	Adj	176	16	VSV2460CT48AHL-S			\$3,345	\$3,532



left shown



- 27 3/4" to 47 7/16" height adjustment
- top edge profile on user and approach sides
- top grommet available, specify location; and add \$49 list each
- maximum weight rating 140 lbs. (evenly distributed load)
- push button control pad mounted right or left
- 120" power cord
- specify Matte Black (MBK), Arctic Silver (ASL) or White (WH) base finish
- ships KD
- preset control available, order AH-3PDC separately, see page VS33

To Order, Specify:

① Model Number

Laminate - VST

Veneer - VSV

② Worksurface Material (see page V13)

- a.) TFL
- b.) HPL

② Wood Species - Cherry (CH1), Maple (MA1)

- Walnut (WA1), Black Oak (BO1) or Double Cut (DC1) (see page V11)

④ Edge Profile (see page V14)

⑤ Pull Style and Color (see page V14)

⑥ Optional Grommet Location & Color - Matte Black (MBK) or Arctic Silver (ASL) (see page V16)

③ Laminate Color (see page V13)

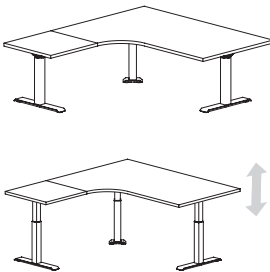
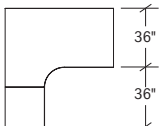
- a.) Worksurface Color
- b.) Chassis Color
- c.) Drawer Color

③ Finish Color (see page V11)

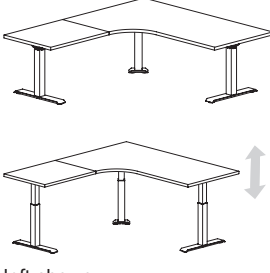
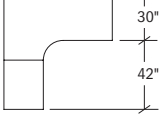
⑦ Other Product Options (see page V1110)

⑧ Accessories (see page VS314)

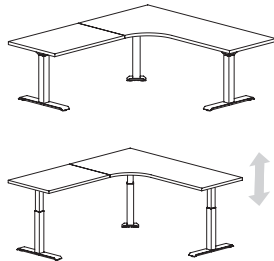
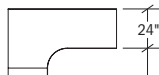
⑨ Power and Data Options (see page VS324)

Description	D	W	H	CTN WT	CU FT	① Model	TFL Laminate	HPL Laminate	Flat Cut Veneer	Double Cut Veneer
Adjustable Height Corner Table - 90° Two Piece Top - Extended Range - 36"d Desk  left shown 	72	72	Adj	255	27	VST3672CT36AHR-E	\$2,903	\$3,112		
	72	72	Adj	255	27	VSV3672CT36AHR-E			\$3,757	\$3,965
	72	72	Adj	255	27	VST3672CT36AHL-E	\$2,903	\$3,112		
	72	72	Adj	255	27	VSV3672CT36AHL-E			\$3,757	\$3,965
	72	66	Adj	247	25	VST3666CT36AHR-E	\$2,879	\$3,078		
	72	66	Adj	247	25	VSV3666CT36AHR-E			\$3,699	\$3,902
	72	66	Adj	247	25	VST3666CT36AHL-E	\$2,879	\$3,078		
	72	66	Adj	247	25	VSV3666CT36AHL-E			\$3,699	\$3,902
	72	60	Adj	237	23	VST3660CT36AHR-E	\$2,856	\$3,043		
	72	60	Adj	237	23	VSV3660CT36AHR-E			\$3,667	\$3,866
	72	60	Adj	237	23	VST3660CT36AHL-E	\$2,856	\$3,043		
	72	60	Adj	237	23	VSV3660CT36AHL-E			\$3,667	\$3,866

- 22 7/8" to 48 7/8" height adjustment
- top edge profile on user and approach sides
- top grommet available, specify location; and add \$49 list each
- maximum weight rating 140 lbs. (evenly distributed load)
- push button control pad mounted right or left
- key pad features height display with three memory settings
- display will reference position to the nearest 1/2"
- 120" power cord
- specify Matte Black (MBK), Arctic Silver (ASL) or White (WH) base finish
- ships KD

Adjustable Height Corner Table - 90° Two Piece Top - Extended Range - 30"d Desk  left shown 	72	72	Adj	223	24	VST3072CT42AHR-E	\$2,867	\$3,070		
	72	72	Adj	223	24	VSV3072CT42AHR-E			\$3,695	\$3,897
	72	72	Adj	223	24	VST3072CT42AHL-E	\$2,867	\$3,070		
	72	72	Adj	223	24	VSV3072CT42AHL-E			\$3,695	\$3,897
	72	66	Adj	213	22	VST3066CT42AHR-E	\$2,843	\$3,036		
	72	66	Adj	213	22	VSV3066CT42AHR-E			\$3,639	\$3,835
	72	66	Adj	213	22	VST3066CT42AHL-E	\$2,843	\$3,036		
	72	66	Adj	213	22	VSV3066CT42AHL-E			\$3,639	\$3,835
	72	60	Adj	203	21	VST3060CT42AHR-E	\$2,820	\$3,000		
	72	60	Adj	203	21	VSV3060CT42AHR-E			\$3,608	\$3,801
	72	60	Adj	203	21	VST3060CT42AHL-E	\$2,820	\$3,000		
	72	60	Adj	203	21	VSV3060CT42AHL-E			\$3,608	\$3,801

- 22 7/8" to 48 7/8" height adjustment
- top edge profile on user and approach sides
- top grommet available, specify location; and add \$49 list each
- maximum weight rating 140 lbs. (evenly distributed load)
- push button control pad mounted right or left
- key pad features height display with three memory settings
- display will reference position to the nearest 1/2"
- 120" power cord
- specify Matte Black (MBK), Arctic Silver (ASL) or White (WH) base finish
- ships KD

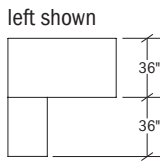
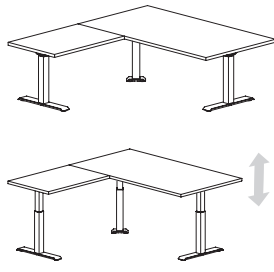
Description	D	W	H	CTN WT	CU FT	① Model	TFL Laminate	HPL Laminate	Flat Cut Veneer	Double Cut Veneer
Adjustable Height Corner Table - 90° Two Piece Top- Extended Range - 24" d Desk  left shown 	72	72	Adj	232	21	VST2472CT48AHR-E	\$2,831	\$3,029		
	72	72	Adj	232	21	VSV2472CT48AHR-E			\$3,635	\$3,831
	72	72	Adj	232	21	VST2472CT48AHL-E	\$2,831	\$3,029		
	72	72	Adj	232	21	VSV2472CT48AHL-E			\$3,635	\$3,831
	72	66	Adj	225	20	VST2466CT48AHR-E	\$2,809	\$2,996		
	72	66	Adj	225	20	VSV2466CT48AHR-E			\$3,581	\$3,772
	72	66	Adj	225	20	VST2466CT48AHL-E	\$2,809	\$2,996		
	72	66	Adj	225	20	VSV2466CT48AHL-E			\$3,581	\$3,772
	72	60	Adj	219		VST2460CT48AHR-E	\$2,788	\$2,961		
	72	60	Adj	219		VSV2460CT48AHR-E			\$3,550	\$3,738
	72	60	Adj	219		VST2460CT48AHL-E	\$2,788	\$2,961		
	72	60	Adj	219		VSV2460CT48AHL-E			\$3,550	\$3,738

- 22 7/8" to 48 7/8" height adjustment
- top edge profile on user and approach sides
- top grommet available, specify location; and add \$49 list each
- maximum weight rating 140 lbs. (evenly distributed load)
- push button control pad mounted right or left
- key pad features height display with three memory settings
- display will reference position to the nearest 1/2"
- 120" power cord
- specify Matte Black (MBK), Arctic Silver (ASL) or White (WH) base finish
- ships KD

To Order, Specify:

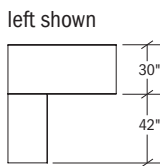
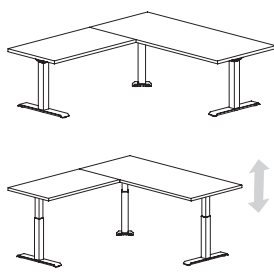
① Model Number	Laminate - VST	Veneer - VSV	
	<p>② Worksurface Material (see page V13)</p> <p>a.) TFL</p> <p>b.) HPL</p> <p>③ Laminate Color (see page V13)</p> <p>a.) Worksurface Color</p> <p>b.) Chassis Color</p> <p>c.) Drawer Color</p>	<p>② Wood Species - Cherry (CH1), Maple (MA1) Walnut (WA1), Black Oak (BO1) or Double Cut (DC1) (see page V11)</p> <p>③ Finish Color (see page V11)</p>	<p>④ Edge Profile (see page V14)</p> <p>⑤ Pull Style and Color (see page V14)</p> <p>⑥ Optional Grommet Location & Color - Matte Black (MBK) or Arctic Silver (ASL) (see page V16)</p> <p>⑦ Other Product Options (see page V1110)</p> <p>⑧ Accessories (see page VS314)</p> <p>⑨ Power and Data Options (see page VS324)</p>

Description	D	W	H	CTN WT	CU FT	① Model	TFL Laminate	HPL Laminate	Flat Cut Veneer	Double Cut Veneer
Adjustable Height Table & Return - 90° Two Piece Top - Standard Range - 36"d Desk	72	72	Adj	288	16	VST3672RTAH36R-S	\$2,437	\$2,739		
	72	72	Adj	288	16	VSV3672RTAH36R-S			\$3,205	\$3,378
	72	72	Adj	288	16	VST3672RTAH36L-S	\$2,437	\$2,739		
	72	72	Adj	288	16	VSV3672RTAH36L-S			\$3,205	\$3,378
	72	66	Adj	219	16	VST3666RTAH36R-S	\$2,382	\$2,697		
	72	66	Adj	219	16	VSV3666RTAH36R-S			\$3,119	\$3,285
	72	66	Adj	219	16	VST3666RTAH36L-S	\$2,382	\$2,697		
	72	66	Adj	219	16	VSV3666RTAH36L-S			\$3,119	\$3,285
	72	60	Adj	209	15	VST3660RTAH36R-S	\$2,329	\$2,656		
	72	60	Adj	209	15	VSV3660RTAH36R-S			\$3,032	\$3,189
	72	60	Adj	209	15	VST3660RTAH36L-S	\$2,329	\$2,656		
	72	60	Adj	209	15	VSV3660RTAH36L-S			\$3,032	\$3,189



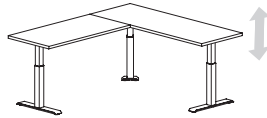
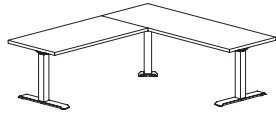
- 27 3/4" to 47 7/16" height adjustment
- top edge profile on user and approach sides
- top grommet available, specify location; and add \$49 list each
- maximum weight rating 140 lbs. (evenly distributed load)
- push button control pad mounted right or left
- 120" power cord
- specify Matte Black (MBK), Arctic Silver (ASL) or White (WH) base finish
- ships KD
- preset control available, order AH-3PDC separately, see page VS33

Adjustable Height Table & Return - 90° Two Piece Top - Standard Range - 30"d Desk	72	72	Adj	209	15	VST3072RTAH42R-S	\$2,317	\$2,575		
	72	72	Adj	209	15	VSV3072RTAH42R-S			\$3,141	\$3,309
	72	72	Adj	209	15	VST3072RTAH42L-S	\$2,317	\$2,575		
	72	72	Adj	209	15	VSV3072RTAH42L-S			\$3,141	\$3,309
	72	66	Adj	201	14	VST3066RTAH42R-S	\$2,267	\$2,536		
	72	66	Adj	201	14	VSV3066RTAH42R-S			\$3,058	\$3,216
	72	66	Adj	201	14	VST3066RTAH42L-S	\$2,267	\$2,536		
	72	66	Adj	201	14	VSV3066RTAH42L-S			\$3,058	\$3,216
	72	60	Adj	193	14	VST3060RTAH42R-S	\$2,214	\$2,494		
	72	60	Adj	193	14	VSV3060RTAH42R-S			\$2,972	\$3,122
	72	60	Adj	193	14	VST3060RTAH42L-S	\$2,214	\$2,494		
	72	60	Adj	193	14	VSV3060RTAH42L-S			\$2,972	\$3,122



- 27 3/4" to 47 7/16" height adjustment
- top edge profile on user and approach sides
- top grommet available, specify location; and add \$49 list each
- maximum weight rating 140 lbs. (evenly distributed load)
- push button control pad mounted right or left
- 120" power cord
- specify Matte Black (MBK), Arctic Silver (ASL) or White (WH) base finish
- ships KD
- preset control available, order AH-3PDC separately, see page VS33

Description	D	W	H	CTN WT	CU FT	① Model	TFL Laminate	HPL Laminate	Flat Cut Veneer	Double Cut Veneer
Adjustable Height Table & Return - 90° Two Piece Top - Standard Range - 24"d Desk	72	72	Adj	186	14	VST2472RTAH48R-S	\$2,292	\$2,490		
	72	72	Adj	186	14	VSV2472RTAH48R-S			\$2,954	\$3,103
	72	72	Adj	186	14	VST2472RTAH48L-S	\$2,292	\$2,490		
	72	72	Adj	186	14	VSV2472RTAH48L-S			\$2,954	\$3,103
	72	66	Adj	183	14	VST2466RTAH48R-S	\$2,260	\$2,457		
	72	66	Adj	183	14	VSV2466RTAH48R-S			\$2,917	\$3,062
	72	66	Adj	183	14	VST2466RTAH48L-S	\$2,260	\$2,457		
	72	66	Adj	183	14	VSV2466RTAH48L-S			\$2,917	\$3,062
	72	60	Adj	176	13	VST2460RTAH48R-S	\$2,220	\$2,426		
	72	60	Adj	176	13	VSV2460RTAH48R-S			\$2,845	\$2,983
	72	60	Adj	176	13	VST2460RTAH48L-S	\$2,220	\$2,426		
	72	60	Adj	176	13	VSV2460RTAH48L-S			\$2,845	\$2,983



left shown



- 27 3/4" to 47 7/16" height adjustment
- top edge profile on user and approach sides
- top grommet available, specify location; and add \$49 list each
- maximum weight rating 140 lbs. (evenly distributed load)
- push button control pad mounted right or left
- 120" power cord
- specify Matte Black (MBK), Arctic Silver (ASL) or White (WH) base finish
- ships KD
- preset control available, order AH-3PDC separately, see page VS33

To Order, Specify:

① Model Number

Laminate - VST

Veneer - VSV

② Worksurface Material (see page V13)

- a.) TFL
- b.) HPL

② Wood Species - Cherry (CH1), Maple (MA1)

- Walnut (WA1), Black Oak (BO1) or
- Double Cut (DC1) (see page V11)

④ Edge Profile (see page V14)

⑤ Pull Style and Color (see page V14)

⑥ Optional Grommet Location & Color -
Matte Black (MBK) or Arctic Silver (ASL)
(see page V16)

③ Laminate Color (see page V13)

- a.) Worksurface Color
- b.) Chassis Color
- c.) Drawer Color

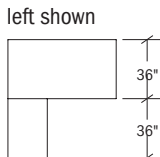
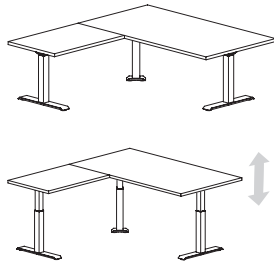
③ Finish Color (see page V11)

⑦ Other Product Options (see page V1110)

⑧ Accessories (see page VS314)

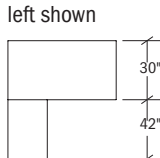
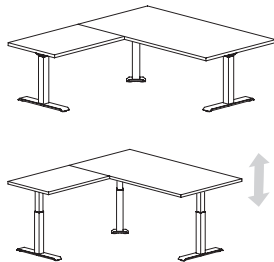
⑨ Power and Data Options (see page VS324)

Description	D	W	H	CTN WT	CU FT	① Model	TFL Laminate	HPL Laminate	Flat Cut Veneer	Double Cut Veneer
Adjustable Height Table & Return - 90° Two Piece Top - Extended Range - 36"d Desk	72	72	Adj	298	16	VST3672RTAH36R-E	\$2,643	\$2,945		
	72	72	Adj	298	16	VSV3672RTAH36R-E			\$3,411	\$3,584
	72	72	Adj	298	16	VST3672RTAH36L-E	\$2,643	\$2,945		
	72	72	Adj	298	16	VSV3672RTAH36L-E			\$3,411	\$3,584
	72	66	Adj	229	16	VST3666RTAH36R-E	\$2,588	\$2,903		
	72	66	Adj	229	16	VSV3666RTAH36R-E			\$3,324	\$3,490
	72	66	Adj	229	16	VST3666RTAH36L-E	\$2,588	\$2,903		
	72	66	Adj	229	16	VSV3666RTAH36L-E			\$3,324	\$3,490
	72	60	Adj	219	15	VST3660RTAH36R-E	\$2,535	\$2,862		
	72	60	Adj	219	15	VSV3660RTAH36R-E			\$3,238	\$3,395
	72	60	Adj	219	15	VST3660RTAH36L-E	\$2,535	\$2,862		
	72	60	Adj	219	15	VSV3660RTAH36L-E			\$3,238	\$3,395



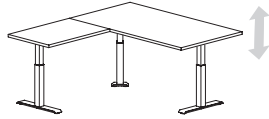
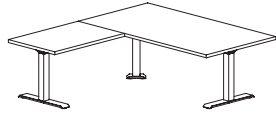
- 22 7/8" to 48 7/8" height adjustment
- top edge profile on user and approach sides
- top grommet available, specify location; and add \$49 list each
- maximum weight rating 140 lbs. (evenly distributed load)
- push button control pad mounted right or left
- key pad features height display with three memory settings
- display will reference position to the nearest 1/2"
- 120" power cord
- specify Matte Black (MBK), Arctic Silver (ASL) or White (WH) base finish
- ships KD

Adjustable Height Table & Return - 90° Two Piece Top - Extended Range - 30"d Desk	72	72	Adj	242	18	VST3072RTAH42R-E	\$2,523	\$2,780		
	72	72	Adj	242	18	VSV3072RTAH42R-E			\$3,346	\$3,515
	72	72	Adj	242	18	VST3072RTAH42L-E	\$2,523	\$2,780		
	72	72	Adj	242	18	VSV3072RTAH42L-E			\$3,346	\$3,515
	72	66	Adj	233	17	VST3066RTAH42R-E	\$2,473	\$2,742		
	72	66	Adj	233	17	VSV3066RTAH42R-E			\$3,264	\$3,422
	72	66	Adj	233	17	VST3066RTAH42L-E	\$2,473	\$2,742		
	72	66	Adj	233	17	VSV3066RTAH42L-E			\$3,264	\$3,422
	72	60	Adj	224	16	VST3060RTAH42R-E	\$2,420	\$2,700		
	72	60	Adj	224	16	VSV3060RTAH42R-E			\$3,177	\$3,328
	72	60	Adj	224	16	VST3060RTAH42L-E	\$2,420	\$2,700		
	72	60	Adj	224	16	VSV3060RTAH42L-E			\$3,177	\$3,328

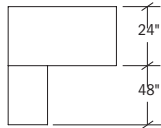


- 22 7/8" to 48 7/8" height adjustment
- top edge profile on user and approach sides
- top grommet available, specify location; and add \$49 list each
- maximum weight rating 140 lbs. (evenly distributed load)
- push button control pad mounted right or left
- key pad features height display with three memory settings
- display will reference position to the nearest 1/2"
- 120" power cord
- specify Matte Black (MBK), Arctic Silver (ASL) or White (WH) base finish
- ships KD

Description	D	W	H	CTN WT	CU FT	① Model	TFL Laminate	HPL Laminate	Flat Cut Veneer	Double Cut Veneer
Adjustable Height Table & Return - 90° Two Piece Top - Extended Range - 24"d Desk	72	72	Adj	231	15	VST2472RTAH48R-E	\$2,498	\$2,695		
	72	72	Adj	231	15	VSV2472RTAH48R-E			\$3,160	\$3,309
	72	72	Adj	231	15	VST2472RTAH48L-E	\$2,498	\$2,695		
	72	72	Adj	231	15	VSV2472RTAH48L-E			\$3,160	\$3,309
	72	66	Adj	225	14	VST2466RTAH48R-E	\$2,465	\$2,663		
	72	66	Adj	225	14	VSV2466RTAH48R-E			\$3,123	\$3,268
	72	66	Adj	225	14	VST2466RTAH48L-E	\$2,465	\$2,663		
	72	66	Adj	225	14	VSV2466RTAH48L-E			\$3,123	\$3,268
	72	60	Adj	219	13	VST2460RTAH48R-E	\$2,425	\$2,632		
	72	60	Adj	219	13	VSV2460RTAH48R-E			\$3,050	\$3,189
	72	60	Adj	219	13	VST2460RTAH48L-E	\$2,425	\$2,632		
	72	60	Adj	219	13	VSV2460RTAH48L-E			\$3,050	\$3,189



left shown



- 22 7/8" to 48 7/8" height adjustment
- top edge profile on user and approach sides
- top grommet available, specify location; and add \$49 list each
- maximum weight rating 140 lbs. (evenly distributed load)
- push button control pad mounted right or left
- key pad features height display with three memory settings
- display will reference position to the nearest 1/2"
- 120" power cord
- specify Matte Black (MBK), Arctic Silver (ASL) or White (WH) base finish
- ships KD

To Order, Specify:

① Model Number

Laminate - VST

Veneer - VSV

② Worksurface Material (see page V13)

- a.) TFL
- b.) HPL

③ Laminate Color (see page V13)

- a.) Worksurface Color
- b.) Chassis Color
- c.) Drawer Color

② Wood Species - Cherry (CH1), Maple (MA1)

- Walnut (WA1), Black Oak (BO1) or
- Double Cut (DC1) (see page V11)

③ Finish Color (see page V11)

④ Edge Profile (see page V14)

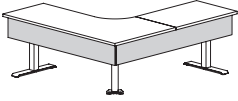
⑤ Pull Style and Color (see page V14)

⑥ Optional Grommet Location & Color - Matte Black (MBK) or Arctic Silver (ASL) (see page V16)

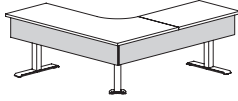
⑦ Other Product Options (see page V1110)

⑧ Accessories (see page VS314)

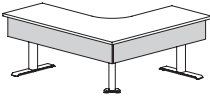
⑨ Power and Data Options (see page VS324)

Description	D	W	H	CTN WT	CU FT	① Model	Laminate	Flat Cut Veneer	Double Cut Veneer
Modesty Panel for 2-Piece Adjustable Height Corner Table Desk 	65 ¼	69	9	34	3	VST7201TDM	\$442		
	65 ¼	69	9	38	3	VSV7201TDM		\$644	\$708
	65 ¼	63	9	36	3	VST6601TDM	\$436		
	65 ¼	63	9	36	3	VSV6601TDM		\$633	\$696
	65 ¼	57	9	34	2	VST6001TDM	\$430		
	65 ¼	57	9	34	2	VSV6001TDM		\$621	\$683

- use with 30" & 36"d two piece adjustable corner table desk
- modesty panel bracket is always Black

Modesty Panel for 2-Piece Adjustable Height Corner Table Desk 	68 ¼	69	9	40	3	VST7202TDM	\$445		
	68 ¼	69	9	40	3	VSV7202TDM		\$650	\$716
	68 ¼	63	9	38	3	VST6602TDM	\$439		
	68 ¼	63	9	38	3	VSV6602TDM		\$638	\$702
	68 ¼	57	9	36	2	VST6002TDM	\$433		
	68 ¼	57	9	36	2	VSV6002TDM		\$626	\$689

- use with 24"d two piece adjustable corner table desk
- modesty panel bracket is always Black

Description	D	W	H	CTN WT	CU FT	① Model	Laminate	Flat Cut Veneer	Double Cut Veneer
Modesty Panel for 1-Piece Adjustable Height Corner Table Desk 	53 1/4	69	9	34	3	VST7203TDM	\$431		
	53 1/4	69	9	34	3	VSV7203TDM		\$621	\$683
	53 1/4	63	9	32	3	VST6603TDM	\$426		
	53 1/4	63	9	32	3	VSV6603TDM		\$611	\$672
	53 1/4	57	9	30	2	VST6003TDM	\$418		
	53 1/4	57	9	30	2	VSV6003TDM		\$599	\$659

· use with 30" & 36"d one piece adjustable corner table desk

Modesty Panel for 1-Piece Adjustable Height Corner Table Desk 	55 1/4	69	9	34	3	VST7204TDM	\$433		
	55 1/4	69	9	34	3	VSV7204TDM		\$626	\$851
	55 1/4	63	9	32	3	VST6604TDM	\$428		
	55 1/4	63	9	32	3	VSV6604TDM		\$615	\$834
	55 1/4	57	9	30	2	VST6004TDM	\$422		
	55 1/4	57	9	30	2	VSV6004TDM		\$604	\$820

· use with 24"d one piece adjustable corner table desk

To Order, Specify:

① Model Number

Laminate - VST

Veneer - VSV

② Worksurface Material (see page VI3)

- a.) TFL
- b.) HPL

③ Laminate Color (see page VI3)

- a.) Worksurface Color
- b.) Chassis Color
- c.) Drawer Color

② Wood Species - Cherry (CH1), Maple (MA1)

- Walnut (WA1), Black Oak (BO1) or
- Double Cut (DC1) (see page VI1)

③ Finish Color (see page VI1)

④ Edge Profile (see page VI4)

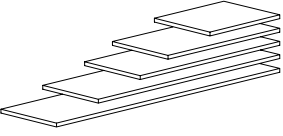
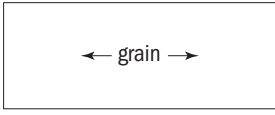
⑤ Pull Style and Color (see page VI4)

⑥ Optional Grommet Location & Color -
Matte Black (MBK) or Arctic Silver (ASL)
(see page VI6)

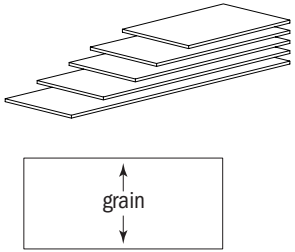
⑦ Other Product Options (see page VI110)

⑧ Accessories (see page VS314)

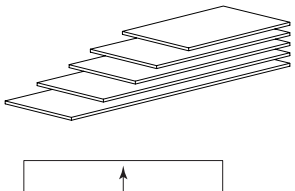
⑨ Power and Data Options (see page VS324)

Description	D	W	H	CTN WT	CU FT	① Model	TFL Laminate	HPL Laminate	Flat Cut Veneer	Double Cut Veneer
Rectangular Table Top 	36	72	1 3/16	117	9	VST3672AHTT	\$611	\$801		
	36	72	1 3/16	117	9	VSV3672AHTT			\$1,065	\$1,173
	30	84	1 3/16	117	9	VST3084AHTT	\$480	\$659		
	30	84	1 3/16	117	9	VSV3084AHTT			\$1,102	\$1,213
	30	78	1 3/16	108	9	VST3078AHTT	\$470	\$627		
	30	78	1 3/16	108	9	VSV3078AHTT			\$1,015	\$1,118
	30	72	1 3/16	98	8	VST3072AHTT	\$459	\$596		
	30	72	1 3/16	98	8	VSV3072AHTT			\$932	\$1,026
	30	66	1 3/16	90	7	VST3066AHTT	\$414	\$560		
	30	66	1 3/16	90	7	VSV3066AHTT			\$856	\$943
	30	60	1 3/16	82	7	VST3060AHTT	\$367	\$523		
	30	60	1 3/16	82	7	VSV3060AHTT			\$779	\$856
	30	54	1 3/16	74	6	VST3054AHTT	\$347	\$492		
	30	54	1 3/16	74	6	VSV3054AHTT			\$700	\$770
	30	48	1 3/16	57	5	VST3048AHTT	\$326	\$459		
	30	48	1 3/16	57	5	VSV3048AHTT			\$622	\$684
	24	84	1 3/16	91	8	VST2484AHTT	\$459	\$577		
	24	84	1 3/16	91	8	VSV2484AHTT			\$902	\$992
	24	78	1 3/16	85	8	VST2478AHTT	\$450	\$549		
	24	78	1 3/16	85	8	VSV2478AHTT			\$851	\$936
	24	72	1 3/16	78	7	VST2472AHTT	\$436	\$518		
	24	72	1 3/16	78	7	VSV2472AHTT			\$762	\$840
	24	66	1 3/16	72	7	VST2466AHTT	\$407	\$490		
	24	66	1 3/16	72	7	VSV2466AHTT			\$729	\$803
	24	60	1 3/16	65	6	VST2460AHTT	\$370	\$460		
	24	60	1 3/16	65	6	VSV2460AHTT			\$663	\$730
	24	54	1 3/16	59	6	VST2454AHTT	\$334	\$435		
	24	54	1 3/16	59	6	VSV2454AHTT			\$653	\$719
	24	48	1 3/16	52	5	VST2448AHTT	\$311	\$409		
	24	48	1 3/16	52	5	VSV2448AHTT			\$588	\$646

- use with adjustable height T-Base
- top edge profile on user and approach sides
- top grommet available, specify location; and add \$49 list each

Description	D	W	H	CTN WT	CU FT	① Model	TFL Laminate	HPL Laminate	Flat Cut Veneer	Double Cut Veneer
	30	60	1 3/16	82	7	VST6030AHTT	\$367	\$523		
	30	60	1 3/16	82	7	VSV6030AHTT			\$779	\$856
	30	54	1 3/16	74	6	VST5430AHTT	\$347	\$492		
	30	54	1 3/16	74	6	VSV5430AHTT			\$700	\$770
	30	48	1 3/16	57	5	VST4830AHTT	\$326	\$459		
	30	48	1 3/16	57	5	VSV4830AHTT			\$622	\$684
	24	60	1 3/16	65	6	VST6024AHTT	\$370	\$460		
	24	60	1 3/16	65	6	VSV6024AHTT			\$663	\$730
	24	54	1 3/16	59	6	VST5424AHTT	\$334	\$435		
	24	54	1 3/16	59	6	VSV5424AHTT			\$653	\$719
	24	48	1 3/16	52	5	VST4824AHTT	\$311	\$409		
	24	48	1 3/16	52	5	VSV4824AHTT			\$588	\$646

- use with adjustable height T-Base
- top edge profile on user and approach sides
- top grommet available, specify location; and add \$49 list each

	24	58	1 3/16	65	6	VST5824AHTT	\$370	\$460		
	24	58	1 3/16	65	6	VSV5824AHTT			\$663	\$730
	24	52	1 3/16	59	6	VST5224AHTT	\$334	\$435		
	24	52	1 3/16	59	6	VSV5224AHTT			\$653	\$719
	24	46	1 3/16	52	5	VST4624AHTT	\$311	\$409		
	24	46	1 3/16	52	5	VSV4624AHTT			\$588	\$646

- use with adjustable height T-Base
- top edge profile on user and approach sides
- top grommet available, specify location; and add \$49 list each

To Order, Specify:

① Model Number

Laminate - VST

Veneer - VSV

② Worksurface Material (see page VI3)

- a.) TFL
- b.) HPL

③ Laminate Color (see page VI3)

- a.) Worksurface Color
- b.) Chassis Color
- c.) Drawer Color

② Wood Species - Cherry (CH1), Maple (MA1)

- Walnut (WA1), Black Oak (BO1) or Double Cut (DC1) (see page VI1)

③ Finish Color (see page VI1)

④ Edge Profile (see page VI4)


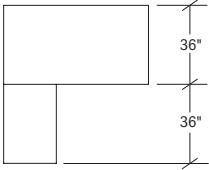
⑤ Pull Style and Color (see page VI4)

⑥ Optional Grommet Location & Color - Matte Black (MBK) or Arctic Silver (ASL) (see page VI6)

⑦ Other Product Options (see page VI110)

⑧ Accessories (see page VS314)

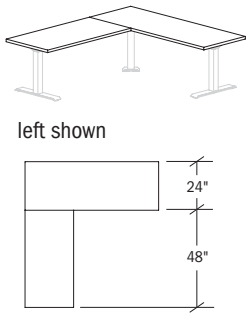
⑨ Power and Data Options (see page VS324)

Description	D	W	H	CTN WT	CU FT	① Model	TFL Laminate	HPL Laminate	Flat Cut Veneer	Double Cut Veneer
36" d Corner Top with Return - Two Piece Top  left shown 	72	72	1 3/16	156	9	VST3672AHLT36R	\$967	\$1,269		
	72	72	1 3/16	156	9	VSV3672AHLT36R			\$1,735	\$1,909
	72	72	1 3/16	156	9	VST3672AHLT36L	\$967	\$1,269		
	72	72	1 3/16	156	9	VSV3672AHLT36L			\$1,735	\$1,909
	72	66	1 3/16	147	9	VST3666AHLT36R	\$913	\$1,228		
	72	66	1 3/16	147	9	VSV3666AHLT36R			\$1,649	\$1,814
	72	66	1 3/16	147	9	VST3666AHLT36L	\$913	\$1,228		
	72	66	1 3/16	147	9	VSV3666AHLT36L			\$1,649	\$1,814
	72	60	1 3/16	137	8	VST3660AHLT36R	\$859	\$1,186		
	72	60	1 3/16	137	8	VSV3660AHLT36R			\$1,562	\$1,719
	72	60	1 3/16	137	8	VST3660AHLT36L	\$859	\$1,186		
	72	60	1 3/16	137	8	VSV3660AHLT36L			\$1,562	\$1,719

- use with adjustable height T-Base
- top edge profile on user and approach sides
- top grommet available, specify location; and add \$49 list each

30" d Corner Top with Return - Two Piece Top  left shown 	72	72	1 3/16	137	8	VST3072AHLT42R	\$847	\$1,105		
	72	72	1 3/16	137	8	VSV3072AHLT42R			\$1,670	\$1,838
	72	72	1 3/16	137	8	VST3072AHLT42L	\$847	\$1,105		
	72	72	1 3/16	137	8	VSV3072AHLT42L			\$1,670	\$1,838
	72	66	1 3/16	129	7	VST3066AHLT42R	\$797	\$1,065		
	72	66	1 3/16	129	7	VSV3066AHLT42R			\$1,588	\$1,747
	72	66	1 3/16	129	7	VST3066AHLT42L	\$797	\$1,065		
	72	66	1 3/16	129	7	VSV3066AHLT42L			\$1,588	\$1,747
	72	60	1 3/16	121	7	VST3060AHLT42R	\$745	\$1,024		
	72	60	1 3/16	121	7	VSV3060AHLT42R			\$1,501	\$1,652
	72	60	1 3/16	121	7	VST3060AHLT42L	\$745	\$1,024		
	72	60	1 3/16	121	7	VSV3060AHLT42L			\$1,501	\$1,652

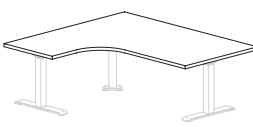
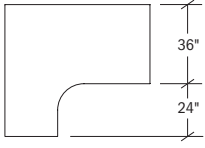
- use with adjustable height T-Base
- top edge profile on user and approach sides
- top grommet available, specify location; and add \$49 list each

Description	D	W	H	CTN WT	CU FT	① Model	TFL Laminate	HPL Laminate	Flat Cut Veneer	Double Cut Veneer
24" d Corner Top with Return - Two Piece Top  <p>left shown</p>	72	72	1 3/16	117	7	VST2472AHLT48R	\$822	\$1,020		
	72	72	1 3/16	117	7	VSV2472AHLT48R			\$1,484	\$1,633
	72	72	1 3/16	117	7	VST2472AHLT48L	\$822	\$1,020		
	72	72	1 3/16	117	7	VSV2472AHLT48L			\$1,484	\$1,633
	72	66	1 3/16	111	7	VST2466AHLT48R	\$790	\$988		
	72	66	1 3/16	111	7	VSV2466AHLT48R			\$1,448	\$1,593
	72	66	1 3/16	111	7	VST2466AHLT48L	\$790	\$988		
	72	66	1 3/16	111	7	VSV2466AHLT48L			\$1,448	\$1,593
	72	60	1 3/16	104	6	VST2460AHLT48R	\$749	\$956		
	72	60	1 3/16	104	6	VSV2460AHLT48R			\$1,375	\$1,513
	72	60	1 3/16	104	6	VST2460AHLT48L	\$749	\$956		
	72	60	1 3/16	104	6	VSV2460AHLT48L			\$1,375	\$1,513

- use with adjustable height T-Base
- top edge profile on user and approach sides
- top grommet available, specify location; and add \$49 list each

To Order, Specify:

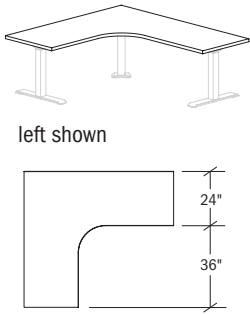
① Model Number	Laminate - VST	Veneer - VSV	
	② Worksurface Material (see page VI3) a.) TFL b.) HPL ③ Laminate Color (see page VI3) a.) Worksurface Color b.) Chassis Color c.) Drawer Color	② Wood Species - Cherry (CH1), Maple (MA1) Walnut (WA1), Black Oak (BO1) or Double Cut (DC1) (see page VI1) ③ Finish Color (see page VI1)	④ Edge Profile (see page VI4) ⑤ Pull Style and Color (see page VI4) ⑥ Optional Grommet Location & Color - Matte Black (MBK) or Arctic Silver (ASL) (see page VI6) ⑦ Other Product Options (see page VI110) ⑧ Accessories (see page VS314) ⑨ Power and Data Options (see page VS324)

Description	D	W	H	CTN WT	CU FT	① Model	TFL Laminate	HPL Laminate	Flat Cut Veneer	Double Cut Veneer
36" d Cockpit Corner Desk Top  left shown 	60	72	1 3/16	168	5	VST3672AHCT24R	\$1,077	\$1,280		
	60	72	1 3/16	168	5	VSV3672AHCT24R			\$1,644	\$1,809
	60	72	1 3/16	168	5	VST3672AHCT24L	\$1,077	\$1,280		
	60	72	1 3/16	168	5	VSV3672AHCT24L			\$1,644	\$1,809
	60	66	1 3/16	141	5	VST3666AHCT24R	\$1,049	\$1,235		
	60	66	1 3/16	155	5	VSV3666AHCT24R			\$1,577	\$1,734
	60	66	1 3/16	141	5	VST3666AHCT24L	\$1,049	\$1,235		
	60	66	1 3/16	155	5	VSV3666AHCT24L			\$1,577	\$1,734
	60	60	1 3/16	141	5	VST3660AHCT24R	\$1,020	\$1,191		
	60	60	1 3/16	141	5	VSV3660AHCT24R			\$1,540	\$1,693
	60	60	1 3/16	141	5	VST3660AHCT24L	\$1,020	\$1,191		
	60	60	1 3/16	141	5	VSV3660AHCT24L			\$1,540	\$1,693

- use with adjustable height T-Base
- top edge profile on user and approach sides
- top grommet available, specify location; and add \$49 list each

30" d Cockpit Corner Desk Top  left shown 	60	72	1 3/16	168	5	VST3072AHCT30R	\$1,077	\$1,280		
	60	72	1 3/16	168	5	VSV3072AHCT30R			\$1,644	\$1,809
	60	72	1 3/16	168	5	VST3072AHCT30L	\$1,077	\$1,280		
	60	72	1 3/16	168	5	VSV3072AHCT30L			\$1,644	\$1,809
	60	66	1 3/16	155	5	VST3066AHCT30R	\$1,049	\$1,235		
	60	66	1 3/16	155	5	VSV3066AHCT30R			\$1,577	\$1,734
	60	66	1 3/16	155	5	VST3066AHCT30L	\$1,049	\$1,235		
	60	66	1 3/16	155	5	VSV3066AHCT30L			\$1,577	\$1,734
	60	60	1 3/16	141	5	VST3060AHCT30R	\$1,020	\$1,191		
	60	60	1 3/16	141	5	VSV3060AHCT30R			\$1,540	\$1,693
	60	60	1 3/16	141	5	VST3060AHCT30L	\$1,020	\$1,191		
	60	60	1 3/16	141	5	VSV3060AHCT30L			\$1,540	\$1,693

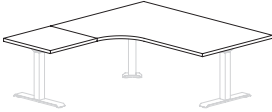
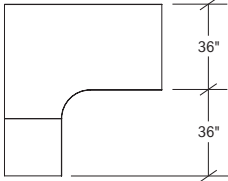
- use with adjustable height T-Base
- top edge profile on user and approach sides
- top grommet available, specify location; and add \$49 list each

Description	D	W	H	CTN WT	CU FT	① Model	TFL Laminate	HPL Laminate	Flat Cut Veneer	Double Cut Veneer
24" d Cockpit Corner Desk Top  left shown	60	72	1 3/16	160	5	VST2472AHCT36R	\$1,077	\$1,280		
	60	72	1 3/16	160	5	VSV2472AHCT36R			\$1,644	\$1,809
	60	72	1 3/16	160	5	VST2472AHCT36L	\$1,077	\$1,280		
	60	72	1 3/16	160	5	VSV2472AHCT36L			\$1,644	\$1,809
	60	66	1 3/16	150	5	VST2466AHCT36R	\$1,049	\$1,235		
	60	66	1 3/16	150	5	VSV2466AHCT36R			\$1,577	\$1,734
	60	66	1 3/16	150	5	VST2466AHCT36L	\$1,049	\$1,235		
	60	66	1 3/16	150	5	VSV2466AHCT36L			\$1,577	\$1,734
	60	60	1 3/16	135	5	VST2460AHCT36R	\$1,020	\$1,191		
	60	60	1 3/16	135	5	VSV2460AHCT36R			\$1,540	\$1,693
	60	60	1 3/16	135	5	VST2460AHCT36L	\$1,020	\$1,191		
	60	60	1 3/16	135	5	VSV2460AHCT36L			\$1,540	\$1,693

- use with adjustable height T-Base
- top edge profile on user and approach sides
- top grommet available, specify location; and add \$49 list each

To Order, Specify:

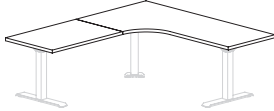
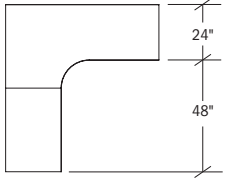
① Model Number	Laminate - VST	Veneer - VSV	
	② Worksurface Material (see page VI3) a.) TFL b.) HPL ③ Laminate Color (see page VI3) a.) Worksurface Color b.) Chassis Color c.) Drawer Color	② Wood Species - Cherry (CH1), Maple (MA1) Walnut (WA1), Black Oak (BO1) or Double Cut (DC1) (see page VI1) ③ Finish Color (see page VI1)	④ Edge Profile (see page VI4) ⑤ Pull Style and Color (see page VI4) ⑥ Optional Grommet Location & Color - Matte Black (MBK) or Arctic Silver (ASL) (see page VI6) ⑦ Other Product Options (see page VI110) ⑧ Accessories (see page VS314) ⑨ Power and Data Options (see page VS324)

Description	D	W	H	CTN WT	CU FT	① Model	TFL Laminate	HPL Laminate	Flat Cut Veneer	Double Cut Veneer
36" d Cockpit Corner Desk Top - Two Piece Top  left shown 	72	72	1 3/16	163	13	VST3672AHCT36R	\$1,228	\$1,437		
	72	72	1 3/16	163	13	VSV3672AHCT36R			\$2,081	\$2,289
	72	72	1 3/16	163	13	VST3672AHCT36L	\$1,228	\$1,437		
	72	72	1 3/16	163	13	VSV3672AHCT36L			\$2,081	\$2,289
	72	66	1 3/16	153	12	VST3666AHCT36R	\$1,204	\$1,401		
	72	66	1 3/16	153	12	VSV3666AHCT36R			\$2,024	\$2,226
	72	66	1 3/16	153	12	VST3666AHCT36L	\$1,204	\$1,401		
	72	66	1 3/16	153	12	VSV3666AHCT36L			\$2,024	\$2,226
	72	60	1 3/16	143	11	VST3660AHCT36R	\$1,180	\$1,365		
	72	60	1 3/16	143	11	VSV3660AHCT36R			\$1,992	\$2,190
	72	60	1 3/16	143	11	VST3660AHCT36L	\$1,180	\$1,365		
	72	60	1 3/16	143	11	VSV3660AHCT36L			\$1,992	\$2,190

- use with adjustable height T-Base
- top edge profile on user and approach sides
- top grommet available, specify location; and add \$49 list each

30" d Cockpit Corner Desk Top - Two Piece Top  left shown 	72	72	1 3/16	144	12	VST3072AHCT42R	\$1,191	\$1,395		
	72	72	1 3/16	144	12	VSV3072AHCT42R			\$2,019	\$2,222
	72	72	1 3/16	144	12	VST3072AHCT42L	\$1,191	\$1,395		
	72	72	1 3/16	144	12	VSV3072AHCT42L			\$2,019	\$2,222
	72	66	1 3/16	136	11	VST3066AHCT42R	\$1,168	\$1,361		
	72	66	1 3/16	136	11	VSV3066AHCT42R			\$1,964	\$2,160
	72	66	1 3/16	136	11	VST3066AHCT42L	\$1,168	\$1,361		
	72	66	1 3/16	136	11	VSV3066AHCT42L			\$1,964	\$2,160
	72	60	1 3/16	128	10	VST3060AHCT42R	\$1,145	\$1,325		
	72	60	1 3/16	128	10	VSV3060AHCT42R			\$1,932	\$2,126
	72	60	1 3/16	128	10	VST3060AHCT42L	\$1,145	\$1,325		
	72	60	1 3/16	128	10	VSV3060AHCT42L			\$1,932	\$2,126

- use with adjustable height T-Base
- top edge profile on user and approach sides
- top grommet available, specify location; and add \$49 list each

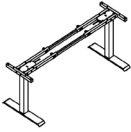
Description	D	W	H	CTN WT	CU FT	① Model	TFL Laminate	HPL Laminate	Flat Cut Veneer	Double Cut Veneer
24" d Cockpit Corner Desk Top - Two Piece Top  left shown 	72	72	1 3/16	91	10	VST2472AHCT48R	\$1,156	\$1,353		
	72	72	1 3/16	91	10	VSV2472AHCT48R			\$1,959	\$2,155
	72	72	1 3/16	91	10	VST2472AHCT48L	\$1,156	\$1,353		
	72	72	1 3/16	91	10	VSV2472AHCT48L			\$1,959	\$2,155
	72	66	1 3/16	85	9	VST2466AHCT48R	\$1,134	\$1,320		
	72	66	1 3/16	85	9	VSV2466AHCT48R			\$1,905	\$2,097
	72	66	1 3/16	85	9	VST2466AHCT48L	\$1,134	\$1,320		
	72	66	1 3/16	85	9	VSV2466AHCT48L			\$1,905	\$2,097
	72	60	1 3/16	78	9	VST2460AHCT48R	\$1,112	\$1,286		
	72	60	1 3/16	78	9	VSV2460AHCT48R			\$1,874	\$2,063
	72	60	1 3/16	78	9	VST2460AHCT48L	\$1,112	\$1,286		
	72	60	1 3/16	78	9	VSV2460AHCT48L			\$1,874	\$2,063

- use with adjustable height T-Base
- top edge profile on user and approach sides
- top grommet available, specify location; and add \$49 list each

To Order, Specify:

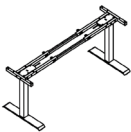
① Model Number	Laminate - VST	Veneer - VSV	
	② Worksurface Material (see page VI3) a.) TFL b.) HPL ③ Laminate Color (see page VI3) a.) Worksurface Color b.) Chassis Color c.) Drawer Color	② Wood Species - Cherry (CH1), Maple (MA1) Walnut (WA1), Black Oak (BO1) or Double Cut (DC1) (see page VI1) ③ Finish Color (see page VI1)	④ Edge Profile (see page VI4) ⑤ Pull Style and Color (see page VI4) ⑥ Optional Grommet Location & Color - Matte Black (MBK) or Arctic Silver (ASL) (see page VI6) ⑦ Other Product Options (see page VI110) ⑧ Accessories (see page VS314) ⑨ Power and Data Options (see page VS324)

Description	D	W	H	CTN WT	CU FT	① Model	List Price
Adjustable Height Base for Table Desk - Standard Range	24	41-68	Adj	69	3	AH24-4168-2TS	\$886



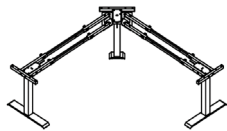
- 26⁵/₁₆" to 46⁵/₁₆" height adjustment
- maximum weight rating 140 lbs. (evenly distributed load)
- push button control pad mounted right or left
- 120" power cord
- specify Matte Black (MBK), Arctic Silver (ASL) or White (WH) base finish
- ships KD
- casters available, order AHCAST separately, see page VS33
- preset control available, order AH-3PDC separately, see page VS33

Adjustable Height Base for Table Desk - Extended Range	24	41-68	Adj	78	3	AH24-4168-2TE	\$1,033
--	----	-------	-----	----	---	---------------	---------



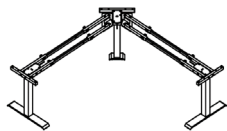
- 21¹/₁₆" to 47¹/₁₆" height adjustment
- maximum weight rating 140 lbs. (evenly distributed load)
- push button control pad mounted right or left
- key pad features height display with three memory settings
- display will reference position to the nearest 1/2"
- 120" power cord
- specify Matte Black (MBK), Arctic Silver (ASL) or White (WH) base finish
- ships KD
- casters available, order AHCAST separately, see page VS33

Adjustable Height Base for Corner and L-Unit - Standard Range	24	54-72	Adj	72	7	AH24-5472-3TS	\$1,471
---	----	-------	-----	----	---	---------------	---------



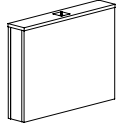
- 26⁵/₁₆" to 46⁵/₁₆" height adjustment
- maximum weight rating 140 lbs. (evenly distributed load)
- push button control pad mounted right or left
- 120" power cord
- specify Matte Black (MBK), Arctic Silver (ASL) or White (WH) base finish
- ships KD
- preset control available, order AH-3PDC separately, see page VS33

Adjustable Height Base for Corner and L-Unit - Extended Range	24	54-72	Adj	79	7	AH24-5472-3TE	\$1,677
---	----	-------	-----	----	---	---------------	---------



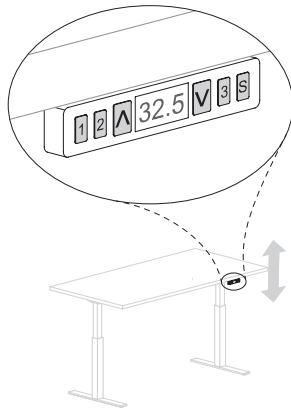
- 21¹/₁₆" to 47¹/₁₆" height adjustment
- maximum weight rating 140 lbs. (evenly distributed load)
- push button control pad mounted right or left
- key pad features height display with three memory settings
- display will reference position to the nearest 1/2"
- 120" power cord
- specify Matte Black (MBK), Arctic Silver (ASL) or White (WH) base finish
- ships KD

Description	D	W	H	CTN WT	CU FT	① Model	Laminate	Flat Cut Veneer	Double Cut Veneer
Shroud for Standard Range T-Base Tables	5 5/16	29 13/16	22 3/4	41	4	VST0630AHTP	\$564		
	5 5/16	29 13/16	22 3/4	41	4	VSV0630AHTP		\$993	\$1,093



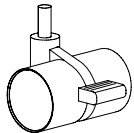
- use with 36" or 30" d standard range T base legs
- encapsulates legs to give a more finished look
- sold separately

Description	D	W	H	CTN WT	CU FT	① Model	List Price
3 Preset Digital Control Upgrade for Standard Range Bases				1	1	AH-3PDC	\$57



- use as an alternative control to standard range T base or case HAT models
- come pre-included with extended T base or cantilever HAT models
- key pad features height display with three memory settings
- display will reference position to the nearest 1/2"
- 120" power cord

Caster Kit				1	1	AHCAST	\$69
------------	--	--	--	---	---	--------	------



- two locking and two non-locking
- add 1 1/2" to table height
- can be used with 2 leg height adjustable bases

To Order, Specify:

① Model Number

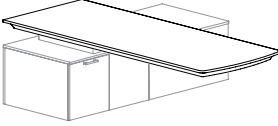
Laminate - VST

Veneer - VSV

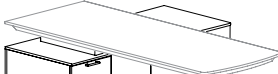
- ② Worksurface Material (see page VI3)
 - a.) TFL
 - b.) HPL
- ③ Laminate Color (see page VI3)
 - a.) Worksurface Color
 - b.) Chassis Color
 - c.) Drawer Color

- ② Wood Species - Cherry (CH1), Maple (MA1)
Walnut (WA1), Black Oak (BO1) or
Double Cut (DC1) (see page VI1)
- ③ Finish Color (see page VI1)

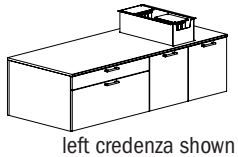
- ④ Edge Profile (see page VI4)
- ⑤ Pull Style and Color (see page VI4)
- ⑥ Optional Grommet Location & Color -
Matte Black (MBK) or Arctic Silver (ASL)
(see page VI6)
- ⑦ Other Product Options (see page VI110)
- ⑧ Accessories (see page VS314)
- ⑨ Power and Data Options (see page VS324)

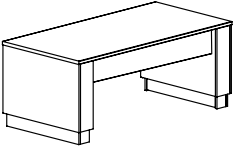
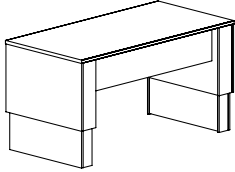
Description	D	W	H	CTN WT	CU FT	① Model	TFL Laminate	HPL Laminate	Flat Cut Veneer	Double Cut Veneer
 left top shown	36	92	Adj	139	12	VST3692AHCVR	\$4,064	\$4,353		
	36	92	Adj	139	12	VSV3692AHCVR			\$4,835	\$5,077
	36	92	Adj	139	12	VST3692AHCVL	\$4,064	\$4,353		
	36	92	Adj	139	12	VSV3692AHCVL			\$4,835	\$5,077
	36	80	Adj	126	11	VST3680AHCVR	\$3,890	\$4,143		
	36	80	Adj	126	11	VSV3680AHCVR			\$4,683	\$4,917
	36	80	Adj	126	11	VST3680AHCVL	\$3,890	\$4,143		
	36	80	Adj	126	11	VSV3680AHCVL			\$4,683	\$4,917

- use with credenza support for cantilever table top
- 28 3/4" to 42" height adjustment
- top grommet available, specify location; and add \$49 list each
- maximum weight rating 150 lbs. (evenly distributed load)
- push button control pad mounted right or left
- key pad features height display with three memory settings
- display will reference position to the nearest 1/2"
- 120" power cord
- electrical cut out to fit an EC10, EC11 and EC12 available, specify location and order separately
- specify finish from top separately from apron

Description	D	W	H	CTN WT	CU FT	① Model	Laminate	Flat Cut Veneer	Double Cut Veneer
 right credenza shown	30	72	20	1095	43	VSTB3072CMR	\$21,583		
	30	72	20	1095	43	VSVB3072CMR		\$22,518	\$23,644
	30	72	20	1095	43	VSTB3072CML	\$21,583		
	30	72	20	1095	43	VSVB3072CML		\$22,518	\$23,644

- use with cantilever table top
- box/file drawer configuration determines hand of unit
- locking available, specify and add \$109 list
- height adjustable mechanism ships with credenza
- wall access cut out available, specify and add \$165 list
- specify Matte Black (MBK), Arctic Silver (ASL), Pewter (PEW), Soft Nickel (SNK), Aged Bronze (ABZ), Soft Bronze (SBZ) or Gold (GLD) metal finish



Description	D	W	H	CTN WT	CU FT	① Model	TFL Laminate	HPL Laminate	Flat Cut Veneer	Double Cut Veneer
Adjustable Height Table Desk  	36	72	Adj	327	52	VST3672AHD	\$4,003	\$4,210		
	36	72	Adj	327	52	VSV3672AHD			\$5,871	\$6,282
	36	66	Adj	318	48	VST3666AHD	\$3,985	\$4,180		
	36	66	Adj	318	48	VSV3666AHD			\$5,830	\$6,238
	36	60	Adj	308	43	VST3660AHD	\$3,966	\$4,157		
	36	60	Adj	308	43	VSV3660AHD			\$5,788	\$6,195
	30	72	Adj	285	44	VST3072AHD	\$3,913	\$4,104		
	30	72	Adj	285	44	VSV3072AHD			\$5,701	\$6,101
	30	66	Adj	276	40	VST3066AHD	\$3,899	\$4,081		
	30	66	Adj	276	40	VSV3066AHD			\$5,665	\$6,062
	30	60	Adj	267	37	VST3060AHD	\$3,887	\$4,056		
	30	60	Adj	267	37	VSV3060AHD			\$5,630	\$6,025

- 29 1/2" to 49 1/8" height adjustment
- top edge profile on user side and approach sides
- top grommet available, specify location; and add \$49 list each
- maximum weight rating 140 lbs. (evenly distributed load)
- telescoping end panels
- 12" hanging modesty panel included, travels with top
- push button control pad mounted right or left
- 120" power cord
- ships KD
- electrical cut out to fit an EC10, EC11 and EC12 available, specify location and order separately
- wire access cut out in modesty panel, specify and add \$45 list

To Order, Specify:

① Model Number

Laminate - VST

Veneer - VSV

② Worksurface Material (see page V13)

- a.) TFL
- b.) HPL

③ Laminate Color (see page V13)

- a.) Worksurface Color
- b.) Chassis Color
- c.) Drawer Color

② Wood Species - Cherry (CH1), Maple (MA1)

- Walnut (WA1), Black Oak (BO1) or Double Cut (DC1) (see page V11)

③ Finish Color (see page V11)

④ Edge Profile (see page V14)

⑤ Pull Style and Color (see page V14)

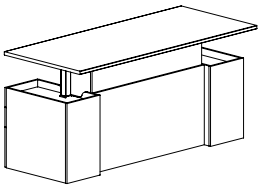
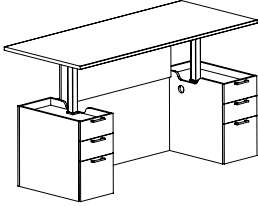
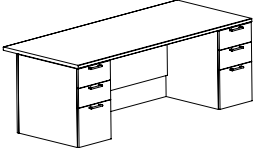
⑥ Optional Grommet Location & Color - Matte Black (MBK) or Arctic Silver (ASL) (see page V16)

⑦ Other Product Options (see page V1110)

⑧ Accessories (see page VS314)

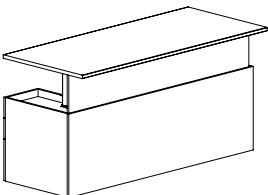
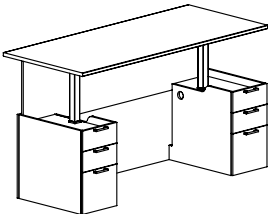
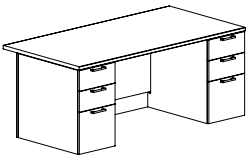
⑨ Power and Data Options (see page VS324)

Description	D	W	H	CTN WT	CU FT	① Model	TFL Laminate	HPL Laminate	Flat Cut Veneer	Double Cut Veneer
Adjustable Height Double Pedestal Desk with Break Front Modesty Panel	36	84	Adj	394	60	VST3684AHDD	\$5,072	\$5,282		
	36	84	Adj	394	60	VSV3684AHDD			\$7,023	\$7,498
	36	72	Adj	373	52	VST3672AHDD	\$4,997	\$5,203		
	36	72	Adj	373	52	VSV3672AHDD			\$6,919	\$7,387
	36	66	Adj	357	48	VST3666AHDD	\$4,963	\$5,160		
	36	66	Adj	357	48	VSV3666AHDD			\$6,858	\$7,323
Adjustable Height Double Pedestal Desk with Flush Modesty Panel	30	84	Adj	381	51	VST3084AHDD	\$5,048	\$5,242		
	30	84	Adj	381	51	VSV3084AHDD			\$6,958	\$7,429
	30	72	Adj	356	44	VST3072AHDD	\$4,973	\$5,164		
	30	72	Adj	356	44	VSV3072AHDD			\$6,855	\$7,319
	30	66	Adj	344	40	VST3066AHDD	\$4,936	\$5,117		
	30	66	Adj	344	40	VSV3066AHDD			\$6,798	\$7,257

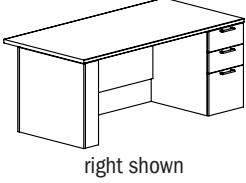
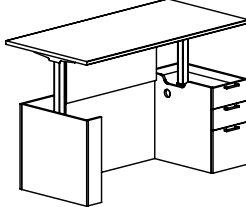


- 29 1/2" to 49 1/8" height adjustment
- top edge profile on user side and approach sides
- top grommet available, specify location; and add \$49 list each
- maximum weight rating 140 lbs. (evenly distributed load)
- hanging modesty panel included, travels with top
- push button control pad mounted right or left
- 120" power cord
- specify Matte Black (MBK) or Arctic Silver (ASL) or White (WH) metal finish
- locking available, specify and add \$78 list
- electrical cut out to fit an EC10, EC11 and EC12 available, specify location and order separately
- wire access cut out in modesty panel, specify and add \$45 list

Adjustable Height Double Pedestal Desk with Flush Modesty Panel	36	84	Adj.	417	60	VST3684AHDDF	\$4,827	\$5,037		
	36	84	Adj.	417	60	VSV3684AHDDF			\$7,099	\$7,578
	36	72	Adj.	398	52	VST3672AHDDF	\$4,755	\$4,962		
	36	72	Adj.	398	52	VSV3672AHDDF			\$6,994	\$7,466
	36	66	Adj.	379	48	VST3666AHDDF	\$4,720	\$4,917		
	36	66	Adj.	379	48	VSV3666AHDDF			\$6,929	\$7,398



- 29 1/2" to 49 1/8" height adjustment
- top edge profile on user side and approach sides
- top grommet available, specify location; and add \$49 list each
- maximum weight rating 140 lbs. (evenly distributed load)
- hanging modesty panel included, travels with top
- push button control pad mounted right or left
- 120" power cord
- specify Matte Black (MBK) or Arctic Silver (ASL) or White (WH) metal finish
- locking available, specify and add \$78 list
- electrical cut out to fit an EC10, EC11 and EC12 available, specify location and order separately
- wire access cut out in modesty panel, specify and add \$45 list

Description	D	W	H	CTN WT	CU FT	① Model	TFL Laminate	HPL Laminate	Flat Cut Veneer	Double Cut Veneer
Adjustable Height Single Pedestal Desk with Break Front Modesty Panel	36	72	Adj.	357	52	VST3672AHRD	\$4,752	\$4,958		
	36	72	Adj.	357	52	VSV3672AHRD			\$6,674	\$7,142
	36	72	Adj.	357	52	VST3672AHL D	\$4,752	\$4,958		
	36	72	Adj.	357	52	VSV3672AHL D			\$6,674	\$7,142
	36	66	Adj.	345	48	VST3666AHRD	\$4,718	\$4,915		
	36	66	Adj.	345	48	VSV3666AHRD			\$6,613	\$7,078
	36	66	Adj.	345	48	VST3666AHL D	\$4,718	\$4,915		
	36	66	Adj.	345	48	VSV3666AHL D			\$6,613	\$7,078
	36	60	Adj.	333	43	VST3660AHRD	\$4,687	\$4,878		
	36	60	Adj.	333	43	VSV3660AHRD			\$6,552	\$7,011
	36	60	Adj.	333	43	VST3660AHL D	\$4,687	\$4,878		
	36	60	Adj.	333	43	VSV3660AHL D			\$6,552	\$7,011
	30	72	Adj.	362	44	VST3072AHRD	\$4,728	\$4,919		
	30	72	Adj.	362	44	VSV3072AHRD			\$6,610	\$7,074
	30	72	Adj.	362	44	VST3072AHL D	\$4,728	\$4,919		
	30	72	Adj.	362	44	VSV3072AHL D			\$6,610	\$7,074
	30	66	Adj.	350	40	VST3066AHRD	\$4,691	\$4,872		
	30	66	Adj.	350	40	VSV3066AHRD			\$6,553	\$7,012
	30	66	Adj.	350	40	VST3066AHL D	\$4,691	\$4,872		
	30	66	Adj.	350	40	VSV3066AHL D			\$6,553	\$7,012
	30	60	Adj.	338	37	VST3060AHRD	\$4,653	\$4,823		
	30	60	Adj.	338	37	VSV3060AHRD			\$6,496	\$6,951
	30	60	Adj.	338	37	VST3060AHL D	\$4,653	\$4,823		
	30	60	Adj.	338	37	VSV3060AHL D			\$6,496	\$6,951

- 29 1/2" to 49 1/8" height adjustment
- top edge profile on user side and approach sides
- top grommet available, specify location; and add \$49 list each
- maximum weight rating 140 lbs. (evenly distributed load)
- hanging modesty panel included, travels with top
- push button control pad mounted right or left
- 120" power cord
- specify Matte Black (MBK) or Arctic Silver (ASL) or White (WH) metal finish
- locking available, specify and add \$78 list
- electrical cut out to fit an EC10, EC11 and EC12 available, specify location and order separately
- wire access cut out in modesty panel, specify and add \$45 list

To Order, Specify:

① Model Number

Laminate - VST

Veneer - VSV

② Worksurface Material (see page VI3)

- a.) TFL
- b.) HPL

③ Laminate Color (see page VI3)

- a.) Worksurface Color
- b.) Chassis Color
- c.) Drawer Color

② Wood Species - Cherry (CH1), Maple (MA1)

- Walnut (WA1), Black Oak (BO1) or Double Cut (DC1) (see page VI1)

③ Finish Color (see page VI1)

④ Edge Profile (see page VI4)

⑤ Pull Style and Color (see page VI4)

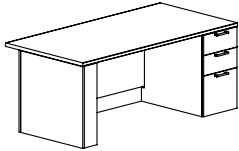
⑥ Optional Grommet Location & Color - Matte Black (MBK) or Arctic Silver (ASL) (see page VI6)

⑦ Other Product Options (see page VI110)

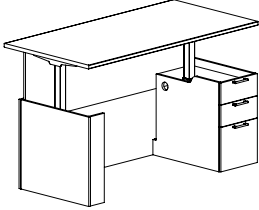
⑧ Accessories (see page VS314)

⑨ Power and Data Options (see page VS324)

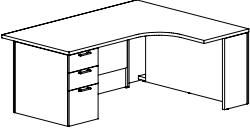
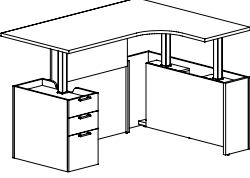
Description	D	W	H	CTN WT	CU FT	① Model	TFL Laminate	HPL Laminate	Flat Cut Veneer	Double Cut Veneer
Adjustable Height Single Pedestal Desk with Flush Modesty Panel	36	72	Adj.	352	52	VST3672AHRDF	\$4,510	\$4,717		
	36	72	Adj.	352	52	VSV3672AHRDF			\$6,749	\$7,221
	36	72	Adj.	352	52	VST3672AHLDF	\$4,510	\$4,717		
	36	72	Adj.	352	52	VSV3672AHLDF			\$6,749	\$7,221
	36	66	Adj.	340	48	VST3666AHRDF	\$4,475	\$4,672		
	36	66	Adj.	340	48	VSV3666AHRDF			\$6,684	\$7,153
	36	66	Adj.	340	48	VST3666AHLDF	\$4,475	\$4,672		
	36	66	Adj.	340	48	VSV3666AHLDF			\$6,684	\$7,153
	36	60	Adj.	328	43	VST3660AHRDF	\$4,440	\$4,631		
	36	60	Adj.	328	43	VSV3660AHRDF			\$6,620	\$7,083
	36	60	Adj.	328	43	VST3660AHLDF	\$4,440	\$4,631		
	36	60	Adj.	328	43	VSV3660AHLDF			\$6,620	\$7,083



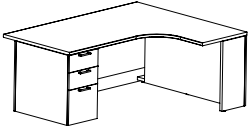
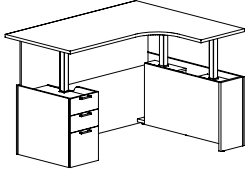
right shown



- 6" front overhang
- 29 1/2" to 49 1/8" height adjustment
- top edge profile on user side and approach sides
- top grommet available, specify location; and add \$49 list each
- maximum weight rating 140 lbs. (evenly distributed load)
- hanging modesty panel included, travels with top
- push button control pad mounted right or left
- 120" power cord
- specify Matte Black (MBK) or Arctic Silver (ASL) or White (WH) metal finish
- locking available, specify and add \$78 list
- electrical cut out to fit an EC10, EC11 and EC12 available, specify location and order separately
- wire access cut out in modesty panel, specify and add \$45 list

Description	D	W	H	CTN WT	CU FT	① Model	TFL Laminate	HPL Laminate	Flat Cut Veneer	Double Cut Veneer
36" d Adjustable Height Corner Desk - Break Front Modesty Panel  left shown 	60	72	Adj.	446	40	VST3672-C24AHBR	\$5,863	\$6,168		
	60	72	Adj.	446	41	VSV3672-C24AHBR			\$8,081	\$8,647
	60	72	Adj.	446	41	VST3672-C24AHBL	\$5,863	\$6,168		
	60	72	Adj.	446	41	VSV3672-C24AHBL			\$8,081	\$8,647
	60	66	Adj.	432	40	VST3666-C24AHBR	\$5,813	\$6,115		
	60	66	Adj.	432	39	VSV3666-C24AHBR			\$8,052	\$8,615
	60	66	Adj.	432	39	VST3666-C24AHBL	\$5,813	\$6,115		
	60	66	Adj.	432	39	VSV3666-C24AHBL			\$8,052	\$8,615

- 29 1/2" to 49 1/8" height adjustment
- top edge profile on user side and approach sides
- top grommet available, specify location; and add \$49 list each
- maximum weight rating 140 lbs. (evenly distributed load)
- hanging modesty panel included, travels with top
- push button control pad mounted right or left
- 120" power cord
- specify Matte Black (MBK) or Arctic Silver (ASL) or White (WH) metal finish
- locking available, specify and add \$78 list
- electrical cut out to fit an EC10, EC11 and EC12 available, specify location and order separately
- wire access cut out in modesty panel, specify and add \$45 list

36" d Adjustable Height Corner Desk - Flush Modesty Panel  left shown 	60	72	Adj.	464	42	VST3672-C24AHFR	\$5,687	\$5,989		
	60	72	Adj.	464	42	VSV3672-C24AHFR			\$7,898	\$8,451
	60	72	Adj.	464	42	VST3672-C24AHFL	\$5,687	\$5,989		
	60	72	Adj.	464	42	VSV3672-C24AHFL			\$7,898	\$8,451
	60	66	Adj.	450	41	VST3666-C24AHFR	\$5,633	\$5,935		
	60	66	Adj.	450	41	VSV3666-C24AHFR			\$7,792	\$8,338
	60	66	Adj.	450	41	VST3666-C24AHFL	\$5,633	\$5,935		
	60	66	Adj.	450	41	VSV3666-C24AHFL			\$7,792	\$8,338

- 29 1/2" to 49 1/8" height adjustment
- top edge profile on user side and approach sides
- top grommet available, specify location; and add \$49 list each
- maximum weight rating 140 lbs. (evenly distributed load)
- hanging modesty panel included, travels with top
- push button control pad mounted right or left
- 120" power cord
- specify Matte Black (MBK) or Arctic Silver (ASL) or White (WH) metal finish
- locking available, specify and add \$78 list
- electrical cut out to fit an EC10, EC11 and EC12 available, specify location and order separately
- wire access cut out in modesty panel, specify and add \$45 list

To Order, Specify:

① Model Number

Laminate - VST

Veneer - VSV

② Worksurface Material (see page VI3)

- a.) TFL
- b.) HPL

③ Laminate Color (see page VI3)

- a.) Worksurface Color
- b.) Chassis Color
- c.) Drawer Color

② Wood Species - Cherry (CH1), Maple (MA1)

- Walnut (WA1), Black Oak (BO1) or
- Double Cut (DC1) (see page VI1)

③ Finish Color (see page VI1)

④ Edge Profile (see page VI4)

⑤ Pull Style and Color (see page VI4)

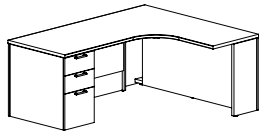
⑥ Optional Grommet Location & Color - Matte Black (MBK) or Arctic Silver (ASL) (see page VI6)

⑦ Other Product Options (see page VI110)

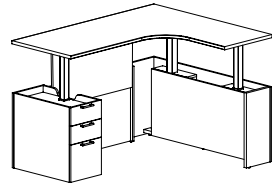
⑧ Accessories (see page VS314)

⑨ Power and Data Options (see page VS324)

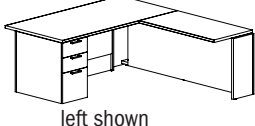
Description	D	W	H	CTN WT	CU FT	① Model	TFL Laminate	HPL Laminate	Flat Cut Veneer	Double Cut Veneer
30' d Adjustable Height Corner Desk - Break Front Modesty Panel	60	72	Adj.	446	41	VST3072-C30AHBR	\$5,863	\$6,168		
	60	72	Adj.	446	41	VSV3072-C30AHBR			\$8,081	\$8,647
	60	72	Adj.	446	41	VST3072-C30AHBL	\$5,863	\$6,168		
	60	72	Adj.	446	41	VSV3072-C30AHBL			\$8,081	\$8,647
	60	66	Adj.	434	39	VST3066-C30AHBR	\$5,813	\$6,115		
	60	66	Adj.	434	39	VSV3066-C30AHBR			\$8,052	\$8,615
	60	66	Adj.	434	39	VST3066-C30AHBL	\$5,813	\$6,115		
	60	66	Adj.	434	39	VSV3066-C30AHBL			\$8,052	\$8,615



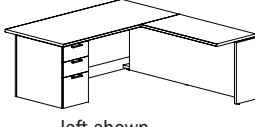
left shown



- 29 1/2" to 49 1/8" height adjustment
- top edge profile on user side and approach sides
- top grommet available, specify location; and add \$49 list each
- maximum weight rating 140 lbs. (evenly distributed load)
- hanging modesty panel included, travels with top
- push button control pad mounted right or left
- 120" power cord
- specify Matte Black (MBK) or Arctic Silver (ASL) or White (WH) metal finish
- locking available, specify and add \$78 list
- electrical cut out to fit an EC10, EC11 and EC12 available, specify location and order separately
- wire access cut out in modesty panel, specify and add \$45 list

Description	D	W	H	CTN WT	CU FT	① Model	TFL Laminate	HPL Laminate	Flat Cut Veneer	Double Cut Veneer
36" d Adjustable Height L-Shaped Desk with 48" d Bridge - Break Front Modesty Panel 	84	72	Adj.	516	47	VST3672-U48AHBR	\$5,869	\$6,131		
	84	72	Adj.	516	47	VSV3672-U48AHBR			\$8,200	\$8,774
	84	72	Adj.	516	47	VST3672-U48AHBL	\$5,869	\$6,131		
	84	72	Adj.	516	47	VSV3672-U48AHBL			\$8,200	\$8,774
	84	66	Adj.	502	46	VST3666-U48AHBR	\$5,835	\$6,083		
	84	66	Adj.	502	46	VSV3666-U48AHBR			\$8,137	\$8,706
	84	66	Adj.	502	46	VST3666-U48AHBL	\$5,835	\$6,083		
	84	66	Adj.	502	46	VSV3666-U48AHBL			\$8,137	\$8,706

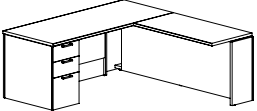
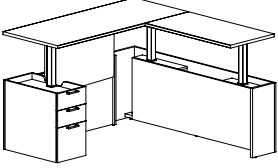
- 29 1/2" to 49 1/8" height adjustment
- top edge profile on user side and approach sides
- top grommet available, specify location; and add \$49 list each
- 1" gap at the end of bridge worksurface
- maximum weight rating 140 lbs. (evenly distributed load)
- hanging modesty panel included, travels with top
- push button control pad mounted right or left
- 120" power cord
- specify Matte Black (MBK) or Arctic Silver (ASL) or White (WH) metal finish
- locking available, specify and add \$78 list
- electrical cut out to fit an EC10, EC11 and EC12 available, specify location and order separately
- wire access cut out in modesty panel, specify and add \$45 list

36" d Adjustable Height L-Shaped Desk with 48" d Bridge - Flush Modesty Panel 	84	72	Adj.	534	45	VST3672-U48AHFR	\$5,707	\$5,969		
	84	72	Adj.	534	45	VSV3672-U48AHFR			\$8,006	\$8,567
	84	72	Adj.	534	45	VST3672-U48AHFL	\$5,707	\$5,969		
	84	72	Adj.	534	45	VSV3672-U48AHFL			\$8,006	\$8,567
	84	66	Adj.	520	44	VST3666-U48AHFR	\$5,670	\$5,917		
	84	66	Adj.	520	44	VSV3666-U48AHFR			\$7,940	\$8,496
	84	66	Adj.	520	44	VST3666-U48AHFL	\$5,670	\$5,917		
	84	66	Adj.	520	44	VSV3666-U48AHFL			\$7,940	\$8,496

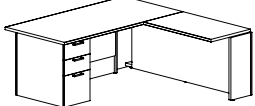
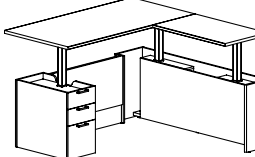
- 29 1/2" to 49 1/8" height adjustment
- top edge profile on user side and approach sides
- top grommet available, specify location; and add \$49 list each
- 1" gap at the end of bridge worksurface
- maximum weight rating 140 lbs. (evenly distributed load)
- hanging modesty panel included, travels with top
- push button control pad mounted right or left
- 120" power cord
- specify Matte Black (MBK) or Arctic Silver (ASL) or White (WH) metal finish
- locking available, specify and add \$78 list
- electrical cut out to fit an EC10, EC11 and EC12 available, specify location and order separately
- wire access cut out in modesty panel, specify and add \$45 list

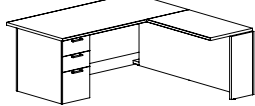
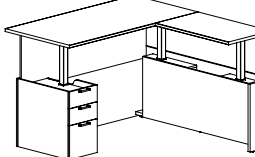
To Order, Specify:

① Model Number	Laminate - VST	Veneer - VSV	
	② Worksurface Material (see page V13) a.) TFL b.) HPL	② Wood Species - Cherry (CH1), Maple (MA1) Walnut (WA1), Black Oak (BO1) or Double Cut (DC1) (see page V11)	④ Edge Profile (see page V14)
	③ Laminate Color (see page V13) a.) Worksurface Color b.) Chassis Color c.) Drawer Color	③ Finish Color (see page V11)	⑤ Pull Style and Color (see page V14)
			⑥ Optional Grommet Location & Color - Matte Black (MBK) or Arctic Silver (ASL) (see page V16)
			⑦ Other Product Options (see page V1110)
			⑧ Accessories (see page VS314)
			⑨ Power and Data Options (see page VS324)

Description	D	W	H	CTN WT	CU FT	① Model	TFL Laminate	HPL Laminate	Flat Cut Veneer	Double Cut Veneer
30" d Adjustable Height L-Shaped Desk with 48" d Bridge - Break Front Modesty Panel  left shown 	78	72	Adj.	471	46	VST3072-U48AHBR	\$5,845	\$6,096		
	78	72	Adj.	471	46	VSV3072-U48AHBR			\$8,133	\$8,704
	78	72	Adj.	471	46	VST3072-U48AHBL	\$5,845	\$6,096		
	78	72	Adj.	471	46	VSV3072-U48AHBL			\$8,133	\$8,704
	78	66	Adj.	501	45	VST3066-U48AHBR	\$5,807	\$6,048		
	78	66	Adj.	501	45	VSV3066-U48AHBR			\$8,076	\$8,642
	78	66	Adj.	501	45	VST3066-U48AHBL	\$5,807	\$6,048		
	78	66	Adj.	501	45	VSV3066-U48AHBL			\$8,076	\$8,642

- 29 1/2" to 49 1/8" height adjustment
- top edge profile on user side and approach sides
- top grommet available, specify location; and add \$49 list each
- 1" gap at the end of bridge worksurface
- maximum weight rating 140 lbs. (evenly distributed load)
- hanging modesty panel included, travels with top
- push button control pad mounted right or left
- 120" power cord
- specify Matte Black (MBK) or Arctic Silver (ASL) or White (WH) metal finish
- locking available, specify and add \$78 list
- electrical cut out to fit an EC10, EC11 and EC12 available, specify location and order separately
- wire access cut out in modesty panel, specify and add \$45 list

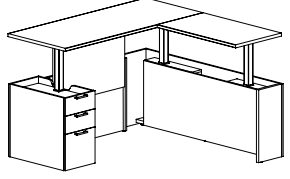
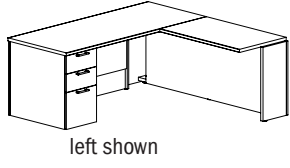
Description	D	W	H	CTN WT	CU FT	① Model	TFL Laminate	HPL Laminate	Flat Cut Veneer	Double Cut Veneer	
36" d Adjustable Height L-Shaped Desk with 42" d Bridge - Break Front Modesty Panel  left shown 	78	72	Adj.	499	45	VST3672-U42AHBR	\$5,838	\$6,101			
	78	72	Adj.	499	45	VSV3672-U42AHBR			\$8,159	\$8,731	
	78	72	Adj.	499	45	VST3672-U42AHBL	\$5,838	\$6,101			
	78	72	Adj.	499	45	VSV3672-U42AHBL			\$8,159	\$8,731	
	78	66	Adj.	485	44	VST3666-U42AHBR	\$5,805	\$6,056			
	78	66	Adj.	485	44	VSV3666-U42AHBR			\$8,097	\$8,666	
	78	66	Adj.	485	44	VST3666-U42AHBL	\$5,805	\$6,056			
	78	66	Adj.	485	44	VSV3666-U42AHBL			\$8,097	\$8,666	
	<ul style="list-style-type: none"> • 29 1/2" to 49 1/8" height adjustment • top edge profile on user side • top grommet available, specify location; and add \$49 list each • 1" gap at the end of bridge worksurface • maximum weight rating 140 lbs. (evenly distributed load) • hanging modesty panel included, travels with top • push button control pad mounted right or left • 120" power cord • specify Matte Black (MBK) or Arctic Silver (ASL) or White (WH) metal finish • locking available, specify and add \$78 list • electrical cut out to fit an EC10, EC11 and EC12 available, specify location and order separately • wire access cut out in modesty panel, specify and add \$45 list 										

36" d Adjustable Height L-Shaped Desk with 42" d Bridge - Flush Modesty Panel  left shown 	78	72	Adj.	518	43	VST3672-U42AHFR	\$5,674	\$5,928		
	78	72	Adj.	518	43	VSV3672-U42AHFR			\$7,960	\$8,519
	78	72	Adj.	518	43	VST3672-U42AHFL	\$5,674	\$5,928		
	78	72	Adj.	518	43	VSV3672-U42AHFL			\$7,960	\$8,519
	78	66	Adj.	504	42	VST3666-U42AHFR	\$5,639	\$5,890		
	78	66	Adj.	504	42	VSV3666-U42AHFR			\$7,894	\$8,448
	78	66	Adj.	504	42	VST3666-U42AHFL	\$5,639	\$5,890		
	78	66	Adj.	504	42	VSV3666-U42AHFL			\$7,894	\$8,448
<ul style="list-style-type: none"> • 29 1/2" to 49 1/8" height adjustment • top edge profile on user side and approach sides • top grommet available, specify location; and add \$49 list each • 1" gap at the end of bridge worksurface • maximum weight rating 140 lbs. (evenly distributed load) • hanging modesty panel included, travels with top • push button control pad mounted right or left • 120" power cord • specify Matte Black (MBK) or Arctic Silver (ASL) or White (WH) metal finish • locking available, specify and add \$78 list • electrical cut out to fit an EC10, EC11 and EC12 available, specify location and order separately • wire access cut out in modesty panel, specify and add \$45 list 										

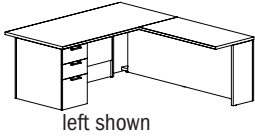
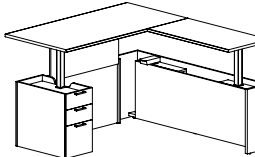
To Order, Specify:

① Model Number	Laminate - VST	Veneer - VSV	④ Edge Profile (see page VI4)
	② Worksurface Material (see page VI3) a.) TFL b.) HPL	② Wood Species - Cherry (CH1), Maple (MA1) Walnut (WA1), Black Oak (BO1) or Double Cut (DC1) (see page VI1)	⑤ Pull Style and Color (see page VI4)
	③ Laminate Color (see page VI3) a.) Worksurface Color b.) Chassis Color c.) Drawer Color	③ Finish Color (see page VI1)	⑥ Optional Grommet Location & Color - Matte Black (MBK) or Arctic Silver (ASL) (see page VI6)
			⑦ Other Product Options (see page VI110)
			⑧ Accessories (see page VS314)
			⑨ Power and Data Options (see page VS324)

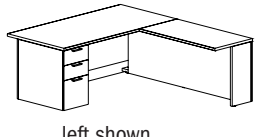
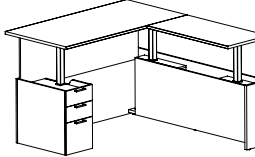
Description	D	W	H	CTN WT	CU FT	① Model	TFL Laminate	HPL Laminate	Flat Cut Veneer	Double Cut Veneer
30" d Adjustable Height L-Shaped Desk with 42" d Bridge - Break Front Modesty Panel	72	72	Adj.	485	44	VST3072-U42AHBR	\$5,813	\$6,056		
	72	72	Adj.	485	44	VSV3072-U42AHBR			\$8,095	\$8,663
	72	72	Adj.	485	44	VST3072-U42AHBL	\$5,813	\$6,056		
	72	72	Adj.	485	44	VSV3072-U42AHBL			\$8,095	\$8,663
	72	66	Adj.	472	43	VST3066-U42AHBR	\$5,776	\$6,008		
	72	66	Adj.	472	43	VSV3066-U42AHBR			\$8,037	\$8,600
	72	66	Adj.	472	43	VST3066-U42AHBL	\$5,776	\$6,008		
	72	66	Adj.	472	43	VSV3066-U42AHBL			\$8,037	\$8,600



- 29 1/2" to 49 1/8" height adjustment
- top edge profile on user side and approach sides
- top grommet available, specify location; and add \$49 list each
- 1" gap at the end of bridge worksurface
- maximum weight rating 140 lbs. (evenly distributed load)
- hanging modesty panel included, travels with top
- push button control pad mounted right or left
- 120" power cord
- specify Matte Black (MBK) or Arctic Silver (ASL) or White (WH) metal finish
- locking available, specify and add \$78 list
- electrical cut out to fit an EC10, EC11 and EC12 available, specify location and order separately
- wire access cut out in modesty panel, specify and add \$45 list

Description	D	W	H	CTN WT	CU FT	① Model	TFL Laminate	HPL Laminate	Flat Cut Veneer	Double Cut Veneer
36" d Adjustable Height L-Shaped Desk with 48" d Return - Break Front Modesty Panel  left shown 	84	72	Adj.	516	47	VST3672-L48AHBR	\$5,869	\$6,131		
	84	72	Adj.	516	47	VSV3672-L48AHBR			\$8,200	\$8,774
	84	72	Adj.	516	47	VST3672-L48AHBL	\$5,869	\$6,131		
	84	72	Adj.	516	47	VSV3672-L48AHBL			\$8,200	\$8,774
	84	66	Adj.	502	46	VST3666-L48AHBR	\$5,835	\$6,083		
	84	66	Adj.	502	46	VSV3666-L48AHBR			\$8,137	\$8,706
	84	66	Adj.	502	46	VST3666-L48AHBL	\$5,835	\$6,083		
	84	66	Adj.	502	46	VSV3666-L48AHBL			\$8,137	\$8,706

- 29 1/2" to 49 1/8" height adjustment
- top edge profile on user side and approach sides
- top grommet available, specify location; and add \$49 list each
- maximum weight rating 140 lbs. (evenly distributed load)
- hanging modesty panel included, travels with top
- push button control pad mounted right or left
- 120" power cord
- specify Matte Black (MBK) or Arctic Silver (ASL) or White (WH) metal finish
- locking available, specify and add \$78 list
- electrical cut out to fit an EC10, EC11 and EC12 available, specify location and order separately
- wire access cut out in modesty panel, specify and add \$45 list

36" d Adjustable Height L-Shaped Desk with 48" d Return - Flush Modesty Panel  left shown 	84	72	Adj.	534	45	VST3672-L48AHFR	\$5,707	\$5,969		
	84	72	Adj.	534	45	VSV3672-L48AHFR			\$8,006	\$8,567
	84	72	Adj.	534	45	VST3672-L48AHFL	\$5,707	\$5,969		
	84	72	Adj.	534	45	VSV3672-L48AHFL			\$8,006	\$8,567
	84	66	Adj.	520	44	VST3666-L48AHFR	\$5,670	\$5,917		
	84	66	Adj.	520	44	VSV3666-L48AHFR			\$7,940	\$8,496
	84	66	Adj.	520	44	VST3666-L48AHFL	\$5,670	\$5,917		
	84	66	Adj.	520	44	VSV3666-L48AHFL			\$7,940	\$8,496

- 29 1/2" to 49 1/8" height adjustment
- top edge profile on user side and approach sides
- top grommet available, specify location; and add \$49 list each
- maximum weight rating 140 lbs. (evenly distributed load)
- hanging modesty panel included, travels with top
- push button control pad mounted right or left
- 120" power cord
- specify Matte Black (MBK) or Arctic Silver (ASL) or White (WH) metal finish
- locking available, specify and add \$78 list
- electrical cut out to fit an EC10, EC11 and EC12 available, specify location and order separately
- wire access cut out in modesty panel, specify and add \$45 list

To Order, Specify:

① Model Number

Laminate - VST

Veneer - VSV

② Worksurface Material (see page V13)

- a.) TFL
- b.) HPL

③ Laminate Color (see page V13)

- a.) Worksurface Color
- b.) Chassis Color
- c.) Drawer Color

② Wood Species - Cherry (CH1), Maple (MA1)

- Walnut (WA1), Black Oak (BO1) or Double Cut (DC1) (see page V11)

③ Finish Color (see page V11)

④ Edge Profile (see page V14)

⑤ Pull Style and Color (see page V14)

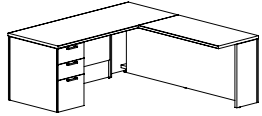
⑥ Optional Grommet Location & Color - Matte Black (MBK) or Arctic Silver (ASL) (see page V16)

⑦ Other Product Options (see page V1110)

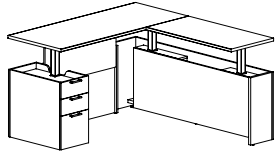
⑧ Accessories (see page VS314)

⑨ Power and Data Options (see page VS324)

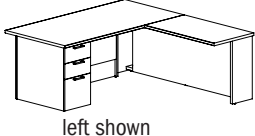
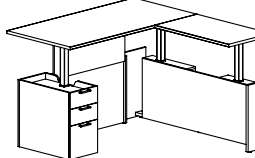
Description	D	W	H	CTN WT	CU FT	① Model	TFL Laminate	HPL Laminate	Flat Cut Veneer	Double Cut Veneer
30" d Adjustable Height L-Shaped Desk with 48" d Return - Break Front Modesty Panel	78	72	Adj.	471	46	VST3072-L48AHBR	\$5,845	\$6,096		
	78	72	Adj.	471	46	VSV3072-L48AHBR			\$8,133	\$8,704
	78	72	Adj.	471	46	VST3072-L48AHBL	\$5,845	\$6,096		
	78	72	Adj.	471	46	VSV3072-L48AHBL			\$8,133	\$8,704
	78	66	Adj.	501	45	VST3066-L48AHBR	\$5,807	\$6,048		
	78	66	Adj.	501	45	VSV3066-L48AHBR			\$8,076	\$8,642
	78	66	Adj.	501	45	VST3066-L48AHBL	\$5,807	\$6,048		
	78	66	Adj.	501	45	VSV3066-L48AHBL			\$8,076	\$8,642



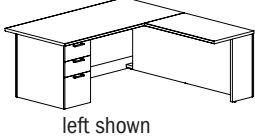
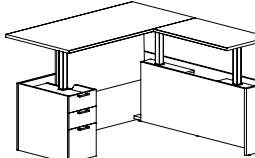
left shown



- 29 1/2" to 49 1/8" height adjustment
- top edge profile on user side and approach sides
- top grommet available, specify location; and add \$49 list each
- maximum weight rating 140 lbs. (evenly distributed load)
- hanging modesty panel included, travels with top
- push button control pad mounted right or left
- 120" power cord
- specify Matte Black (MBK) or Arctic Silver (ASL) or White (WH) metal finish
- locking available, specify and add \$78 list
- electrical cut out to fit an EC10, EC11 and EC12 available, specify location and order separately
- wire access cut out in modesty panel, specify and add \$45 list

Description	D	W	H	CTN WT	CU FT	① Model	TFL Laminate	HPL Laminate	Flat Cut Veneer	Double Cut Veneer
36" d Adjustable Height L-Shaped Desk with 42" d Return - Break Front Modesty Panel  left shown 	78	72	Adj.	499	45	VST3672-L42AHBR	\$5,838	\$6,101		
	78	72	Adj.	499	45	VSV3672-L42AHBR			\$8,159	\$8,731
	78	72	Adj.	499	45	VST3672-L42AHBL	\$5,838	\$6,090		
	78	72	Adj.	499	45	VSV3672-L42AHBL			\$8,159	\$8,731
	78	66	Adj.	485	44	VST3666-L42AHBR	\$5,805	\$6,056		
	78	66	Adj.	485	44	VSV3666-L42AHBR			\$8,097	\$8,666
	78	66	Adj.	485	44	VST3666-L42AHBL	\$5,805	\$6,056		
	78	66	Adj.	485	44	VSV3666-L42AHBL			\$8,097	\$8,666

- 29 1/2" to 49 1/8" height adjustment
- top edge profile on user side and approach sides
- top grommet available, specify location; and add \$49 list each
- maximum weight rating 140 lbs. (evenly distributed load)
- hanging modesty panel included, travels with top
- push button control pad mounted right or left
- 120" power cord
- specify Matte Black (MBK) or Arctic Silver (ASL) or White (WH) metal finish
- locking available, specify and add \$78 list
- electrical cut out to fit an EC10, EC11 and EC12 available, specify location and order separately
- wire access cut out in modesty panel, specify and add \$45 list

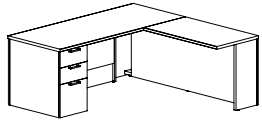
36" d Adjustable Height L-Shaped Desk with 42" d Return - Flush Modesty Panel  left shown 	78	72	Adj.	518	43	VST3672-L42AHFR	\$5,674	\$5,928		
	78	72	Adj.	518	43	VSV3672-L42AHFR			\$7,960	\$8,519
	78	72	Adj.	518	43	VST3672-L42AHFL	\$5,674	\$5,928		
	78	72	Adj.	518	43	VSV3672-L42AHFL			\$7,960	\$8,519
	78	66	Adj.	504	42	VST3666-L42AHFR	\$5,639	\$5,890		
	78	66	Adj.	504	42	VSV3666-L42AHFR			\$7,894	\$8,448
	78	66	Adj.	504	42	VST3666-L42AHFL	\$5,639	\$5,890		
	78	66	Adj.	504	42	VSV3666-L42AHFL			\$7,894	\$8,448

- 29 1/2" to 49 1/8" height adjustment
- top edge profile on user side and approach sides
- top grommet available, specify location; and add \$49 list each
- maximum weight rating 140 lbs. (evenly distributed load)
- hanging modesty panel included, travels with top
- push button control pad mounted right or left
- 120" power cord
- specify Matte Black (MBK) or Arctic Silver (ASL) or White (WH) metal finish
- locking available, specify and add \$78 list
- electrical cut out to fit an EC10, EC11 and EC12 available, specify location and order separately
- wire access cut out in modesty panel, specify and add \$45 list

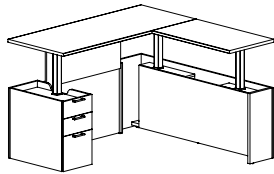
To Order, Specify:

- | | | | |
|---------------------------------------|--|---|---|
| ① Model Number | Laminate - VST | Veneer - VSV | |
| ② Worksurface Material (see page VI3) | a.) TFL
b.) HPL | ② Wood Species - Cherry (CH1), Maple (MA1)
Walnut (WA1), Black Oak (BO1) or
Double Cut (DC1) (see page VI1) | ④ Edge Profile (see page VI4) |
| ③ Laminate Color (see page VI3) | a.) Worksurface Color
b.) Chassis Color
c.) Drawer Color | ③ Finish Color (see page VI1) | ⑤ Pull Style and Color (see page VI4) |
| | | | ⑥ Optional Grommet Location & Color -
Matte Black (MBK) or Arctic Silver (ASL)
(see page VI6) |
| | | | ⑦ Other Product Options (see page VI110) |
| | | | ⑧ Accessories (see page VS314) |
| | | | ⑨ Power and Data Options (see page VS324) |

Description	D	W	H	CTN WT	CU FT	① Model	TFL Laminate	HPL Laminate	Flat Cut Veneer	Double Cut Veneer
30" d Adjustable Height L-Shaped Desk with 42" d Return - Break Front Modesty Panel	72	72	Adj.	485	44	VST3072-L42AHBR	\$5,813	\$6,056		
	72	72	Adj.	485	44	VSV3072-L42AHBR			\$8,095	\$8,663
	72	72	Adj.	485	44	VST3072-L42AHBL	\$5,813	\$6,056		
	72	72	Adj.	485	44	VSV3072-L42AHBL			\$8,095	\$8,663
	72	66	Adj.	472	43	VST3066-L42AHBR	\$5,776	\$6,008		
	72	66	Adj.	472	43	VSV3066-L42AHBR			\$8,037	\$8,600
	72	66	Adj.	472	43	VST3066-L42AHBL	\$5,776	\$6,008		
	72	66	Adj.	472	43	VSV3066-L42AHBL			\$8,037	\$8,600

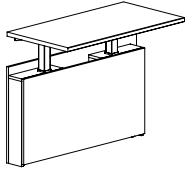
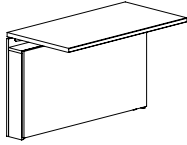


left shown



- 29 1/2" to 49 1/8" height adjustment
- top edge profile on user side and approach sides
- top grommet available, specify location; and add \$49 list each
- maximum weight rating 140 lbs. (evenly distributed load)
- hanging modesty panel included, travels with top
- push button control pad mounted right or left
- 120" power cord
- specify Matte Black (MBK) or Arctic Silver (ASL) or White (WH) metal finish
- locking available, specify and add \$78 list
- electrical cut out to fit an EC10, EC11 and EC12 available, specify location and order separately
- wire access cut out in modesty panel, specify and add \$45 list

Description	D	W	H	CTN WT	CU FT	① Model	TFL Laminate	HPL Laminate	Flat Cut Veneer	Double Cut Veneer
Adjustable Height Bridge	24	48	Adj.	175	24	VST2448AHB	\$3,016	\$3,157		
	24	48	Adj.	175	24	VSV2448AHB			\$4,162	\$4,454
	24	42	Adj.	166	21	VST2442AHB	\$2,979	\$3,107		
	24	42	Adj.	166	21	VSV2442AHB			\$4,104	\$4,392



- attaches to fixed height desk & credenza
- 29 1/2" to 49 1/8" height adjustment
- top edge profile on user side
- top grommet available, specify location; and add \$49 list each
- 1" gap on ends
- maximum weight rating 140 lbs. (evenly distributed load)
- push button control pad mounted right or left
- 120" power cord
- specify Matte Black (MBK) or Arctic Silver (ASL) or White (WH) metal finish
- electrical cut out to fit an EC10, EC11 and EC12 available, specify location and order separately
- wall access cut out in back panel, specify and add \$165 list

To Order, Specify:

① Model Number

Laminate - VST

Veneer - VSV

② Worksurface Material (see page V13)

- a.) TFL
- b.) HPL

② Wood Species - Cherry (CH1), Maple (MA1)

- Walnut (WA1), Black Oak (BO1) or Double Cut (DC1) (see page V1)

④ Edge Profile (see page V14)

⑤ Pull Style and Color (see page V14)

⑥ Optional Grommet Location & Color - Matte Black (MBK) or Arctic Silver (ASL) (see page V16)

③ Laminate Color (see page V13)

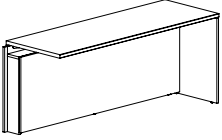
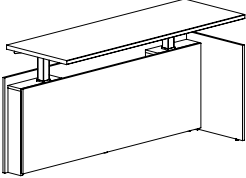
- a.) Worksurface Color
- b.) Chassis Color
- c.) Drawer Color

③ Finish Color (see page V1)

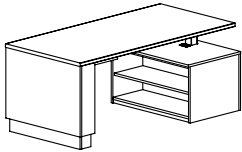
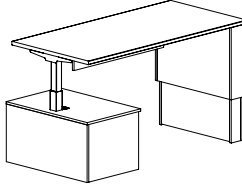
⑦ Other Product Options (see page V1110)

⑧ Accessories (see page VS314)

⑨ Power and Data Options (see page VS324)

Description	D	W	H	CTN WT	CU FT	① Model	TFL Laminate	HPL Laminate	Flat Cut Veneer	Double Cut Veneer
Adjustable Height Kneespace Return	24	72	Adj.	269	36	VST2472AHRR	\$3,319	\$3,480		
	24	72	Adj.	269	36	VSV2472AHRR			\$4,840	\$5,230
 right shown	24	72	Adj.	269	36	VST2472AHRL	\$3,319	\$3,480		
	24	72	Adj.	269	36	VSV2472AHRL			\$4,840	\$5,230
	24	66	Adj.	254	33	VST2466AHRR	\$3,276	\$3,431		
	24	66	Adj.	254	33	VSV2466AHRR			\$4,778	\$5,163
	24	66	Adj.	254	33	VST2466AHRL	\$3,276	\$3,431		
	24	66	Adj.	254	33	VSV2466AHRL			\$4,778	\$5,163
	24	60	Adj.	237	30	VST2460AHRR	\$3,233	\$3,383		
	24	60	Adj.	237	30	VSV2460AHRR			\$4,761	\$5,096
	24	60	Adj.	237	30	VST2460AHRL	\$3,233	\$3,383		
	24	60	Adj.	237	30	VSV2460AHRL			\$4,761	\$5,096
	24	54	Adj.	221	27	VST2454AHRR	\$3,190	\$3,332		
	24	54	Adj.	221	27	VSV2454AHRR			\$4,699	\$5,029
	24	54	Adj.	221	27	VST2454AHRL	\$3,190	\$3,332		
	24	54	Adj.	221	27	VSV2454AHRL			\$4,699	\$5,029
	24	48	Adj.	205	24	VST2448AHRR	\$3,148	\$3,282		
	24	48	Adj.	205	24	VSV2448AHRR			\$4,637	\$4,961
	24	48	Adj.	205	24	VST2448AHRL	\$3,148	\$3,282		
	24	48	Adj.	205	24	VSV2448AHRL			\$4,637	\$4,961

- attaches to fixed height desk
- 29 1/2" to 49 1/8" height adjustment
- top edge profile on user side
- top grommet available, specify location; and add \$49 list each
- 1" gap on attaching end
- maximum weight rating 140 lbs. (evenly distributed load)
- push button control pad mounted right or left
- 120" power cord
- specify Matte Black (MBK) or Arctic Silver (ASL) or White (WH) metal finish
- electrical cut out to fit an EC10, EC11 and EC12 available, specify location and order separately
- wall access cut out in back panel, specify and add \$165 list

Description	D	W	H	CTN WT	CU FT	① Model	TFL Laminate	HPL Laminate	Flat Cut Veneer	Double Cut Veneer
Adjustable Height Peninsula Desk -24" d Credenza	36	72	Adj.	340	35	VSTB3672-AH24PDR	\$3,969	\$4,177		
	36	72	Adj.	340	35	VSVB3672-AH24PDR			\$5,854	\$6,265
 left shown	36	72	Adj.	340	35	VSTB3672-AH24PDL	\$3,969	\$4,177		
	36	72	Adj.	340	35	VSVB3672-AH24PDL			\$5,854	\$6,265
	36	66	Adj.	332	35	VSTB3666-AH24PDR	\$3,952	\$4,149		
	36	66	Adj.	332	35	VSVB3666-AH24PDR			\$5,812	\$6,221
	36	66	Adj.	332	35	VSTB3666-AH24PDL	\$3,952	\$4,149		
	36	66	Adj.	332	35	VSVB3666-AH24PDL			\$5,812	\$6,221
	36	60	Adj.	323	34	VSTB3660-AH24PDR	\$3,934	\$4,125		
	36	60	Adj.	323	34	VSVB3660-AH24PDR			\$5,771	\$6,176
	36	60	Adj.	323	34	VSTB3660-AH24PDL	\$3,934	\$4,125		
	36	60	Adj.	323	34	VSVB3660-AH24PDL			\$5,771	\$6,176
	30	72	Adj.	297	30	VSTB3072-AH24PDR	\$3,849	\$4,040		
	30	72	Adj.	297	30	VSVB3072-AH24PDR			\$5,490	\$5,874
	30	72	Adj.	297	30	VSTB3072-AH24PDL	\$3,849	\$4,040		
	30	72	Adj.	297	30	VSVB3072-AH24PDL			\$5,490	\$5,874
	30	66	Adj.	289	29	VSTB3066-AH24PDR	\$3,827	\$4,007		
	30	66	Adj.	289	29	VSVB3066-AH24PDR			\$5,453	\$5,835
	30	66	Adj.	289	29	VSTB3066-AH24PDL	\$3,827	\$4,007		
	30	66	Adj.	289	29	VSVB3066-AH24PDL			\$5,453	\$5,835
	30	60	Adj.	281	28	VSTB3060-AH24PDR	\$3,804	\$3,975		
	30	60	Adj.	281	28	VSVB3060-AH24PDR			\$5,417	\$5,796
	30	60	Adj.	281	28	VSTB3060-AH24PDL	\$3,804	\$3,975		
	30	60	Adj.	281	28	VSVB3060-AH24PDL			\$5,417	\$5,796

- use with bench height - 24"d credenza
- 29 1/2" to 49 1/8" height adjustment
- top edge profile on user side
- top grommet available, specify location; and add \$49 list each
- 12" hanging modesty panel included, travels with top
- maximum weight rating 140 lbs. (evenly distributed load)
- push button control pad mounted right or left
- 120" power cord
- specify Matte Black (MBK) or Arctic Silver (ASL) or White (WH) metal finish
- electrical cut out to fit an EC10, EC11 and EC12 available, specify location and order separately
- wall access cut out in back panel, specify and add \$165 list

To Order, Specify:

① Model Number

Laminate - VST

Veneer - VSV

② Worksurface Material (see page VI3)

- a.) TFL
- b.) HPL

③ Laminate Color (see page VI3)

- a.) Worksurface Color
- b.) Chassis Color
- c.) Drawer Color

② Wood Species - Cherry (CH1), Maple (MA1)

- Walnut (WA1), Black Oak (BO1) or Double Cut (DC1) (see page VI1)

③ Finish Color (see page VI1)

④ Edge Profile (see page VI4)

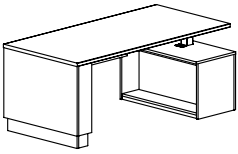
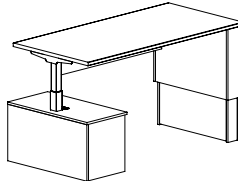
⑤ Pull Style and Color (see page VI4)

⑥ Optional Grommet Location & Color - Matte Black (MBK) or Arctic Silver (ASL) (see page VI6)

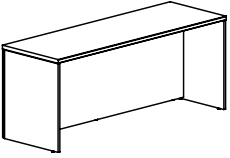
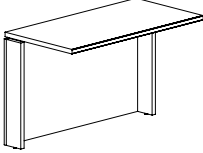
⑦ Other Product Options (see page VI110)

⑧ Accessories (see page VS314)

⑨ Power and Data Options (see page VS324)

Description	D	W	H	CTN WT	CU FT	① Model	TFL Laminate	HPL Laminate	Flat Cut Veneer	Double Cut Veneer
Adjustable Height Peninsula Desk - 18" d Credenza	36	72	Adj.	314	31	VSTB3672-AH18PDR	\$3,925	\$4,131		
	36	72	Adj.	314	31	VSVB3672-AH18PDR			\$5,712	\$6,123
 left shown	36	72	Adj.	314	31	VSTB3672-AH18PDL	\$3,925	\$4,131		
	36	72	Adj.	314	31	VSVB3672-AH18PDL			\$5,712	\$6,123
	36	66	Adj.	306	31	VSTB3666-AH18PDR	\$3,907	\$4,102		
	36	66	Adj.	306	31	VSVB3666-AH18PDR			\$5,670	\$6,079
	36	66	Adj.	306	31	VSTB3666-AH18PDL	\$3,907	\$4,102		
	36	66	Adj.	306	31	VSVB3666-AH18PDL			\$5,670	\$6,079
	36	60	Adj.	297	30	VSTB3660-AH18PDR	\$3,889	\$4,079		
	36	60	Adj.	297	30	VSVB3660-AH18PDR			\$5,629	\$6,032
	36	60	Adj.	297	30	VSTB3660-AH18PDL	\$3,889	\$4,079		
	36	60	Adj.	297	30	VSVB3660-AH18PDL			\$5,629	\$6,032
	30	72	Adj.	274	26	VSTB3072-AH18PDR	\$3,803	\$3,995		
	30	72	Adj.	274	26	VSVB3072-AH18PDR			\$5,347	\$5,731
	30	72	Adj.	274	26	VSTB3072-AH18PDL	\$3,803	\$3,995		
	30	72	Adj.	274	26	VSVB3072-AH18PDL			\$5,347	\$5,731
	30	66	Adj.	266	26	VSTB3066-AH18PDR	\$3,781	\$3,962		
	30	66	Adj.	266	26	VSVB3066-AH18PDR			\$5,309	\$5,691
	30	66	Adj.	266	26	VSTB3066-AH18PDL	\$3,781	\$3,962		
	30	66	Adj.	266	26	VSVB3066-AH18PDL			\$5,309	\$5,691
	30	60	Adj.	258	25	VSTB3060-AH18PDR	\$3,760	\$3,930		
	30	60	Adj.	258	25	VSVB3060-AH18PDR			\$5,274	\$5,654
	30	60	Adj.	258	25	VSTB3060-AH18PDL	\$3,760	\$3,930		
	30	60	Adj.	258	25	VSVB3060-AH18PDL			\$5,274	\$5,654

- use with bench height - 18" d credenza
- 29 1/2" to 49 1/8" height adjustment
- top edge profile on user side
- top grommet available, specify location; and add \$49 list each
- maximum weight rating 140 lbs. (evenly distributed load)
- push button control pad mounted right or left
- 120" power cord
- specify Matte Black (MBK) or Arctic Silver (ASL) or White (WH) metal finish
- electrical cut out to fit an EC10, EC11 and EC12 available, specify location and order separately
- wall access cut out in back panel, specify and add \$165 list

Description	D	W	H	CTN WT	CU FT	① Model	TFL Laminate	HPL Laminate	Flat Cut Veneer	Double Cut Veneer
Adjustable Height Shell Credenza 	24	72	Adj.	273	36	VST2472AHC	\$3,414	\$3,581		
	24	72	Adj.	273	36	VSV2472AHC			\$4,803	\$5,140
	24	66	Adj.	264	33	VST2466AHC	\$3,370	\$3,533		
	24	66	Adj.	264	33	VSV2466AHC			\$4,744	\$5,076
	24	60	Adj.	255	30	VST2460AHC	\$3,326	\$3,484		
	24	60	Adj.	255	30	VSV2460AHC			\$4,685	\$5,014
	24	54	Adj.	246	27	VST2454AHC	\$3,283	\$3,433		
	24	54	Adj.	246	27	VSV2454AHC			\$4,628	\$4,952
	24	48	Adj.	237	24	VST2448AHC	\$3,242	\$3,384		
	24	48	Adj.	237	24	VSV2448AHC			\$4,569	\$4,890
						<ul style="list-style-type: none"> • 29 1/2" to 49 1/8" height adjustment • top edge profile on user side • top grommet available, specify location; and add \$49 list each • maximum weight rating 140 lbs. (evenly distributed load) • push button control pad mounted right or left • 120" power cord • specify Matte Black (MBK) or Arctic Silver (ASL) or White (WH) metal finish • electrical cut out to fit an EC10, EC11 and EC12 available, specify location and order separately • wall access cut out in back panel, specify and add \$165 list 				
Bridge with Modesty Panel for Adjustable Height 	24	48	29 1/2	117	4	VST2448AAEB	\$599	\$629		
	24	48	29 1/2	117	4	VSV2448AAEB			\$744	\$819
	24	42	29 1/2	114	3	VST2442AAEB	\$575	\$603		
	24	42	29 1/2	114	3	VSV2442AAEB			\$711	\$783
	24	36	29 1/2	106	3	VST2436AAEB	\$551	\$578		
	24	36	29 1/2	106	3	VSV2436AAEB			\$690	\$762
	20	48	29 1/2	109	4	VST2048AAEB	\$576	\$604		
	20	48	29 1/2	109	4	VSV2048AAEB			\$716	\$786
	20	42	29 1/2	107	3	VST2042AAEB	\$551	\$578		
	20	42	29 1/2	107	3	VSV2042AAEB			\$684	\$755
	20	36	29 1/2	101	3	VST2036AAEB	\$528	\$555		
	20	36	29 1/2	101	3	VSV2036AAEB			\$666	\$731
							<ul style="list-style-type: none"> • attaches to adjustable height case of desk or credenza • top edge profile on user side • top grommet available, specify location; and add \$49 list each • 1" gap between bridge and desk surface • chassis grommet available, specify and add \$47 list • ships KD • optional 10"h modesty panel available in place of full modesty; add and specify color 			

To Order, Specify:

① Model Number

Laminate - VST

Veneer - VSV

② Worksurface Material (see page V13)

- a.) TFL
- b.) HPL

③ Laminate Color (see page V13)

- a.) Worksurface Color
- b.) Chassis Color
- c.) Drawer Color

② Wood Species - Cherry (CH1), Maple (MA1)

- Walnut (WA1), Black Oak (BO1) or
- Double Cut (DC1) (see page V11)

③ Finish Color (see page V11)

④ Edge Profile (see page V14)

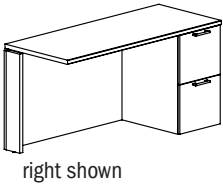
⑤ Pull Style and Color (see page V14)

⑥ Optional Grommet Location & Color - Matte Black (MBK) or Arctic Silver (ASL) (see page V16)

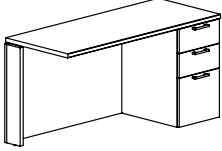
⑦ Other Product Options (see page V1110)

⑧ Accessories (see page VS314)

⑨ Power and Data Options (see page VS324)

Description	D	W	H	CTN WT	CU FT	① Model	TFL Laminate	HPL Laminate	Flat Cut Veneer	Double Cut Veneer
File/File Return for Adjustable Height Desk	24	60	29 1/2	190	30	VST2460AAERR	\$1,629	\$1,718		
	24	60	29 1/2	190	30	VSV2460AAERR			\$2,376	\$2,621
	24	60	29 1/2	190	30	VST2460AAELR	\$1,629	\$1,718		
	24	60	29 1/2	190	30	VSV2460AAELR			\$2,376	\$2,621
	24	54	29 1/2	179	27	VST2454AAERR	\$1,494	\$1,574		
	24	54	29 1/2	179	27	VSV2454AAERR			\$2,311	\$2,547
	24	54	29 1/2	179	27	VST2454AAELR	\$1,494	\$1,574		
	24	54	29 1/2	179	27	VSV2454AAELR			\$2,311	\$2,547
	24	48	29 1/2	168	25	VST2448AAERR	\$1,235	\$1,304		
	24	48	29 1/2	168	25	VSV2448AAERR			\$2,206	\$2,432
	24	48	29 1/2	168	25	VST2448AAELR	\$1,235	\$1,304		
	24	48	29 1/2	168	25	VSV2448AAELR			\$2,206	\$2,432
	24	42	29 1/2	155	22	VST2442AAERR	\$1,155	\$1,218		
	24	42	29 1/2	155	22	VSV2442AAERR			\$2,141	\$2,360
	24	42	29 1/2	155	22	VST2442AAELR	\$1,155	\$1,218		
	24	42	29 1/2	155	22	VSV2442AAELR			\$2,141	\$2,360
	20	60	29 1/2	173	26	VST2060AAERR	\$1,562	\$1,644		
	20	60	29 1/2	173	26	VSV2060AAERR			\$2,281	\$2,514
	20	60	29 1/2	173	26	VST2060AAELR	\$1,562	\$1,644		
	20	60	29 1/2	173	26	VSV2060AAELR			\$2,281	\$2,514
	20	54	29 1/2	163	23	VST2054AAERR	\$1,434	\$1,511		
	20	54	29 1/2	163	23	VSV2054AAERR			\$2,215	\$2,443
	20	54	29 1/2	163	23	VST2054AAELR	\$1,434	\$1,511		
	20	54	29 1/2	163	23	VSV2054AAELR			\$2,215	\$2,443
	20	48	29 1/2	154	21	VST2048AAERR	\$1,184	\$1,247		
	20	48	29 1/2	154	21	VSV2048AAERR			\$2,115	\$2,332
	20	48	29 1/2	154	21	VST2048AAELR	\$1,184	\$1,247		
	20	48	29 1/2	154	21	VSV2048AAELR			\$2,115	\$2,332
	20	42	29 1/2	142	18	VST2042AAERR	\$1,106	\$1,167		
	20	42	29 1/2	142	18	VSV2042AAERR			\$2,054	\$2,266
	20	42	29 1/2	142	18	VST2042AAELR	\$1,106	\$1,167		
	20	42	29 1/2	142	18	VSV2042AAELR			\$2,054	\$2,266

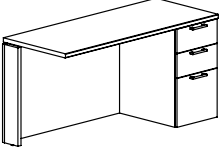
- attaches to adjustable height case single pedestal desk
- 1" gap between return and desk surface
- top edge profile on user side
- top grommet available, specify location; and add \$49 list each
- chassis grommet available, specify and add \$47 list
- locking available, specify and add \$78 list
- specify Matte Black (MBK) or Arctic Silver (ASL) or White (WH) metal finish
- optional 10"h modesty panel available in place of full modesty, add and specify color

Description	D	W	H	CTN WT	CU FT	① Model	TFL Laminate	HPL Laminate	Flat Cut Veneer	Double Cut Veneer
24" d Box/Box/File Return for Adjustable Height Desk  right shown	24	60	29½	190	30	VST2460AAERY	\$1,629	\$1,718		
	24	60	29½	190	30	VSV2460AAERY			\$2,376	\$2,621
	24	60	29½	190	30	VST2460AAELY	\$1,629	\$1,718		
	24	60	29½	190	30	VSV2460AAELY			\$2,376	\$2,621
	24	54	29½	179	27	VST2454AAERY	\$1,494	\$1,574		
	24	54	29½	179	27	VSV2454AAERY			\$2,311	\$2,547
	24	54	29½	179	27	VST2454AAELY	\$1,494	\$1,574		
	24	54	29½	179	27	VSV2454AAELY			\$2,311	\$2,547
	24	48	29½	168	25	VST2448AAERY	\$1,235	\$1,304		
	24	48	29½	168	25	VSV2448AAERY			\$2,206	\$2,432
	24	48	29½	168	25	VST2448AAELY	\$1,235	\$1,304		
	24	48	29½	168	25	VSV2448AAELY			\$2,206	\$2,432
	24	42	29½	155	22	VST2442AAERY	\$1,155	\$1,218		
	24	42	29½	155	22	VSV2442AAERY			\$2,141	\$2,360
	24	42	29½	155	22	VST2442AAELY	\$1,155	\$1,218		
	24	42	29½	155	22	VSV2442AAELY			\$2,141	\$2,360

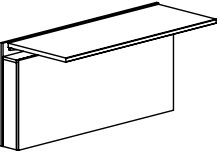
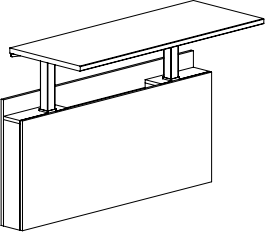
- attaches to adjustable height single pedestal desk
- 1" gap between return and desk surface
- top edge profile on user side
- top grommet available, specify location; and add \$49 list each
- chassis grommet available, specify and add \$47 list
- locking available, specify and add \$78 list
- optional 10"h modesty panel available in place of full modesty. add and specify color

To Order, Specify:

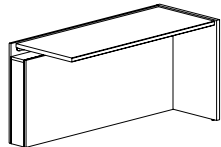
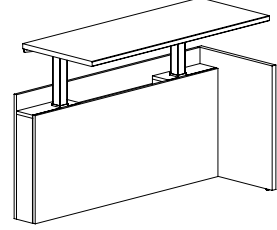
① Model Number	Laminate - VST	Veneer - VSV	
	② Worksurface Material (see page VI3) a.) TFL b.) HPL ③ Laminate Color (see page VI3) a.) Worksurface Color b.) Chassis Color c.) Drawer Color	② Wood Species - Cherry (CH1), Maple (MA1) Walnut (WA1), Black Oak (BO1) or Double Cut (DC1) (see page VI1) ③ Finish Color (see page VI1)	④ Edge Profile (see page VI4) ⑤ Pull Style and Color (see page VI4) ⑥ Optional Grommet Location & Color - Matte Black (MBK) or Arctic Silver (ASL) (see page VI6) ⑦ Other Product Options (see page VI110) ⑧ Accessories (see page VS314) ⑨ Power and Data Options (see page VS324)

Description	D	W	H	CTN WT	CU FT	① Model	TFL Laminate	HPL Laminate	Flat Cut Veneer	Double Cut Veneer
20" d Box/Box/File Return for Adjustable Height Desk  right shown	20	60	29 1/2	173	26	VST2060AAERY	\$1,562	\$1,644		
	20	60	29 1/2	173	26	VSV2060AAERY			\$2,281	\$2,514
	20	60	29 1/2	173	26	VST2060AAELY	\$1,562	\$1,644		
	20	60	29 1/2	173	26	VSV2060AAELY			\$2,281	\$2,514
	20	54	29 1/2	163	23	VST2054AAERY	\$1,434	\$1,511		
	20	54	29 1/2	163	23	VSV2054AAERY			\$2,215	\$2,443
	20	54	29 1/2	163	23	VST2054AAELY	\$1,434	\$1,511		
	20	54	29 1/2	163	23	VSV2054AAELY			\$2,215	\$2,443
	20	48	29 1/2	154	21	VST2048AAERY	\$1,184	\$1,247		
	20	48	29 1/2	154	21	VSV2048AAERY			\$2,115	\$2,332
	20	48	29 1/2	154	21	VST2048AAELY	\$1,184	\$1,247		
	20	48	29 1/2	154	21	VSV2048AAELY			\$2,115	\$2,332
	20	42	29 1/2	142	18	VST2042AAERY	\$1,106	\$1,167		
	20	42	29 1/2	142	18	VSV2042AAERY			\$2,054	\$2,266
	20	42	29 1/2	142	18	VST2042AAELY	\$1,106	\$1,167		
	20	42	29 1/2	142	18	VSV2042AAELY			\$2,054	\$2,266

- attaches to adjustable height single pedestal desk
- 1" gap between return and desk surface
- top edge profile on user side
- top grommet available, specify location; and add \$49 list each
- chassis grommet available, specify and add \$47 list
- locking available, specify and add \$78 list
- optional 10" h modesty panel available in place of full modesty, add and specify color

Adjustable Height Workwall Bridge	D	W	H	CTN WT	CU FT	① Model	TFL Laminate	HPL Laminate	Flat Cut Veneer	Double Cut Veneer
 	24	60	Adj.	168	30	VST2460WAHB	\$3,106	\$3,264		
	24	60	Adj.	168	30	VSV2460WAHB			\$4,657	\$4,982
	24	54	Adj.	159	27	VST2454WAHB	\$3,063	\$3,212		
	24	54	Adj.	159	27	VSV2454WAHB			\$4,594	\$4,917
	24	48	Adj.	150	24	VST2448WAHB	\$3,020	\$3,160		
	24	48	Adj.	150	24	VSV2448WAHB			\$4,532	\$4,850
	24	42	Adj.	141	21	VST2442WAHB	\$2,979	\$3,107		
	24	42	Adj.	141	21	VSV2442WAHB			\$4,470	\$4,783

- attaches to workwall peninsula desk
- attaches to side of vertical storage or standard credenza
- 1" gap between bridge and adjacent surfaces
- top edge profile on user side
- top grommet available, specify location; and add \$49 list each
- push button control pad mounted right or left
- 120" power cord
- maximum weight rating 140 lbs. (evenly distributed load)
- ships KD
- specify Matte Black (MBK), Arctic Silver (ASL) or White (WH) metal finish
- electrical cut out to fit an EC10, EC11 and EC12 available, specify location and order separately

Description	D	W	H	CTN WT	CU FT	① Model	TFL Laminate	HPL Laminate	Flat Cut Veneer	Double Cut Veneer
 <p>right shown</p> 	24	60	Adj.	192	30	VST2460WAHRR	\$3,233	\$3,383		
	24	60	Adj.	192	30	VSV2460WAHRR			\$4,761	\$5,096
	24	60	Adj.	192	30	VST2460WAHRL	\$3,233	\$3,383		
	24	60	Adj.	192	30	VSV2460WAHRL			\$4,761	\$5,096
	24	54	Adj.	183	27	VST2454WAHRR	\$3,190	\$3,332		
	24	54	Adj.	183	27	VSV2454WAHRR			\$4,699	\$5,029
	24	54	Adj.	183	27	VST2454WAHRL	\$3,190	\$3,332		
	24	54	Adj.	183	27	VSV2454WAHRL			\$4,699	\$5,029
	24	48	Adj.	174	24	VST2448WAHRR	\$3,148	\$3,282		
	24	48	Adj.	174	24	VSV2448WAHRR			\$4,637	\$4,961
	24	48	Adj.	174	24	VST2448WAHRL	\$3,148	\$3,282		
	24	48	Adj.	174	24	VSV2448WAHRL			\$4,637	\$4,961
	24	42	Adj.	165	21	VST2442WAHRR	\$3,106	\$3,233		
	24	42	Adj.	165	21	VSV2442WAHRR			\$4,575	\$4,961
	24	42	Adj.	165	21	VST2442WAHRL	\$3,106	\$3,233		
	24	42	Adj.	165	21	VSV2442WAHRL			\$4,575	\$4,961

- attaches to workwall peninsula desk or side of vertical storage or standard credenza
- 1" gap between return and desk surface
- top edge profile on user side
- top grommet available, specify location; and add \$49 list each
- push button control pad mounted right or left
- 120" power cord
- maximum weight rating 140 lbs. (evenly distributed load)
- ships KD
- specify Matte Black (MBK), Arctic Silver (ASL) or White (WH) metal finish
- electrical cut out to fit an EC10, EC11 and EC12 available, specify location and order separately

To Order, Specify:

① Model Number

Laminate - VST

Veneer - VSV

② Worksurface Material (see page VI3)

- a.) TFL
- b.) HPL

③ Laminate Color (see page VI3)

- a.) Worksurface Color
- b.) Chassis Color
- c.) Drawer Color

② Wood Species - Cherry (CH1), Maple (MA1)

- Walnut (WA1), Black Oak (BO1) or Double Cut (DC1) (see page VI1)

③ Finish Color (see page VI1)

④ Edge Profile (see page VI4)

⑤ Pull Style and Color (see page VI4)

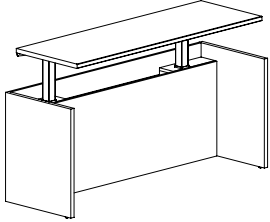
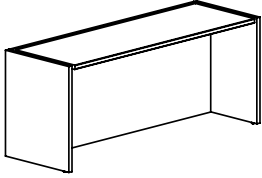
⑥ Optional Grommet Location & Color - Matte Black (MBK) or Arctic Silver (ASL) (see page VI6)

⑦ Other Product Options (see page VI110)

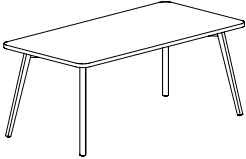
⑧ Accessories (see page VS314)

⑨ Power and Data Options (see page VS324)

Description	D	W	H	CTN WT	CU FT	① Model	TFL Laminate	HPL Laminate	Flat Cut Veneer	Double Cut Veneer
Adjustable Height Workwall Credenza	24	72	Adj.	234	36	VST2472WAHC	\$3,465	\$3,621		
	24	72	Adj.	234	36	VSV2472WAHC			\$5,165	\$5,526
	24	66	Adj.	225	33	VST2466WAHC	\$3,420	\$3,570		
	24	66	Adj.	225	33	VSV2466WAHC			\$5,100	\$5,457
	24	60	Adj.	216	30	VST2460WAHC	\$3,376	\$3,519		
	24	60	Adj.	216	30	VSV2460WAHC			\$5,038	\$5,391
	24	54	Adj.	207	27	VST2454WAHC	\$3,334	\$3,470		
	24	54	Adj.	207	27	VSV2454WAHC			\$4,975	\$5,323
	24	48	Adj.	198	24	VST2448WAHC	\$3,291	\$3,420		
	24	48	Adj.	198	24	VSV2448WAHC			\$4,911	\$5,257



- top edge profile on user side
- top grommet available, specify location; and add \$49 list each
- push button control pad mounted right or left
- 120" power cord
- maximum weight rating 140 lbs. (evenly distributed load)
- specify Matte Black (MBK), Arctic Silver (ASL) or White (WH) metal finish
- electrical cut out to fit an EC10, EC11 and EC12 available, specify location and order separately

Description	D	W	H	CTN WT	CU FT	① Model	TFL Laminate	HPL Laminate	Flat Cut Veneer	Double Cut Veneer
	36	72	29½	176	20	VST3672TAB	\$2,490	\$2,614		
	36	72	29½	176	20	VSV3672TAB			\$2,686	\$2,955
	36	66	29½	167	18	VST3666TAB	\$2,452	\$2,575		
	36	66	29½	167	18	VSV3666TAB			\$2,633	\$2,896
	30	72	29½	161	17	VST3072TAB	\$2,442	\$2,565		
	30	72	29½	161	17	VSV3072TAB			\$2,609	\$2,871
	30	66	29½	152	16	VST3066TAB	\$2,407	\$2,528		
	30	66	29½	152	16	VSV3066TAB			\$2,561	\$2,818

- top edge profile on use and approach sides
- top grommet available, specify location and add \$49 list each
- modesty panel available, see page VS144

To Order, Specify:

① Model Number

Laminate - VST

Veneer - VSV

② Worksurface Material (see page VI3)

- a.) TFL
- b.) HPL

③ Laminate Color (see page VI3)

- a.) Worksurface Color
- b.) Chassis Color
- c.) Drawer Color

② Wood Species - Cherry (CH1), Maple (MA1)

- Walnut (WA1), Black Oak (BO1) or
- Double Cut (DC1) (see page VI1)

③ Finish Color (see page VI1)

④ Edge Profile (see page VI4)


⑤ Pull Style and Color (see page VI4)

⑥ Optional Grommet Location & Color -
Matte Black (MBK) or Arctic Silver (ASL)
(see page VI6)


⑦ Other Product Options (see page VI110)

⑧ Accessories (see page VS314)


⑨ Power and Data Options (see page VS324)

Description	D	W	H	CTN WT	CU FT	① Model	TFL Laminate	HPL Laminate	Flat Cut Veneer	Double Cut Veneer
Double Pedestal Desk with Break Front Modesty 	36	84	29 1/2	420	61	VST3684DD	\$3,052	\$3,219		
	36	84	29 1/2	420	61	VSV3684DD			\$3,979	\$4,391
	36	78	29 1/2	400	57	VST3678DD	\$3,034	\$3,199		
	36	78	29 1/2	400	57	VSV3678DD			\$3,951	\$4,360
	36	72	29 1/2	392	53	VST3672DD	\$2,165	\$2,287		
	36	72	29 1/2	392	53	VSV3672DD			\$3,677	\$4,060

- top edge profile on user and approach sides
- top grommet available, specify location; and add \$49 list each
- chassis grommets available, specify and add \$94 list
- letter width pedestals
- locking available, specify and add \$156 list
- 6" overhang on approach side
- VST3684DD or VSV3684DD chassis - 30" x 84"
- VST3678DD or VSV3678DD chassis - 30" x 78"
- VST3672DD or VSV3672DD chassis - 30" x 72"
- VST3684DD or VSV3684DD kneespace - 52 5/8"
- VST3678DD or VSV3678DD kneespace - 46 5/8"
- VST3672DD or VSV3672DD kneespace - 40 5/8"
- optional 14" half modesty panel available in place of full modesty, specify half modesty and indicate color on order

Double Pedestal Desk with Recessed Modesty 	36	84	29 1/2	420	61	VST3684DDF	\$2,950	\$3,118		
	36	84	29 1/2	420	61	VSV3684DDF			\$3,761	\$4,151
	36	78	29 1/2	400	57	VST3678DDF	\$2,927	\$3,096		
	36	78	29 1/2	400	57	VSV3678DDF			\$3,733	\$4,119
	36	72	29 1/2	392	53	VST3672DDF	\$2,063	\$2,183		
	36	72	29 1/2	392	53	VSV3672DDF			\$3,459	\$3,820

- top edge profile on user and approach sides
- top grommet available, specify location; and add \$49 list each
- chassis grommets available, specify and add \$94 list
- letter width pedestals
- locking available, specify and add \$156 list
- full width modesty panel
- 3 3/4" overhang on approach side
- VST3684DDF or VSV3684DDF chassis - 32 1/4" x 84"
- VST3678DDF or VSV3678DDF chassis - 32 1/4" x 78"
- VST3672DDF or VSV3672DDF chassis - 32 1/4" x 72"
- VST3684DDF or VSV3684DDF kneespace - 52 5/8"
- VST3678DDF or VSV3678DDF kneespace - 46 5/8"
- VST3672DDF or VSV3672DDF kneespace - 40 5/8"

Description	D	W	H	CTN WT	CU FT	① Model	TFL Laminate	HPL Laminate	Flat Cut Veneer	Double Cut Veneer
Double Pedestal with Break Front Modesty 	30	72	29 1/2	368	37	VST3072DD	\$2,139	\$2,257		
	30	72	29 1/2	368	44	VSV3072DD			\$3,649	\$4,027
	30	66	29 1/2	289	41	VST3066DD	\$2,105	\$2,224		
	30	66	29 1/2	289	41	VSV3066DD			\$3,589	\$3,964
	30	60	29 1/2	289	37	VST3060DD	\$2,000	\$2,112		
	30	60	29 1/2	289	37	VSV3060DD			\$3,467	\$3,826

- top edge profile on user and approach sides
- top grommet available, specify location; and add \$49 list each
- chassis grommets available, specify and add \$94 list
- letter width pedestals
- locking available, specify and add \$156 list
- VST3072DD or VSV3072DD kneespace - 40 5/8"
- VST3066DD or VSV3066DD kneespace - 34 5/8"
- VST3060DD or VSV3060DD kneespace - 28 5/8"
- optional 14" half modesty panel available in place of full modesty, specify half modesty and indicate color on order

Double Pedestal Desk with Recessed Modesty 	30	72	29 1/2	368	44	VST3072DDF	\$2,036	\$2,153		
	30	72	29 1/2	368	44	VSV3072DDF			\$3,432	\$3,788
	30	66	29 1/2	289	41	VST3066DDF	\$2,003	\$2,121		
	30	66	29 1/2	289	41	VSV3066DDF			\$3,371	\$3,722
	30	60	29 1/2	289	37	VST3060DDF	\$1,896	\$2,006		
	30	60	29 1/2	289	37	VSV3060DDF			\$3,248	\$3,584

- top edge profile on user and approach sides
- top grommet available, specify location, and add \$49 list each
- chassis grommets available, specify and add \$94 list
- letter width pedestals
- locking available, specify and add \$156 list
- full width modesty panel
- 3 3/4" overhang on approach side
- VST3072DDF or VSV3072DDF chassis - 26 1/4" x 72"
- VST3066DDF or VSV3066DDF chassis - 26 1/4" x 66"
- VST3060DDF or VSV3060DDF chassis - 26 1/4" x 60"
- VST3072DDF or VSV3072DDF kneespace - 40 5/8"
- VST3066DDF or VSV3066DDF kneespace - 34 5/8"
- VST3060DDF or VSV3060DDF kneespace - 28 5/8"

To Order, Specify:

① Model Number

Laminate - VST

Veneer - VSV

② Worksurface Material (see page VI3)

- a.) TFL
- b.) HPL

③ Laminate Color (see page VI3)

- a.) Worksurface Color
- b.) Chassis Color
- c.) Drawer Color

② Wood Species - Cherry (CH1), Maple (MA1)

- Walnut (WA1), Black Oak (BO1) or Double Cut (DC1) (see page VI1)

③ Finish Color (see page VI1)

④ Edge Profile (see page VI4)

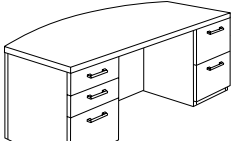
⑤ Pull Style and Color (see page VI4)

⑥ Optional Grommet Location & Color - Matte Black (MBK) or Arctic Silver (ASL) (see page VI6)


⑦ Other Product Options (see page VI110)

⑧ Accessories (see page VS314)

⑨ Power and Data Options (see page VS324)

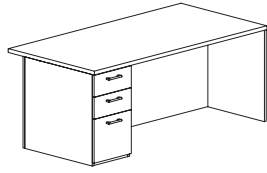
Description	D	W	H	CTN WT	CU FT	① Model	TFL Laminate	HPL Laminate	Flat Cut Veneer	Double Cut Veneer
Bow Front Double Pedestal Desk with Break Front Modesty 	42	72	29 1/2	435	61	VST4272BD	\$3,268	\$3,446		
	42	72	29 1/2	435	61	VSV4272BD			\$4,842	\$5,338
	36	84	29 1/2	435	61	VST3684BD	\$3,256	\$3,436		
	36	84	29 1/2	435	61	VSV3684BD			\$4,829	\$5,326
	36	72	29 1/2	392	53	VST3672BD	\$2,639	\$2,783		
	36	72	29 1/2	392	53	VSV3672BD			\$4,234	\$4,670

- top edge profile on user and approach sides
- top grommet available, specify location; and add \$49 list each
- chassis grommets available, specify and add \$94 list
- locking available, specify and add \$156 list
- letter width pedestals
- 6" overhang on approach side
- VST4272BD or VSV4272B chassis - 36" x 72"
- VST3684BD or VSV3684BD chassis - 30" x 84"
- VST3672BD or VSV3672BD chassis - 30" x 72"
- VST4272BD & VST3672BD or VSV4272BD & VSV3672BD kneespace - 40 5/8"
- VST3684BD or VSV3684BD kneespace - 52 5/8"
- optional 14" half modesty panel available in place of full modesty, specify half modesty and indicate color on order

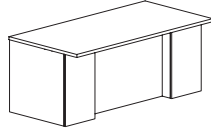
Bow Front Double Pedestal Desk with Recessed Modesty 	42	72	29 1/2	435	61	VST4272BDF	\$3,166	\$3,342		
	42	72	29 1/2	435	61	VSV4272BDF			\$4,625	\$5,101
	36	84	29 1/2	435	61	VST3684BDF	\$3,152	\$3,332		
	36	84	29 1/2	435	61	VSV3684BDF			\$4,611	\$5,085
	36	72	29 1/2	392	53	VST3672BDF	\$2,536	\$2,681		
	36	72	29 1/2	392	53	VSV3672BDF			\$4,017	\$4,432

- top edge profile on user and approach sides
- top grommet available, specify location; and add \$49 list each
- chassis grommets available, specify and add \$94 list
- letter width pedestals
- locking available, specify and add \$156 list
- 6" overhang on approach side
- VST4272BDF or VSV4272BDF chassis - 36" x 72"
- VST3684BDF or VSV3684BDF chassis - 30" x 84"
- VST3672BDF or VSV3672BDF chassis - 30" x 72"
- VST4272BDF & VST3672BDF or VSV4272BDF & VSV3672BDF kneespace - 40 5/8"
- VST3684BDF or VSV3684BDF kneespace - 52 5/8"

Description	D	W	H	CTN WT	CU FT	① Model	TFL Laminate	HPL Laminate	Flat Cut Veneer	Double Cut Veneer
36" d Single Pedestal Desk with Break Front Modesty	36	84	29½	325	61	VST3684RD	\$2,609	\$2,749		
	36	84	29½	325	61	VSV3684RD			\$3,545	\$3,906
	36	84	29½	325	61	VST3684LD	\$2,609	\$2,749		
	36	84	29½	325	61	VSV3684LD			\$3,545	\$3,906
	36	72	29½	302	53	VST3672RD	\$1,875	\$1,974		
	36	72	29½	302	53	VSV3672RD			\$3,208	\$3,538
	36	72	29½	302	53	VST3672LD	\$1,875	\$1,974		
	36	72	29½	302	53	VSV3672LD			\$3,208	\$3,538

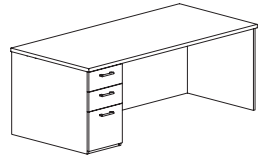


left shown

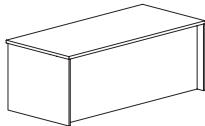


- top edge profile on user and approach sides
- top grommet available, specify location; and add \$49 list each
- chassis grommets available, specify and add \$94 list
- letter width pedestal
- locking available, specify and add \$78 list
- 6" overhang on approach side
- VST3684RD or VST3684LD or VSV3684RD or VSV3684LD chassis - 30" x 84"
- VST3672RD or VST3672LD or VSV3672RD or VSV3672LD chassis - 30" x 72"
- optional 14" half modesty panel available in place of full modesty, specify half modesty and indicate color on order

36" d Single Pedestal Desk with Recessed Modesty	36	84	29½	325	61	VST3684RDF	\$2,505	\$2,646		
	36	84	29½	325	61	VSV3684RDF			\$3,328	\$3,668
	36	84	29½	325	61	VST3684LDF	\$2,505	\$2,646		
	36	84	29½	325	61	VSV3684LDF			\$3,328	\$3,668
	36	72	29½	302	53	VST3672RDF	\$1,771	\$1,873		
	36	72	29½	302	53	VSV3672RDF			\$2,989	\$3,298
	36	72	29½	302	53	VST3672LDF	\$1,771	\$1,873		
	36	72	29½	302	53	VSV3672LDF			\$2,989	\$3,298



left shown



- top edge profile on user and approach sides
- top grommet available, specify location; and add \$49 list each
- chassis grommets available, specify and add \$94 list
- letter width pedestal
- locking available, specify and add \$78 list
- full width modesty panel

To Order, Specify:

① Model Number

Laminate - VST

Veneer - VSV

② Worksurface Material (see page V13)

- a.) TFL
- b.) HPL

③ Laminate Color (see page V13)

- a.) Worksurface Color
- b.) Chassis Color
- c.) Drawer Color

② Wood Species - Cherry (CH1), Maple (MA1)

- Walnut (WA1), Black Oak (BO1) or Double Cut (DC1) (see page V11)

③ Finish Color (see page V11)

④ Edge Profile (see page V14)

⑤ Pull Style and Color (see page V14)

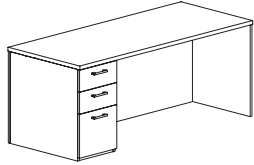
⑥ Optional Grommet Location & Color - Matte Black (MBK) or Arctic Silver (ASL) (see page V16)

⑦ Other Product Options (see page V1110)

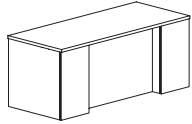
⑧ Accessories (see page VS314)

⑨ Power and Data Options (see page VS324)

Description	D	W	H	CTN WT	CU FT	① Model	TFL Laminate	HPL Laminate	Flat Cut Veneer	Double Cut Veneer
30" d Single Pedestal Desk with Break Front Modesty	30	72	29 1/2	290	44	VST3072RD	\$1,848	\$1,947		
	30	72	29 1/2	290	44	VSV3072RD			\$3,147	\$3,468
	30	72	29 1/2	290	44	VST3072LD	\$1,848	\$1,947		
	30	72	29 1/2	290	44	VSV3072LD			\$3,147	\$3,468
	30	66	29 1/2	262	41	VST3066RD	\$1,770	\$1,864		
	30	66	29 1/2	262	41	VSV3066RD			\$2,969	\$3,273
	30	66	29 1/2	262	41	VST3066LD	\$1,770	\$1,864		
	30	66	29 1/2	262	41	VSV3066LD			\$2,969	\$3,273

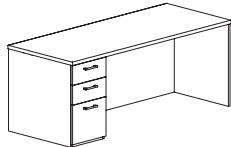


left shown

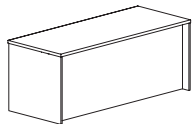


- top edge profile on user and approach sides
- top grommet available, specify location; and add \$49 list each
- chassis grommets available, specify and add \$94 list
- letter width pedestal
- locking available, specify and add \$78 list
- optional 14" half modesty panel available in place of full modesty, specify half modesty and indicate color on order



30" d Single Pedestal Desk with Recessed Modesty	30	72	29 1/2	290	44	VST3072RDF	\$1,743	\$1,843		
	30	72	29 1/2	290	44	VSV3072RDF			\$2,930	\$3,230
	30	72	29 1/2	290	44	VST3072LDF	\$1,743	\$1,843		
	30	72	29 1/2	290	44	VSV3072LDF			\$2,930	\$3,230
	30	66	29 1/2	262	41	VST3066RDF	\$1,666	\$1,763		
	30	66	29 1/2	262	41	VSV3066RDF			\$2,751	\$3,032
	30	66	29 1/2	262	41	VST3066LDF	\$1,666	\$1,763		
	30	66	29 1/2	262	41	VSV3066LDF			\$2,751	\$3,032



left shown



- top edge profile on user and approach sides
- top grommet available, specify location; and add \$49 list each
- chassis grommets available, specify and add \$94 list
- letter width pedestal
- locking available, specify and add \$78 list
- full width modesty panel

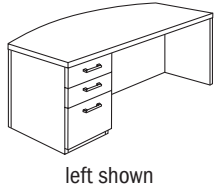
Description	D	W	H	CTN WT	CU FT	① Model	TFL Laminate	HPL Laminate	Flat Cut Veneer	Double Cut Veneer
Bow Front Single Pedestal Desk with Break Front Modesty  left shown 	42	72	29 1/2	365	61	VST4272RBD	\$2,911	\$3,067		
	42	72	29 1/2	365	61	VSV4272RBD			\$4,256	\$4,687
	42	72	29 1/2	365	61	VST4272LBD	\$2,911	\$3,067		
	42	72	29 1/2	365	61	VSV4272LBD			\$4,256	\$4,687
	36	84	29 1/2	365	61	VST3684RBD	\$2,760	\$2,910		
	36	84	29 1/2	365	61	VSV3684RBD			\$4,237	\$4,668
	36	84	29 1/2	365	61	VST3684LBD	\$2,760	\$2,910		
	36	84	29 1/2	365	61	VSV3684LBD			\$4,237	\$4,668
	36	72	29 1/2	351	53	VST3672RBD	\$2,361	\$2,490		
	36	72	29 1/2	351	53	VSV3672RBD			\$3,685	\$4,063
	36	72	29 1/2	351	53	VST3672LBD	\$2,361	\$2,490		
	36	72	29 1/2	351	53	VSV3672LBD			\$3,685	\$4,063

- top edge profile on user and approach sides
- top grommet available, specify location; and add \$49 list each
- chassis grommets available, specify and add \$94 list
- letter width pedestals
- locking available, specify and add \$78 list
- 6" overhang on approach side
- VST4272RBD & VST4272LBD or VSV4272RBD & VSV4272LBD chassis - 36" x 72"
- VST3684RBD & VST3684LBD or VSV3684RBD & VSV3684LBD chassis - 30" x 84"
- VST3672RBD & VST3672LBD or VSV3672RBD & VSV3672LBD chassis - 30" x 72"
- optional 14" half modesty panel available in place of full modesty, specify half modesty and indicate color on order

To Order, Specify:

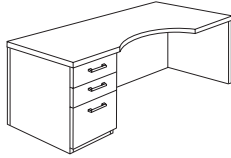
① Model Number	Laminate - VST	Veneer - VSV	
	② Worksurface Material (see page VI3) a.) TFL b.) HPL ③ Laminate Color (see page VI3) a.) Worksurface Color b.) Chassis Color c.) Drawer Color	② Wood Species - Cherry (CH1), Maple (MA1) Walnut (WA1), Black Oak (BO1) or Double Cut (DC1) (see page VI1) ③ Finish Color (see page VI1)	④ Edge Profile (see page VI4) ⑤ Pull Style and Color (see page VI4) ⑥ Optional Grommet Location & Color - Matte Black (MBK) or Arctic Silver (ASL) (see page VI6) ⑦ Other Product Options (see page VI110) ⑧ Accessories (see page VS314) ⑨ Power and Data Options (see page VS324)

Description	D	W	H	CTN WT	CU FT	① Model	TFL Laminate	HPL Laminate	Flat Cut Veneer	Double Cut Veneer
Bow Front Single Pedestal Desk with Recessed Modesty	42	72	29 ½	365	61	VST4272RBDF	\$2,807	\$2,963		
	42	72	29 ½	365	61	VSV4272RBDF			\$4,038	\$4,448
	42	72	29 ½	365	61	VST4272LBDF	\$2,807	\$2,963		
	42	72	29 ½	365	61	VSV4272LBDF			\$4,038	\$4,448
	36	84	29 ½	365	61	VST3684RBDF	\$2,658	\$2,806		
	36	84	29 ½	365	61	VSV3684RBDF			\$4,019	\$4,428
	36	84	29 ½	365	61	VST3684LBDF	\$2,658	\$2,806		
	36	84	29 ½	365	61	VSV3684LBDF			\$4,019	\$4,428
	36	72	29 ½	351	53	VST3672RBDF	\$2,258	\$2,387		
	36	72	29 ½	351	53	VSV3672RBDF			\$3,467	\$3,821
	36	72	29 ½	351	53	VST3672LBDF	\$2,258	\$2,387		
	36	72	29 ½	351	53	VSV3672LBDF			\$3,467	\$3,821

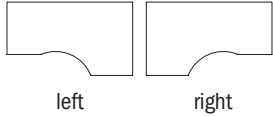


- top edge profile on user and approach sides
- top grommet available, specify location; and add \$49 list each
- chassis grommets available, specify and add \$94 list
- letter width pedestals
- locking available, specify and add \$78 list
- full width modesty panel
- 6" overhang on approach side
- VST4272RBDF & VST4272LBDF or VSV4272RBDF & VSV4272LBDF chassis - 36" x 72"
- VST3684RBDF & VST3684LBDF or VSV3684RBDF & VSV3684LBDF chassis - 30" x 84"
- VST3672RBDF & VST3672LBDF or VSV3672RBDF & VSV3672LBDF chassis - 30" x 72"

Description	D	W	H	CTN WT	CU FT	① Model	TFL Laminate	HPL Laminate	Flat Cut Veneer	Double Cut Veneer
Cockpit Single Pedestal Desk with Break Front Modesty	42	72	29 1/2	308	61	VST4272CRD	\$2,616	\$2,757		
	42	72	29 1/2	308	61	VSV4272CRD			\$3,754	\$4,135
	42	72	29 1/2	308	61	VST4272CLD	\$2,616	\$2,757		
	42	72	29 1/2	308	61	VSV4272CLD			\$3,754	\$4,135

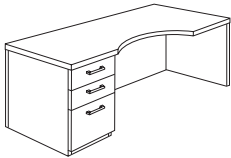


left shown

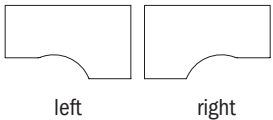


- cockpit style wrap around top
- top edge profile on user and approach sides
- top grommet available, specify location; and add \$49 list each
- chassis grommets available, specify and add \$94 list
- letter width pedestal
- locking available, specify and add \$78 list
- optional 14" half modesty panel available in place of full modesty, specify half modesty and indicate color on order

Cockpit Single Pedestal Desk with Recessed Modesty	42	72	29 1/2	308	63	VST4272CRDF	\$2,513	\$2,652		
	42	72	29 1/2	308	63	VSV4272CRDF			\$3,536	\$3,896
	42	72	29 1/2	308	63	VST4272CLDF	\$2,513	\$2,652		
	42	72	29 1/2	308	63	VSV4272CLDF			\$3,536	\$3,896



left shown



- cockpit style wrap around top
- top edge profile on user and approach sides
- top grommet available, specify location; and add \$49 list each
- chassis grommets available, specify and add \$94 list
- letter width pedestal
- locking available, specify and add \$78 list
- full width modesty panel

To Order, Specify:

① Model Number

Laminate - VST

Veneer - VSV

② Worksurface Material (see page V13)

- a.) TFL
- b.) HPL

② Wood Species - Cherry (CH1), Maple (MA1)

- Walnut (WA1), Black Oak (BO1) or Double Cut (DC1) (see page V11)

④ Edge Profile (see page V14)

⑤ Pull Style and Color (see page V14)

⑥ Optional Grommet Location & Color - Matte Black (MBK) or Arctic Silver (ASL) (see page V16)

③ Laminate Color (see page V13)

- a.) Worksurface Color
- b.) Chassis Color
- c.) Drawer Color

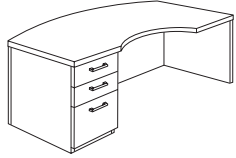
③ Finish Color (see page V11)

⑦ Other Product Options (see page V1110)

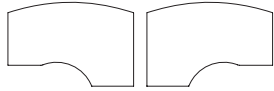
⑧ Accessories (see page VS314)

⑨ Power and Data Options (see page VS324)

Description	D	W	H	CTN WT	CU FT	① Model	TFL Laminate	HPL Laminate	Flat Cut Veneer	Double Cut Veneer
Bow Front Cockpit Single Pedestal Desk with Break Front Modesty	48	72	29 ½	312	66	VST4872CBDR	\$2,739	\$2,885		
	48	72	29 ½	312	66	VSV4872CBDR			\$3,859	\$4,253
	48	72	29 ½	312	66	VST4872CBDL	\$2,739	\$2,885		
	48	72	29 ½	312	66	VSV4872CBDL			\$3,859	\$4,253



left shown

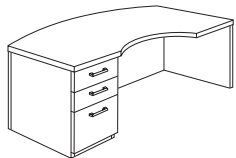


left

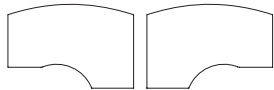
right

- cockpit style wrap around top
- top edge profile on user and approach sides
- top grommet available, specify location; and add \$49 list each
- chassis grommets available, specify and add \$94 list
- letter width pedestal
- locking available, specify and add \$78 list
- 6" overhang on approach side
- chassis - 42" x 72"
- optional 14" half modesty panel available in place of full modesty, specify half modesty and indicate color on order

Bow Front Cockpit Single Pedestal Desk with Recessed Modesty	48	72	29 ½	312	66	VST4872CBDRF	\$2,636	\$2,780		
	48	72	29 ½	312	66	VSV4872CBDRF			\$3,642	\$4,011
	48	72	29 ½	312	66	VST4872CBDLF	\$2,636	\$2,780		
	48	72	29 ½	312	66	VSV4872CBDLF			\$3,642	\$4,011



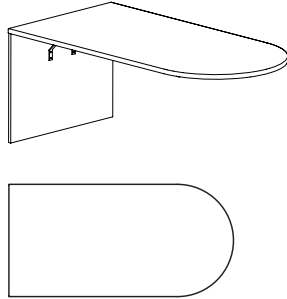
left shown



left

right

- cockpit style wrap around top
- top edge profile on user and approach sides
- top grommet available, specify location; and add \$49 list each
- chassis grommets available, specify and add \$94 list
- letter width pedestal
- locking available, specify and add \$78 list
- full width modesty panel
- 6" overhang on approach side
- chassis - 42" x 72"

Description	D	W	H	CTN WT	CU FT	① Model	TFL Laminate	HPL Laminate	Flat Cut Veneer	Double Cut Veneer
	30	84	29½	175	61	VST3684B	\$1,980	\$2,083		
	36	84	29½	175	61	VSV3684B			\$3,420	\$3,765
	36	78	29½	169	57	VST3678B	\$1,927	\$2,027		
	36	78	29½	169	57	VSV3678B			\$3,332	\$3,664
	36	72	29½	163	53	VST3672B	\$1,639	\$1,726		
	36	72	29½	163	53	VSV3672B			\$2,832	\$3,115
	30	84	29½	168	51	VST3084B	\$1,852	\$1,951		
	30	84	29½	168	51	VSV3084B			\$3,203	\$3,524
	30	78	29½	163	48	VST3078B	\$1,795	\$1,889		
	30	78	29½	163	48	VSV3078B			\$3,103	\$3,413
	30	72	29½	158	44	VST3072B	\$1,578	\$1,661		
	30	72	29½	158	44	VSV3072B			\$2,728	\$3,002
	30	66	29½	152	41	VST3066B	\$1,446	\$1,520		
	30	66	29½	152	41	VSV3066B			\$2,496	\$2,746

- top edge profile on three open sides
 - top grommet available, specify location, and add \$49 list each
 - chassis grommet available, specify and add \$47 list
 - non-handed
 - not recommended for freestanding use
 - bases must be purchased separately; see pages VS161-VS162 for options
- Note: truss base not compatible with models wider than 72"

 <p>left shown</p>  <p>left right</p>	48	72	29½	175	66	VST4872CBR	\$1,953	\$2,055		
	48	72	29½	175	66	VSV4872CBR			\$3,375	\$3,713
	48	72	29½	175	66	VST4872CBL	\$1,953	\$2,055		
	48	72	29½	175	66	VSV4872CBL			\$3,375	\$3,713

- cockpit style wrap around top
- edge profile on three open sides
- top grommet available, specify location, and add \$49 list each
- chassis grommets available, specify and add \$94 list
- not recommended for freestanding use
- bases must be purchased separately; see pages VS161-VS162 for options

To Order, Specify:

① Model Number

Laminate - VST

Veneer - VSV

② Worksurface Material (see page V13)

- a.) TFL
- b.) HPL

③ Laminate Color (see page V13)

- a.) Worksurface Color
- b.) Chassis Color
- c.) Drawer Color

② Wood Species - Cherry (CH1), Maple (MA1)

- Walnut (WA1), Black Oak (BO1) or Double Cut (DC1) (see page V11)

③ Finish Color (see page V11)

④ Edge Profile (see page V14)

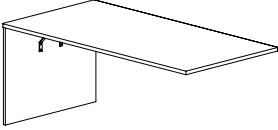
⑤ Pull Style and Color (see page V14)

⑥ Optional Grommet Location & Color - Matte Black (MBK) or Arctic Silver (ASL) (see page V16)

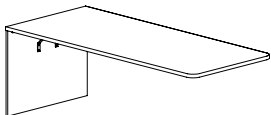
⑦ Other Product Options (see page V1110)

⑧ Accessories (see page VS314)

⑨ Power and Data Options (see page VS324)

Description	D	W	H	CTN WT	CU FT	① Model	TFL Laminate	HPL Laminate	Flat Cut Veneer	Double Cut Veneer
Rectangular Peninsula Desk 	36	84	29 ½	176	61	VST3684RCT	\$1,500	\$1,577		
	36	84	29 ½	176	61	VSV3684RCT			\$2,504	\$2,753
	36	78	29 ½	170	57	VST3678RCT	\$1,424	\$1,499		
	36	78	29 ½	170	57	VSV3678RCT			\$2,378	\$2,615
	36	72	29 ½	164	53	VST3672RCT	\$1,361	\$1,432		
	36	72	29 ½	164	53	VSV3672RCT			\$2,278	\$2,505
	30	84	29 ½	169	51	VST3084RCT	\$1,425	\$1,500		
	30	84	29 ½	169	51	VSV3084RCT			\$2,379	\$2,616
	30	78	29 ½	164	48	VST3078RCT	\$1,376	\$1,448		
	30	78	29 ½	164	48	VSV3078RCT			\$2,297	\$2,528
	30	72	29 ½	159	44	VST3072RCT	\$1,340	\$1,409		
	30	72	29 ½	159	44	VSV3072RCT			\$2,234	\$2,460

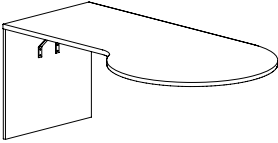
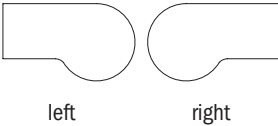
- edge profile on three open sides
 - top grommet available, specify location, and add \$49 list each
 - chassis grommets available, specify and add \$94 list
 - non-handed
 - not recommended for freestanding use
 - bases must be purchased separately; see pages VS161-VS162 for options
- Note: truss base not compatible with models wider than 72"

Description	D	W	H	CTN WT	CU FT	① Model	TFL Laminate	HPL Laminate	Flat Cut Veneer	Double Cut Veneer
Soft Rectangular Peninsula Desk 	36	84	29½	143	60	VST3684RRD	\$1,332	\$1,460		
	36	84	29½	143	60	VSV3684RRD			\$2,548	\$2,804
	36	78	29½	134	56	VST3678RRD	\$1,257	\$1,374		
	36	78	29½	134	56	VSV3678RRD			\$2,409	\$2,650
	36	72	29½	126	52	VST3672RRD	\$1,173	\$1,281		
	36	72	29½	126	52	VSV3672RRD			\$2,261	\$2,487
	36	66	29½	118	48	VST3666RRD	\$1,098	\$1,198		
	36	66	29½	118	48	VSV3666RRD			\$2,124	\$2,336
	36	60	29½	109	43	VST3660RRD	\$1,033	\$1,123		
	36	60	29½	109	43	VSV3660RRD			\$1,995	\$2,195
	30	84	29½	120	51	VST3084RRD	\$1,168	\$1,274		
	30	84	29½	120	51	VSV3084RRD			\$2,232	\$2,455
	30	78	29½	113	47	VST3078RRD	\$1,102	\$1,202		
	30	78	29½	113	47	VSV3078RRD			\$2,112	\$2,324
	30	72	29½	106	44	VST3072RRD	\$1,029	\$1,120		
	30	72	29½	106	44	VSV3072RRD			\$1,986	\$2,186
	30	66	29½	99	40	VST3066RRD	\$966	\$1,050		
	30	66	29½	99	40	VSV3066RRD			\$1,871	\$2,058
	30	60	29½	92	37	VST3060RRD	\$912	\$988		
	30	60	29½	92	37	VSV3060RRD			\$1,764	\$1,941

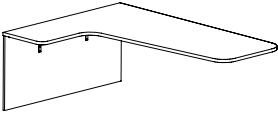
- edge profile on three open sides
 - top grommet available, specify location, and add \$49 list each
 - chassis grommets available, specify and add \$94 list
 - non-handed
 - not recommended for freestanding use
 - bases must be purchased separately; see pages VS161-VS162 for options
- Note: truss base not compatible with models wider than 72"

To Order, Specify:

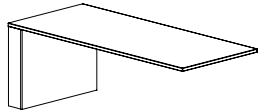
① Model Number	Laminate - VST	Veneer - VSV	
	<p>② Worksurface Material (see page VI3)</p> <p>a.) TFL</p> <p>b.) HPL</p> <p>③ Laminate Color (see page VI3)</p> <p>a.) Worksurface Color</p> <p>b.) Chassis Color</p> <p>c.) Drawer Color</p>	<p>② Wood Species - Cherry (CH1), Maple (MA1) Walnut (WA1), Black Oak (BO1) or Double Cut (DC1) (see page VI1)</p> <p>③ Finish Color (see page VI1)</p>	<p>④ Edge Profile (see page VI4)</p> <p>⑤ Pull Style and Color (see page VI4)</p> <p>⑥ Optional Grommet Location & Color - Matte Black (MBK) or Arctic Silver (ASL) (see page VI6)</p> <p>⑦ Other Product Options (see page VI110)</p> <p>⑧ Accessories (see page VS314)</p> <p>⑨ Power and Data Options (see page VS324)</p>

Description	D	W	H	CTN WT	CU FT	① Model	TFL Laminate	HPL Laminate	Flat Cut Veneer	Double Cut Veneer
 <p>left shown</p>  <p>left right</p>	42	84	29 ½	190	71	VST4284RP	\$2,087	\$2,196		
	42	84	29 ½	190	71	VSV4284RP			\$3,607	\$3,967
	42	84	29 ½	190	71	VST4284LP	\$2,087	\$2,196		
	42	84	29 ½	190	71	VSV4284LP			\$3,607	\$3,967
	42	78	29 ½	184	66	VST4278RP	\$2,015	\$2,121		
	42	78	29 ½	184	66	VSV4278RP			\$3,482	\$3,831
	42	78	29 ½	184	66	VST4278LP	\$2,015	\$2,121		
	42	78	29 ½	184	66	VSV4278LP			\$3,482	\$3,831
	42	72	29 ½	175	61	VST4272RP	\$1,896	\$1,996		
	42	72	29 ½	175	61	VSV4272RP			\$3,279	\$3,609
	42	72	29 ½	175	61	VST4272LP	\$1,896	\$1,996		
	42	72	29 ½	175	61	VSV4272LP			\$3,279	\$3,609

- 42" at widest point
 - 30" at end panel
 - edge profile on three open sides
 - top grommet available, specify location, and add \$49 list each
 - chassis grommets available, specify and add \$94 list
 - not recommended for freestanding use
 - bases must be purchased separately; see pages VS161-VS162 for options
- Note: truss base not compatible with P-Top Peninsula Desk

Description	D	W	H	CTN WT	CU FT	① Model	TFL Laminate	HPL Laminate	Flat Cut Veneer	Double Cut Veneer
 <p>left shown</p>	60	84	29 ½	166	98	VST6084SWPR	\$2,069	\$2,282		
	60	84	29 ½	166	98	VSV6084SWPR			\$3,989	\$4,388
	60	84	29 ½	166	98	VST6084SWPL	\$2,069	\$2,282		
	60	84	29 ½	166	98	VSV6084SWPL			\$3,989	\$4,388
	60	78	29 ½	159	91	VST6078SWPR	\$1,951	\$2,147		
	60	78	29 ½	159	91	VSV6078SWPR			\$3,763	\$4,140
	60	78	29 ½	159	91	VST6078SWPL	\$1,951	\$2,147		
	60	78	29 ½	159	91	VSV6078SWPL			\$3,763	\$4,140
	60	72	29 ½	152	84	VST6072SWPR	\$1,823	\$2,004		
	60	72	29 ½	152	84	VSV6072SWPR			\$3,530	\$3,883
	60	72	29 ½	152	84	VST6072SWPL	\$1,823	\$2,004		
	60	72	29 ½	152	84	VSV6072SWPL			\$3,530	\$3,883
	60	66	29 ½	145	77	VST6066SWPR	\$1,705	\$1,872		
	60	66	29 ½	145	77	VSV6066SWPR			\$3,308	\$3,638
	60	66	29 ½	145	77	VST6066SWPL	\$1,705	\$1,872		
	60	66	29 ½	145	77	VSV6066SWPL			\$3,308	\$3,638
	60	60	29 ½	138	71	VST6060SWPR	\$1,596	\$1,748		
	60	60	29 ½	138	71	VSV6060SWPR			\$3,092	\$3,401
60	60	29 ½	138	71	VST6060SWPL	\$1,596	\$1,748			
60	60	29 ½	138	71	VSV6060SWPL			\$3,092	\$3,401	

- edge profile on three open sides
 - top grommet available, specify location, and add \$49 list each
 - chassis grommets available, specify and add \$94 list
 - bases must be purchased separately; see pages VS161-VS162 for options
- Note: truss base not compatible with models wider than 72"

Description	D	W	H	CTN WT	CU FT	① Model	TFL Laminate	HPL Laminate	Flat Cut Veneer	Double Cut Veneer
Rectangular Workwall Peninsula Desk 	36	84	29½	143	19	VST3684WPRCT	\$1,251	\$1,378		
	36	84	29½	143	19	VSV3684WPRCT			\$2,513	\$2,763
	36	78	29½	134	18	VST3678WPRCT	\$1,176	\$1,292		
	36	78	29½	134	18	VSV3678WPRCT			\$2,373	\$2,610
	36	72	29½	126	17	VST3672WPRCT	\$1,092	\$1,199		
	36	72	29½	126	17	VSV3672WPRCT			\$2,225	\$2,450
	36	66	29½	118	15	VST3666WPRCT	\$1,016	\$1,117		
	36	66	29½	118	15	VSV3666WPRCT			\$2,088	\$2,299
	36	60	29½	109	14	VST3660WPRCT	\$951	\$1,041		
	36	60	29½	109	14	VSV3660WPRCT			\$1,959	\$2,158
	30	84	29½	120	16	VST3084WPRCT	\$1,086	\$1,192		
	30	84	29½	120	16	VSV3084WPRCT			\$2,196	\$2,415
	30	78	29½	113	15	VST3078WPRCT	\$1,021	\$1,120		
	30	78	29½	113	15	VSV3078WPRCT			\$2,077	\$2,285
	30	72	29½	106	14	VST3072WPRCT	\$948	\$1,038		
	30	72	29½	106	14	VSV3072WPRCT			\$1,952	\$2,148
	30	66	29½	99	13	VST3066WPRCT	\$884	\$968		
	30	66	29½	99	13	VSV3066WPRCT			\$1,835	\$2,021
	30	60	29½	92	12	VST3060WPRCT	\$830	\$906		
	30	60	29½	92	12	VSV3060WPRCT			\$1,728	\$1,905

- edge profile on three open sides
 - top grommet available, specify location, and add \$49 list each
 - not recommended for freestanding use
 - bases must be purchased separately; see pages VS161-VS162 for options
- Note: truss base not compatible with models wider than 72"

To Order, Specify:

① Model Number

Laminate - VST

Veneer - VSV

② Worksurface Material (see page VI3)

- a.) TFL
- b.) HPL

③ Laminate Color (see page VI3)

- a.) Worksurface Color
- b.) Chassis Color
- c.) Drawer Color

② Wood Species - Cherry (CH1), Maple (MA1)

- Walnut (WA1), Black Oak (BO1) or Double Cut (DC1) (see page VI1)

③ Finish Color (see page VI1)

④ Edge Profile (see page VI4)

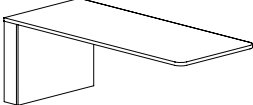
⑤ Pull Style and Color (see page VI4)

⑥ Optional Grommet Location & Color - Matte Black (MBK) or Arctic Silver (ASL) (see page VI6)


⑦ Other Product Options (see page VI110)

⑧ Accessories (see page VS314)

⑨ Power and Data Options (see page VS324)

Description	D	W	H	CTN WT	CU FT	① Model	TFL Laminate	HPL Laminate	Flat Cut Veneer	Double Cut Veneer
Soft Rectangular Workwall Peninsula Desk	36	84	29½	143	19	VST3684WPRRD	\$1,425	\$1,553		
	36	84	29½	143	19	VSV3684WPRRD			\$2,686	\$2,936
	36	78	29½	134	18	VST3678WPRRD	\$1,349	\$1,467		
	36	78	29½	134	18	VSV3678WPRRD			\$2,547	\$2,784
	36	72	29½	126	17	VST3672WPRRD	\$1,265	\$1,373		
	36	72	29½	126	17	VSV3672WPRRD			\$2,398	\$2,623
	36	66	29½	118	15	VST3666WPRRD	\$1,190	\$1,290		
	36	66	29½	118	15	VSV3666WPRRD			\$2,262	\$2,474
	36	60	29½	109	14	VST3660WPRRD	\$1,124	\$1,216		
	36	60	29½	109	14	VSV3660WPRRD			\$2,133	\$2,331
	30	84	29½	120	16	VST3084WPRRD	\$1,261	\$1,366		
	30	84	29½	120	16	VSV3084WPRRD			\$2,370	\$2,588
	30	78	29½	113	15	VST3078WPRRD	\$1,195	\$1,293		
	30	78	29½	113	15	VSV3078WPRRD			\$2,250	\$2,458
	30	72	29½	106	14	VST3072WPRRD	\$1,121	\$1,211		
	30	72	29½	106	14	VSV3072WPRRD			\$2,125	\$2,321
	30	66	29½	99	13	VST3066WPRRD	\$1,058	\$1,142		
	30	66	29½	99	13	VSV3066WPRRD			\$2,009	\$2,195
	30	60	29½	92	12	VST3060WPRRD	\$1,003	\$1,080		
	30	60	29½	92	12	VSV3060WPRRD			\$1,901	\$2,078

- edge profile on three open sides
 - top grommet available, specify location, and add \$49 list each
 - not recommended for freestanding use
 - bases must be purchased separately; see pages VS161-VS162 for options
- Note: truss base not compatible with models wider than 72"

Description	D	W	H	CTN WT	CU FT	① Model	TFL Laminate	HPL Laminate	Flat Cut Veneer	Double Cut Veneer
Rectangular Run-Off Desk Top 	36	72	1 3/16	101	7	VST3672SR0D	\$834	\$1,114		
	36	72	1 3/16	101	7	VSV3672SR0D			\$1,736	\$1,910
	36	66	1 3/16	93	6	VST3666SR0D	\$796	\$1,002		
	36	66	1 3/16	93	6	VSV3666SR0D			\$1,608	\$1,770
	36	60	1 3/16	86	6	VST3660SR0D	\$758	\$928		
	36	60	1 3/16	86	6	VSV3660SR0D			\$1,488	\$1,638
	36	54	1 3/16	79	5	VST3654SR0D	\$713	\$872		
	36	54	1 3/16	79	5	VSV3654SR0D			\$1,374	\$1,512
	36	48	1 3/16	72	5	VST3648SR0D	\$669	\$820		
	36	48	1 3/16	72	5	VSV3648SR0D			\$1,269	\$1,397
	30	72	1 3/16	88	6	VST3072SR0D	\$766	\$987		
	30	72	1 3/16	88	6	VSV3072SR0D			\$1,543	\$1,699
	30	66	1 3/16	81	6	VST3066SR0D	\$717	\$887		
	30	66	1 3/16	81	6	VSV3066SR0D			\$1,432	\$1,576
	30	60	1 3/16	74	5	VST3060SR0D	\$675	\$811		
	30	60	1 3/16	74	5	VSV3060SR0D			\$1,319	\$1,451
	30	54	1 3/16	68	5	VST3054SR0D	\$631	\$757		
	30	54	1 3/16	68	5	VSV3054SR0D			\$1,219	\$1,341
	30	48	1 3/16	62	4	VST3048SR0D	\$586	\$704		
	30	48	1 3/16	62	4	VSV3048SR0D			\$1,123	\$1,237

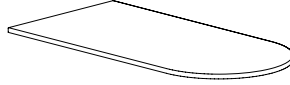
- edge profile on three open sides
- top grommet available, specify location, and add \$49 list each
- not recommended for freestanding use
- bases must be purchased separately; see pages VS161-VS162 for options

To Order, Specify:

① Model Number	Laminate - VST	Veneer - VSV	
	② Worksurface Material (see page VI3) a.) TFL b.) HPL ③ Laminate Color (see page VI3) a.) Worksurface Color b.) Chassis Color c.) Drawer Color	② Wood Species - Cherry (CH1), Maple (MA1) Walnut (WA1), Black Oak (BO1) or Double Cut (DC1) (see page VI1) ③ Finish Color (see page VI1)	④ Edge Profile (see page VI4) ⑤ Pull Style and Color (see page VI4) ⑥ Optional Grommet Location & Color - Matte Black (MBK) or Arctic Silver (ASL) (see page VI6) ⑦ Other Product Options (see page VI110) ⑧ Accessories (see page VS314) ⑨ Power and Data Options (see page VS324)

Description	D	W	H	CTN WT	CU FT	① Model	TFL Laminate	HPL Laminate	Flat Cut Veneer	Double Cut Veneer
Soft Rectangular Run-off Desk Top	36	72	1 ³ / ₁₆	101	7	VST3672RR0D	\$979	\$1,087		
	36	72	1 ³ / ₁₆	101	7	VSV3672RR0D			\$1,740	\$1,895
	36	66	1 ³ / ₁₆	93	6	VST3666RR0D	\$895	\$996		
	36	66	1 ³ / ₁₆	93	6	VSV3666RR0D			\$1,594	\$1,736
	36	60	1 ³ / ₁₆	86	6	VST3660RR0D	\$821	\$912		
	36	60	1 ³ / ₁₆	86	6	VSV3660RR0D			\$1,456	\$1,584
	36	54	1 ³ / ₁₆	79	5	VST3654RR0D	\$766	\$837		
	36	54	1 ³ / ₁₆	79	5	VSV3654RR0D			\$1,347	\$1,481
	36	48	1 ³ / ₁₆	72	5	VST3648RR0D	\$718	\$769		
	36	48	1 ³ / ₁₆	72	5	VSV3648RR0D			\$1,244	\$1,370
	30	72	1 ³ / ₁₆	88	6	VST3072RR0D	\$849	\$939		
	30	72	1 ³ / ₁₆	88	6	VSV3072RR0D			\$1,483	\$1,613
	30	66	1 ³ / ₁₆	81	6	VST3066RR0D	\$777	\$861		
	30	66	1 ³ / ₁₆	81	6	VSV3066RR0D			\$1,358	\$1,476
	30	60	1 ³ / ₁₆	74	5	VST3060RR0D	\$713	\$789		
	30	60	1 ³ / ₁₆	74	5	VSV3060RR0D			\$1,242	\$1,350
	30	54	1 ³ / ₁₆	68	5	VST3054RR0D	\$658	\$714		
	30	54	1 ³ / ₁₆	68	5	VSV3054RR0D			\$1,137	\$1,251
	30	48	1 ³ / ₁₆	62	4	VST3048RR0D	\$610	\$646		
	30	48	1 ³ / ₁₆	62	4	VSV3048RR0D			\$1,043	\$1,147

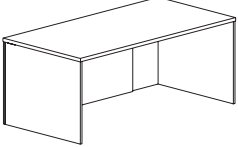
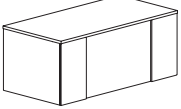
- edge profile on three open sides
- top grommet available, specify location, and add \$49 list each
- not recommended for freestanding use
- bases must be purchased separately; see pages VS161-VS162 for options

Description	D	W	H	CTN WT	CU FT	① Model	TFL Laminate	HPL Laminate	Flat Cut Veneer	Double Cut Veneer
Bullet Run-Off Desk 	36	72	1 3/16	94	7	VST3672BROD	\$979	\$1,087		
	36	72	1 3/16	94	7	VSV3672BROD			\$1,740	\$1,895
	36	66	1 3/16	86	6	VST3666BROD	\$895	\$996		
	36	66	1 3/16	86	6	VSV3666BROD			\$1,594	\$1,736
	36	60	1 3/16	79	6	VST3660BROD	\$821	\$912		
	36	60	1 3/16	79	6	VSV3660BROD			\$1,456	\$1,584
	36	54	1 3/16	72	5	VST3654BROD	\$766	\$837		
	36	54	1 3/16	72	5	VSV3654BROD			\$1,347	\$1,481
	36	48	1 3/16	65	5	VST3648BROD	\$718	\$769		
	36	48	1 3/16	65	5	VSV3648BROD			\$1,244	\$1,370
	30	72	1 3/16	82	6	VST3072BROD	\$849	\$939		
	30	72	1 3/16	82	6	VSV3072BROD			\$1,483	\$1,613
	30	66	1 3/16	75	6	VST3066BROD	\$777	\$861		
	30	66	1 3/16	75	6	VSV3066BROD			\$1,358	\$1,476
	30	60	1 3/16	68	5	VST3060BROD	\$713	\$789		
	30	60	1 3/16	68	5	VSV3060BROD			\$1,242	\$1,350
	30	54	1 3/16	62	5	VST3054BROD	\$658	\$714		
	30	54	1 3/16	62	5	VSV3054BROD			\$1,137	\$1,251
	30	48	1 3/16	56	4	VST3048BROD	\$610	\$646		
	30	48	1 3/16	56	4	VSV3048BROD			\$1,043	\$1,147

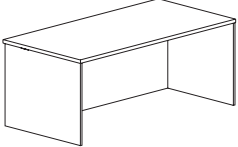
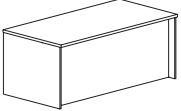
- edge profile on three open sides
 - top grommet available, specify location, and add \$49 list each
 - not recommended for freestanding use
 - bases must be purchased separately; see pages VS161-VS162 for options
- Note: truss base not compatible with models wider than 72"

To Order, Specify:

① Model Number	Laminate - VST	Veneer - VSV	
	② Worksurface Material (see page VI3) a.) TFL b.) HPL ③ Laminate Color (see page VI3) a.) Worksurface Color b.) Chassis Color c.) Drawer Color	② Wood Species - Cherry (CH1), Maple (MA1) Walnut (WA1), Black Oak (BO1) or Double Cut (DC1) (see page VI1) ③ Finish Color (see page VI1)	④ Edge Profile (see page VI4) ⑤ Pull Style and Color (see page VI4) ⑥ Optional Grommet Location & Color - Matte Black (MBK) or Arctic Silver (ASL) (see page VI6) ⑦ Other Product Options (see page VI110) ⑧ Accessories (see page VS314) ⑨ Power and Data Options (see page VS324)

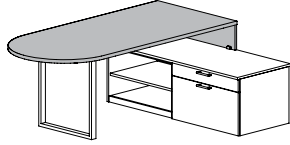
Description	D	W	H	CTN WT	CU FT	① Model	TFL Laminate	HPL Laminate	Flat Cut Veneer	Double Cut Veneer
Shell Desk with Break Front Modesty  	36	72	29 ½	205	53	VST3672SHD	\$1,784	\$1,875		
	36	72	29 ½	205	53	VSV3672SHD			\$2,457	\$2,705
	30	72	29 ½	192	44	VST3072SHD	\$1,683	\$1,768		
	30	72	29 ½	192	44	VSV3072SHD			\$2,397	\$2,640
	30	66	29 ½	179	41	VST3066SHD	\$1,586	\$1,667		
	30	66	29 ½	179	41	VSV3066SHD			\$2,311	\$2,540
	30	60	29 ½	168	41	VST3060SHD	\$1,543	\$1,622		
	30	60	29 ½	168	41	VSV3060SHD			\$2,279	\$2,506

- top edge profile on user and approach sides
- top grommet available, specify location, and add \$49 list each
- chassis grommet available, specify and add \$47 list
- modular pedestals available; see page VS126
- use 30"d pedestals with 36"d shell, use 24"d pedestals with 30"d shells
- adding modular pedestals could block grommets

Shell Desk with Recessed Modesty  	36	72	29 ½	205	53	VST3672SHDF	\$1,679	\$1,773		
	36	72	29 ½	205	53	VSV3672SHDF			\$2,237	\$2,464
	30	72	29 ½	192	44	VST3072SHDF	\$1,578	\$1,665		
	30	72	29 ½	192	44	VSV3072SHDF			\$2,180	\$2,397
	30	66	29 ½	179	41	VST3066SHDF	\$1,481	\$1,564		
	30	66	29 ½	179	41	VSV3066SHDF			\$2,091	\$2,303
	30	60	29 ½	168	41	VST3060SHDF	\$1,438	\$1,519		
	30	60	29 ½	168	41	VSV3060SHDF			\$2,060	\$2,266

- top edge profile on user and approach sides
- top grommet available, specify location, and add \$49 list each
- chassis grommet available, specify and add \$47 list
- full width modesty panel
- modular pedestals available; see page VS126
- use 30"d pedestals with 36"d shell, use 24"d pedestals with 30"d shells
- adding modular pedestals could block grommets

Description	D	W	H	CTN WT	CU FT	① Model	TFL Laminate	HPL Laminate	Flat Cut Veneer	Double Cut Veneer
Bench Height Supported Bullet Peninsula Desk	36	84	9 11/16	170	22	VSTB3684B	\$1,869	\$1,966		
	36	84	9 11/16	170	22	VSVB3684B			\$3,228	\$3,550
	36	78	9 11/16	164	21	VSTB3678B	\$1,815	\$1,912		
	36	78	9 11/16	164	21	VSVB3678B			\$3,139	\$3,450
	36	72	9 11/16	158	19	VSTB3672B	\$1,526	\$1,606		
	36	72	9 11/16	158	19	VSVB3672B			\$2,642	\$2,903
	30	84	9 11/16	163	19	VSTB3084B	\$1,752	\$1,843		
	30	84	9 11/16	163	19	VSVB3084B			\$3,026	\$3,332
	30	78	9 11/16	158	18	VSTB3078B	\$1,695	\$1,783		
	30	78	9 11/16	158	18	VSVB3078B			\$2,926	\$3,220
	30	72	9 11/16	153	16	VSTB3072B	\$1,479	\$1,557		
	30	72	9 11/16	153	16	VSVB3072B			\$2,554	\$2,811



- must attach to bench height cabinet & top, see pages VS132-134
 - edge profile on three open sides
 - top grommet available, specify location, and add \$49 list each
 - chassis grommet available, specify and add \$47 list
 - non-handed
 - not recommended for freestanding use
 - bases must be purchased separately; see pages VS161-VS162 for options
- Note: truss base not compatible with models wider than 72"

To Order, Specify:

① Model Number

Laminate - VST

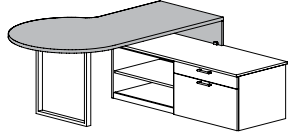
Veneer - VSV

- ② Worksurface Material (see page V13)
 - a.) TFL
 - b.) HPL
- ③ Laminate Color (see page V13)
 - a.) Worksurface Color
 - b.) Chassis Color
 - c.) Drawer Color

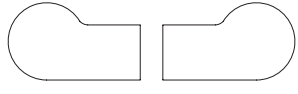
- ② Wood Species - Cherry (CH1), Maple (MA1)
Walnut (WA1), Black Oak (BO1) or
Double Cut (DC1) (see page V11)
- ③ Finish Color (see page V11)

- ④ Edge Profile (see page V14)
- ⑤ Pull Style and Color (see page V14)
- ⑥ Optional Grommet Location & Color -
Matte Black (MBK) or Arctic Silver (ASL)
(see page V16)
- ⑦ Other Product Options (see page V1110)
- ⑧ Accessories (see page VS314)
- ⑨ Power and Data Options (see page VS324)

Description	D	W	H	CTN WT	CU FT	① Model	TFL Laminate	HPL Laminate	Flat Cut Veneer	Double Cut Veneer
Bench Height Supported P-Top Peninsula Desk	42	84	9 11/16	185	26	VSTB4284RP	\$1,985	\$2,089		
	42	84	9 11/16	185	26	VSVB4284RP			\$3,436	\$3,777
	42	84	9 11/16	185	26	VSTB4284LP	\$1,985	\$2,089		
	42	84	9 11/16	185	26	VSVB4284LP			\$3,436	\$3,777
	42	78	9 11/16	179	24	VSTB4278RP	\$1,915	\$2,014		
	42	78	9 11/16	179	24	VSVB4278RP			\$3,308	\$3,637
	42	78	9 11/16	179	24	VSTB4278LP	\$1,915	\$2,014		
	42	78	9 11/16	179	24	VSVB4278LP			\$3,308	\$3,637
	42	72	9 11/16	170	22	VSTB4272RP	\$1,796	\$1,892		
	42	72	9 11/16	170	22	VSVB4272RP			\$3,106	\$3,415
	42	72	9 11/16	170	22	VSTB4272LP	\$1,796	\$1,892		
	42	72	9 11/16	170	22	VSVB4272LP			\$3,106	\$3,415



left shown



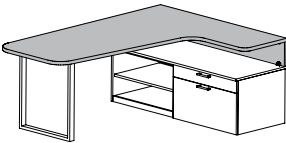
left

right

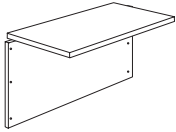
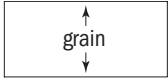
- 42" widest point
 - 30" at end panel
 - top grommet available, specify location, and add \$49 list each
 - chassis grommet available, specify and add \$47 list
 - must attach to bench height cabinet & top, see pages VS132-VS134
 - edge profile on three open sides
 - not recommended for freestanding use
 - bases must be purchased separately; see pages VS161-VS162 for options
- Note: truss base not compatible with P-Top Peninsula Desk

To Order, Specify:

① Model Number	Laminate - VST	Veneer - VSV	
	<p>② Worksurface Material (see page VI3)</p> <p>a.) TFL</p> <p>b.) HPL</p> <p>③ Laminate Color (see page VI3)</p> <p>a.) Worksurface Color</p> <p>b.) Chassis Color</p> <p>c.) Drawer Color</p>	<p>② Wood Species - Cherry (CH1), Maple (MA1) Walnut (WA1), Black Oak (BO1) or Double Cut (DC1) (see page VI1)</p> <p>③ Finish Color (see page VI1)</p>	<p>④ Edge Profile (see page VI4)</p> <p>⑤ Pull Style and Color (see page VI4)</p> <p>⑥ Optional Grommet Location & Color - Matte Black (MBK) or Arctic Silver (ASL) (see page VI6)</p> <p>⑦ Other Product Options (see page VI110)</p> <p>⑧ Accessories (see page VS314)</p> <p>⑨ Power and Data Options (see page VS324)</p>

Description	D	W	H	CTN WT	CU FT	① Model	TFL Laminate	HPL Laminate	Flat Cut Veneer	Double Cut Veneer
Sweeping L Desk - use with Bench Height 	60	84	9 1/16	139	37	VSTB6084SWPR	\$2,039	\$2,250		
	60	84	9 1/16	139	37	VSVB6084SWPR			\$3,920	\$4,293
	60	84	9 1/16	139	37	VSTB6084SWPL	\$2,039	\$2,250		
	60	84	9 1/16	139	37	VSVB6084SWPL			\$3,920	\$4,293
	60	78	9 1/16	132	34	VSTB6078SWPR	\$1,919	\$2,116		
	60	78	9 1/16	132	34	VSVB6078SWPR			\$3,695	\$4,047
	60	78	9 1/16	132	34	VSTB6078SWPL	\$1,919	\$2,116		
	60	78	9 1/16	132	34	VSVB6078SWPL			\$3,695	\$4,047
	60	72	9 1/16	125	32	VSTB6072SWPR	\$1,791	\$1,973		
	60	72	9 1/16	125	32	VSVB6072SWPR			\$3,461	\$3,792
	60	72	9 1/16	125	32	VSTB6072SWPL	\$1,791	\$1,973		
	60	72	9 1/16	125	32	VSVB6072SWPL			\$3,461	\$3,792
	60	66	9 1/16	118	29	VSTB6066SWPR	\$1,675	\$1,840		
	60	66	9 1/16	118	29	VSVB6066SWPR			\$3,238	\$3,547
	60	66	9 1/16	118	29	VSTB6066SWPL	\$1,675	\$1,840		
	60	66	9 1/16	118	29	VSVB6066SWPL			\$3,238	\$3,547
	60	60	9 1/16	111	26	VSTB6060SWPR	\$1,565	\$1,717		
	60	60	9 1/16	111	26	VSVB6060SWPR			\$3,023	\$3,311
60	60	9 1/16	111	26	VSTB6060SWPL	\$1,565	\$1,717			
60	60	9 1/16	111	26	VSVB6060SWPL			\$3,023	\$3,311	

- must attach to bench height cabinet & top, see pages VS132-VS134
 - edge profile on three open sides
 - top grommet available, specify location, and add \$49 list each
 - chassis grommet available, specify and add \$47 list
 - not recommended for freestanding use
 - bases must be purchased separately; see pages VS161-VS162 for options
- Note: truss base not compatible with models wider than 72"

Description	D	W	H	CTN WT	CU FT	① Model	TFL Laminate	HPL Laminate	Flat Cut Veneer	Double Cut Veneer
Bridge with Modesty Panel  	24	48	29½	112	4	VST2448EB	\$599	\$629		
	24	48	29½	112	4	VSV2448EB			\$744	\$819
	24	42	29½	109	3	VST2442EB	\$575	\$603		
	24	42	29½	109	3	VSV2442EB			\$711	\$783
	24	36	29½	101	3	VST2436EB	\$551	\$578		
	24	36	29½	101	3	VSV2436EB			\$690	\$762
	20	48	29½	104	4	VST2048EB	\$576	\$604		
	20	48	29½	104	4	VSV2048EB			\$716	\$786
	20	42	29½	102	3	VST2042EB	\$551	\$578		
	20	42	29½	102	3	VSV2042EB			\$684	\$755
	20	36	29½	96	3	VST2036EB	\$528	\$555		
	20	36	29½	96	3	VSV2036EB			\$666	\$731

- top edge profile on user side
- short grain direction
- top grommet available, specify location, and add \$49 list each
- chassis grommet available, specify and add \$47 list

To Order, Specify:

① Model Number

Laminate - VST

Veneer - VSV

② Worksurface Material (see page V13)

- a.) TFL
- b.) HPL

③ Laminate Color (see page V13)

- a.) Worksurface Color
- b.) Chassis Color
- c.) Drawer Color

② Wood Species - Cherry (CH1), Maple (MA1)

- Walnut (WA1), Black Oak (BO1) or
- Double Cut (DC1) (see page V11)

③ Finish Color (see page V11)

④ Edge Profile (see page V14)

⑤ Pull Style and Color (see page V14)


⑥ Optional Grommet Location & Color -
Matte Black (MBK) or Arctic Silver (ASL)
(see page V16)

⑦ Other Product Options (see page V1110)

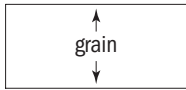
⑧ Accessories (see page VS314)

⑨ Power and Data Options (see page VS324)


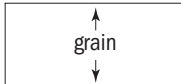
Description	D	W	H	CTN WT	CU FT	① Model	TFL Laminate	HPL Laminate	Flat Cut Veneer	Double Cut Veneer
File/File Return	24	60	29 1/2	190	30	VST2460ERR	\$1,629	\$1,718		
	24	60	29 1/2	190	30	VSV2460ERR			\$2,376	\$2,621
	24	60	29 1/2	190	30	VST2460ELR	\$1,629	\$1,718		
	24	60	29 1/2	190	30	VSV2460ELR			\$2,376	\$2,621
	24	54	29 1/2	179	27	VST2454ERR	\$1,494	\$1,574		
	24	54	29 1/2	179	27	VSV2454ERR			\$2,311	\$2,547
	24	54	29 1/2	179	27	VST2454ELR	\$1,494	\$1,574		
	24	54	29 1/2	179	27	VSV2454ELR			\$2,311	\$2,547
	24	48	29 1/2	168	25	VST2448ERR	\$1,235	\$1,304		
	24	48	29 1/2	168	25	VSV2448ERR			\$2,206	\$2,432
	24	48	29 1/2	168	25	VST2448ELR	\$1,235	\$1,304		
	24	48	29 1/2	168	25	VSV2448ELR			\$2,206	\$2,432
	24	42	29 1/2	155	22	VST2442ERR	\$1,155	\$1,218		
	24	42	29 1/2	155	22	VSV2442ERR			\$2,141	\$2,360
	24	42	29 1/2	155	22	VST2442ELR	\$1,155	\$1,218		
	24	42	29 1/2	155	22	VSV2442ELR			\$2,141	\$2,360
	20	60	29 1/2	173	26	VST2060ERR	\$1,562	\$1,644		
	20	60	29 1/2	173	26	VSV2060ERR			\$2,281	\$2,514
	20	60	29 1/2	173	26	VST2060ELR	\$1,562	\$1,644		
	20	60	29 1/2	173	26	VSV2060ELR			\$2,281	\$2,514
	20	54	29 1/2	163	23	VST2054ERR	\$1,434	\$1,511		
	20	54	29 1/2	163	23	VSV2054ERR			\$2,215	\$2,443
	20	54	29 1/2	163	23	VST2054ELR	\$1,434	\$1,511		
	20	54	29 1/2	163	23	VSV2054ELR			\$2,215	\$2,443
	20	48	29 1/2	154	21	VST2048ERR	\$1,184	\$1,247		
	20	48	29 1/2	154	21	VSV2048ERR			\$2,115	\$2,332
	20	48	29 1/2	154	21	VST2048ELR	\$1,184	\$1,247		
	20	48	29 1/2	154	21	VSV2048ELR			\$2,115	\$2,332
	20	42	29 1/2	142	18	VST2042ERR	\$1,106	\$1,167		
	20	42	29 1/2	142	18	VSV2042ERR			\$2,054	\$2,266
	20	42	29 1/2	142	18	VST2042ELR	\$1,106	\$1,167		
	20	42	29 1/2	142	18	VSV2042ELR			\$2,054	\$2,266



left shown



- top edge profile on user side
- short grain direction
- top grommet available, specify location, and add \$49 list each
- chassis grommets available, specify and add \$94 list
- letter width file/file pedestal
- locking available, specify and add \$78 list
- optional 10" modesty panel available in place of full modesty, add and specify color

Description	D	W	H	CTN WT	CU FT	① Model	TFL Laminate	HPL Laminate	Flat Cut Veneer	Double Cut Veneer
 <p>left shown</p> 	24	60	29½	190	30	VST2460ERY	\$1,629	\$1,718		
	24	60	29½	190	30	VSV2460ERY			\$2,376	\$2,621
	24	60	29½	190	30	VST2460ELY	\$1,629	\$1,718		
	24	60	29½	190	30	VSV2460ELY			\$2,376	\$2,621
	24	54	29½	179	27	VST2454ERY	\$1,494	\$1,574		
	24	54	29½	179	27	VSV2454ERY			\$2,311	\$2,547
	24	54	29½	179	27	VST2454ELY	\$1,494	\$1,574		
	24	54	29½	179	27	VSV2454ELY			\$2,311	\$2,547
	24	48	29½	168	25	VST2448ERY	\$1,235	\$1,304		
	24	48	29½	168	25	VSV2448ERY			\$2,206	\$2,432
	24	48	29½	168	25	VST2448ELY	\$1,235	\$1,304		
	24	48	29½	168	25	VSV2448ELY			\$2,206	\$2,432
	24	42	29½	155	22	VST2442ERY	\$1,155	\$1,218		
	24	42	29½	155	22	VSV2442ERY			\$2,141	\$2,360
	24	42	29½	155	22	VST2442ELY	\$1,155	\$1,218		
	24	42	29½	155	22	VSV2442ELY			\$2,141	\$2,360

- top edge profile on user side
- short grain direction
- top grommet available, specify location, and add \$49 list each
- chassis grommets available, specify and add \$94 list
- letter width box/box/file pedestal
- locking available, specify and add \$78 list
- optional 10" modesty panel available in place of full modesty, add and specify color

To Order, Specify:

① Model Number

Laminate - VST

Veneer - VSV

② Worksurface Material (see page VI3)

- a.) TFL
- b.) HPL

③ Laminate Color (see page VI3)

- a.) Worksurface Color
- b.) Chassis Color
- c.) Drawer Color

② Wood Species - Cherry (CH1), Maple (MA1)

- Walnut (WA1), Black Oak (BO1) or Double Cut (DC1) (see page VI1)

③ Finish Color (see page VI1)

④ Edge Profile (see page VI4)

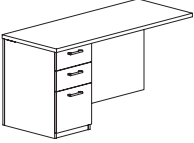

⑤ Pull Style and Color (see page VI4)

⑥ Optional Grommet Location & Color - Matte Black (MBK) or Arctic Silver (ASL) (see page VI6)



⑦ Other Product Options (see page VI110)

⑧ Accessories (see page VS314)

⑨ Power and Data Options (see page VS324)

Description	D	W	H	CTN WT	CU FT	① Model	TFL Laminate	HPL Laminate	Flat Cut Veneer	Double Cut Veneer
 <p>left shown</p> 	20	60	29 ½	173	26	VST2060ERY	\$1,562	\$1,644		
	20	60	29 ½	173	26	VSV2060ERY			\$2,281	\$2,514
	20	60	29 ½	173	26	VST2060ELY	\$1,562	\$1,644		
	20	60	29 ½	173	26	VSV2060ELY			\$2,281	\$2,514
	20	54	29 ½	163	23	VST2054ERY	\$1,434	\$1,511		
	20	54	29 ½	163	23	VSV2054ERY			\$2,215	\$2,443
	20	54	29 ½	163	23	VST2054ELY	\$1,434	\$1,511		
	20	54	29 ½	163	23	VSV2054ELY			\$2,215	\$2,443
	20	48	29 ½	154	21	VST2048ERY	\$1,184	\$1,247		
	20	48	29 ½	154	21	VSV2048ERY			\$2,115	\$2,332
	20	48	29 ½	154	21	VST2048ELY	\$1,184	\$1,247		
	20	48	29 ½	154	21	VSV2048ELY			\$2,115	\$2,332
	20	42	29 ½	142	18	VST2042ERY	\$1,106	\$1,167		
	20	42	29 ½	142	18	VSV2042ERY			\$2,054	\$2,266
	20	42	29 ½	142	18	VST2042ELY	\$1,106	\$1,167		
	20	42	29 ½	142	18	VSV2042ELY			\$2,054	\$2,266


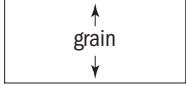
- top edge profile on user side
- short grain direction
- top grommet available, specify location, and add \$49 list each
- chassis grommets available, specify and add \$94 list
- letter width box/box/file pedestal
- locking available, specify and add \$78 list
- optional 10" modesty panel available in place of full modesty, add and specify color

Description	D	W	H	CTN WT	CU FT	① Model	TFL Laminate	HPL Laminate	Flat Cut Veneer	Double Cut Veneer
 <p>left shown</p> 	24	60	29½	199	30	VST2460LRR	\$2,012	\$2,123		
	24	60	29½	199	30	VSV2460LRR			\$2,675	\$2,953
	24	60	29½	199	30	VST2460LLR	\$2,012	\$2,123		
	24	60	29½	199	30	VSV2460LLR			\$2,675	\$2,953
	24	54	29½	187	27	VST2454LRR	\$1,753	\$1,850		
	24	54	29½	187	27	VSV2454LRR			\$2,570	\$2,838
	24	54	29½	187	27	VST2454LLR	\$1,753	\$1,850		
	24	54	29½	187	27	VSV2454LLR			\$2,570	\$2,838
	24	48	29½	175	25	VST2448LRR	\$1,671	\$1,765		
	24	48	29½	175	25	VSV2448LRR			\$2,504	\$2,766
	24	48	29½	175	25	VST2448LLR	\$1,671	\$1,765		
	24	48	29½	175	25	VSV2448LLR			\$2,504	\$2,766
	20	60	29½	188	26	VST2060LRR	\$1,931	\$2,034		
	20	60	29½	188	26	VSV2060LRR			\$2,564	\$2,830
	20	60	29½	188	26	VST2060LLR	\$1,931	\$2,034		
	20	60	29½	188	26	VSV2060LLR			\$2,564	\$2,830
	20	54	29½	177	23	VST2054LRR	\$1,679	\$1,772		
	20	54	29½	177	23	VSV2054LRR			\$2,465	\$2,721
	20	54	29½	177	23	VST2054LLR	\$1,679	\$1,772		
	20	54	29½	177	23	VSV2054LLR			\$2,465	\$2,721
	20	48	29½	164	21	VST2048LRR	\$1,603	\$1,691		
	20	48	29½	164	21	VSV2048LRR			\$2,402	\$2,652
	20	48	29½	164	21	VST2048LLR	\$1,603	\$1,691		
	20	48	29½	164	21	VSV2048LLR			\$2,402	\$2,652

- top edge profile on user side
- short grain direction
- top grommet available, specify location, and add \$49 list each
- chassis grommets available, specify and add \$94 list
- 36" w lateral file
- locking available, specify and add \$109 list
- optional 10" modesty panel available in place of full modesty, add and specify color

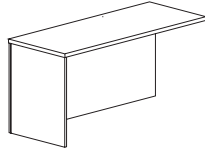
To Order, Specify:

① Model Number	Laminate - VST	Veneer - VSV	
	<p>② Worksurface Material (see page VI3)</p> <p>a.) TFL</p> <p>b.) HPL</p> <p>③ Laminate Color (see page VI3)</p> <p>a.) Worksurface Color</p> <p>b.) Chassis Color</p> <p>c.) Drawer Color</p>	<p>② Wood Species - Cherry (CH1), Maple (MA1) Walnut (WA1), Black Oak (BO1) or Double Cut (DC1) (see page VI1)</p> <p>③ Finish Color (see page VI1)</p>	<p>④ Edge Profile (see page VI4)</p> <p>⑤ Pull Style and Color (see page VI4)</p> <p>⑥ Optional Grommet Location & Color - Matte Black (MBK) or Arctic Silver (ASL) (see page VI6)</p> <p>⑦ Other Product Options (see page VI110)</p> <p>⑧ Accessories (see page VS314)</p> <p>⑨ Power and Data Options (see page VS324)</p>

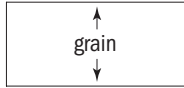
Description	D	W	H	CTN WT	CU FT	① Model	TFL Laminate	HPL Laminate	Flat Cut Veneer	Double Cut Veneer
 left shown 	24	60	29 ½	202	27	VST2460MLR	\$2,165	\$2,286		
	24	60	29 ½	202	30	VSV2460MLR			\$3,157	\$3,482
	24	60	29 ½	202	30	VST2460MLL	\$2,165	\$2,286		
	24	60	29 ½	202	30	VSV2460MLL			\$3,157	\$3,482
	24	54	29 ½	190	27	VST2454MLR	\$2,033	\$2,142		
	24	54	29 ½	190	27	VSV2454MLR			\$3,091	\$3,408
	24	54	29 ½	190	27	VST2454MLL	\$2,033	\$2,142		
	24	54	29 ½	190	27	VSV2454MLL			\$3,091	\$3,408
	24	48	29 ½	179	25	VST2448MLR	\$1,773	\$1,870		
	24	48	29 ½	179	25	VSV2448MLR			\$2,986	\$3,293
	24	48	29 ½	179	25	VST2448MLL	\$1,773	\$1,870		
	24	48	29 ½	179	25	VSV2448MLL			\$2,986	\$3,293
	20	60	29 ½	191	26	VST2060MLR	\$2,078	\$2,191		
	20	60	29 ½	191	26	VSV2060MLR			\$3,026	\$3,340
	20	60	29 ½	191	26	VST2060MLL	\$2,078	\$2,191		
	20	60	29 ½	191	26	VSV2060MLL			\$3,026	\$3,340
	20	54	29 ½	180	23	VST2054MLR	\$1,949	\$2,055		
	20	54	29 ½	180	23	VSV2054MLR			\$2,962	\$3,270
	20	54	29 ½	180	23	VST2054MLL	\$1,949	\$2,055		
	20	54	29 ½	180	23	VSV2054MLL			\$2,962	\$3,270
	20	48	29 ½	167	21	VST2048MLR	\$1,699	\$1,792		
	20	48	29 ½	167	21	VSV2048MLR			\$2,862	\$3,160
	20	48	29 ½	167	21	VST2048MLL	\$1,699	\$1,792		
	20	48	29 ½	167	21	VSV2048MLL			\$2,862	\$3,160

- top edge profile on user side
- short grain direction
- top grommet available, specify location, and add \$49 list each
- chassis grommets available, specify and add \$94 list
- 30" w multi-file
- locking available, specify and add \$109 list
- optional 10" modesty panel available in place of full modesty, add and specify color

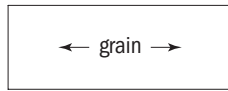
Description	D	W	H	CTN WT	CU FT	① Model	TFL Laminate	HPL Laminate	Flat Cut Veneer	Double Cut Veneer
24" d Shell Return	24	72	29½	153	36	VST2472RSHR	\$1,097	\$1,155		
	24	72	29½	153	36	VSV2472RSHR			\$1,742	\$1,918
	24	72	29½	153	36	VST2472LSHR	\$1,097	\$1,155		
	24	72	29½	153	36	VSV2472LSHR			\$1,742	\$1,918
	24	66	29½	147	33	VST2466RSHR	\$1,021	\$1,074		
	24	66	29½	147	33	VSV2466RSHR			\$1,624	\$1,787
	24	66	29½	147	33	VST2466LSHR	\$1,021	\$1,074		
	24	66	29½	147	33	VSV2466LSHR			\$1,624	\$1,787
	24	60	29½	141	30	VST2460RSHR	\$993	\$1,043		
	24	60	29½	141	30	VSV2460RSHR			\$1,574	\$1,733
	24	60	29½	141	30	VST2460LSHR	\$993	\$1,043		
	24	60	29½	141	30	VSV2460LSHR			\$1,574	\$1,733
	24	54	29½	136	27	VST2454RSHR	\$964	\$1,013		
	24	54	29½	136	27	VSV2454RSHR			\$1,529	\$1,683
	24	54	29½	136	27	VST2454LSHR	\$964	\$1,013		
	24	54	29½	136	27	VSV2454LSHR			\$1,529	\$1,683
	24	48	29½	130	25	VST2448RSHR	\$936	\$985		
	24	48	29½	130	25	VSV2448RSHR			\$1,482	\$1,631
	24	48	29½	130	25	VST2448LSHR	\$936	\$985		
	24	48	29½	130	25	VSV2448LSHR			\$1,482	\$1,631
	24	42	29½	124	22	VST2442RSHR	\$906	\$954		
	24	42	29½	124	22	VSV2442RSHR			\$1,438	\$1,584
	24	42	29½	124	22	VST2442LSHR	\$906	\$954		
	24	42	29½	124	22	VSV2442LSHR			\$1,438	\$1,584
	24	36	29½	120	19	VST2436RSHR	\$882	\$928		
	24	36	29½	120	19	VSV2436RSHR			\$1,396	\$1,534
	24	36	29½	120	19	VST2436LSHR	\$882	\$928		
	24	36	29½	120	19	VSV2436LSHR			\$1,396	\$1,534



left shown



36, 42, 48, 54, & 60" w



66 & 72" w

- top edge profile on user side
- short grain direction for 36", 42", 48", 54", and 60" w
- long grain direction for 66" and 72" w
- top grommet available, specify location, and add \$49 list each
- chassis grommet available, specify and add \$47 list
- modular pedestals available; see page VS126
- use 20" d pedestals with 24" d shell
- adding modular pedestals could block grommets

To Order, Specify:

① Model Number

Laminate - VST

Veneer - VSV

② Worksurface Material (see page V13)

- a.) TFL
- b.) HPL

② Wood Species - Cherry (CH1), Maple (MA1)

- Walnut (WA1), Black Oak (BO1) or Double Cut (DC1) (see page V11)

④ Edge Profile (see page V14)

⑤ Pull Style and Color (see page V14)

⑥ Optional Grommet Location & Color - Matte Black (MBK) or Arctic Silver (ASL) (see page V16)

③ Laminate Color (see page V13)

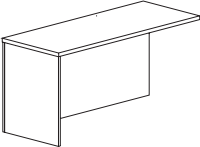
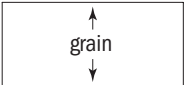
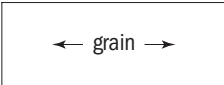
- a.) Worksurface Color
- b.) Chassis Color
- c.) Drawer Color

③ Finish Color (see page V11)

⑦ Other Product Options (see page V1110)

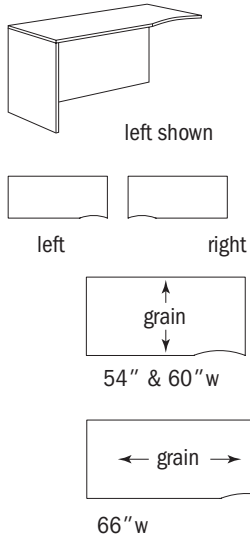
⑧ Accessories (see page VS314)

⑨ Power and Data Options (see page VS324)

Description	D	W	H	CTN WT	CU FT	① Model	TFL Laminate	HPL Laminate	Flat Cut Veneer	Double Cut Veneer
 <p>left shown</p>  <p>36, 42, 48, 54, & 60" w</p>  <p>66 & 72" w</p>	20	72	29 1/2	142	31	VST2072RSHR	\$1,055	\$1,111		
	20	72	29 1/2	142	31	VSV2072RSHR			\$1,676	\$1,844
	20	72	29 1/2	142	31	VST2072LSHR	\$1,055	\$1,111		
	20	72	29 1/2	142	31	VSV2072LSHR			\$1,676	\$1,844
	20	66	29 1/2	138	28	VST2066RSHR	\$981	\$1,034		
	20	66	29 1/2	138	28	VSV2066RSHR			\$1,559	\$1,714
	20	66	29 1/2	138	28	VST2066LSHR	\$981	\$1,034		
	20	66	29 1/2	138	28	VSV2066LSHR			\$1,559	\$1,714
	20	60	29 1/2	135	26	VST2060RSHR	\$954	\$1,003		
	20	60	29 1/2	135	26	VSV2060RSHR			\$1,512	\$1,664
	20	60	29 1/2	135	26	VST2060LSHR	\$954	\$1,003		
	20	60	29 1/2	135	26	VSV2060LSHR			\$1,512	\$1,664
	20	54	29 1/2	129	23	VST2054RSHR	\$925	\$973		
	20	54	29 1/2	129	23	VSV2054RSHR			\$1,468	\$1,616
	20	54	29 1/2	129	23	VST2054LSHR	\$925	\$973		
	20	54	29 1/2	129	23	VSV2054LSHR			\$1,468	\$1,616
	20	48	29 1/2	125	21	VST2048RSHR	\$899	\$946		
	20	48	29 1/2	125	21	VSV2048RSHR			\$1,424	\$1,565
	20	48	29 1/2	125	21	VST2048LSHR	\$899	\$946		
	20	48	29 1/2	125	21	VSV2048LSHR			\$1,424	\$1,565
	20	42	29 1/2	119	18	VST2042RSHR	\$870	\$917		
	20	42	29 1/2	119	18	VSV2042RSHR			\$1,380	\$1,520
	20	42	29 1/2	119	18	VST2042LSHR	\$870	\$917		
	20	42	29 1/2	119	18	VSV2042LSHR			\$1,380	\$1,520
	20	36	29 1/2	115	16	VST2036RSHR	\$847	\$892		
	20	36	29 1/2	115	16	VSV2036RSHR			\$1,341	\$1,475
	20	36	29 1/2	115	16	VST2036LSHR	\$847	\$892		
	20	36	29 1/2	115	16	VSV2036LSHR			\$1,341	\$1,475

- top edge profile on user side
- short grain direction for 36", 42", 48", 54", and 60" w
- long grain direction for 66" and 72" w
- top grommet available, specify location, and add \$49 list each
- chassis grommet available, specify and add \$47 list
- modular pedestals available; see page VS126
- use 18"d pedestals with 20"d shells
- adding modular pedestals could block grommets

Description	D	W	H	CTN WT	CU FT	① Model	TFL Laminate	HPL Laminate	Flat Cut Veneer	Double Cut Veneer
Cockpit Shell Return	24	66	29 1/2	153	36	VST2466RCSHR	\$1,290	\$1,355		
	24	66	29 1/2	153	36	VSV2466RCSHR			\$2,051	\$2,255
	24	66	29 1/2	153	36	VST2466LCSHR	\$1,290	\$1,355		
	24	66	29 1/2	153	36	VSV2466LCSHR			\$2,051	\$2,255
	24	60	29 1/2	147	33	VST2460RCSHR	\$1,211	\$1,276		
	24	60	29 1/2	147	33	VSV2460RCSHR			\$1,929	\$2,123
	24	60	29 1/2	147	33	VST2460LCSHR	\$1,211	\$1,276		
	24	60	29 1/2	147	33	VSV2460LCSHR			\$1,929	\$2,123
	24	54	29 1/2	147	33	VST2454RCSHR	\$1,169	\$1,230		
	24	54	29 1/2	147	33	VSV2454RCSHR			\$1,860	\$2,045
	24	54	29 1/2	147	33	VST2454LCSHR	\$1,169	\$1,230		
	24	54	29 1/2	147	33	VSV2454LCSHR			\$1,860	\$2,045



- top edge profile on user side
- long grain direction for 66" w
- short grain direction for 54" and 60" w
- top grommet available, specify location, and add \$49 list each
- chassis grommet available, specify and add \$47 list
- modular pedestals available; see page VS126
- use 20"d pedestals with 24"d shell
- adding modular pedestals could block grommets

Bullet Return	60	30	1 3/16	91	4	VST3060BRET	\$619	\$650		
	60	30	1 3/16	91	4	VSV3060BRET			\$1,105	\$1,215
	48	30	1 3/16	68	4	VST3048BRET	\$571	\$600		
	48	30	1 3/16	68	4	VSV3048BRET			\$981	\$1,079
	60	24	1 3/16	70	3	VST2460BRET	\$545	\$573		
	60	24	1 3/16	70	3	VSV2460BRET			\$950	\$1,044
	48	24	1 3/16	55	3	VST2448BRET	\$490	\$515		
	48	24	1 3/16	55	3	VSV2448BRET			\$840	\$925

- edge profile on three open sides
- top grommet available, specify location, and add \$49 list each
- short grain direction
- includes hardware to attach flat end to desk top
- base must be purchased separately, see pages VS161-VS162 for options

To Order, Specify:

① Model Number

Laminate - VST

Veneer - VSV

② Worksurface Material (see page V13)

- a.) TFL
- b.) HPL

② Wood Species - Cherry (CH1), Maple (MA1)

- Walnut (WA1), Black Oak (BO1) or Double Cut (DC1) (see page V11)

④ Edge Profile (see page V14)

⑤ Pull Style and Color (see page V14)

⑥ Optional Grommet Location & Color - Matte Black (MBK) or Arctic Silver (ASL) (see page V16)

③ Laminate Color (see page V13)

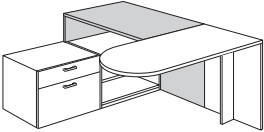
- a.) Worksurface Color
- b.) Chassis Color
- c.) Drawer Color

③ Finish Color (see page V11)

⑦ Other Product Options (see page V1110)

⑧ Accessories (see page VS314)

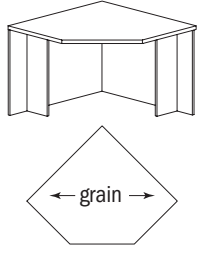
⑨ Power and Data Options (see page VS324)

Description	D	W	H	CTN WT	CU FT	① Model	TFL Laminate	HPL Laminate	Flat Cut Veneer	Double Cut Veneer
 left shown	24	72	29 ½	149	36	VSTB2472RSHR	\$1,097	\$1,155		
	24	72	29 ½	149	36	VSVB2472RSHR			\$1,742	\$1,918
	24	72	29 ½	149	36	VSTB2472LSHR	\$1,097	\$1,155		
	24	72	29 ½	149	36	VSVB2472LSHR			\$1,742	\$1,918
	24	66	29 ½	143	33	VSTB2466RSHR	\$1,021	\$1,074		
	24	66	29 ½	143	33	VSVB2466RSHR			\$1,624	\$1,787
	24	66	29 ½	143	33	VSTB2466LSHR	\$1,021	\$1,074		
	24	66	29 ½	143	33	VSVB2466LSHR			\$1,624	\$1,787

- must be attached to bench height cabinet & top, see pages VS132-VS134
- top edge profile on user side
- top grommet available, specify location, and add \$49 list each
- chassis grommet available, specify and add \$47 list
- long grain direction for 66" and 72" w laminate worksurface

 left shown	24	66	29 ½	153	36	VSTB2466RCSHR	\$1,290	\$1,355		
	24	66	29 ½	153	36	VSVB2466RCSHR			\$2,051	\$2,255
	24	66	29 ½	153	36	VSTB2466LCSHR	\$1,290	\$1,355		
	24	66	29 ½	153	36	VSVB2466LCSHR			\$2,051	\$2,255
	24	60	29 ½	147	33	VSTB2460RCSHR	\$1,211	\$1,276		
	24	60	29 ½	147	33	VSVB2460RCSHR			\$1,929	\$2,123
	24	60	29 ½	147	33	VSTB2460LCSHR	\$1,211	\$1,276		
	24	60	29 ½	147	33	VSVB2460LCSHR			\$1,929	\$2,123
	24	54	29 ½	147	33	VSTB2454RCSHR	\$1,169	\$1,230		
	24	54	29 ½	147	33	VSVB2454RCSHR			\$1,860	\$2,045
	24	54	29 ½	147	33	VSTB2454LCSHR	\$1,169	\$1,230		
	24	54	29 ½	147	33	VSVB2454LCSHR			\$1,860	\$2,045

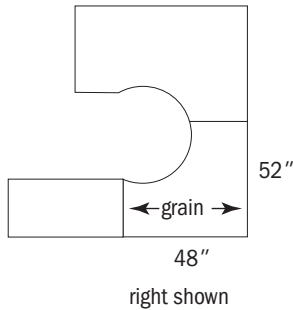
- must be attached to bench height cabinet & top, see pages VS132-VS134
- top edge profile on user side
- top grommet available, specify location, and add \$49 list each
- chassis grommet available, specify and add \$47 list
- long grain direction for 66" w laminate worksurface
- short grain direction for 54" and 60" w laminate worksurface

Description	D	W	H	CTN WT	CU FT	① Model	TFL Laminate	HPL Laminate	Flat Cut Veneer	Double Cut Veneer
Corner Unit 	42	42	29½	162	36	VST4242-24ECU	\$1,706	\$1,796		
	42	42	29½	162	36	VSV4242-24ECU			\$2,408	\$2,649
	36	36	29½	132	27	VST3636-24ECU	\$1,557	\$1,638		
	36	36	29½	132	27	VSV3636-24ECU			\$2,340	\$2,575
	42	42	29½	162	36	VST4242-20ECU	\$1,706	\$1,796		
	42	42	29½	162	36	VSV4242-20ECU			\$2,408	\$2,649
	36	36	29½	132	27	VST3636-20ECU	\$1,557	\$1,638		
	36	36	29½	132	27	VSV3636-20ECU			\$2,340	\$2,575

- angle grain on top
- top edge profile on user side
- top grommet available, specify location, and add \$49 list each
- chassis grommet available, specify and add \$47 list

Cockpit Corner Unit 	48	52	29½	180	50	VST4852ERCU	\$2,075	\$2,183		
	48	52	29½	180	50	VSV4852ERCU			\$2,567	\$2,826
	48	52	29½	180	50	VST4852ELCU	\$2,075	\$2,183		
	48	52	29½	180	50	VSV4852ELCU			\$2,567	\$2,826

- attaches to 24" return
- parallel grain to 48" side of top
- top edge profile on user side
- top grommet available, specify location, and add \$49 list each
- chassis grommet available, specify and add \$47 list



To Order, Specify:

① Model Number

Laminate - VST

Veneer - VSV

② Worksurface Material (see page V13)

- a.) TFL
- b.) HPL

② Wood Species - Cherry (CH1), Maple (MA1)

- Walnut (WA1), Black Oak (BO1) or Double Cut (DC1) (see page V11)

④ Edge Profile (see page V14)

⑤ Pull Style and Color (see page V14)

③ Laminate Color (see page V13)

- a.) Worksurface Color
- b.) Chassis Color
- c.) Drawer Color

③ Finish Color (see page V11)


⑥ Optional Grommet Location & Color - Matte Black (MBK) or Arctic Silver (ASL) (see page V16)

⑦ Other Product Options (see page V1110)

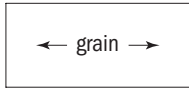
⑧ Accessories (see page VS314)

⑨ Power and Data Options (see page VS324)

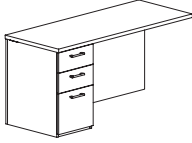

Description	D	W	H	CTN WT	CU FT	① Model	TFL Laminate	HPL Laminate	Flat Cut Veneer	Double Cut Veneer
File/File Corner Return	24	60	29 1/2	190	30	VST2460ERCR	\$1,629	\$1,718		
	24	60	29 1/2	190	30	VSV2460ERCR			\$2,376	\$2,621
	24	60	29 1/2	190	30	VST2460ELCR	\$1,629	\$1,718		
	24	60	29 1/2	190	30	VSV2460ELCR			\$2,376	\$2,621
	24	54	29 1/2	179	27	VST2454ERCR	\$1,494	\$1,574		
	24	54	29 1/2	179	27	VSV2454ERCR			\$2,311	\$2,547
	24	54	29 1/2	179	27	VST2454ELCR	\$1,494	\$1,574		
	24	54	29 1/2	179	27	VSV2454ELCR			\$2,311	\$2,547
	24	48	29 1/2	168	25	VST2448ERCR	\$1,235	\$1,304		
	24	48	29 1/2	168	25	VSV2448ERCR			\$2,206	\$2,432
	24	48	29 1/2	168	25	VST2448ELCR	\$1,235	\$1,304		
	24	48	29 1/2	168	25	VSV2448ELCR			\$2,206	\$2,432
	24	42	29 1/2	155	22	VST2442ERCR	\$1,155	\$1,218		
	24	42	29 1/2	155	22	VSV2442ERCR			\$2,141	\$2,360
	24	42	29 1/2	155	22	VST2442ELCR	\$1,155	\$1,218		
	24	42	29 1/2	155	22	VSV2442ELCR			\$2,141	\$2,360
	20	60	29 1/2	173	26	VST2060ERCR	\$1,562	\$1,644		
	20	60	29 1/2	173	26	VSV2060ERCR			\$2,281	\$2,514
	20	60	29 1/2	173	26	VST2060ELCR	\$1,562	\$1,644		
	20	60	29 1/2	173	26	VSV2060ELCR			\$2,281	\$2,514
	20	54	29 1/2	163	23	VST2054ERCR	\$1,434	\$1,511		
	20	54	29 1/2	163	23	VSV2054ERCR			\$2,215	\$2,443
	20	54	29 1/2	163	23	VST2054ELCR	\$1,434	\$1,511		
	20	54	29 1/2	163	23	VSV2054ELCR			\$2,215	\$2,443
	20	48	29 1/2	154	21	VST2048ERCR	\$1,184	\$1,247		
	20	48	29 1/2	154	21	VSV2048ERCR			\$2,115	\$2,332
	20	48	29 1/2	154	21	VST2048ELCR	\$1,184	\$1,247		
	20	48	29 1/2	154	21	VSV2048ELCR			\$2,115	\$2,332
	20	42	29 1/2	142	18	VST2042ERCR	\$1,106	\$1,167		
	20	42	29 1/2	142	18	VSV2042ERCR			\$2,054	\$2,266
	20	42	29 1/2	142	18	VST2042ELCR	\$1,106	\$1,167		
	20	42	29 1/2	142	18	VSV2042ELCR			\$2,054	\$2,266



left shown



- top edge profile on user side
- long grain direction
- top grommet available, specify location, and add \$49 list each
- chassis grommets available, specify and add \$94 list
- letter width file/file pedestal
- locking available, specify and add \$78 list
- optional 10" modesty panel available in place of full modesty, add and specify color

Description	D	W	H	CTN WT	CU FT	① Model	TFL Laminate	HPL Laminate	Flat Cut Veneer	Double Cut Veneer
24" d Box/Box/File Corner Return  left shown 	24	60	29½	190	30	VST2460ERCY	\$1,629	\$1,718		
	24	60	29½	190	30	VSV2460ERCY			\$2,376	\$2,621
	24	60	29½	190	30	VST2460ELCY	\$1,629	\$1,718		
	24	60	29½	190	30	VSV2460ELCY			\$2,376	\$2,621
	24	54	29½	179	27	VST2454ERCY	\$1,494	\$1,574		
	24	54	29½	179	27	VSV2454ERCY			\$2,311	\$2,547
	24	54	29½	179	27	VST2454ELCY	\$1,494	\$1,574		
	24	54	29½	179	27	VSV2454ELCY			\$2,311	\$2,547
	24	48	29½	168	25	VST2448ERCY	\$1,235	\$1,304		
	24	48	29½	168	25	VSV2448ERCY			\$2,206	\$2,432
	24	48	29½	168	25	VST2448ELCY	\$1,235	\$1,304		
	24	48	29½	168	25	VSV2448ELCY			\$2,206	\$2,432
	24	42	29½	155	22	VST2442ERCY	\$1,155	\$1,218		
	24	42	29½	155	22	VSV2442ERCY			\$2,141	\$2,360
	24	42	29½	155	22	VST2442ELCY	\$1,155	\$1,218		
	24	42	29½	155	22	VSV2442ELCY			\$2,141	\$2,360

- top edge profile on user side
- long grain direction
- top grommet available, specify location, and add \$49 list each
- chassis grommets available, specify and add \$94 list
- letter width box/box/file pedestal
- locking available, specify and add \$78 list
- optional 10" modesty panel available in place of full modesty, add and specify color

To Order, Specify:

① Model Number

Laminate - VST

Veneer - VSV

② Worksurface Material (see page VI3)

- a.) TFL
- b.) HPL

③ Laminate Color (see page VI3)

- a.) Worksurface Color
- b.) Chassis Color
- c.) Drawer Color

② Wood Species - Cherry (CH1), Maple (MA1)

- Walnut (WA1), Black Oak (BO1) or Double Cut (DC1) (see page VI1)

③ Finish Color (see page VI1)

④ Edge Profile (see page VI4)

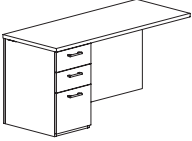
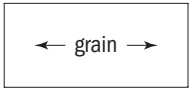
⑤ Pull Style and Color (see page VI4)

⑥ Optional Grommet Location & Color - Matte Black (MBK) or Arctic Silver (ASL) (see page VI6)

⑦ Other Product Options (see page VI110)


⑧ Accessories (see page VS314)

⑨ Power and Data Options (see page VS324)

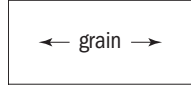
Description	D	W	H	CTN WT	CU FT	① Model	TFL Laminate	HPL Laminate	Flat Cut Veneer	Double Cut Veneer
20" d Box/Box/File Corner Return  left shown 	20	60	29 1/2	173	26	VST2060ERCY	\$1,562	\$1,644		
	20	60	29 1/2	173	26	VSV2060ERCY			\$2,281	\$2,514
	20	60	29 1/2	173	26	VST2060ELCY	\$1,562	\$1,644		
	20	60	29 1/2	173	26	VSV2060ELCY			\$2,281	\$2,514
	20	54	29 1/2	163	23	VST2054ERCY	\$1,434	\$1,511		
	20	54	29 1/2	163	23	VSV2054ERCY			\$2,215	\$2,443
	20	54	29 1/2	163	23	VST2054ELCY	\$1,434	\$1,511		
	20	54	29 1/2	163	23	VSV2054ELCY			\$2,215	\$2,443
	20	48	29 1/2	154	21	VST2048ERCY	\$1,184	\$1,247		
	20	48	29 1/2	154	21	VSV2048ERCY			\$2,115	\$2,332
	20	48	29 1/2	154	21	VST2048ELCY	\$1,184	\$1,247		
	20	48	29 1/2	154	21	VSV2048ELCY			\$2,115	\$2,332
	20	42	29 1/2	142	18	VST2042ERCY	\$1,106	\$1,167		
	20	42	29 1/2	142	18	VSV2042ERCY			\$2,054	\$2,266
	20	42	29 1/2	142	18	VST2042ELCY	\$1,106	\$1,167		
	20	42	29 1/2	142	18	VSV2042ELCY			\$2,054	\$2,266

- top edge profile on user side
- long grain direction
- top grommet available, specify location, and add \$49 list each
- chassis grommets available, specify and add \$94 list
- letter width box/box/file pedestal
- locking available, specify and add \$78 list
- optional 10" modesty panel available in place of full modesty, add and specify color

Description	D	W	H	CTN WT	CU FT	① Model	TFL Laminate	HPL Laminate	Flat Cut Veneer	Double Cut Veneer
Lateral File Corner Return	24	60	29 1/2	199	30	VST2460LRCR	\$2,012	\$2,123		
	24	60	29 1/2	199	30	VSV2460LRCR			\$2,675	\$2,953
	24	60	29 1/2	199	30	VST2460LLCR	\$2,012	\$2,123		
	24	60	29 1/2	199	30	VSV2460LLCR			\$2,675	\$2,953
	24	54	29 1/2	187	27	VST2454LRCR	\$1,753	\$1,850		
	24	54	29 1/2	187	27	VSV2454LRCR			\$2,570	\$2,838
	24	54	29 1/2	187	27	VST2454LLCR	\$1,753	\$1,850		
	24	54	29 1/2	187	27	VSV2454LLCR			\$2,570	\$2,838
	24	48	29 1/2	175	25	VST2448LRCR	\$1,671	\$1,765		
	24	48	29 1/2	175	25	VSV2448LRCR			\$2,504	\$2,766
	24	48	29 1/2	175	25	VST2448LLCR	\$1,671	\$1,765		
	24	48	29 1/2	175	25	VSV2448LLCR			\$2,504	\$2,766
	20	60	29 1/2	188	26	VST2060LRCR	\$1,931	\$2,034		
	20	60	29 1/2	188	26	VSV2060LRCR			\$2,564	\$2,830
	20	60	29 1/2	188	26	VST2060LLCR	\$1,931	\$2,034		
	20	60	29 1/2	188	26	VSV2060LLCR			\$2,564	\$2,830
	20	54	29 1/2	177	23	VST2054LRCR	\$1,679	\$1,772		
	20	54	29 1/2	177	23	VSV2054LRCR			\$2,465	\$2,721
	20	54	29 1/2	177	23	VST2054LLCR	\$1,679	\$1,772		
	20	54	29 1/2	177	23	VSV2054LLCR			\$2,465	\$2,721
	20	48	29 1/2	164	21	VST2048LRCR	\$1,603	\$1,691		
	20	48	29 1/2	164	21	VSV2048LRCR			\$2,402	\$2,652
	20	48	29 1/2	164	21	VST2048LLCR	\$1,603	\$1,691		
	20	48	29 1/2	164	21	VSV2048LLCR			\$2,402	\$2,652



left shown

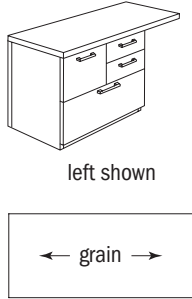


- top edge profile on user side
- long grain direction
- top grommet available, specify location, and add \$49 list each
- chassis grommets available, specify and add \$94 list
- 36" w lateral file
- locking available, specify and add \$109 list
- optional 10" modesty panel available in place of full modesty, add and specify color

To Order, Specify:

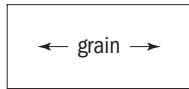
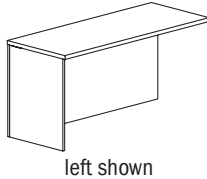
① Model Number	Laminate - VST	Veneer - VSV	
	② Worksurface Material (see page V13) a.) TFL b.) HPL ③ Laminate Color (see page V13) a.) Worksurface Color b.) Chassis Color c.) Drawer Color	② Wood Species - Cherry (CH1), Maple (MA1), Walnut (WA1), Black Oak (BO1) or Double Cut (DC1) (see page V11) ③ Finish Color (see page V11)	④ Edge Profile (see page V14) ⑤ Pull Style and Color (see page V14) ⑥ Optional Grommet Location & Color - Matte Black (MBK) or Arctic Silver (ASL) (see page V16) ⑦ Other Product Options (see page V1110) ⑧ Accessories (see page VS314) ⑨ Power and Data Options (see page VS324)

Description	D	W	H	CTN WT	CU FT	① Model	TFL Laminate	HPL Laminate	Flat Cut Veneer	Double Cut Veneer
Multi-File Corner Return	24	60	29 1/2	202	30	VST2460MRCR	\$2,165	\$2,286		
	24	60	29 1/2	202	30	VSV2460MRCR			\$3,157	\$3,482
	24	60	29 1/2	202	30	VST2460MLCR	\$2,165	\$2,286		
	24	60	29 1/2	202	30	VSV2460MLCR			\$3,157	\$3,482
	24	54	29 1/2	190	27	VST2454MRCR	\$2,033	\$2,142		
	24	54	29 1/2	190	27	VSV2454MRCR			\$3,091	\$3,408
	24	54	29 1/2	190	27	VST2454MLCR	\$2,033	\$2,142		
	24	54	29 1/2	190	27	VSV2454MLCR			\$3,091	\$3,408
	24	48	29 1/2	179	25	VST2448MRCR	\$1,773	\$1,870		
	24	48	29 1/2	179	25	VSV2448MRCR			\$2,986	\$3,293
	24	48	29 1/2	179	25	VST2448MLCR	\$1,773	\$1,870		
	24	48	29 1/2	179	25	VSV2448MLCR			\$2,986	\$3,293
	20	60	29 1/2	191	26	VST2060MRCR	\$2,078	\$2,191		
	20	60	29 1/2	191	26	VSV2060MRCR			\$3,026	\$3,340
	20	60	29 1/2	191	26	VST2060MLCR	\$2,078	\$2,191		
	20	60	29 1/2	191	26	VSV2060MLCR			\$3,026	\$3,340
	20	54	29 1/2	180	23	VST2054MRCR	\$1,949	\$2,055		
	20	54	29 1/2	180	23	VSV2054MRCR			\$2,962	\$3,270
	20	54	29 1/2	180	23	VST2054MLCR	\$1,949	\$2,055		
	20	54	29 1/2	180	23	VSV2054MLCR			\$2,962	\$3,270
	20	48	29 1/2	167	21	VST2048MRCR	\$1,699	\$1,792		
	20	48	29 1/2	167	21	VSV2048MRCR			\$2,862	\$3,160
	20	48	29 1/2	167	21	VST2048MLCR	\$1,699	\$1,792		
	20	48	29 1/2	167	21	VSV2048MLCR			\$2,862	\$3,160



- top edge profile on user side
- long grain direction
- top grommet available, specify location, and add \$49 list each
- chassis grommets available, specify and add \$94 list
- 30" w multi-file
- locking available, specify and add \$109 list
- optional 10" modesty panel available in place of full modesty, add and specify color

Description	D	W	H	CTN WT	CU FT	① Model	TFL Laminate	HPL Laminate	Flat Cut Veneer	Double Cut Veneer
24" d Shell Corner Return	24	72	29½	153	36	VST2472RSHCR	\$1,097	\$1,155		
	24	72	29½	153	36	VSV2472RSHCR			\$1,742	\$1,918
	24	72	29½	153	36	VST2472LSHCR	\$1,097	\$1,155		
	24	72	29½	153	36	VSV2472LSHCR			\$1,742	\$1,918
	24	66	29½	147	33	VST2466RSHCR	\$1,021	\$1,074		
	24	66	29½	147	33	VSV2466RSHCR			\$1,624	\$1,787
	24	66	29½	147	33	VST2466LSHCR	\$1,021	\$1,074		
	24	66	29½	147	33	VSV2466LSHCR			\$1,624	\$1,787
	24	60	29½	141	30	VST2460RSHCR	\$993	\$1,043		
	24	60	29½	141	30	VSV2460RSHCR			\$1,574	\$1,733
	24	60	29½	141	30	VST2460LSHCR	\$993	\$1,043		
	24	60	29½	141	30	VSV2460LSHCR			\$1,574	\$1,733
	24	54	29½	136	27	VST2454RSHCR	\$964	\$1,013		
	24	54	29½	136	27	VSV2454RSHCR			\$1,529	\$1,683
	24	54	29½	136	27	VST2454LSHCR	\$964	\$1,013		
	24	54	29½	136	27	VSV2454LSHCR			\$1,529	\$1,683
	24	48	29½	130	25	VST2448RSHCR	\$936	\$985		
	24	48	29½	130	25	VSV2448RSHCR			\$1,482	\$1,631
	24	48	29½	130	25	VST2448LSHCR	\$936	\$985		
	24	48	29½	130	25	VSV2448LSHCR			\$1,482	\$1,631
	24	42	29½	124	22	VST2442RSHCR	\$906	\$954		
	24	42	29½	124	22	VSV2442RSHCR			\$1,438	\$1,584
	24	42	29½	124	22	VST2442LSHCR	\$906	\$954		
	24	42	29½	124	22	VSV2442LSHCR			\$1,438	\$1,584
	24	36	29½	120	19	VST2436RSHCR	\$882	\$928		
	24	36	29½	120	19	VSV2436RSHCR			\$1,396	\$1,534
	24	36	29½	120	19	VST2436LSHCR	\$882	\$928		
	24	36	29½	120	19	VSV2436LSHCR			\$1,396	\$1,534



- use 20" d pedestals with 24" d shells
- top edge profile on user side
- long grain direction
- top grommet available, specify location, and add \$49 list each
- chassis grommet available, specify and add \$47 list
- modular pedestals available; see pages VS126-VS131
- adding modular pedestals could block grommets

To Order, Specify:

① Model Number

Laminate - VST

Veneer - VSV

② Worksurface Material (see page V13)

- a.) TFL
- b.) HPL

③ Laminate Color (see page V13)

- a.) Worksurface Color
- b.) Chassis Color
- c.) Drawer Color

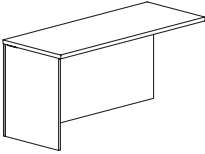

② Wood Species - Cherry (CH1), Maple (MA1)

- Walnut (WA1), Black Oak (BO1) or Double Cut (DC1) (see page V11)

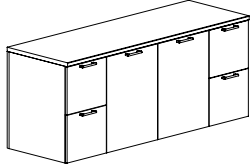
③ Finish Color (see page V11)
④ Edge Profile (see page V14)
⑤ Pull Style and Color (see page V14)
⑥ Optional Grommet Location & Color -

Matte Black (MBK) or Arctic Silver (ASL)

⑦ Other Product Options (see page VI110)
⑧ Accessories (see page VS314)
⑨ Power and Data Options (see page VS324)

Description	D	W	H	CTN WT	CU FT	① Model	TFL Laminate	HPL Laminate	Flat Cut Veneer	Double Cut Veneer
 <p>left shown</p> 	20	72	29 1/2	142	31	VST2072RSHCR	\$1,055	\$1,111		
	20	72	29 1/2	142	31	VSV2072RSHCR			\$1,676	\$1,844
	20	72	29 1/2	142	31	VST2072LSHCR	\$1,055	\$1,111		
	20	72	29 1/2	142	31	VSV2072LSHCR			\$1,676	\$1,844
	20	66	29 1/2	138	28	VST2066RSHCR	\$981	\$1,034		
	20	66	29 1/2	138	28	VSV2066RSHCR			\$1,559	\$1,714
	20	66	29 1/2	138	28	VST2066LSHCR	\$981	\$1,034		
	20	66	29 1/2	138	28	VSV2066LSHCR			\$1,559	\$1,714
	20	60	29 1/2	135	26	VST2060RSHCR	\$954	\$1,003		
	20	60	29 1/2	135	26	VSV2060RSHCR			\$1,512	\$1,664
	20	60	29 1/2	135	26	VST2060LSHCR	\$954	\$1,003		
	20	60	29 1/2	135	26	VSV2060LSHCR			\$1,512	\$1,664
	20	54	29 1/2	129	23	VST2054RSHCR	\$925	\$973		
	20	54	29 1/2	129	23	VSV2054RSHCR			\$1,468	\$1,616
	20	54	29 1/2	129	23	VST2054LSHCR	\$925	\$973		
	20	54	29 1/2	129	23	VSV2054LSHCR			\$1,468	\$1,616
	20	48	29 1/2	125	21	VST2048RSHCR	\$899	\$946		
	20	48	29 1/2	125	21	VSV2048RSHCR			\$1,424	\$1,565
	20	48	29 1/2	125	21	VST2048LSHCR	\$899	\$946		
	20	48	29 1/2	125	21	VSV2048LSHCR			\$1,424	\$1,565
	20	42	29 1/2	119	18	VST2042RSHCR	\$870	\$917		
	20	42	29 1/2	119	18	VSV2042RSHCR			\$1,380	\$1,520
	20	42	29 1/2	119	18	VST2042LSHCR	\$870	\$917		
	20	42	29 1/2	119	18	VSV2042LSHCR			\$1,380	\$1,520
	20	36	29 1/2	115	16	VST2036RSHCR	\$847	\$892		
	20	36	29 1/2	115	16	VSV2036RSHCR			\$1,341	\$1,475
	20	36	29 1/2	115	16	VST2036LSHCR	\$847	\$892		
	20	36	29 1/2	115	16	VSV2036LSHCR			\$1,341	\$1,475

- use 18"d pedestals with 20"d shells
- top edge profile on user side
- long grain direction
- top grommet available, specify location, and add \$49 list each
- chassis grommet available, specify and add \$47 list
- modular pedestals available; see pages VS126-VS131
- adding modular pedestals could block grommets

Description	D	W	H	CTN WT	CU FT	① Model	TFL Laminate	HPL Laminate	Flat Cut Veneer	Double Cut Veneer
Storage Credenza 	24	72	29½	309	36	VST2472SC	\$2,286	\$2,410		
	24	72	29½	309	36	VSV2472SC			\$3,582	\$3,955
	24	66	29½	285	33	VST2466SC	\$2,135	\$2,255		
	24	66	29½	285	33	VSV2466SC			\$3,330	\$3,676
	20	72	29½	284	31	VST2072SC	\$2,187	\$2,309		
	20	72	29½	284	31	VSV2072SC			\$3,436	\$3,793
	20	66	29½	255	28	VST2066SC	\$2,046	\$2,160		
	20	66	29½	255	28	VSV2066SC			\$3,194	\$3,527

- top edge profile on user side
- top grommet available, specify location, and add \$49 list each
- chassis grommets available, specify and add \$94 list
- file/file pedestals - letter width
- adjustable shelf in storage cabinet
- locking available, specify and add \$201 list

Description	D	W	H	CTN WT	CU FT	① Model	TFL Laminate	HPL Laminate	Flat Cut Veneer	Double Cut Veneer
Lateral File Credenza 	24	72	29½	248	39	VST2472LFC	\$3,064	\$3,233		
	24	72	29½	248	39	VSV2472LFC			\$3,821	\$4,219
	24	60	29½	243	30	VST2460LFC	\$2,936	\$3,099		
	24	60	29½	243	30	VSV2460LFC			\$3,760	\$4,153
	20	72	29½	223	36	VST2072LFC	\$2,936	\$3,098		
	20	72	29½	223	36	VSV2072LFC			\$3,663	\$4,044
	20	60	29½	220	26	VST2060LFC	\$2,813	\$2,969		
	20	60	29½	220	26	VSV2060LFC			\$3,605	\$3,980

- two drawer lateral files side by side
- top edge profile on user side
- top grommet available, specify location, and add \$49 list each
- chassis grommets available, specify and add \$94 list
- locking available, specify and add \$189 list

To Order, Specify:

① Model Number

Laminate - VST

Veneer - VSV

② Worksurface Material (see page V13)

- a.) TFL
- b.) HPL

③ Laminate Color (see page V13)

- a.) Worksurface Color
- b.) Chassis Color
- c.) Drawer Color

② Wood Species - Cherry (CH1), Maple (MA1)

- Walnut (WA1), Black Oak (BO1) or Double Cut (DC1) (see page V11)

③ Finish Color (see page V11)

④ Edge Profile (see page V14)


⑤ Pull Style and Color (see page V14)

⑥ Optional Grommet Location & Color - Matte Black (MBK) or Arctic Silver (ASL) (see page V16)

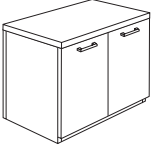
⑦ Other Product Options (see page V1110)

⑧ Accessories (see page VS314)

⑨ Power and Data Options (see page VS324)


Description	D	W	H	CTN WT	CU FT	① Model	TFL Laminate	HPL Laminate	Flat Cut Veneer	Double Cut Veneer
	24	72	29 1/2	293	36	VST2472DSC	\$2,352	\$2,475		
	24	72	29 1/2	293	36	VSV2472DSC			\$3,600	\$3,960
	24	60	29 1/2	287	30	VST2460DSC	\$2,232	\$2,349		
	24	60	29 1/2	287	30	VSV2460DSC			\$3,301	\$3,630
	20	72	29 1/2	268	36	VST2072DSC	\$2,258	\$2,377		
	20	72	29 1/2	268	36	VSV2072DSC			\$3,454	\$3,800
	20	60	29 1/2	266	26	VST2060DSC	\$2,145	\$2,256		
	20	60	29 1/2	266	26	VSV2060DSC			\$3,169	\$3,486

- top edge profile on user side
- top grommet available, specify location, and add \$49 list each
- chassis grommets available, specify and add \$94 list
- adjustable shelf in storage cabinets
- locking available, specify and add \$77 list

	24	36	29 1/2	133	19	VST2436SC	\$1,376	\$1,448		
	24	36	29 1/2	133	19	VSV2436SC			\$1,744	\$1,920
	24	30	29 1/2	129	16	VST2430SC	\$1,164	\$1,225		
	24	30	29 1/2	129	16	VSV2430SC			\$1,730	\$1,903
	20	36	29 1/2	121	16	VST2036SC	\$1,324	\$1,392		
	20	36	29 1/2	121	16	VSV2036SC			\$1,677	\$1,847
	20	30	29 1/2	119	14	VST2030SC	\$1,118	\$1,177		
	20	30	29 1/2	119	14	VSV2030SC			\$1,661	\$1,826

- top edge profile on user side
- top grommet available, specify location, and add \$49 list each
- chassis grommet available, specify and add \$47 list
- one adjustable shelf
- locking available, specify and add \$45 list

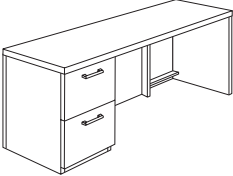
VISION

Description	D	W	H	CTN WT	CU FT	① Model	TFL Laminate	HPL Laminate	Flat Cut Veneer	Double Cut Veneer
	24	84	29 1/2	299	42	VST2484KC	\$2,542	\$2,683		
	24	84	29 1/2	299	42	VSV2484KC			\$3,567	\$3,938
	24	78	29 1/2	280	39	VST2478KC	\$2,392	\$2,524		
	24	78	29 1/2	280	39	VSV2478KC			\$3,471	\$3,832
	24	72	29 1/2	261	36	VST2472KC	\$2,088	\$2,207		
	24	72	29 1/2	261	36	VSV2472KC			\$3,370	\$3,721
	24	66	29 1/2	243	33	VST2466KC	\$1,927	\$2,034		
	24	66	29 1/2	243	33	VSV2466KC			\$3,099	\$3,423
	24	60	29 1/2	231	30	VST2460KC	\$1,892	\$1,994		
	24	60	29 1/2	231	30	VSV2460KC			\$3,019	\$3,335
	20	84	29 1/2	270	36	VST2084KC	\$2,437	\$2,571		
	20	84	29 1/2	270	36	VSV2084KC			\$3,420	\$3,777
	20	78	29 1/2	253	33	VST2078KC	\$2,291	\$2,418		
	20	78	29 1/2	253	33	VSV2078KC			\$3,328	\$3,673
	20	72	29 1/2	236	31	VST2072KC	\$2,001	\$2,114		
	20	72	29 1/2	236	31	VSV2072KC			\$3,231	\$3,567
	20	66	29 1/2	220	28	VST2066KC	\$1,846	\$1,948		
	20	66	29 1/2	220	28	VSV2066KC			\$2,972	\$3,280
	20	60	29 1/2	210	26	VST2060KC	\$1,812	\$1,911		
	20	60	29 1/2	210	26	VSV2060KC			\$2,892	\$3,196

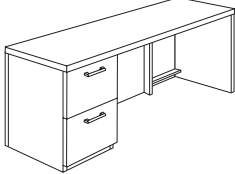
- top edge profile on user side
- top grommet available, specify location, and add \$49 list each
- chassis grommets available, specify and add \$94 list
- file/file pedestals - letter width
- locking available, specify and add \$156 list
- kneespace for VST2484KC and VST2084KC or VSV2484KC and VSV2084KC - 52 5/8"
- kneespace for VST2478KC and VST2078KC or VSV2478KC and VSV2078KC - 46 5/8"
- kneespace for VST2472KC and VST2072KC or VSV2472KC and VSV2072KC - 40 5/8"
- kneespace for VST2466KC and VST2066KC or VSV2466KC and VSV2066KC - 34 5/8"
- kneespace for VST2460KC and VST2060KC or VSV2460KC and VSV2060KC - 28 5/8"
- optional 10" modesty panel available in place of full modesty, add and specify color

To Order, Specify:

① Model Number	Laminate - VST	Veneer - VSV	
	② Worksurface Material (see page VI3) a.) TFL b.) HPL	② Wood Species - Cherry (CH1), Maple (MA1) Walnut (WA1), Black Oak (BO1) or Double Cut (DC1) (see page VI1)	④ Edge Profile (see page VI4)
	③ Laminate Color (see page VI3) a.) Worksurface Color b.) Chassis Color c.) Drawer Color	③ Finish Color (see page VI1)	⑤ Pull Style and Color (see page VI4)
			⑥ Optional Grommet Location & Color - Matte Black (MBK) or Arctic Silver (ASL) (see page VI6)
			⑦ Other Product Options (see page VI110)
			⑧ Accessories (see page VS314)
			⑨ Power and Data Options (see page VS324)

Description	D	W	H	CTN WT	CU FT	① Model	TFL Laminate	HPL Laminate	Flat Cut Veneer	Double Cut Veneer
 left shown	24	84	29 1/2	248	42	VST2484RC	\$1,668	\$1,759		
	24	84	29 1/2	248	42	VSV2484RC			\$2,724	\$3,005
	24	84	29 1/2	248	42	VST2484LC	\$1,668	\$1,759		
	24	84	29 1/2	248	42	VSV2484LC			\$2,724	\$3,005
	24	78	29 1/2	237	39	VST2478RC	\$1,601	\$1,689		
	24	78	29 1/2	237	39	VSV2478RC			\$2,619	\$2,886
	24	78	29 1/2	237	39	VST2478LC	\$1,601	\$1,689		
	24	78	29 1/2	237	39	VSV2478LC			\$2,619	\$2,886
	24	72	29 1/2	226	36	VST2472RC	\$1,536	\$1,621		
	24	72	29 1/2	226	36	VSV2472RC			\$2,514	\$2,772
	24	72	29 1/2	226	36	VST2472LC	\$1,536	\$1,621		
	24	72	29 1/2	226	36	VSV2472LC			\$2,514	\$2,772
	24	66	29 1/2	212	33	VST2466RC	\$1,520	\$1,601		
	24	66	29 1/2	212	33	VSV2466RC			\$2,443	\$2,693
	24	66	29 1/2	212	33	VST2466LC	\$1,520	\$1,601		
	24	66	29 1/2	212	33	VSV2466LC			\$2,443	\$2,693
	24	60	29 1/2	179	30	VST2460RC	\$1,501	\$1,585		
	24	60	29 1/2	179	30	VSV2460RC			\$2,409	\$2,656
	24	60	29 1/2	179	30	VST2460LC	\$1,501	\$1,585		
	24	60	29 1/2	179	30	VSV2460LC			\$2,409	\$2,656

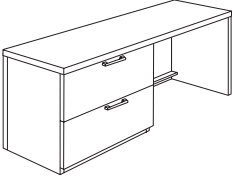
- top edge profile on user side
- top grommet available, specify location, and add \$49 list each
- chassis grommets available, specify and add \$94 list
- letter width pedestal
- locking available, specify and add \$78 list
- optional 10" modesty panel available in place of full modesty, add and specify color

Description	D	W	H	CTN WT	CU FT	① Model	TFL Laminate	HPL Laminate	Flat Cut Veneer	Double Cut Veneer
 <p>left shown</p>	20	84	29½	238	36	VST2084RC	\$1,600	\$1,687		
	20	84	29½	238	36	VSV2084RC			\$2,615	\$2,882
	20	84	29½	238	36	VST2084LC	\$1,600	\$1,687		
	20	84	29½	238	36	VSV2084LC			\$2,615	\$2,882
	20	78	29½	227	33	VST2078RC	\$1,536	\$1,621		
	20	78	29½	227	33	VSV2078RC			\$2,512	\$2,770
	20	78	29½	227	33	VST2078LC	\$1,536	\$1,621		
	20	78	29½	227	33	VSV2078LC			\$2,512	\$2,770
	20	72	29½	216	31	VST2072RC	\$1,474	\$1,554		
	20	72	29½	216	31	VSV2072RC			\$2,412	\$2,661
	20	72	29½	216	31	VST2072LC	\$1,474	\$1,554		
	20	72	29½	216	31	VSV2072LC			\$2,412	\$2,661
	20	66	29½	203	28	VST2066RC	\$1,456	\$1,534		
	20	66	29½	203	28	VSV2066RC			\$2,346	\$2,585
	20	66	29½	203	28	VST2066LC	\$1,456	\$1,534		
	20	66	29½	203	28	VSV2066LC			\$2,346	\$2,585
	20	60	29½	171	26	VST2060RC	\$1,440	\$1,520		
	20	60	29½	171	26	VSV2060RC			\$2,312	\$2,548
	20	60	29½	171	26	VST2060LC	\$1,440	\$1,520		
	20	60	29½	171	26	VSV2060LC			\$2,312	\$2,548


- top edge profile on user side
- top grommet available, specify location, and add \$49 list each
- chassis grommets available, specify and add \$94 list
- letter width pedestal
- locking available, specify and add \$78 list
- optional 10" modesty panel available in place of full modesty, add and specify color

To Order, Specify:

① Model Number	Laminate - VST	Veneer - VSV	
	<p>② Worksurface Material (see page V13)</p> <p>a.) TFL</p> <p>b.) HPL</p> <p>③ Laminate Color (see page V13)</p> <p>a.) Worksurface Color</p> <p>b.) Chassis Color</p> <p>c.) Drawer Color</p>	<p>② Wood Species - Cherry (CH1), Maple (MA1) Walnut (WA1), Black Oak (BO1) or Double Cut (DC1) (see page V11)</p> <p>③ Finish Color (see page V11)</p>	<p>④ Edge Profile (see page V14)</p> <p>⑤ Pull Style and Color (see page V14)</p> <p>⑥ Optional Grommet Location & Color - Matte Black (MBK) or Arctic Silver (ASL) (see page V16)</p> <p>⑦ Other Product Options (see page V1110)</p> <p>⑧ Accessories (see page VS314)</p> <p>⑨ Power and Data Options (see page VS324)</p>

Description	D	W	H	CTN WT	CU FT	① Model	TFL Laminate	HPL Laminate	Flat Cut Veneer	Double Cut Veneer
 left shown	24	84	29 ½	256	42	VST2484LRC	\$2,129	\$2,248		
	24	84	29 ½	256	42	VSV2484LRC			\$3,060	\$3,377
	24	84	29 ½	256	42	VST2484LLC	\$2,129	\$2,248		
	24	84	29 ½	256	42	VSV2484LLC			\$3,060	\$3,377
	24	78	29 ½	244	39	VST2478LRC	\$2,043	\$2,157		
	24	78	29 ½	244	39	VSV2478LRC			\$2,938	\$3,240
	24	78	29 ½	244	39	VST2478LLC	\$2,043	\$2,157		
	24	78	29 ½	244	39	VSV2478LLC			\$2,938	\$3,240
	24	72	29 ½	232	36	VST2472LRC	\$1,961	\$2,069		
	24	72	29 ½	232	36	VSV2472LRC			\$2,820	\$3,111
	24	72	29 ½	232	36	VST2472LLC	\$1,961	\$2,069		
	24	72	29 ½	232	36	VSV2472LLC			\$2,820	\$3,111
	20	84	29 ½	245	36	VST2084LRC	\$2,042	\$2,155		
	20	84	29 ½	245	36	VSV2084LRC			\$2,933	\$3,237
	20	84	29 ½	245	36	VST2084LLC	\$2,042	\$2,155		
	20	84	29 ½	245	36	VSV2084LLC			\$2,933	\$3,237
	20	78	29 ½	233	33	VST2078LRC	\$1,958	\$2,067		
	20	78	29 ½	233	33	VSV2078LRC			\$2,817	\$3,107
	20	78	29 ½	233	33	VST2078LLC	\$1,958	\$2,067		
	20	78	29 ½	233	33	VSV2078LLC			\$2,817	\$3,107
	20	72	29 ½	221	31	VST2072LRC	\$1,880	\$1,984		
	20	72	29 ½	221	31	VSV2072LRC			\$2,706	\$2,986
	20	72	29 ½	221	31	VST2072LLC	\$1,880	\$1,984		
	20	72	29 ½	221	31	VSV2072LLC			\$2,706	\$2,986

- top edge profile on user side
- top grommet available, specify location, and add \$49 list each
- chassis grommets available, specify and add \$94 list
- 36" w lateral file
- locking available, specify and add \$109 list
- optional 10" modesty panel available in place of full modesty, add and specify color

Description	D	W	H	CTN WT	CU FT	① Model	TFL Laminate	HPL Laminate	Flat Cut Veneer	Double Cut Veneer
 <p>left shown</p>	24	84	29½	260	42	VST2484MRC	\$2,242	\$2,361		
	24	84	29½	260	42	VSV2484MRC			\$3,581	\$3,948
	24	84	29½	260	42	VST2484MLC	\$2,242	\$2,361		
	24	84	29½	260	42	VSV2484MLC			\$3,581	\$3,948
	24	78	29½	248	39	VST2478MRC	\$2,151	\$2,267		
	24	78	29½	248	39	VSV2478MRC			\$3,439	\$3,794
	24	78	29½	248	39	VST2478MLC	\$2,151	\$2,267		
	24	78	29½	248	39	VSV2478MLC			\$3,439	\$3,794
	24	72	29½	235	36	VST2472MRC	\$2,063	\$2,177		
	24	72	29½	235	36	VSV2472MRC			\$3,303	\$3,644
	24	72	29½	235	36	VST2472MLC	\$2,063	\$2,177		
	24	72	29½	235	36	VSV2472MLC			\$3,303	\$3,644
	20	84	29½	249	36	VST2084MRC	\$2,150	\$2,266		
	20	84	29½	249	36	VSV2084MRC			\$3,436	\$3,789
	20	84	29½	249	36	VST2084MLC	\$2,150	\$2,266		
	20	84	29½	249	36	VSV2084MLC			\$3,436	\$3,789
	20	78	29½	237	33	VST2078MRC	\$2,062	\$2,173		
	20	78	29½	237	33	VSV2078MRC			\$3,299	\$3,640
	20	78	29½	237	33	VST2078MLC	\$2,062	\$2,173		
	20	78	29½	237	33	VSV2078MLC			\$3,299	\$3,640
	20	72	29½	225	31	VST2072MRC	\$1,978	\$2,086		
	20	72	29½	225	31	VSV2072MRC			\$3,168	\$3,492
	20	72	29½	225	31	VST2072MLC	\$1,978	\$2,086		
	20	72	29½	225	31	VSV2072MLC			\$3,168	\$3,492

- top edge profile on user side
- top grommet available, specify location, and add \$49 list each
- chassis grommets available, specify and add \$94 list
- 30" width multi-file
- locking available, specify and add \$109 list
- optional 10" modesty panel available in place of full modesty, add and specify color

To Order, Specify:

① Model Number

Laminate - VST

Veneer - VSV

② Worksurface Material (see page VI3)

- a.) TFL
- b.) HPL

③ Laminate Color (see page VI3)

- a.) Worksurface Color
- b.) Chassis Color
- c.) Drawer Color

② Wood Species - Cherry (CH1), Maple (MA1)

- Walnut (WA1), Black Oak (BO1) or Double Cut (DC1) (see page VI1)

③ Finish Color (see page VI1)

④ Edge Profile (see page VI4)

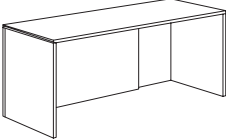
⑤ Pull Style and Color (see page VI4)

⑥ Optional Grommet Location & Color - Matte Black (MBK) or Arctic Silver (ASL) (see page VI6)

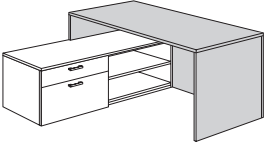
⑦ Other Product Options (see page VI110)

⑧ Accessories (see page VS314)

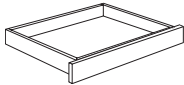
⑨ Power and Data Options (see page VS324)

Description	D	W	H	CTN WT	CU FT	① Model	TFL Laminate	HPL Laminate	Flat Cut Veneer	Double Cut Veneer
Shell Credenza 	24	72	29 1/2	159	36	VST2472SHD	\$1,254	\$1,319		
	24	72	29 1/2	159	36	VSV2472SHD			\$1,992	\$2,190
	24	66	29 1/2	153	33	VST2466SHD	\$1,181	\$1,242		
	24	66	29 1/2	153	33	VSV2466SHD			\$1,876	\$2,066


- top edge profile on user side
- top grommet available, specify location, and add \$49 list each
- chassis grommets available, specify and add \$94 list
- modular pedestals available; see pages VS126-VS131
- use 20"d pedestals with 24"d shell
- adding modular pedestals could block grommets

Description	D	W	H	CTN WT	CU FT	① Model	TFL Laminate	HPL Laminate	Flat Cut Veneer	Double Cut Veneer
Bench Height Supported Shell Credenza  right shown	24	72	29 1/2	157	36	VSTB2472SHBR	\$1,254	\$1,319		
	24	72	29 1/2	157	36	VSVB2472SHBR			\$1,992	\$2,190
	24	72	29 1/2	157	36	VSTB2472SHBL	\$1,254	\$1,319		
	24	72	29 1/2	157	36	VSVB2472SHBL			\$1,992	\$2,190
	24	66	29 1/2	151	33	VSTB2466SHBR	\$1,181	\$1,242		
	24	66	29 1/2	151	33	VSVB2466SHBR			\$1,876	\$2,066
	24	66	29 1/2	151	33	VSTB2466SHBL	\$1,181	\$1,242		
	24	66	29 1/2	151	33	VSVB2466SHBL			\$1,876	\$2,066


- must be attached to bench height cabinet & top, see pages VS132-VS134
- top grommet available, specify location, and add \$49 list each
- chassis grommet available specify and add \$47 list
- long grain direction for 66" and 72" w laminate worksurface
- edge profile on user side

Description	D	W	H	CTN WT	CU FT	① Model	Laminate	Flat Cut Veneer	Double Cut Veneer
Center Drawer 	18	27	2 1/2	12	2	VST1825CD	\$377		
	18	27	2 1/2	12	2	VSV1825CD		\$396	\$445

- use on all 24"d returns, bridges or credenzas with the exception of a lateral file or multi-file
- use on all 20"d returns, bridges or credenzas with the exception of a lateral file or multi-file without a center grommet
- interior dimensions 22 3/4" w x 15 1/2" d x 2 1/8" h
- drawer front 27" w
- field installed
- locking not available
- mounts to bottom of worksurface
- available on any double or single pedestal desk, not available on cockpit or peninsula desks

Description	D	W	H	CTN WT	CU FT	① Model	TFL Laminate	HPL Laminate	Flat Cut Veneer	Double Cut Veneer
	24	72	36	316	43	VST2472BSC	\$2,846	\$2,998		
	24	72	36	316	43	VSV2472BSC			\$4,802	\$5,284
	20	72	36	291	31	VST2072BSC	\$2,734	\$2,878		
	20	72	36	291	31	VSV2072BSC			\$4,612	\$5,073

- four door credenza
- four box drawers above doors
- top edge profile on user side
- top grommet available, specify location, and add \$49 list each
- chassis grommets available, specify and add \$94 list
- adjustable shelf in storage cabinets
- locking not available

	24	36	36	167	22	VST2436BSC	\$1,887	\$1,985		
	24	36	36	167	22	VSV2436BSC			\$3,443	\$3,787
	20	36	36	155	16	VST2036BSC	\$1,812	\$1,906		
	20	36	36	155	16	VSV2036BSC			\$3,306	\$3,636

- two door credenza
- two box drawers above doors
- top edge profile on user side
- top grommet available, specify location, and add \$49 list each
- chassis grommets available, specify and add \$94 list
- adjustable shelf in storage cabinet
- locking not available

To Order, Specify:

① Model Number

Laminate - VST

Veneer - VSV

② Worksurface Material (see page V13)

- a.) TFL
- b.) HPL

③ Laminate Color (see page V13)

- a.) Worksurface Color
- b.) Chassis Color
- c.) Drawer Color

② Wood Species - Cherry (CH1), Maple (MA1)

- Walnut (WA1), Black Oak (BO1) or
- Double Cut (DC1) (see page V11)

③ Finish Color (see page V11)

④ Edge Profile (see page V14)


⑤ Pull Style and Color (see page V14)

⑥ Optional Grommet Location & Color -
Matte Black (MBK) or Arctic Silver (ASL)
(see page V16)


⑦ Other Product Options (see page V1110)

⑧ Accessories (see page VS314)

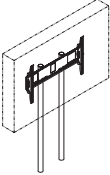
⑨ Power and Data Options (see page VS324)

Description	D	W	H	CTN WT	CU FT	① Model	TFL Laminate	HPL Laminate	Flat Cut Veneer	Double Cut Veneer
Buffet Credenza - Flat Screen Support 	24	72	36	316	43	VST2472BSCT	\$3,341	\$3,445		
	24	72	36	316	43	VST2472BSCT			\$5,391	\$5,931
	20	72	36	291	31	VST2072BSCT	\$3,228	\$3,328		
	20	72	36	291	31	VSV2072BSCT			\$5,199	\$5,719

- four door credenza
- four box drawers above doors
- top edge profile on user side
- chassis grommet available, specify and add \$94 list
- adjustable shelf in storage cabinets
- locking doors and drawers not available
- flat screen mounting grommets in top
- back panel includes cord exit grommets
- flat screen mounting frame sold separately, see below

Buffet Credenza - Flat Screen Support 	24	36	36	167	22	VST2436BSCT	\$2,360	\$2,433		
	24	36	36	167	22	VSV2436BSCT			\$4,029	\$4,432
	20	36	36	155	16	VST2036BSCT	\$2,285	\$2,355		
	20	36	36	155	16	VSV2036BSCT			\$3,893	\$4,282

- two door credenza
- two box drawers above doors
- top edge profile on user side
- chassis grommet available, specify and add \$94 list
- adjustable shelf in storage cabinet
- locking doors and drawers not available
- flat screen mounting grommets in top
- back panel includes cord exit grommets
- flat screen mounting frame sold separately, see below

Description	D	W	H	CTN WT	CU FT	① Model	List Price
Flat Screen Mounting Frame 	2	14	55	35	4	FSTV	\$1,674

- round 2" tube frame with cable management to inside of credenza
- mounting bracket for TV provided
- available in black (B) or silver (S)
- TV not included
- TV dimension not to exceed 70"w x 38"h to allow proper mounting clearance.
- coordinates with VST2472BSCT and VST2436BSCT

Description	D	W	H	CTN WT	CU FT	① Model	TFL Laminate	HPL Laminate	Flat Cut Veneer	Double Cut Veneer
Modular Bow Front Desk Top	42	72	1 3/16	130	12	VST4272BMCT	\$820	\$944		
	42	72	1 3/16	130	12	VSV4272BMCT			\$1,704	\$1,875
	36	72	1 3/16	110	9	VST3672BMCT	\$738	\$850		
	36	72	1 3/16	110	9	VSV3672BMCT			\$1,533	\$1,687



- top edge profile on user and approach sides
- top grommet available, specify location, and add \$49 list each
- long grain direction

To Order, Specify:

① Model Number

Laminate - VST

Veneer - VSV

② Worksurface Material (see page V13)

- a.) TFL
- b.) HPL

② Wood Species - Cherry (CH1), Maple (MA1)

- Walnut (WA1), Black Oak (BO1) or Double Cut (DC1) (see page V11)

④ Edge Profile (see page V14)

⑤ Pull Style and Color (see page V14)

③ Laminate Color (see page V13)

- a.) Worksurface Color
- b.) Chassis Color
- c.) Drawer Color

③ Finish Color (see page V11)

⑥ Optional Grommet Location & Color - Matte Black (MBK) or Arctic Silver (ASL) (see page V16)


⑦ Other Product Options (see page V1110)

⑧ Accessories (see page VS314)

⑨ Power and Data Options (see page VS324)

Description	D	W	H	CTN WT	CU FT	① Model	TFL Laminate	HPL Laminate	Flat Cut Veneer	Double Cut Veneer
Modular Rectangular Desk Top 	36	84	1 3/16	137	11	VST3684MCT	\$820	\$944		
	36	84	1 3/16	137	11	VSV3684MCT			\$1,704	\$1,875
	36	78	1 3/16	127	10	VST3678MCT	\$738	\$850		
	36	78	1 3/16	127	10	VSV3678MCT			\$1,533	\$1,687
	36	72	1 3/16	117	9	VST3672MCT	\$611	\$876		
	36	72	1 3/16	117	9	VSV3672MCT			\$1,331	\$1,465
	36	66	1 3/16	108	9	VST3666MCT	\$574	\$770		
	36	66	1 3/16	108	9	VSV3666MCT			\$1,221	\$1,344
	30	84	1 3/16	116	10	VST3084MCT	\$636	\$867		
	30	84	1 3/16	116	10	VSV3084MCT			\$1,355	\$1,492
	30	78	1 3/16	107	9	VST3078MCT	\$591	\$816		
	30	78	1 3/16	107	9	VSV3078MCT			\$1,261	\$1,387
	30	72	1 3/16	98	8	VST3072MCT	\$545	\$755		
	30	72	1 3/16	98	8	VSV3072MCT			\$1,165	\$1,282
	30	66	1 3/16	90	7	VST3066MCT	\$499	\$660		
	30	66	1 3/16	90	7	VSV3066MCT			\$1,070	\$1,177
	30	60	1 3/16	82	7	VST3060MCT	\$459	\$589		
	30	60	1 3/16	82	7	VSV3060MCT			\$972	\$1,070
	30	54	1 3/16	74	6	VST3054MCT	\$415	\$536		
	30	54	1 3/16	74	6	VSV3054MCT			\$875	\$962
	30	48	1 3/16	65	5	VST3048MCT	\$371	\$480		
	30	48	1 3/16	65	5	VSV3048MCT			\$778	\$855
	30	42	1 3/16	57	4	VST3042MCT	\$327	\$426		
	30	42	1 3/16	57	4	VSV3042MCT			\$680	\$747

- top edge profile on user and approach sides
- top grommet available, specify location, and add \$49 list each
- long grain direction

Description	D	W	H	CTN WT	CU FT	① Model	TFL Laminate	HPL Laminate	Flat Cut Veneer	Double Cut Veneer
Modular Soft Rectangular Desk Top 	36	84	1 3/16	111	8	VST3684RRDT	\$914	\$1,041		
	36	84	1 3/16	111	8	VSV3684RRDT			\$1,802	\$1,982
	36	78	1 3/16	102	8	VST3678RRDT	\$850	\$967		
	36	78	1 3/16	102	8	VSV3678RRDT			\$1,675	\$1,843
	36	72	1 3/16	94	7	VST3672RRDT	\$784	\$892		
	36	72	1 3/16	94	7	VSV3672RRDT			\$1,544	\$1,700
	36	66	1 3/16	86	6	VST3666RRDT	\$719	\$819		
	36	66	1 3/16	86	6	VSV3666RRDT			\$1,416	\$1,559
	36	60	1 3/16	77	6	VST3660RRDT	\$653	\$744		
	36	60	1 3/16	77	6	VSV3660RRDT			\$1,288	\$1,416
	30	84	1 3/16	92	7	VST3084RRDT	\$762	\$868		
	30	84	1 3/16	92	7	VSV3084RRDT			\$1,503	\$1,654
	30	78	1 3/16	85	6	VST3078RRDT	\$708	\$807		
	30	78	1 3/16	85	6	VSV3078RRDT			\$1,395	\$1,535
	30	72	1 3/16	78	6	VST3072RRDT	\$653	\$744		
	30	72	1 3/16	78	6	VSV3072RRDT			\$1,288	\$1,416
	30	66	1 3/16	71	6	VST3066RRDT	\$599	\$683		
	30	66	1 3/16	71	6	VSV3066RRDT			\$1,181	\$1,300
	30	60	1 3/16	64	5	VST3060RRDT	\$545	\$621		
	30	60	1 3/16	64	5	VSV3060RRDT			\$1,074	\$1,182

- top edge profile on user and approach sides
- top grommet available, specify location, and add \$49 list each
- long grain direction

To Order, Specify:

① Model Number

Laminate - VST

Veneer - VSV

② Worksurface Material (see page VI3)

- a.) TFL
- b.) HPL

③ Laminate Color (see page VI3)

- a.) Worksurface Color
- b.) Chassis Color
- c.) Drawer Color

② Wood Species - Cherry (CH1), Maple (MA1)

- Walnut (WA1), Black Oak (BO1) or
- Double Cut (DC1) (see page VI1)

③ Finish Color (see page VI1)

④ Edge Profile (see page VI4)

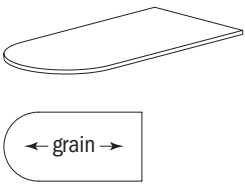
⑤ Pull Style and Color (see page VI4)

⑥ Optional Grommet Location & Color -
Matte Black (MBK) or Arctic Silver (ASL)
(see page VI6)

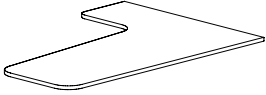
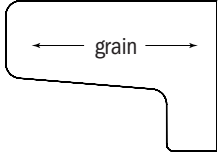
⑦ Other Product Options (see page VI110)

⑧ Accessories (see page VS314)

⑨ Power and Data Options (see page VS324)

Description	D	W	H	CTN WT	CU FT	① Model	TFL Laminate	HPL Laminate	Flat Cut Veneer	Double Cut Veneer
Modular Bullet Desk Top 	36	84	1 3/16	137	12	VST3684MBULT	\$870	\$991		
	36	84	1 3/16	137	12	VSV3684MBULT			\$1,716	\$1,885
	36	78	1 3/16	127	11	VST3678MBULT	\$808	\$920		
	36	78	1 3/16	127	11	VSV3678MBULT			\$1,594	\$1,750
	36	72	1 3/16	117	10	VST3672MBULT	\$746	\$850		
	36	72	1 3/16	117	10	VSV3672MBULT			\$1,471	\$1,616
	30	72	1 3/16	98	9	VST3072MBULT	\$622	\$708		
	30	72	1 3/16	98	9	VSV3072MBULT			\$1,226	\$1,347
	30	66	1 3/16	90	8	VST3066MBULT	\$571	\$650		
	30	66	1 3/16	90	8	VSV3066MBULT			\$1,124	\$1,235
	24	60	1 3/16	65	6	VST2460MBULT	\$415	\$472		
	24	60	1 3/16	65	6	VSV2460MBULT			\$818	\$898
	24	48	1 3/16	52	5	VST2448MBULT	\$332	\$379		
	24	48	1 3/16	52	5	VSV2448MBULT			\$654	\$719

- top edge profile on three open sides
 - top grommet available, specify location, and add \$49 list each
 - long grain direction
 - supports located on pages VS161-VS163
- Note: truss base not compatible with models wider than 72"

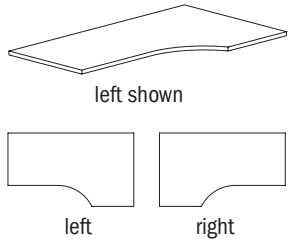
Description	D	W	H	CTN WT	CU FT	① Model	TFL Laminate	HPL Laminate	Flat Cut Veneer	Double Cut Veneer
Modular Sweeping L Desk Top 	60	84	1 3/16	118	13	VST6084SWPRT	\$1,522	\$1,734		
	60	84	1 3/16	118	13	VSV6084SWPRT			\$3,002	\$3,302
	60	84	1 3/16	118	13	VST6084SWPLT	\$1,522	\$1,734		
	60	84	1 3/16	118	13	VSV6084SWPLT			\$3,002	\$3,302
	60	78	1 3/16	111	12	VST6078SWPRT	\$1,414	\$1,610		
	60	78	1 3/16	111	12	VSV6078SWPRT			\$2,789	\$3,068
	60	78	1 3/16	111	12	VST6078SWPLT	\$1,414	\$1,610		
	60	78	1 3/16	111	12	VSV6078SWPLT			\$2,789	\$3,068
	60	72	1 3/16	104	11	VST6072SWPRT	\$1,305	\$1,487		
	60	72	1 3/16	104	11	VSV6072SWPRT			\$2,574	\$2,831
	60	72	1 3/16	104	11	VST6072SWPLT	\$1,305	\$1,487		
	60	72	1 3/16	104	11	VSV6072SWPLT			\$2,574	\$2,831
	60	66	1 3/16	97	10	VST6066SWPRT	\$1,197	\$1,364		
	60	66	1 3/16	97	10	VSV6066SWPRT			\$2,359	\$2,597
	60	66	1 3/16	97	10	VST6066SWPLT	\$1,197	\$1,364		
	60	66	1 3/16	97	10	VSV6066SWPLT			\$2,359	\$2,597
	60	60	1 3/16	90	9	VST6060SWPRT	\$1,087	\$1,240		
	60	60	1 3/16	90	9	VSV6060SWPRT			\$2,145	\$2,359
	60	60	1 3/16	90	9	VST6060SWPLT	\$1,087	\$1,240		
	60	60	1 3/16	90	9	VSV6060SWPLT			\$2,145	\$2,359

- top does not attach to other tops
- top grommet available, specify location, and add \$49 list each

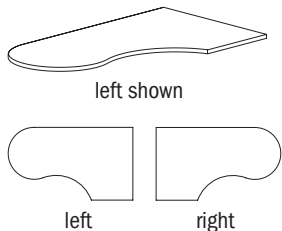
To Order, Specify:

① Model Number	Laminate - VST	Veneer - VSV	
	<p>② Worksurface Material (see page VI3)</p> <p>a.) TFL</p> <p>b.) HPL</p> <p>③ Laminate Color (see page VI3)</p> <p>a.) Worksurface Color</p> <p>b.) Chassis Color</p> <p>c.) Drawer Color</p>	<p>② Wood Species - Cherry (CH1), Maple (MA1) Walnut (WA1), Black Oak (BO1) or Double Cut (DC1) (see page VI1)</p> <p>③ Finish Color (see page VI1)</p>	<p>④ Edge Profile (see page VI4)</p> <p>⑤ Pull Style and Color (see page VI4)</p> <p>⑥ Optional Grommet Location & Color - Matte Black (MBK) or Arctic Silver (ASL) (see page VI6)</p> <p>⑦ Other Product Options (see page VI110)</p> <p>⑧ Accessories (see page VS314)</p> <p>⑨ Power and Data Options (see page VS324)</p>

Description	D	W	H	CTN WT	CU FT	① Model	TFL Laminate	HPL Laminate	Flat Cut Veneer	Double Cut Veneer
Modular Extended Corner Desk Top	48	72	1 3/16	130	13	VST4872MCDT24R	\$995	\$1,133		
	48	72	1 3/16	130	13	VSV4872MCDT24R			\$1,960	\$2,153
	48	72	1 3/16	130	13	VST4872MCDT24L	\$995	\$1,133		
	48	72	1 3/16	130	13	VSV4872MCDT24L			\$1,960	\$2,153
	42	72	1 3/16	111	12	VST4272MCDT24R	\$870	\$991		
	42	72	1 3/16	111	12	VSV4272MCDT24R			\$1,716	\$1,885
	42	72	1 3/16	111	12	VST4272MCDT24L	\$870	\$991		
	42	72	1 3/16	111	12	VSV4272MCDT24L			\$1,716	\$1,885
	48	66	1 3/16	120	12	VST4866MCDT24R	\$912	\$1,038		
	48	66	1 3/16	120	12	VSV4866MCDT24R			\$1,797	\$1,974
	48	66	1 3/16	120	12	VST4866MCDT24L	\$912	\$1,038		
	48	66	1 3/16	120	12	VSV4866MCDT24L			\$1,797	\$1,974
	42	66	1 3/16	103	11	VST4266MCDT24R	\$798	\$910		
	42	66	1 3/16	103	11	VSV4266MCDT24R			\$1,573	\$1,728
	42	66	1 3/16	103	11	VST4266MCDT24L	\$798	\$910		
	42	66	1 3/16	103	11	VSV4266MCDT24L			\$1,573	\$1,728



- top edge profile on three open sides
- top grommet available, specify location, and add \$49 list each
- long grain direction
- supports located on pages VS161-VS163

Description	D	W	H	CTN WT	CU FT	① Model	TFL Laminate	HPL Laminate	Flat Cut Veneer	Double Cut Veneer
Modular Extended Corner Bullet Desk Top 	48	72	1 3/16	130	13	VST4872MCBT24R	\$995	\$1,133		
	48	72	1 3/16	130	13	VSV4872MCBT24R			\$1,960	\$2,153
	48	72	1 3/16	130	13	VST4872MCBT24L	\$995	\$1,133		
	48	72	1 3/16	130	13	VSV4872MCBT24L			\$1,960	\$2,153
	42	72	1 3/16	111	12	VST4272MCBT24R	\$870	\$991		
	42	72	1 3/16	111	12	VSV4272MCBT24R			\$1,716	\$1,885
	42	72	1 3/16	111	12	VST4272MCBT24L	\$870	\$991		
	42	72	1 3/16	111	12	VSV4272MCBT24L			\$1,716	\$1,885
	42	66	1 3/16	103	11	VST4266MCBT24R	\$798	\$910		
	42	66	1 3/16	103	11	VSV4266MCBT24R			\$1,573	\$1,728
	42	66	1 3/16	103	11	VST4266MCBT24L	\$798	\$910		
	42	66	1 3/16	103	11	VSV4266MCBT24L			\$1,573	\$1,728

- top edge profile on three open sides
- top grommet available, specify location, and add \$49 list each
- long grain direction
- supports located on pages VS161-VS163

To Order, Specify:

① Model Number

Laminate - VST

Veneer - VSV

② Worksurface Material (see page VI3)

- a.) TFL
- b.) HPL

③ Laminate Color (see page VI3)

- a.) Worksurface Color
- b.) Chassis Color
- c.) Drawer Color

② Wood Species - Cherry (CH1), Maple (MA1)

- Walnut (WA1), Black Oak (BO1) or
- Double Cut (DC1) (see page VI1)

③ Finish Color (see page VI1)

④ Edge Profile (see page VI4)


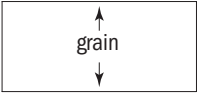
⑤ Pull Style and Color (see page VI4)

⑥ Optional Grommet Location & Color -
Matte Black (MBK) or Arctic Silver (ASL)
(see page VI6)

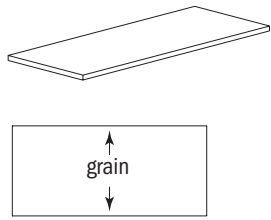
⑦ Other Product Options (see page VI110)

⑧ Accessories (see page VS314)

⑨ Power and Data Options (see page VS324)

Description	D	W	H	CTN WT	CU FT	① Model	TFL Laminate	HPL Laminate	Flat Cut Veneer	Double Cut Veneer
24" d Modular Return/Bridge Top  	24	84	1 3/16	91	8	VST8424MCT	\$515	\$663		
	24	84	1 3/16	91	8	VSV8424MCT			\$1,000	\$1,100
	24	78	1 3/16	85	7	VST7824MCT	\$479	\$617		
	24	78	1 3/16	85	7	VSV7824MCT			\$946	\$1,040
	24	72	1 3/16	79	6	VST7224MCT	\$443	\$569		
	24	72	1 3/16	79	6	VSV7224MCT			\$846	\$931
	24	66	1 3/16	73	5	VST6624MCT	\$407	\$522		
	24	66	1 3/16	73	5	VSV6624MCT			\$809	\$891
	24	36	1 3/16	65	6	VST6024MCT	\$370	\$475		
	24	60	1 3/16	65	6	VSV6024MCT			\$737	\$810
	24	54	1 3/16	59	6	VST5424MCT	\$334	\$429		
	24	54	1 3/16	59	6	VSV5424MCT			\$724	\$797
	24	48	1 3/16	52	5	VST4824MCT	\$311	\$393		
	24	48	1 3/16	52	5	VSV4824MCT			\$588	\$646
	24	42	1 3/16	46	4	VST4224MCT	\$293	\$373		
	24	42	1 3/16	46	4	VSV4224MCT			\$534	\$588
	24	36	1 3/16	39	4	VST3624MCT	\$274	\$354		
	24	36	1 3/16	39	4	VSV3624MCT			\$479	\$528

- top edge profile on user side
- top grommet available, specify location, and add \$49 list each
- short grain direction
- laminate 66" - 84" will have grain running the width

Description	D	W	H	CTN WT	CU FT	① Model	TFL Laminate	HPL Laminate	Flat Cut Veneer	Double Cut Veneer
	20	84	1 3/16	76	7	VST8420MCT	\$456	\$611		
	20	84	1 3/16	76	7	VSV8420MCT			\$911	\$1,002
	20	78	1 3/16	71	6	VST7820MCT	\$425	\$569		
	20	78	1 3/16	71	6	VSV7820MCT			\$849	\$934
	20	72	1 3/16	65	6	VST7220MCT	\$392	\$525		
	20	72	1 3/16	65	6	VSV7220MCT			\$782	\$861
	20	66	1 3/16	59	5	VST6620MCT	\$360	\$480		
	20	66	1 3/16	59	5	VSV6620MCT			\$717	\$789
	20	60	1 3/16	55	5	VST6020MCT	\$327	\$436		
	20	60	1 3/16	55	5	VSV6020MCT			\$652	\$718
	20	54	1 3/16	49	5	VST5420MCT	\$297	\$395		
	20	54	1 3/16	49	5	VSV5420MCT			\$590	\$650
	20	48	1 3/16	44	4	VST4820MCT	\$274	\$377		
	20	48	1 3/16	44	4	VSV4820MCT			\$554	\$611
	20	42	1 3/16	38	4	VST4220MCT	\$260	\$344		
	20	42	1 3/16	38	4	VSV4220MCT			\$505	\$555
	20	36	1 3/16	33	3	VST3620MCT	\$242	\$326		
	20	36	1 3/16	33	3	VSV3620MCT			\$479	\$528

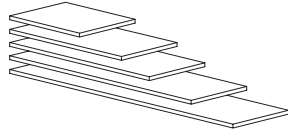
- top edge profile on user side
- top grommet available, specify location, and add \$49 list each
- short grain direction
- laminate 66" - 84" will have grain running the width

To Order, Specify:

① Model Number	Laminate - VST	Veneer - VSV	
	<p>② Worksurface Material (see page V13)</p> <p>a.) TFL</p> <p>b.) HPL</p> <p>③ Laminate Color (see page V13)</p> <p>a.) Worksurface Color</p> <p>b.) Chassis Color</p> <p>c.) Drawer Color</p>	<p>② Wood Species - Cherry (CH1), Maple (MA1) Walnut (WA1), Black Oak (BO1) or Double Cut (DC1) (see page V11)</p> <p>③ Finish Color (see page V11)</p>	<p>④ Edge Profile (see page V14)</p> <p>⑤ Pull Style and Color (see page V14)</p> <p>⑥ Optional Grommet Location & Color - Matte Black (MBK) or Arctic Silver (ASL) (see page V16)</p> <p>⑦ Other Product Options (see page V1110)</p> <p>⑧ Accessories (see page VS314)</p> <p>⑨ Power and Data Options (see page VS324)</p>

Description	D	W	H	CTN WT	CU FT	① Model	TFL Laminate	HPL Laminate	Flat Cut Veneer	Double Cut Veneer
24" d Modular Credenza Top 	24	108	1 3/16	117	10	VST24108MCT	\$701	\$891		
	24	108	1 3/16	117	10	VSV24108MCT			\$1,350	\$1,486
	24	102	1 3/16	111	10	VST24102MCT	\$664	\$844		
	24	102	1 3/16	111	10	VSV24102MCT			\$1,278	\$1,406
	24	96	1 3/16	104	9	VST2496MCT	\$624	\$792		
	24	96	1 3/16	104	9	VSV2496MCT			\$1,201	\$1,322
	24	90	1 3/16	98	9	VST2490MCT	\$562	\$713		
	24	90	1 3/16	98	9	VSV2490MCT			\$1,081	\$1,189
	24	84	1 3/16	91	8	VST2484MCT	\$515	\$663		
	24	84	1 3/16	91	8	VSV2484MCT			\$1,000	\$1,100
	24	78	1 3/16	85	8	VST2478MCT	\$479	\$617		
	24	78	1 3/16	85	8	VSV2478MCT			\$946	\$1,040
	24	72	1 3/16	78	7	VST2472MCT	\$443	\$569		
	24	72	1 3/16	78	7	VSV2472MCT			\$846	\$931
	24	66	1 3/16	72	7	VST2466MCT	\$407	\$522		
	24	66	1 3/16	72	7	VSV2466MCT			\$809	\$891
	24	60	1 3/16	65	6	VST2460MCT	\$370	\$475		
	24	60	1 3/16	65	6	VSV2460MCT			\$737	\$810
	24	54	1 3/16	59	6	VST2454MCT	\$334	\$429		
	24	54	1 3/16	59	6	VSV2454MCT			\$724	\$797
	24	48	1 3/16	52	5	VST2448MCT	\$311	\$393		
	24	48	1 3/16	52	5	VSV2448MCT			\$588	\$646
	24	42	1 3/16	46	4	VST2442MCT	\$301	\$383		
	24	42	1 3/16	46	4	VSV2442MCT			\$561	\$617
	24	36	1 3/16	39	4	VST2436MCT	\$293	\$373		
	24	36	1 3/16	39	4	VSV2436MCT			\$534	\$588
	24	30	1 3/16	33	3	VST2430MCT	\$274	\$354		
	24	30	1 3/16	33	3	VSV2430MCT			\$479	\$528

- top edge profile on user side
- top grommet available, specify location, and add \$49 list each
- long grain direction

Description	D	W	H	CTN WT	CU FT	① Model	TFL Laminate	HPL Laminate	Flat Cut Veneer	Double Cut Veneer
20" d Modular Credenza Top 	20	108	1 3/16	98	9	VST20108MCT	\$621	\$821		
	20	108	1 3/16	98	9	VSV20108MCT			\$1,225	\$1,348
	20	102	1 3/16	93	8	VST20102MCT	\$589	\$778		
	20	102	1 3/16	93	8	VSV20102MCT			\$1,159	\$1,275
	20	96	1 3/16	87	8	VST2096MCT	\$553	\$730		
	20	96	1 3/16	87	8	VSV2096MCT			\$1,089	\$1,198
	20	90	1 3/16	82	8	VST2090MCT	\$498	\$657		
	20	90	1 3/16	82	8	VSV2090MCT			\$979	\$1,079
	20	84	1 3/16	76	7	VST2084MCT	\$456	\$611		
	20	84	1 3/16	76	7	VSV2084MCT			\$911	\$1,002
	20	78	1 3/16	71	7	VST2078MCT	\$425	\$569		
	20	78	1 3/16	71	7	VSV2078MCT			\$849	\$934
	20	72	1 3/16	65	6	VST2072MCT	\$392	\$525		
	20	72	1 3/16	65	6	VSV2072MCT			\$782	\$861
	20	66	1 3/16	60	6	VST2066MCT	\$360	\$480		
	20	66	1 3/16	60	6	VSV2066MCT			\$717	\$789
	20	60	1 3/16	55	5	VST2060MCT	\$327	\$436		
	20	60	1 3/16	55	5	VSV2060MCT			\$652	\$718
	20	54	1 3/16	49	5	VST2054MCT	\$297	\$395		
	20	54	1 3/16	49	5	VSV2054MCT			\$590	\$650
	20	48	1 3/16	44	4	VST2048MCT	\$274	\$377		
	20	48	1 3/16	44	4	VSV2048MCT			\$554	\$611
	20	42	1 3/16	38	4	VST2042MCT	\$266	\$363		
	20	42	1 3/16	38	4	VSV2042MCT			\$530	\$583
	20	36	1 3/16	33	3	VST2036MCT	\$260	\$344		
	20	36	1 3/16	33	3	VSV2036MCT			\$505	\$555
	20	30	1 3/16	28	3	VST2030MCT	\$242	\$326		
	20	30	1 3/16	28	3	VSV2030MCT			\$479	\$528

- top edge profile on user side
- top grommet available, specify location, and add \$49 list each
- long grain direction

To Order, Specify:

① Model Number

Laminate - VST

Veneer - VSV

② Worksurface Material (see page V13)

- a.) TFL
- b.) HPL

③ Laminate Color (see page V13)

- a.) Worksurface Color
- b.) Chassis Color
- c.) Drawer Color

② Wood Species - Cherry (CH1), Maple (MA1)

- Walnut (WA1), Black Oak (BO1) or Double Cut (DC1) (see page V11)

③ Finish Color (see page V11)

④ Edge Profile (see page V14)


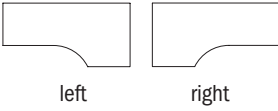
⑤ Pull Style and Color (see page V14)

⑥ Optional Grommet Location & Color - Matte Black (MBK) or Arctic Silver (ASL) (see page V16)

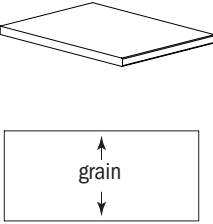
⑦ Other Product Options (see page V1110)

⑧ Accessories (see page VS314)

⑨ Power and Data Options (see page VS324)

Description	D	W	H	CTN WT	CU FT	① Model	TFL Laminate	HPL Laminate	Flat Cut Veneer	Double Cut Veneer
Modular Extended Corner Credenza Top	36	96	1 3/16	117	13	VST3696MCCT24R	\$995	\$1,133		
	36	96	1 3/16	117	13	VSV3696MCCT24R			\$1,960	\$2,153
 left shown	36	96	1 3/16	117	13	VST3696MCCT24L	\$995	\$1,133		
	36	96	1 3/16	117	13	VSV3696MCCT24L			\$1,960	\$2,153
	36	90	1 3/16	111	13	VST3690MCCT24R	\$932	\$1,062		
	36	90	1 3/16	111	13	VSV3690MCCT24R			\$1,838	\$2,019
	36	90	1 3/16	111	13	VST3690MCCT24L	\$932	\$1,062		
	36	90	1 3/16	111	13	VSV3690MCCT24L			\$1,838	\$2,019
	36	84	1 3/16	104	12	VST3684MCCT24R	\$870	\$991		
	36	84	1 3/16	104	12	VSV3684MCCT24R			\$1,716	\$1,885
	36	84	1 3/16	104	12	VST3684MCCT24L	\$870	\$991		
	36	84	1 3/16	104	12	VSV3684MCCT24L			\$1,716	\$1,885
	36	72	1 3/16	91	10	VST3672MCCT24R	\$746	\$850		
	36	72	1 3/16	91	10	VSV3672MCCT24R			\$1,471	\$1,616
	36	72	1 3/16	91	10	VST3672MCCT24L	\$746	\$850		
	36	72	1 3/16	91	10	VSV3672MCCT24L			\$1,471	\$1,616
	36	66	1 3/16	85	9	VST3666MCCT24R	\$684	\$780		
	36	66	1 3/16	85	9	VSV3666MCCT24R			\$1,349	\$1,481
	36	66	1 3/16	85	9	VST3666MCCT24L	\$684	\$780		
	36	66	1 3/16	85	9	VSV3666MCCT24L			\$1,349	\$1,481
	36	60	1 3/16	78	9	VST3660MCCT24R	\$622	\$708		
	36	60	1 3/16	78	9	VSV3660MCCT24R			\$1,226	\$1,347
	36	60	1 3/16	78	9	VST3660MCCT24L	\$622	\$708		
	36	60	1 3/16	78	9	VSV3660MCCT24L			\$1,226	\$1,347
	36	54	1 3/16	71	8	VST3654MCCT24R	\$560	\$638		
	36	54	1 3/16	71	8	VSV3654MCCT24R			\$1,104	\$1,211
	36	54	1 3/16	71	8	VST3654MCCT24L	\$560	\$638		
	36	54	1 3/16	71	8	VSV3654MCCT24L			\$1,104	\$1,211

- top edge profile on user side
- top grommet available, specify location, and add \$49 list each
- long grain direction

Description	D	W	H	CTN WT	CU FT	① Model	TFL Laminate	HPL Laminate	Flat Cut Veneer	Double Cut Veneer
Modular Pedestal Top 	24	18 1/8	1 3/16	20	2	VST2418MCT	\$242	\$320		
	24	18 1/8	1 3/16	20	2	VSV2418MCT			\$416	\$458
	24	15 3/4	1 3/16	18	2	VST2416MCT	\$237	\$311		
	24	15 3/4	1 3/16	18	2	VSV2416MCT			\$409	\$451
	20	18 1/8	1 3/16	18	2	VST2018MCT	\$217	\$297		
	20	18 1/8	1 3/16	18	2	VSV2018MCT			\$409	\$451
	20	15 3/4	1 3/16	16	2	VST2016MCT	\$212	\$288		
	20	15 3/4	1 3/16	16	2	VSV2016MCT			\$403	\$443

· short grain direction

To Order, Specify:

① Model Number

Laminate - VST

Veneer - VSV

② Worksurface Material (see page VI3)

- a.) TFL
- b.) HPL

③ Laminate Color (see page VI3)

- a.) Worksurface Color
- b.) Chassis Color
- c.) Drawer Color

② Wood Species - Cherry (CH1), Maple (MA1)

- Walnut (WA1), Black Oak (BO1) or
- Double Cut (DC1) (see page VI1)

③ Finish Color (see page VI1)

④ Edge Profile (see page VI4)

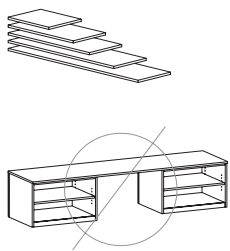
⑤ Pull Style and Color (see page VI4)

⑥ Optional Grommet Location & Color -
Matte Black (MBK) or Arctic Silver (ASL)
(see page VI6)

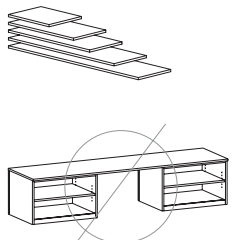
⑦ Other Product Options (see page VI110)

⑧ Accessories (see page VS314)

⑨ Power and Data Options (see page VS324)

Description	D	W	H	CTN WT	CU FT	① Model	Laminate	Flat Cut Veneer	Double Cut Veneer
23 3/4" d Bench Height Modular Tops	23 3/4	108	3/4	63	5	VSTB24108MT	\$401		
	23 3/4	108	3/4	63	5	VSVB24108MT		\$597	\$657
	23 3/4	102	3/4	58	5	VSTB24102MT	\$389		
	23 3/4	102	3/4	58	5	VSVB24102MT		\$584	\$643
	23 3/4	96	3/4	55	4	VSTB2496MT	\$373		
	23 3/4	96	3/4	55	4	VSVB2496MT		\$569	\$626
	23 3/4	90	3/4	53	4	VSTB2490MT	\$361		
	23 3/4	90	3/4	53	4	VSVB2490MT		\$556	\$613
	23 3/4	84	3/4	47	4	VSTB2484MT	\$348		
	23 3/4	84	3/4	47	4	VSVB2484MT		\$541	\$596
	23 3/4	78	3/4	44	4	VSTB2478MT	\$333		
	23 3/4	78	3/4	44	4	VSVB2478MT		\$528	\$580
	23 3/4	72	3/4	42	4	VSTB2472MT	\$321		
	23 3/4	72	3/4	42	4	VSVB2472MT		\$514	\$566
	23 3/4	66	3/4	39	3	VSTB2466MT	\$309		
	23 3/4	66	3/4	39	3	VSVB2466MT		\$500	\$551
	23 3/4	60	3/4	35	3	VSTB2460MT	\$288		
	23 3/4	60	3/4	35	3	VSVB2460MT		\$486	\$535
	23 3/4	54	3/4	31	3	VSTB2454MT	\$276		
	23 3/4	54	3/4	31	3	VSVB2454MT		\$468	\$515
	23 3/4	48	3/4	28	3	VSTB2448MT	\$262		
	23 3/4	48	3/4	28	3	VSVB2448MT		\$455	\$501
	23 3/4	36	3/4	21	2	VSTB2436MT	\$211		
	23 3/4	36	3/4	21	2	VSVB2436MT		\$427	\$469
	23 3/4	30	3/4	17	2	VSTB2430MT	\$198		
	23 3/4	30	3/4	17	2	VSVB2430MT		\$413	\$454
	23 3/4	18	3/4	10	1	VSTB2418MT	\$174		
	23 3/4	18	3/4	10	1	VSVB2418MT		\$384	\$423

- flat edge on all four sides
- long grain direction
- modular bench height tops NOT intended for unsupported space

Description	D	W	H	CTN WT	CU FT	① Model	Laminate	Flat Cut Veneer	Double Cut Veneer
18 1/8" d Bench Height Modular Tops	18 1/8	108	3/4	54	4	VSTB18108MT	\$358		
	18 1/8	108	3/4	54	4	VSVB18108MT		\$535	\$589
	18 1/8	102	3/4	50	4	VSTB18102MT	\$348		
	18 1/8	102	3/4	50	4	VSVB18102MT		\$525	\$577
	18 1/8	96	3/4	49	4	VSTB1896MT	\$338		
	18 1/8	96	3/4	49	4	VSVB1896MT		\$515	\$567
	18 1/8	90	3/4	46	3	VSTB1890MT	\$327		
	18 1/8	90	3/4	46	3	VSVB1890MT		\$506	\$556
	18 1/8	84	3/4	41	4	VSTB1884MT	\$317		
	18 1/8	84	3/4	41	4	VSVB1884MT		\$493	\$542
	18 1/8	78	3/4	39	3	VSTB1878MT	\$306		
	18 1/8	78	3/4	39	3	VSVB1878MT		\$486	\$535
	18 1/8	72	3/4	36	3	VSTB1872MT	\$293		
	18 1/8	72	3/4	36	3	VSVB1872MT		\$470	\$517
	18 1/8	66	3/4	33	3	VSTB1866MT	\$276		
	18 1/8	66	3/4	33	3	VSVB1866MT		\$459	\$506
	18 1/8	60	3/4	30	2	VSTB1860MT	\$265		
	18 1/8	60	3/4	30	2	VSVB1860MT		\$447	\$492
	18 1/8	54	3/4	27	2	VSTB1854MT	\$257		
	18 1/8	54	3/4	27	2	VSVB1854MT		\$434	\$478
	18 1/8	48	3/4	24	2	VSTB1848MT	\$245		
	18 1/8	48	3/4	24	2	VSVB1848MT		\$426	\$468
	18 1/8	36	3/4	18	2	VSTB1836MT	\$197		
	18 1/8	36	3/4	54	2	VSVB1836MT		\$402	\$442
	18 1/8	30	3/4	15	2	VSTB1830MT	\$186		
	18 1/8	30	3/4	15	2	VSVB1830MT		\$390	\$429
	18 1/8	18	3/4	9	1	VSTB1818MT	\$167		
	18 1/8	18	3/4	9	1	VSVB1818MT		\$370	\$408

- flat edge on all four sides
- long grain direction
- modular bench height tops NOT intended for unsupported space

To Order, Specify:

① Model Number


Laminate - VST

Veneer - VSV

- ② Worksurface Material (see page VI3)
 - a.) TFL
 - b.) HPL
- ③ Laminate Color (see page VI3)
 - a.) Worksurface Color
 - b.) Chassis Color
 - c.) Drawer Color

- ② Wood Species - Cherry (CH1), Maple (MA1)
Walnut (WA1), Black Oak (BO1) or
Double Cut (DC1) (see page VI1)
- ③ Finish Color (see page VI1)


- ④ Edge Profile (see page VI4)
- ⑤ Pull Style and Color (see page VI4)
- ⑥ Optional Grommet Location & Color -
Matte Black (MBK) or Arctic Silver (ASL)
(see page VI6)
- ⑦ Other Product Options (see page VI110)
- ⑧ Accessories (see page VS314)
- ⑨ Power and Data Options (see page VS324)

Description	D	W	H	CTN WT	CU FT	① Model	Laminate	Flat Cut Veneer	Double Cut Veneer
	34 7/8	18	28 5/16	118	13	VST1836MBBF	\$894		
	34 7/8	18	28 5/16	118	13	VSV1836MBBF		\$1,448	\$1,593
	28 7/8	18	28 5/16	103	11	VST1830MBBF	\$877		
	28 7/8	18	28 5/16	103	11	VSV1830MBBF		\$1,426	\$1,568
	22 7/8	18	28 5/16	91	10	VST1824MBBF	\$826		
	22 7/8	18	28 5/16	91	10	VSV1824MBBF		\$1,370	\$1,506
	18 7/8	18	28 5/16	80	8	VST1820MBBF	\$810		
	18 7/8	18	28 5/16	80	8	VSV1820MBBF		\$1,349	\$1,484
	34 5/8	15 5/8	28 5/16	113	12	VST1636MBBF	\$794		
	34 5/8	15 5/8	28 5/16	113	12	VSV1636MBBF		\$1,287	\$1,415
	28 7/8	15 5/8	28 5/16	99	10	VST1630MBBF	\$780		
	28 7/8	15 5/8	28 5/16	99	10	VSV1630MBBF		\$1,267	\$1,395
	22 7/8	15 5/8	28 5/16	87	9	VST1624MBBF	\$734		
	22 7/8	15 5/8	28 5/16	87	9	VSV1624MBBF		\$1,217	\$1,338
	18 7/8	15 5/8	28 5/16	76	7	VST1620MBBF	\$720		
	18 7/8	15 5/8	28 5/16	76	7	VSV1620MBBF		\$1,198	\$1,319

- chassis grommet available, specify and add \$47 list
- letter width pedestal
- locking available, specify and add \$78 list
- unit ships with support rails in back of unit - order modular back panel if not placed against the wall, see pages VS158-VS161

Note: Use 30" and 36"d pedestals with modular modesty panels and modular worksurfaces tops to build desks.
 Use 20"d and 24"d pedestals with modular modesty panels and modular worksurfaces tops to build credenzas and returns.

Note: Pedestals can be used in shell desk, credenzas and returns - use 20"d pedestal with 24"d shell, 24"d pedestal with 30"d shell, and 30"d pedestal with 36"d shell

Description	D	W	H	CTN WT	CU FT	① Model	Laminate	Flat Cut Veneer	Double Cut Veneer
	34 7/8	18	28 3/16	118	13	VST1836MFF	\$876		
	34 7/8	18	28 3/16	118	13	VSV1836MFF		\$1,429	\$1,573
	28 7/8	18	28 3/16	103	11	VST1830MFF	\$859		
	28 7/8	18	28 3/16	103	11	VSV1830MFF		\$1,408	\$1,549
	22 7/8	18	28 3/16	91	10	VST1824MFF	\$807		
	22 7/8	18	28 3/16	91	10	VSV1824MFF		\$1,351	\$1,487
	18 7/8	18	28 3/16	80	8	VST1820MFF	\$792		
	18 7/8	18	28 3/16	80	8	VSV1820MFF		\$1,330	\$1,463
	34 7/8	15 5/8	28 3/16	113	12	VST1636MFF	\$779		
	34 7/8	15 5/8	28 3/16	113	12	VSV1636MFF		\$1,270	\$1,398
	28 7/8	15 5/8	28 3/16	99	10	VST1630MFF	\$763		
	28 7/8	15 5/8	28 3/16	99	10	VSV1630MFF		\$1,251	\$1,376
	22 7/8	15 5/8	28 3/16	87	9	VST1624MFF	\$718		
	22 7/8	15 5/8	28 3/16	87	9	VSV1624MFF		\$1,201	\$1,322
	18 7/8	15 5/8	28 3/16	76	7	VST1620MFF	\$704		
	18 7/8	15 5/8	28 3/16	76	7	VSV1620MFF		\$1,182	\$1,301

- chassis grommet available, specify and add \$47 list
- letter width pedestal
- locking available, specify and add \$78 list
- unit ships with support rails in back of unit - order modular back panel if not placed against the wall, see pages VS158-VS161

Note: Use 30" and 36"d pedestals with modular modesty panels and modular worksurfaces tops to build desks. Use 20" and 24"d pedestals with modular modesty panels and modular worksurfaces tops to build credenzas and returns.

Note: Pedestals can be used in shell desk, credenzas and returns - use 20"d pedestal with 24"d shell, 24"d pedestal with 30"d shell and 30"d pedestal with 36"d shell

To Order, Specify:

① Model Number

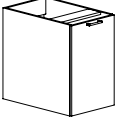
Laminate - VST

Veneer - VSV

- ② Worksurface Material (see page VI3)
 - a.) TFL
 - b.) HPL
- ③ Laminate Color (see page VI3)
 - a.) Worksurface Color
 - b.) Chassis Color
 - c.) Drawer Color

- ② Wood Species - Cherry (CH1), Maple (MA1) Walnut (WA1), Black Oak (BO1) or Double Cut (DC1) (see page VI1)
- ③ Finish Color (see page VI1)

- ④ Edge Profile (see page VI4)
- ⑤ Pull Style and Color (see page VI4)
- ⑥ Optional Grommet Location & Color - Matte Black (MBK) or Arctic Silver (ASL) (see page VI6)
- ⑦ Other Product Options (see page VI110)
- ⑧ Accessories (see page VS314)
- ⑨ Power and Data Options (see page VS324)

Description	D	W	H	CTN WT	CU FT	① Model	Laminate	Flat Cut Veneer	Double Cut Veneer
Modular Hinged Door Pedestal 	28 7/8	18	28 5/16	89	11	VST1830MHR	\$685		
	28 7/8	18	28 5/16	89	11	VSV1830MHR		\$960	\$1,057
	28 7/8	18	28 5/16	89	11	VST1830MHL	\$685		
	28 7/8	18	28 5/16	89	11	VSV1830MHL		\$960	\$1,057
	22 7/8	18	28 5/16	80	10	VST1824MHR	\$638		
	22 7/8	18	28 5/16	80	10	VSV1824MHR		\$899	\$990
	22 7/8	18	28 5/16	80	10	VST1824MHL	\$638		
	22 7/8	18	28 5/16	80	10	VSV1824MHL		\$899	\$990
	18 7/8	18	28 5/16	69	8	VST1820MHR	\$598		
	18 7/8	18	28 5/16	69	8	VSV1820MHR		\$843	\$928
	18 7/8	18	28 5/16	69	8	VST1820MHL	\$598		
	18 7/8	18	28 5/16	69	8	VSV1820MHL		\$843	\$928
	28 7/8	15 3/8	28 5/16	87	10	VST1630MHR	\$657		
	28 7/8	15 3/8	28 5/16	87	10	VSV1630MHR		\$930	\$1,023
	28 7/8	15 3/8	28 5/16	87	10	VST1630MHL	\$657		
	28 7/8	15 3/8	28 5/16	87	10	VSV1630MHL		\$930	\$1,023
	22 7/8	15 3/8	28 5/16	78	9	VST1624MHR	\$612		
	28 7/8	15 3/8	28 5/16	78	9	VSV1624MHR		\$871	\$959
	22 7/8	15 3/8	28 5/16	78	9	VST1624MHL	\$612		
	22 7/8	15 3/8	28 5/16	78	9	VSV1624MHL		\$871	\$959
18 7/8	15 3/8	28 5/16	67	7	VST1620MHR	\$572			
18 7/8	15 3/8	28 5/16	67	7	VSV1620MHR		\$816	\$898	
18 7/8	15 3/8	28 5/16	67	7	VST1620MHL	\$572			
18 7/8	15 3/8	28 5/16	67	7	VSV1620MHL		\$816	\$898	

- chassis grommet available, specify and add \$47 list
- locking available, specify and add \$78 list
- unit ships with support rails in back of unit - order modular back panel if not placed against the wall, see pages VS158-VS161

Note: Use 30" and 36"d pedestals with modular modesty panels and modular worksurfaces tops to build desks. Use 20" and 24"d pedestals with modular modesty panels and modular worksurfaces tops to build credenzas and returns.

Note: Pedestals can be used in shell desk, credenzas and returns - use 20"d pedestal with 24"d shell, 24"d pedestal with 30"d shell and 30"d pedestal with 36"d shell

Description	D	W	H	CTN WT	CU FT	① Model	Laminate	Flat Cut Veneer	Double Cut Veneer
Modular Open Shelf Pedestal 	28 7/8	18	28 5/16	79	11	VST1830MOS	\$607		
	28 7/8	18	28 5/16	79	11	VSV1830MOS		\$855	\$941
	22 7/8	18	28 5/16	70	10	VST1824MOS	\$560		
	22 7/8	18	28 5/16	70	10	VSV1824MOS		\$794	\$874
	18 7/8	18	28 5/16	59	8	VST1820MOS	\$519		
	18 7/8	18	28 5/16	59	8	VSV1820MOS		\$738	\$813
	28 7/8	15 5/8	28 5/16	77	10	VST1630MOS	\$590		
	28 7/8	15 5/8	28 5/16	77	10	VSV1630MOS		\$830	\$914
	22 7/8	15 5/8	28 5/16	68	9	VST1624MOS	\$545		
	22 7/8	15 5/8	28 5/16	68	9	VSV1624MOS		\$771	\$849
	18 7/8	15 5/8	28 5/16	57	7	VST1620MOS	\$505		
	18 7/8	15 5/8	28 5/16	57	7	VSV1620MOS		\$717	\$789

- chassis grommet available, specify and add \$47 list
- unit ships with support rails in back of unit - order modular back panel if not placed against the wall, see pages VS158-VS161

Note: Use 30" and 36"d pedestals with modular modesty panels and modular worksurfaces tops to build desks. Use 20" and 24"d pedestals with modular modesty panels and modular worksurfaces tops to build credenzas and returns.

Note: Pedestals can be used in shell desk, credenzas and returns - use 20"d pedestal with 24"d shell, 24"d pedestal with 30"d shell and 30"d pedestal with 36"d shell

To Order, Specify:

① Model Number

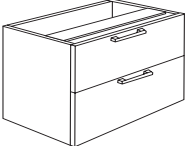
Laminate - VST

Veneer - VSV

- ② Worksurface Material (see page VI3)
 - a.) TFL
 - b.) HPL
- ③ Laminate Color (see page VI3)
 - a.) Worksurface Color
 - b.) Chassis Color
 - c.) Drawer Color

- ② Wood Species - Cherry (CH1), Maple (MA1) Walnut (WA1), Black Oak (BO1) or Double Cut (DC1) (see page VI1)
- ③ Finish Color (see page VI1)

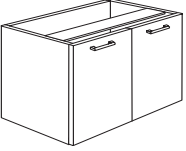
- ④ Edge Profile (see page VI4)
- ⑤ Pull Style and Color (see page VI4)
- ⑥ Optional Grommet Location & Color - Matte Black (MBK) or Arctic Silver (ASL) (see page VI6)
- ⑦ Other Product Options (see page VI110)
- ⑧ Accessories (see page VS314)
- ⑨ Power and Data Options (see page VS324)

Description	D	W	H	CTN WT	CU FT	① Model	Laminate	Flat Cut Veneer	Double Cut Veneer
Modular Lateral File Pedestal 	22 7/8	35 7/8	28 5/16	147	18	VST3624MLF	\$1,004		
	22 7/8	35 7/8	28 5/16	147	18	VSV3624MLF		\$1,490	\$1,632
	18 7/8	35 7/8	28 5/16	154	15	VST3620MLF	\$999		
	18 7/8	29 7/8	28 5/16	154	15	VSV3620MLF		\$1,481	\$1,622
	22 7/8	29 7/8	28 5/16	138	15	VST3024MLF	\$996		
	22 7/8	29 7/8	28 5/16	138	15	VSV3024MLF		\$1,426	\$1,563
	18 7/8	29 7/8	28 5/16	146	13	VST3020MLF	\$992		
	18 7/8	29 7/8	28 5/16	146	13	VSV3020MLF		\$1,418	\$1,553

- chassis grommet available, specify and add \$47 list
- locking available, specify and add \$109 list
- unit ships with support rails in back of unit - order modular back panel if not placed against the wall, see pages VS158-VS161

Note: Use 20" and 24"d pedestals with modular modesty panels and modular worksurface tops to build credenzas and returns

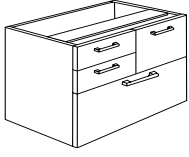
Note: Pedestals can be used in shell desk, credenzas and returns - use 20"d pedestal with 24"d shell and 24"d pedestal with 30"d shell

Modular Hinged Door Pedestal 	22 7/8	35 7/8	28 5/16	108	18	VST3624MSC	\$841		
	22 7/8	35 7/8	28 5/16	108	18	VSV3624MSC		\$1,462	\$1,609
	18 7/8	35 7/8	28 5/16	96	15	VST3620MSC	\$827		
	18 7/8	29 7/8	28 5/16	96	15	VSV3620MSC		\$1,445	\$1,589
	22 7/8	29 7/8	28 5/16	108	15	VST3024MSC	\$797		
	22 7/8	29 7/8	28 5/16	108	15	VSV3024MSC		\$1,404	\$1,544
	18 7/8	29 7/8	28 5/16	96	13	VST3020MSC	\$783		
	18 7/8	29 7/8	28 5/16	96	13	VSV3020MSC		\$1,386	\$1,524

- chassis grommet available, specify and add \$47 list
- adjustable shelf in storage cabinet
- locking available, specify and add \$45 list
- unit ships with support rails in back of unit - order modular back panel if not placed against the wall, see pages VS158-VS161

Note: Use 20" and 24"d pedestals with modular modesty panels and modular worksurfaces tops to build credenzas and returns.

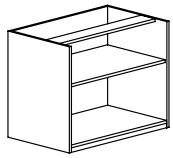
Note: Pedestals can be used in shell desk, credenzas and returns - use 20"d pedestal with 24"d shell and 24"d pedestal with 30"d shell

Description	D	W	H	CTN WT	CU FT	① Model	Laminate	Flat Cut Veneer	Double Cut Veneer
 <p>right shown</p>	22 7/8	29 7/8	28 3/16	150	15	VST3024MRM	\$1,098		
	22 7/8	29 7/8	28 3/16	150	15	VSV3024MRM		\$1,576	\$1,727
	22 7/8	29 7/8	28 3/16	150	15	VST3024MLM	\$1,098		
	22 7/8	29 7/8	28 3/16	150	15	VSV3024MLM		\$1,576	\$1,727
	18 7/8	29 7/8	28 3/16	155	13	VST3020MRM	\$1,093		
	18 7/8	29 7/8	28 3/16	155	13	VSV3020MRM		\$1,566	\$1,715
	18 7/8	29 7/8	28 3/16	155	13	VST3020MLM	\$1,093		
	18 7/8	29 7/8	28 3/16	155	13	VSV3020MLM		\$1,566	\$1,715

- chassis grommet available, specify and add \$47 list
- locking available, specify and add \$109 list
- top file drawer determines left or right
- unit ships with support rails in back of unit - order modular back panel if not placed against the wall, see pages VS158-VS161

Note: Use 20" and 24"d pedestals with modular modesty panels and modular worksurface tops to build credenzas and returns

Note: Pedestals can be used in shell desk, credenzas and returns - use 20"d pedestal with 24"d shell and 24"d pedestal with 30"d shell

Description	D	W	H	CTN WT	CU FT	① Model	Laminate	Flat Cut Veneer	Double Cut Veneer
	22 7/8	35 7/8	28 3/16	90	18	VST3624MOS	\$695		
	22 7/8	35 7/8	28 3/16	90	18	VSV3624MOS		\$1,253	\$1,378
	18 7/8	35 7/8	28 3/16	78	15	VST3620MOS	\$660		
	18 7/8	35 7/8	28 3/16	78	15	VSV3620MOS		\$1,191	\$1,311
	22 7/8	29 7/8	28 3/16	79	15	VST3024MOS	\$662		
	22 7/8	29 7/8	28 3/16	79	15	VSV3024MOS		\$1,208	\$1,329
	18 7/8	29 7/8	28 3/16	67	13	VST3020MOS	\$631		
	18 7/8	29 7/8	28 3/16	67	13	VSV3020MOS		\$1,148	\$1,264

- chassis grommet available, specify and add \$47 list
- unit ships with support rails in back of unit - order modular back panel if not placed against the wall, see pages VS158-VS161

Note: Use 20" and 24"d pedestals with modular modesty panels and modular worksurface tops to build credenzas and returns

Note: Pedestals can be used in shell desk, credenzas and returns - use 20"d pedestal with 24"d shell and 24"d pedestal with 30"d shell

To Order, Specify:

① Model Number

Laminate - VST

Veneer - VSV

- ② Worksurface Material (see page VI3)
 - a.) TFL
 - b.) HPL

- ③ Laminate Color (see page VI3)
 - a.) Worksurface Color
 - b.) Chassis Color
 - c.) Drawer Color

- ② Wood Species - Cherry (CH1), Maple (MA1) Walnut (WA1), Black Oak (BO1) or Double Cut (DC1) (see page VI1)

- ③ Finish Color (see page VI1)

- ④ Edge Profile (see page VI4)


- ⑤ Pull Style and Color (see page VI4)

- ⑥ Optional Grommet Location & Color - Matte Black (MBK) or Arctic Silver (ASL) (see page VI6)

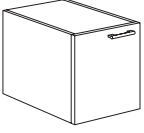
- ⑦ Other Product Options (see page VI110)

- ⑧ Accessories (see page VS314)

- ⑨ Power and Data Options (see page VS324)


Description	D	W	H	CTN WT	CU FT	① Model	Laminate	Flat Cut Veneer	Double Cut Veneer
Box/File Bench Height Modular Pedestal 	22 7/8	18	18 3/4	18	7	VSTB2418MBF	\$596		
	22 7/8	18	18 3/4	18	7	VSVB2418MBF		\$1,063	\$1,170
	17 1/4	18	18 3/4	64	5	VSTB1818MBF	\$549		
	17 1/4	18	18 3/4	64	5	VSVB1818MBF		\$979	\$1,079

- tops and backs are unfinished; specify modular tops and back panels to finish as needed
- specify chassis color
- specify top drawer color
- specify bottom drawer color
- locking available, specify and add \$78 list

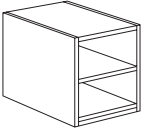
Hinged Door Bench Height Modular Pedestal 	22 7/8	18	18 3/4	74	7	VSTB2418MHR	\$615		
	22 7/8	18	18 3/4	74	7	VSVB2418MHR		\$1,085	\$1,195
	22 7/8	18	18 3/4	74	7	VSTB2418MHL	\$615		
	22 7/8	18	18 3/4	74	7	VSVB2418MHL		\$1,085	\$1,195
	17 1/4	18	18 3/4	65	5	VSTB1818MHR	\$567		
	17 1/4	18	18 3/4	65	5	VSVB1818MHR		\$999	\$1,099
	17 1/4	18	18 3/4	65	5	VSTB1818MHL	\$567		

left shown

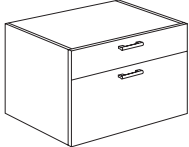
- tops and backs are unfinished; specify modular tops and back panels to finish as needed
- locking available, specify and add \$39 list
- hinge determines left or right for 18" w units

Open Shelf/File Drawer Bench Height Modular Pedestal 	22 7/8	18	18 3/4	66	7	VSTB2418MOF	\$622		
	22 7/8	18	18 3/4	66	7	VSVB2418MOF		\$1,073	\$1,181
	17 1/4	18	18 3/4	57	5	VSTB1818MOF	\$573		
	17 1/4	18	18 3/4	57	5	VSVB1818MOF		\$988	\$1,086

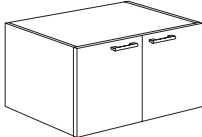
- tops and backs are unfinished; specify modular tops and back panels to finish as needed
- locking available, specify and add \$78 list

Open Shelf Bench Height Modular Pedestal 	22 7/8	18	18 3/4	65	7	VSTB2418MOS	\$529		
	22 7/8	18	18 3/4	65	7	VSVB2418MOS		\$960	\$1,057
	17 1/4	18	18 3/4	56	5	VSTB1818MOS	\$488		
	17 1/4	18	18 3/4	56	5	VSVB1818MOS		\$884	\$973

- tops and backs are unfinished; specify modular tops and back panels to finish as needed
- adjustable shelf

Description	D	W	H	CTN WT	CU FT	① Model	Laminate	Flat Cut Veneer	Double Cut Veneer
Box/File Bench Height Modular Pedestal 	22 7/8	35 7/8	18 3/4	129	12	VSTB2436MBF	\$931		
	22 7/8	35 7/8	18 3/4	129	12	VSVB2436MBF		\$1,457	\$1,588
	22 7/8	29 7/8	18 3/4	128	10	VSTB2430MBF	\$893		
	22 7/8	29 7/8	18 3/4	128	10	VSVB2430MBF		\$1,410	\$1,536
	17 1/4	35 7/8	18 3/4	136	10	VSTB1836MBF	\$869		
	17 1/4	35 7/8	18 3/4	136	10	VSVB1836MBF		\$1,352	\$1,473
	17 1/4	29 7/8	18 3/4	136	8	VSTB1830MBF	\$833		
	17 1/4	29 7/8	18 3/4	136	8	VSVB1830MBF		\$1,310	\$1,427

- tops and backs are unfinished; specify modular tops and back panels to finish as needed
- specify chassis color
- specify top drawer color
- specify bottom drawer color
- locking available, specify and add \$109 list

Hinged Door Bench Height Modular Pedestal 	22 7/8	35 7/8	18 3/4	106	12	VSTB2436MHD	\$768		
	22 7/8	35 7/8	18 3/4	106	12	VSVB2436MHD		\$1,307	\$1,438
	22 7/8	29 7/8	18 3/4	104	10	VSTB2430MHD	\$726		
	22 7/8	29 7/8	18 3/4	104	10	VSVB2430MHD		\$1,252	\$1,377
	17 1/4	35 7/8	18 3/4	93	10	VSTB1836MHD	\$707		
	17 1/4	35 7/8	18 3/4	93	10	VSVB1836MHD		\$1,204	\$1,325
	17 1/4	29 7/8	18 3/4	92	8	VSTB1830MHD	\$669		
	17 1/4	29 7/8	18 3/4	92	8	VSVB1830MHD		\$1,153	\$1,268

- tops and backs are unfinished; specify modular tops and back panels to finish as needed
- locking available, specify and add \$45 list

To Order, Specify:

① Model Number

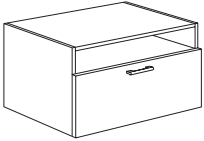
Laminate - VST

Veneer - VSV

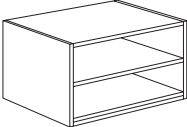
- ② Worksurface Material (see page VI3)
 - a.) TFL
 - b.) HPL
- ③ Laminate Color (see page VI3)
 - a.) Worksurface Color
 - b.) Chassis Color
 - c.) Drawer Color

- ② Wood Species - Cherry (CH1), Maple (MA1) Walnut (WA1), Black Oak (BO1) or Double Cut (DC1) (see page VI1)
- ③ Finish Color (see page VI1)

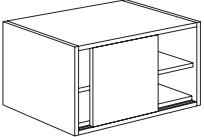
- ④ Edge Profile (see page VI4)
- ⑤ Pull Style and Color (see page VI4)
- ⑥ Optional Grommet Location & Color - Matte Black (MBK) or Arctic Silver (ASL) (see page VI6)
- ⑦ Other Product Options (see page VI110)
- ⑧ Accessories (see page VS314)
- ⑨ Power and Data Options (see page VS324)

Description	D	W	H	CTN WT	CU FT	① Model	Laminate	Flat Cut Veneer	Double Cut Veneer
Open Shelf/File Drawer Bench Height Modular Pedestal 	22 7/8	35 7/8	18 3/4	124	12	VSTB2436MOF	\$967		
	22 7/8	35 7/8	18 3/4	124	12	VSVB2436MOF		\$1,494	\$1,629
	22 7/8	29 7/8	18 3/4	115	10	VSTB2430MOF	\$928		
	22 7/8	29 7/8	18 3/4	115	10	VSVB2430MOF		\$1,442	\$1,572
	17 1/4	35 7/8	18 3/4	131	10	VSTB1836MOF	\$902		
	17 1/4	35 7/8	18 3/4	131	10	VSVB1836MOF		\$1,387	\$1,511
	17 1/4	29 7/8	18 3/4	125	8	VSTB1830MOF	\$866		
	17 1/4	29 7/8	18 3/4	125	8	VSVB1830MOF		\$1,339	\$1,458

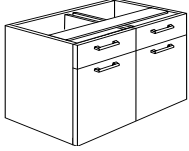
- tops and backs are unfinished; specify modular tops and back panels to finish as needed
- locking available, specify and add \$109 list

Open Shelf Bench Height Modular Pedestal 	22 7/8	35 7/8	18 3/4	86	12	VSTB2436MOS	\$638		
	22 7/8	35 7/8	18 3/4	86	12	VSVB2436MOS		\$1,132	\$1,245
	22 7/8	29 7/8	18 3/4	81	10	VSTB2430MOS	\$603		
	22 7/8	29 7/8	18 3/4	81	10	VSVB2430MOS		\$1,058	\$1,164
	17 1/4	35 7/8	18 3/4	73	10	VSTB1836MOS	\$586		
	17 1/4	35 7/8	18 3/4	73	10	VSVB1836MOS		\$1,041	\$1,146
	17 1/4	29 7/8	18 3/4	69	8	VSTB1830MOS	\$556		
	17 1/4	29 7/8	18 3/4	69	8	VSVB1830MOS		\$974	\$1,072

- tops and backs are unfinished; specify modular tops and back panels to finish as needed
- adjustable shelf

Sliding Door Bench Height Modular Pedestal 	22 7/8	35 7/8	18 3/4	107	12	VSTB2436MSD	\$815		
	22 7/8	35 7/8	18 3/4	107	12	VSVB2436MSD		\$1,390	\$1,530
	22 7/8	29 7/8	18 3/4	99	10	VSTB2430MSD	\$747		
	22 7/8	29 7/8	18 3/4	99	10	VSVB2430MSD		\$1,307	\$1,438
	17 1/4	35 7/8	18 3/4	94	10	VSTB1836MSD	\$750		
	17 1/4	35 7/8	18 3/4	94	10	VSVB1836MSD		\$1,280	\$1,409
	17 1/4	29 7/8	18 3/4	87	8	VSTB1830MSD	\$688		
	17 1/4	29 7/8	18 3/4	87	8	VSVB1830MSD		\$1,204	\$1,325

- tops and backs are unfinished; specify modular tops and back panels to finish as needed
- adjustable shelf
- locking not available

Description	D	W	H	CTN WT	CU FT	① Model	Laminate	Flat Cut Veneer	Double Cut Veneer
	23 5/8	35 7/8	34 5/16	119	21	VST3624MBSC	\$967		
	23 5/8	35 7/8	34 5/16	119	21	VSV3624MBSC		\$1,682	\$1,851
	19 5/8	35 7/8	34 5/16	103	18	VST3620MBSC	\$951		
	19 5/8	35 7/8	34 5/16	103	18	VSV3620MBSC		\$1,662	\$1,828

- chassis grommet available, specify and add \$47 list
- adjustable shelf in storage cabinet
- locking not available
- unit ships with support rails in back of unit - order modular back panel if not placed against the wall, see pages VS158-VS161

Note: These units are NOT to be used with Shell Desks, Credenzas and Returns.

To Order, Specify:

① Model Number

Laminate - VST

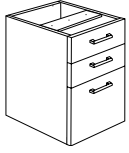
Veneer - VSV

- ② Worksurface Material (see page VI3)
 - a.) TFL
 - b.) HPL
- ③ Laminate Color (see page VI3)
 - a.) Worksurface Color
 - b.) Chassis Color
 - c.) Drawer Color

- ② Wood Species - Cherry (CH1), Maple (MA1)
Walnut (WA1), Black Oak (BO1) or
Double Cut (DC1) (see page VI1)
- ③ Finish Color (see page VI1)


- ④ Edge Profile (see page VI4)
- ⑤ Pull Style and Color (see page VI4)
- ⑥ Optional Grommet Location & Color -
Matte Black (MBK) or Arctic Silver (ASL)
(see page VI6)
- ⑦ Other Product Options (see page VI110)
- ⑧ Accessories (see page VS314)
- ⑨ Power and Data Options (see page VS324)

Description	D	W	H	CTN WT	CU FT	① Model	Laminate	Flat Cut Veneer	Double Cut Veneer
Modular Shell Box/Box/File Pedestal	17 3/8	15 5/8	28	84	14	VST1618SMBBF	\$771		
	17 3/8	15 5/8	28	84	14	VSV1618SMBBF		\$1,291	\$1,421

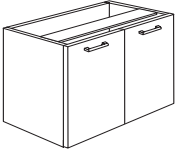


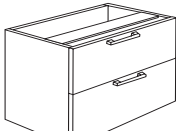
- chassis grommet available, specify and add \$47 list
 - letter width pedestal
 - locking available, specify and add \$78 list
- Note: This unit is ONLY to be used with Shell Desks, Credenzas and Returns.

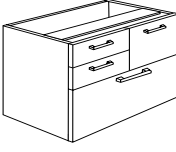
Modular Shell File/File Pedestal	17 3/8	15 5/8	28	84	12	VST1618SMFF	\$756		
	17 3/8	15 5/8	28	84	12	VSV1618SMFF		\$1,275	\$1,403



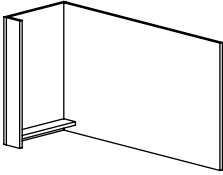
- chassis grommet available, specify and add \$47 list
 - letter width pedestal
 - locking available, specify and add \$78 list
- Note: This unit is ONLY to be used with Shell Desks, Credenzas and Returns.

Description	D	W	H	CTN WT	CU FT	① Model	Laminate	Flat Cut Veneer	Double Cut Veneer
Modular Shell Hinged Door Pedestal 	17 3/8	36	28	115	14	VST3618SMSC	\$892		
	17 3/8	36	28	115	14	VSV3618SMSC		\$1,542	\$1,697
	17 3/8	30	28	111	12	VST3018SMSC	\$840		
	17 3/8	30	28	111	12	VSV3018SMSC		\$1,473	\$1,620
	<ul style="list-style-type: none"> • chassis grommet available, specify and add \$47 list • adjustable shelf in storage cabinet • locking available, specify and add \$45 list Note: These units are ONLY to be used with Shell Desks, Credenzas and Returns.								

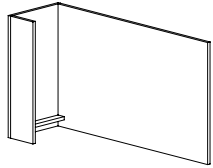
Modular Shell Lateral File Pedestal 	17 3/8	36	28	128	14	VST3618SMLF	\$986		
	17 3/8	36	28	128	14	VSV3618SMLF		\$1,455	\$1,601
	17 3/8	30	28	123	12	VST3018SMLF	\$968		
	17 3/8	30	28	123	12	VSV3018SMLF		\$1,426	\$1,568
	<ul style="list-style-type: none"> • one end panel grommet available, specify chassis grommet add \$47 list • locking available, specify and add \$109 list Note: These units are ONLY to be used with Shell Desks, Credenzas and Returns.								

Modular Shell Multi-File Pedestal  right shown	17 3/8	30	28	147	12	VST3018SMRM	\$1,084		
	17 3/8	30	28	147	12	VSV3018SMRM		\$1,594	\$1,753
	17 3/8	30	28	147	12	VST3018SMLM	\$1,084		
	17 3/8	30	28	147	12	VSV3018SMLM		\$1,594	\$1,753
	<ul style="list-style-type: none"> • one end panel grommet available, specify chassis grommet add \$47 list • locking available, specify and add \$109 list • top file drawer determines left or right Note: These units are ONLY to be used with Shell Desks, Credenzas and Returns.								

To Order, Specify:		
① Model Number	Laminate - VST	Veneer - VSV
	② Worksurface Material (see page VI3) a.) TFL b.) HPL ③ Laminate Color (see page VI3) a.) Worksurface Color b.) Chassis Color c.) Drawer Color	② Wood Species - Cherry (CH1), Maple (MA1) Walnut (WA1), Black Oak (BO1) or Double Cut (DC1) (see page VI1) ③ Finish Color (see page VI1)
		④ Edge Profile (see page VI4) ⑤ Pull Style and Color (see page VI4) ⑥ Optional Grommet Location & Color - Matte Black (MBK) or Arctic Silver (ASL) (see page VI6) ⑦ Other Product Options (see page VI110) ⑧ Accessories (see page VS314) ⑨ Power and Data Options (see page VS324)

Description	D	W	H	CTN WT	CU FT	① Model	Laminate	Flat Cut Veneer	Double Cut Veneer
18"d Modular Wing End Support  right shown	47 7/8	18	28 3/16	59	16	VST1848WEAR	\$422		
	47 7/8	18	28 3/16	59	16	VSV1848WEAR		\$811	\$893
	47 7/8	18	28 3/16	59	16	VST1848WEAL	\$422		
	47 7/8	18	28 3/16	59	16	VSV1848WEAL		\$811	\$893
	41 5/8	18	28 3/16	55	14	VST1842WEAR	\$409		
	41 5/8	18	28 3/16	55	14	VSV1842WEAR		\$796	\$876
	41 5/8	18	28 3/16	55	14	VST1842WEAL	\$409		
	41 5/8	18	28 3/16	55	14	VSV1842WEAL		\$796	\$876
	35 5/8	18	28 3/16	51	12	VST1836WEAR	\$396		
	35 5/8	18	28 3/16	51	12	VSV1836WEAR		\$781	\$859
	35 5/8	18	28 3/16	51	12	VST1836WEAL	\$396		
	35 5/8	18	28 3/16	51	12	VSV1836WEAL		\$781	\$859
	29 5/8	18	28 3/16	46	10	VST1830WEAR	\$385		
	29 5/8	18	28 3/16	46	10	VSV1830WEAR		\$766	\$843
	29 5/8	18	28 3/16	46	10	VST1830WEAL	\$385		
	29 5/8	18	28 3/16	46	10	VSV1830WEAL		\$766	\$843
	23 5/8	18	28 3/16	42	9	VST1824WEAR	\$372		
	23 5/8	18	28 3/16	42	9	VSV1824WEAR		\$749	\$826
	23 5/8	18	28 3/16	42	9	VST1824WEAL	\$372		
	23 5/8	18	28 3/16	42	9	VSV1824WEAL		\$749	\$826
19 5/8	18	28 3/16	38	7	VST1820WEAR	\$366			
19 5/8	18	28 3/16	38	7	VSV1820WEAR		\$736	\$809	
19 5/8	18	28 3/16	38	7	VST1820WEAL	\$366			
19 5/8	18	28 3/16	38	7	VSV1820WEAL		\$736	\$809	

- chassis grommet available, specify and add \$47 list

Description	D	W	H	CTN WT	CU FT	① Model	Laminate	Flat Cut Veneer	Double Cut Veneer
 <p>right shown</p>	47 5/8	15 5/8	28	58	16	VST1648WEAR	\$382		
	47 5/8	15 5/8	28	58	16	VSV1648WEAR		\$741	\$815
	47 5/8	15 5/8	28	58	16	VST1648WEAL	\$382		
	47 5/8	15 5/8	28	58	16	VSV1648WEAL		\$741	\$815
	41 5/8	15 5/8	28	54	14	VST1642WEAR	\$369		
	41 5/8	15 5/8	28	54	14	VSV1642WEAR		\$724	\$797
	41 5/8	15 5/8	28	54	14	VST1642WEAL	\$369		
	41 5/8	15 5/8	28	54	14	VSV1642WEAL		\$724	\$797
	35 5/8	15 5/8	28	50	12	VST1636WEAR	\$356		
	35 5/8	15 5/8	28	50	12	VSV1636WEAR		\$709	\$781
	35 5/8	15 5/8	28	50	12	VST1636WEAL	\$356		
	35 5/8	15 5/8	28	50	12	VSV1636WEAL		\$709	\$781
	29 5/8	15 5/8	28	45	10	VST1630WEAR	\$345		
	29 5/8	15 5/8	28	45	10	VSV1630WEAR		\$695	\$765
	29 5/8	15 5/8	28	45	10	VST1630WEAL	\$345		
	29 5/8	15 5/8	28	45	10	VSV1630WEAL		\$695	\$765
	23 5/8	15 5/8	28	41	9	VST1624WEAR	\$332		
	23 5/8	15 5/8	28	41	9	VSV1624WEAR		\$678	\$746
	23 5/8	15 5/8	28	41	9	VST1624WEAL	\$332		
	23 5/8	15 5/8	28	41	9	VSV1624WEAL		\$678	\$746
19 5/8	15 5/8	28	37	7	VST1620WEAR	\$325			
19 5/8	15 5/8	28	37	7	VSV1620WEAR		\$664	\$731	
19 5/8	15 5/8	28	37	7	VST1620WEAL	\$325			
19 5/8	15 5/8	28	37	7	VSV1620WEAL		\$664	\$731	

- chassis grommet available, specify and add \$47 list

To Order, Specify:

① Model Number

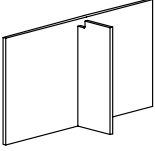
Laminate - VST

Veneer - VSV

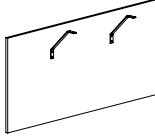
- ② Worksurface Material (see page VI3)
 - a.) TFL
 - b.) HPL
- ③ Laminate Color (see page VI3)
 - a.) Worksurface Color
 - b.) Chassis Color
 - c.) Drawer Color

- ② Wood Species - Cherry (CH1), Maple (MA1)
Walnut (WA1), Black Oak (BO1) or
Double Cut (DC1) (see page VI1)
- ③ Finish Color (see page VI1)

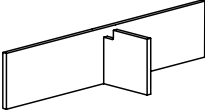
- ④ Edge Profile (see page VI4)
- ⑤ Pull Style and Color (see page VI4)
- ⑥ Optional Grommet Location & Color -
Matte Black (MBK) or Arctic Silver (ASL)
(see page VI6)
- ⑦ Other Product Options (see page VI110)
- ⑧ Accessories (see page VS314)
- ⑨ Power and Data Options (see page VS324)

Description	D	W	H	CTN WT	CU FT	① Model	Laminate	Flat Cut Veneer	Double Cut Veneer
Full Height "T" Supports 	9 3/4	59 5/8	28 3/16	48	13	VST1060TSP	\$373		
	9 3/4	59 5/8	28 3/16	48	13	VSV1060TSP		\$713	\$784
	9 3/4	47 5/8	28 3/16	42	11	VST1048TSP	\$299		
	9 3/4	47 5/8	28 3/16	42	11	VSV1048TSP		\$599	\$659
	9 3/4	41 5/8	28 3/16	38	9	VST1042TSP	\$288		
	9 3/4	41 5/8	28 3/16	38	9	VSV1042TSP		\$584	\$643
	9 3/4	35 5/8	28 3/16	32	8	VST1036TSP	\$278		
	9 3/4	35 5/8	28 3/16	32	8	VSV1036TSP		\$571	\$627
	9 3/4	29 5/8	28 3/16	28	7	VST1030TSP	\$265		
	9 3/4	29 5/8	28 3/16	28	7	VSV1030TSP		\$554	\$611
	9 3/4	23 5/8	28 3/16	24	6	VST1024TSP	\$256		
	9 3/4	23 5/8	28 3/16	24	6	VSV1024TSP		\$539	\$593
	9 3/4	19 5/8	28 3/16	21	5	VST1020TSP	\$248		
9 3/4	19 5/8	28 3/16	21	5	VSV1020TSP		\$530	\$583	

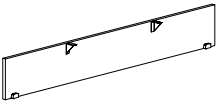
- use with peninsula or modular tops
- chassis grommet available, specify and add \$47 list

Full Height End Support with Metal Braces 	9 3/4	59 5/8	28 3/16	46	8	VST1060ASP	\$373		
	9 3/4	59 5/8	28 3/16	46	8	VSV1060ASP		\$713	\$784
	9 3/4	47 5/8	28 3/16	40	7	VST1048ASP	\$299		
	9 3/4	47 5/8	28 3/16	40	7	VSV1048ASP		\$599	\$659
	9 3/4	41 5/8	28 3/16	37	6	VST1042ASP	\$288		
	9 3/4	41 5/8	28 3/16	37	6	VSV1042ASP		\$584	\$643
	9 3/4	35 5/8	28 3/16	30	5	VST1036ASP	\$278		
	9 3/4	35 5/8	28 3/16	30	5	VSV1036ASP		\$571	\$627
	9 3/4	29 5/8	28 3/16	26	5	VST1030ASP	\$265		
	9 3/4	29 5/8	28 3/16	26	5	VSV1030ASP		\$554	\$611
	9 3/4	23 5/8	28 3/16	22	4	VST1024ASP	\$256		
	9 3/4	23 5/8	28 3/16	22	4	VSV1024ASP		\$539	\$593
	9 3/4	19 5/8	28 3/16	19	3	VST1020ASP	\$248		
9 3/4	19 5/8	28 3/16	19	3	VSV1020ASP		\$530	\$583	

- use with peninsula or modular tops
- chassis grommet available, specify and add \$47 list

Description	D	W	H	CTN WT	CU FT	① Model	Laminate	Flat Cut Veneer	Double Cut Veneer
 Bench Height "T" Supports	9 3/4	59 5/8	8 1/2	21	6	VSTB1060TSP	\$256		
	9 3/4	59 5/8	8 1/2	21	6	VSVB1060TSP		\$536	\$590
	9 3/4	47 5/8	8 1/2	18	4	VSTB1048TSP	\$245		
	9 3/4	47 5/8	8 1/2	18	4	VSVB1048TSP		\$523	\$576
	9 3/4	41 5/8	8 1/2	16	4	VSTB1042TSP	\$240		
	9 3/4	41 5/8	8 1/2	16	4	VSVB1042TSP		\$517	\$569
	9 3/4	35 5/8	8 1/2	15	3	VSTB1036TSP	\$234		
	9 3/4	35 5/8	8 1/2	15	3	VSVB1036TSP		\$513	\$564
	9 3/4	29 5/8	8 1/2	14	3	VSTB1030TSP	\$228		
	9 3/4	29 5/8	8 1/2	14	3	VSVB1030TSP		\$506	\$556
	9 3/4	23 5/8	8 1/2	12	2	VSTB1024TSP	\$224		
	9 3/4	23 5/8	8 1/2	12	2	VSVB1024TSP		\$501	\$552
	9 3/4	19 5/8	8 1/2	11	2	VSTB1020TSP	\$222		
	9 3/4	19 5/8	8 1/2	11	2	VSVB1020TSP		\$498	\$549

- use with modular tops or bench height configurations
- chassis grommet available, specify and add \$47 list

 Bench Height Support with Metal Braces	9 3/4	59 5/8	8 1/2	19	3	VSTB1060ASP	\$306		
	9 3/4	59 5/8	8 1/2	19	3	VSVB1060ASP		\$579	\$638
	9 3/4	47 5/8	8 1/2	16	2	VSTB1048ASP	\$245		
	9 3/4	47 5/8	8 1/2	16	2	VSVB1048ASP		\$523	\$576
	9 3/4	41 5/8	8 1/2	14	2	VSTB1042ASP	\$240		
	9 3/4	41 5/8	8 1/2	14	2	VSVB1042ASP		\$517	\$569
	9 3/4	35 5/8	8 1/2	13	2	VSTB1036ASP	\$234		
	9 3/4	35 5/8	8 1/2	13	2	VSVB1036ASP		\$513	\$564
	9 3/4	29 5/8	8 1/2	12	2	VSTB1030ASP	\$228		
	9 3/4	29 5/8	8 1/2	12	2	VSVB1030ASP		\$506	\$556
	9 3/4	23 5/8	8 1/2	10	1	VSTB1024ASP	\$224		
	9 3/4	23 5/8	8 1/2	10	1	VSVB1024ASP		\$501	\$552
	9 3/4	19 5/8	8 1/2	9	1	VSTB1020ASP	\$222		
	9 3/4	19 5/8	8 1/2	9	1	VSVB1020ASP		\$498	\$549

- use with modular tops or bench height configurations
- chassis grommet available, specify and add \$47 list

To Order, Specify:

① Model Number

Laminate - VST

Veneer - VSV

② Worksurface Material (see page VI3)

- a.) TFL
- b.) HPL

③ Laminate Color (see page VI3)

- a.) Worksurface Color
- b.) Chassis Color
- c.) Drawer Color

② Wood Species - Cherry (CH1), Maple (MA1)

- Walnut (WA1), Black Oak (BO1) or Double Cut (DC1) (see page VI1)

③ Finish Color (see page VI1)

④ Edge Profile (see page VI4)

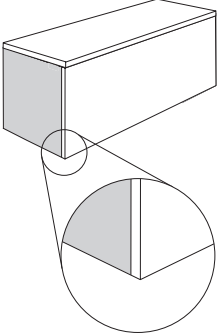
⑤ Pull Style and Color (see page VI4)

⑥ Optional Grommet Location & Color - Matte Black (MBK) or Arctic Silver (ASL) (see page VI6)

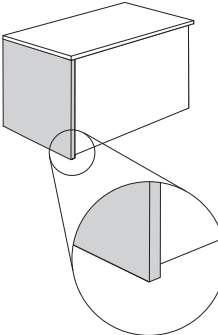
⑦ Other Product Options (see page VI110)

⑧ Accessories (see page VS314)

⑨ Power and Data Options (see page VS324)

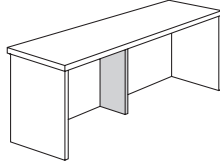
Description	D	W	H	CTN WT	CU FT	① Model	Laminate	Flat Cut Veneer	Double Cut Veneer
Modular End Panel for Shell Desks and Credenzas 	¾	46 ⅞	28 ⅞	31	4	VST47EP	\$236		
	¾	46 ⅞	28 ⅞	31	4	VSV47EP		\$469	\$516
	¾	40 ⅞	28 ⅞	27	4	VST41EP	\$225		
	¾	40 ⅞	28 ⅞	27	4	VSV41EP		\$455	\$501
	¾	34 ⅞	28 ⅞	23	3	VST35EP	\$212		
	¾	34 ⅞	28 ⅞	23	3	VSV35EP		\$438	\$481
	¾	28 ⅞	28 ⅞	18	3	VST29EP	\$199		
	¾	28 ⅞	28 ⅞	18	3	VSV29EP		\$423	\$466
	¾	22 ⅞	28 ⅞	14	2	VST23EP	\$188		
	¾	22 ⅞	28 ⅞	14	2	VSV23EP		\$407	\$448
	¾	18 ⅞	28 ⅞	13	2	VST19EP	\$180		
	¾	18 ⅞	28 ⅞	13	2	VSV19EP		\$396	\$436

- use to create desk or credenza using modular top and modesty panel
- see pages VS146-VS153 for modesty panels and pages VI25-VI27 for selection guide
- chassis grommet available, specify and add \$47 list
- metal attachment brackets field installed to allow for use as right or left

Modular End Panel for Return Shell 	¾	47 ⅞	28 ⅞	31	4	VST48EP	\$236		
	¾	47 ⅞	28 ⅞	31	4	VSV48EP		\$469	\$516
	¾	41 ⅞	28 ⅞	27	4	VST42EP	\$225		
	¾	41 ⅞	28 ⅞	27	4	VSV42EP		\$455	\$501
	¾	35 ⅞	28 ⅞	23	3	VST36EP	\$212		
	¾	35 ⅞	28 ⅞	23	3	VSV36EP		\$438	\$481
	¾	29 ⅞	28 ⅞	19	3	VST30EP	\$199		
	¾	29 ⅞	28 ⅞	19	3	VSV30EP		\$423	\$466
	¾	23 ⅞	28 ⅞	15	2	VST24EP	\$188		
	¾	23 ⅞	28 ⅞	15	2	VSV24EP		\$407	\$448
	¾	19 ⅞	28 ⅞	13	2	VST20EP	\$180		
	¾	19 ⅞	28 ⅞	13	2	VSV20EP		\$396	\$436

- use to create return shell using modular top and modesty panel
- see pages VS146-VS153 for modesty panels and pages VI25-VI27 for selection guide
- chassis grommet available, specify and add \$47 list
- metal attachment brackets field installed to allow for use as right or left

Description	D	W	H	CTN WT	CU FT	① Model	Laminate	Flat Cut Veneer	Double Cut Veneer
Modular Center Support Panel	¾	12	28 ⅝	8	1	VST12SP	\$165		
	¾	12	28 ⅝	8	1	VSV12SP		\$379	\$416



- for use with modular configurations with an unsupported span greater than 48”
- NOT FOR USE ON THE END OF THE UNIT. Used as additional support for center of top
- MUST be used in conjunction with a modesty panel
- see pages VS146-VS153 for modesty panels and pages VI25-VI27 for selection guide
- chassis grommet available, specify and add \$47 list
- metal attachment brackets field installed

Description	D	W	H	CTN WT	CU FT	① Model	List Price
Metal Support Rail for Modular Work Surface	2	67	¾	5	1	GP0267SB	\$109
	2	61	¾	5	1	GP0261SB	\$97
	2	55	¾	4	1	GP0255SB	\$91
	2	49	¾	4	1	GP0249SB	\$82
	2	43	¾	3	1	GP0243SB	\$78



- required when worksurfaces unsupported span is greater than 48”
- black metal
- includes screws for attachment to worksurfaces 1" thick and greater

To Order, Specify:

① Model Number

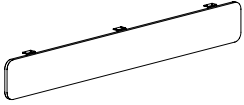
Laminate - VST

Veneer - VSV

- ② Worksurface Material (see page VI3)
 - a.) TFL
 - b.) HPL
- ③ Laminate Color (see page VI3)
 - a.) Worksurface Color
 - b.) Chassis Color
 - c.) Drawer Color

- ② Wood Species - Cherry (CH1), Maple (MA1) Walnut (WA1), Black Oak (BO1) or Double Cut (DC1) (see page VI1)
- ③ Finish Color (see page VI1)

- ④ Edge Profile (see page VI4)
- ⑤ Pull Style and Color (see page VI4)
- ⑥ Optional Grommet Location & Color - Matte Black (MBK) or Arctic Silver (ASL) (see page VI6)
- ⑦ Other Product Options (see page VI110)
- ⑧ Accessories (see page VS314)
- ⑨ Power and Data Options (see page VS324)

Description	D	W	H	CTN WT	CU FT	① Model	Laminate	Flat Cut Veneer	Double Cut Veneer
Rounded Corner Hanging Modesty Panel 	¾	77 ½	10	19	3	VST7810HMMPR	\$334		
	¾	77 ½	10	19	3	VSV7810HMMPR		\$730	\$804
	¾	71 ½	10	18	3	VST7210HMMPR	\$326		
	¾	71 ½	10	18	3	VSV7210HMMPR		\$721	\$793
	¾	65 ½	10	17	2	VST6610HMMPR	\$320		
	¾	65 ½	10	17	2	VSV6610HMMPR		\$716	\$787
	¾	59 ½	10	15	2	VST6010HMMPR	\$311		
	¾	59 ½	10	15	2	VSV6010HMMPR		\$708	\$780
	¾	53 ½	10	14	2	VST5410HMMPR	\$304		
	¾	53 ½	10	14	2	VSV5410HMMPR		\$699	\$769
	¾	47 ½	10	12	2	VST4810HMMPR	\$286		
	¾	47 ½	10	12	2	VSV4810HMMPR		\$685	\$755
	¾	41 ½	10	11	2	VST4210HMMPR	\$282		
	¾	41 ½	10	11	2	VSV4210HMMPR		\$675	\$743
	¾	35 ½	10	10	2	VST3610HMMPR	\$276		
	¾	35 ½	10	10	2	VSV3610HMMPR		\$669	\$737
¾	29 ½	10	8	1	VST3010HMMPR	\$271			
¾	29 ½	10	8	1	VSV3010HMMPR		\$662	\$729	

- use with table desk, peninsula desk or run-off desk
- laminates up to 60" w runs vertical grain; wider than 60" will run horizontal grain
- veneer runs vertical grain
- mounting bracket is always Black

Description	D	W	H	CTN WT	CU FT	① Model	Laminate	Flat Cut Veneer	Double Cut Veneer
Square Corner Hanging Modesty Panel 	¾	77 ⅝	10	19	3	VST7810HMPS	\$245		
	¾	77 ⅝	10	19	3	VSV7810HMPS		\$651	\$717
	¾	71 ⅝	10	18	3	VST7210HMPS	\$238		
	¾	71 ⅝	10	18	3	VSV7210HMPS		\$643	\$708
	¾	65 ⅝	10	17	2	VST6610HMPS	\$234		
	¾	65 ⅝	10	17	2	VSV6610HMPS		\$636	\$699
	¾	59 ⅝	10	15	2	VST6010HMPS	\$228		
	¾	59 ⅝	10	15	2	VSV6010HMPS		\$627	\$690
	¾	53 ⅝	10	14	2	VST5410HMPS	\$224		
	¾	53 ⅝	10	14	2	VSV5410HMPS		\$621	\$684
	¾	47 ⅝	10	12	2	VST4810HMPS	\$207		
	¾	47 ⅝	10	12	2	VSV4810HMPS		\$607	\$668
	¾	41 ⅝	10	11	2	VST4210HMPS	\$202		
	¾	41 ⅝	10	11	2	VSV4210HMPS		\$597	\$658
	¾	35 ⅝	10	10	2	VST3610HMPS	\$198		
	¾	35 ⅝	10	10	2	VSV3610HMPS		\$591	\$650
¾	29 ⅝	10	8	1	VST3010HMPS	\$191			
¾	29 ⅝	10	8	1	VSV3010HMPS		\$584	\$643	

- use with table desk, peninsula desk or run-off desk
- laminates up to 60" w runs vertical grain; wider than 60" will run horizontal grain
- veneer runs vertical grain
- mounting bracket is always Black

To Order, Specify:

① Model Number

Laminate - VST

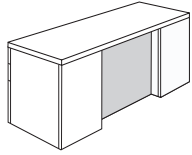
Veneer - VSV

- ② Worksurface Material (see page VI3)
 - a.) TFL
 - b.) HPL
- ③ Laminate Color (see page VI3)
 - a.) Worksurface Color
 - b.) Chassis Color
 - c.) Drawer Color

- ② Wood Species - Cherry (CH1), Maple (MA1) Walnut (WA1), Black Oak (BO1) or Double Cut (DC1) (see page VI1)
- ③ Finish Color (see page VI1)

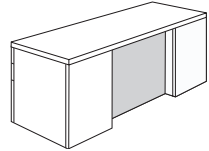
- ④ Edge Profile (see page VI4)
- ⑤ Pull Style and Color (see page VI4)
- ⑥ Optional Grommet Location & Color - Matte Black (MBK) or Arctic Silver (ASL) (see page VI6)
- ⑦ Other Product Options (see page VI110)
- ⑧ Accessories (see page VS314)
- ⑨ Power and Data Options (see page VS324)

Description	D	W	H	CTN WT	CU FT	① Model	Laminate	Flat Cut Veneer	Double Cut Veneer
Modular Break Front Desk and Credenza Modesty Panel - 15 5/8" Pedestal	3/4	58 3/8	28	35	4	VST5928MDDE	\$313		
	3/4	58 3/8	28	35	4	VSV5928MDDE		\$552	\$607
	3/4	52 3/8	28	31	4	VST5328MDDE	\$295		
	3/4	52 3/8	28	31	4	VSV5328MDDE		\$536	\$590
	3/4	46 3/8	28	28	4	VST4728MDDE	\$277		
	3/4	46 3/8	28	28	4	VSV4728MDDE		\$516	\$568
	3/4	40 3/8	28	24	4	VST4128MDDE	\$260		
	3/4	40 3/8	28	24	4	VSV4128MDDE		\$498	\$549
	3/4	34 3/8	28	21	3	VST3528MDDE	\$236		
	3/4	34 3/8	28	21	3	VSV3528MDDE		\$483	\$531
	3/4	28 3/8	28	17	2	VST2928MDDE	\$211		
	3/4	28 3/8	28	17	2	VSV2928MDDE		\$468	\$515



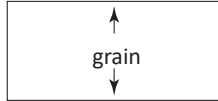
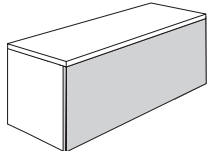
- use with combination or 15 5/8" w pedestals and/or wing end assemblies
 - chassis grommet available, specify and add \$47 list
 - see specification guide on pages VI25-VI27 to determine proper size and model for your application
- Note: If desired application is not listed contact customer service for a quote.

Modular Break Front Desk and Credenza Modesty Panel - 18" Pedestal	3/4	53 3/8	28	39	4	VST5428MDDE	\$250		
	3/4	53 3/8	28	39	4	VSV5428MDDE		\$566	\$623
	3/4	47 3/8	28	35	4	VST4828MDDE	\$236		
	3/4	47 3/8	28	35	4	VSV4828MDDE		\$550	\$604
	3/4	41 3/8	28	31	3	VST4228MDDE	\$222		
	3/4	41 3/8	28	31	3	VSV4228MDDE		\$530	\$583
	3/4	35 3/8	28	27	3	VST3628MDDE	\$208		
	3/4	35 3/8	28	27	3	VSV3628MDDE		\$512	\$563
	3/4	29 3/8	28	23	3	VST3028MDDE	\$188		
	3/4	29 3/8	28	23	3	VSV3028MDDE		\$496	\$548
	3/4	23 3/8	28	19	2	VST2428MDDE	\$175		
	3/4	23 3/8	28	19	2	VSV2428MDDE		\$481	\$530



- use with combination or 18" w pedestals and/or wing end assemblies
 - chassis grommet available, specify and add \$47 list
 - see specification guide on pages VI25-VI27 to determine proper size and model for your application
- Note: If desired application is not listed contact customer service for a quote.

Description	D	W	H	CTN WT	CU FT	① Model	Laminate	Flat Cut Veneer	Double Cut Veneer
Modular Desk and Credenza Overlay Back Panels - Vertical Grain	¾	107 ⅞	28	76	8	VSV10828MBK		\$695	\$765
	¾	101 ⅞	28	72	7	VSV10228MBK		\$675	\$743
	¾	95 ⅞	28	68	7	VSV9628MBK		\$656	\$721
	¾	89 ⅞	28	64	6	VSV9028MBK		\$635	\$699
	¾	83 ⅞	28	60	6	VSV8428MBK		\$632	\$695
	¾	77 ⅞	28	55	6	VSV7828MBK		\$614	\$676
	¾	71 ⅞	28	51	5	VSV7228MBK		\$599	\$659
	¾	65 ⅞	28	47	5	VSV6628MBK		\$581	\$640
	¾	59 ⅞	28	35	4	VST6028MBK	\$320		
	¾	59 ⅞	28	35	4	VSV6028MBK		\$539	\$593
	¾	53 ⅞	28	32	4	VST5428MBK	\$300		
	¾	53 ⅞	28	32	4	VSV5428MBK		\$522	\$575
	¾	47 ⅞	28	28	4	VST4828MBK	\$283		
	¾	47 ⅞	28	28	4	VSV4828MBK		\$504	\$554
	¾	41 ⅞	28	25	3	VST4228MBK	\$268		
	¾	41 ⅞	28	25	3	VSV4228MBK		\$487	\$536
	¾	35 ⅞	28	21	3	VST3628MBK	\$253		
	¾	35 ⅞	28	21	3	VSV3628MBK		\$469	\$516
	¾	29 ⅞	28	18	2	VST3028MBK	\$228		
¾	29 ⅞	28	18	2	VSV3028MBK		\$454	\$500	



- use with modular pedestals and/or modular end panel for shell desk and credenza
 - panel overlays the back of pedestals or end panel
 - finished on both sides so can be used for open kneespace or shell applications
 - chassis grommet available, specify and add \$47 list
 - see specification guide on pages VI25-VI27 to determine proper size and model for your application
- Note: If desired application is not listed contact customer service for a quote.

To Order, Specify:

① Model Number

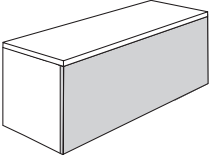

Laminate - VST

Veneer - VSV

- ② Worksurface Material (see page VI3)
 - a.) TFL
 - b.) HPL
- ③ Laminate Color (see page VI3)
 - a.) Worksurface Color
 - b.) Chassis Color
 - c.) Drawer Color

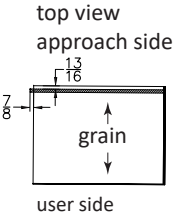
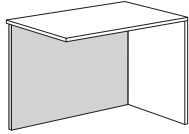
- ② Wood Species - Cherry (CH1), Maple (MA1) Walnut (WA1), Black Oak (BO1) or Double Cut (DC1) (see page VI1)
- ③ Finish Color (see page VI1)

- ④ Edge Profile (see page VI4)
- ⑤ Pull Style and Color (see page VI4)
- ⑥ Optional Grommet Location & Color - Matte Black (MBK) or Arctic Silver (ASL) (see page VI6)
- ⑦ Other Product Options (see page VI110)
- ⑧ Accessories (see page VS314)
- ⑨ Power and Data Options (see page VS324)

Description	D	W	H	CTN WT	CU FT	① Model	List Price
Modular Desk and Credenza Overlay Back Panel - Horizontal Grain  	¾	107 ⅞	28	76	8	VST28108MBK	\$350
	¾	101 ⅞	28	72	7	VST28102MBK	\$339
	¾	95 ⅞	28	68	7	VST2896MBK	\$326
	¾	89 ⅞	28	64	6	VST2890MBK	\$312
	¾	83 ⅞	28	60	6	VST2884MBK	\$302
	¾	77 ⅞	28	55	6	VST2878MBK	\$290
	¾	74 ⅞	28	51	5	VST2872MBK	\$278
	¾	65 ⅞	28	47	5	VST2866MBK	\$266
	¾	59 ⅞	28	43	5	VST2860MBK	\$256
	¾	53 ⅞	28	39	4	VST2854MBK	\$240
	¾	47 ⅞	28	35	4	VST2848MBK	\$226
	¾	41 ⅞	28	31	3	VST2842MBK	\$214
	¾	35 ⅞	28	27	3	VST2836MBK	\$202
	¾	29 ⅞	28	23	3	VST2830MBK	\$191

- use with modular pedestals and/or modular end panel for shell desk and credenza
 - panel overlays the back of pedestals or end panel
 - horizontal grain direction due to panel size limitations
 - finished on both sides so can be used for open kneespace or shell applications
 - chassis grommet available, specify and add \$47 list
 - see specification guide on pages VI25-VI27 to determine proper size and model for your application
- Note: If desired application is not listed contact customer service for a quote.

Description	D	W	H	CTN WT	CU FT	① Model	Laminate	Flat Cut Veneer	Double Cut Veneer
Modular Shell Return	¾	84 ¼	28	60	6	VSV8528MDRS		\$589	\$648
Modesty Panel - Vertical Grain	¾	78 ¼	28	60	6	VSV7928MDRS		\$575	\$633
	¾	72 ¼	28	56	6	VSV7328MDRS		\$561	\$617
	¾	66 ¼	28	56	6	VSV6728MDRS		\$548	\$602
	¾	60 ¼	28	52	5	VSV6128MDRS		\$531	\$585
	¾	54 ¼	28	32	4	VST5528MDRS	\$306		
	¾	54 ¾	28	32	4	VSV5528MDRS		\$517	\$569
	¾	48 ¼	28	28	4	VST4928MDRS	\$292		
	¾	48 ¼	28	28	4	VSV4928MDRS		\$501	\$552
	¾	42 ¼	28	25	3	VST4328MDRS	\$276		
	¾	42 ¼	28	25	3	VSV4328MDRS		\$487	\$536
	¾	36 ¼	28	21	3	VST3728MDRS	\$262		
	¾	36 ¼	28	21	3	VSV3728MDRS		\$472	\$519



- use with modular end panels for return shell, see page VS142
- chassis grommet available, specify and add \$47 list
- vertical grain direction
- modesty panel extends 7/8" beyond the end of the top to attach to the inside of the wind end of adjacent desk
- modesty panel is inset 13/16" from the approach side of return
- can be used for left or right unit
- panel includes screw holes on end for hookup of connecting unit wing end panel
- see specification guide on pages VI25-VI27 to determine proper size and model for your application

To Order, Specify:

① Model Number

Laminate - VST

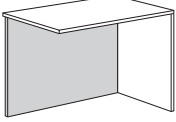
Veneer - VSV

- ② Worksurface Material (see page VI3)
 - a.) TFL
 - b.) HPL
- ③ Laminate Color (see page VI3)
 - a.) Worksurface Color
 - b.) Chassis Color
 - c.) Drawer Color

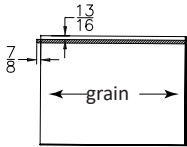
- ② Wood Species - Cherry (CH1), Maple (MA1) Walnut (WA1), Black Oak (BO1) or Double Cut (DC1) (see page VI1)
- ③ Finish Color (see page VI1)

- ④ Edge Profile (see page VI4)
- ⑤ Pull Style and Color (see page VI4)
- ⑥ Optional Grommet Location & Color - Matte Black (MBK) or Arctic Silver (ASL) (see page VI6)
- ⑦ Other Product Options (see page VI110)
- ⑧ Accessories (see page VS314)
- ⑨ Power and Data Options (see page VS324)

Description	D	W	H	CTN WT	CU FT	① Model	List Price
Modular Shell Return	¾	84 ¼	28	52	5	VST2885MDRS	\$306
Modesty Panel -	¾	78 ¼	28	47	5	VST2879MDRS	\$295
Horizontal Grain	¾	72 ¼	28	47	5	VST2873MDRS	\$283
	¾	66 ¼	28	43	5	VST2867MDRS	\$266
	¾	60 ¼	28	43	5	VST2861MDRS	\$257

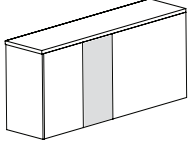


top view
approach side



user side

- use with modular end panels for return shell, see page VS142
- chassis grommet available, specify and add \$47 list
- horizontal grain direction due to panel size limitations
- modesty panel extends 7/8" beyond the end of the top to attach to the inside of the wind end of adjacent desk
- modesty panel is inset 1/16" from the approach side of return
- can be used for left or right unit
- panel includes screw holes on end for hookup of connecting unit wing end panel
- see specification guide on pages VI25-VI27 to determine proper size and model for your application

Description	D	W	H	CTN WT	CU FT	① Model	Laminate	Flat Cut Veneer	Double Cut Veneer
Modular Credenza Modesty Panels 	¾	56 ¾	28	34	5	VST5728MDCG	\$308		
	¾	56 ¾	28	34	5	VSV5728MDCG		\$561	\$617
	¾	50 ¾	28	30	4	VST5128MDCG	\$292		
	¾	50 ¾	28	30	4	VSV5128MDCG		\$531	\$585
	¾	44 ¾	28	26	4	VST4528MDCG	\$275		
	¾	44 ¾	28	26	4	VSV4528MDCG		\$512	\$563
	¾	38 ¾	28	23	4	VST3928MDCG	\$258		
	¾	38 ¾	28	23	4	VSV3928MDCG		\$493	\$542
	¾	32 ¾	28	19	3	VST3328MDCG	\$234		
	¾	32 ¾	28	19	3	VSV3328MDCG		\$478	\$527
	¾	26 ¾	28	16	2	VST2728MDCG	\$207		
	¾	26 ¾	28	16	2	VSV2728MDCG		\$464	\$511
	¾	20 ¾	28	12	2	VST2128MDCG	\$190		
	¾	20 ¾	28	12	2	VSV2128MDCG		\$448	\$493
	¾	14 ¾	28	9	2	VST1528MDCG	\$178		
¾	14 ¾	28	9	2	VSV1528MDCG		\$438	\$481	

- use with one lateral file width pedestal and one 15 ¾" wing end assembly
 - chassis grommet available, specify and add \$47 list
 - see specification guide on pages VI25-VI27 to determine proper size and model for your application
- Note: If desired application is not listed contact customer service for a quote.

To Order, Specify:

① Model Number

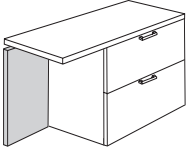
Laminate - VST

Veneer - VSV

- ② Worksurface Material (see page VI3)
 - a.) TFL
 - b.) HPL
- ③ Laminate Color (see page VI3)
 - a.) Worksurface Color
 - b.) Chassis Color
 - c.) Drawer Color

- ② Wood Species - Cherry (CH1), Maple (MA1) Walnut (WA1), Black Oak (BO1) or Double Cut (DC1) (see page VI1)
- ③ Finish Color (see page VI1)

- ④ Edge Profile (see page VI4)
- ⑤ Pull Style and Color (see page VI4)
- ⑥ Optional Grommet Location & Color - Matte Black (MBK) or Arctic Silver (ASL) (see page VI6)
- ⑦ Other Product Options (see page VI110)
- ⑧ Accessories (see page VS314)
- ⑨ Power and Data Options (see page VS324)

Description	D	W	H	CTN WT	CU FT	① Model	Laminate	Flat Cut Veneer	Double Cut Veneer
Modular Pedestal Return Modesty Panel 	¾	54 15/16	28	40	4	VST5528MDRB	\$242		
	¾	54 15/16	28	40	4	VSV5528MDRB		\$501	\$552
	¾	48 15/16	28	36	4	VST4928MDRB	\$230		
	¾	48 15/16	28	36	4	VSV4928MDRB		\$487	\$536
	¾	42 15/16	28	32	3	VST4328MDRB	\$220		
	¾	42 15/16	28	32	3	VSV4328MDRB		\$479	\$528
	¾	36 15/16	28	28	3	VST3728MDRB	\$202		
	¾	36 15/16	28	28	3	VSV3728MDRB		\$465	\$512
	¾	30 15/16	28	19	3	VST3128MDRB	\$228		
	¾	30 15/16	28	19	3	VSV3128MDRB		\$444	\$489
	¾	24 15/16	28	15	2	VST2528MDRB	\$214		
	¾	24 15/16	28	15	2	VSV2528MDRB		\$431	\$475
	¾	18 15/16	28	12	2	VST1828MDRB	\$200		
	¾	18 15/16	28	12	2	VSV1828MDRB		\$417	\$459
	¾	12 15/16	28	8	1	VST1328MDRB	\$186		
	¾	12 15/16	28	8	1	VSV1328MDRB		\$403	\$443
	¾	6 15/16	28	5	1	VST0728MDRB	\$174		
¾	6 15/16	28	5	1	VSV0728MDRB		\$389	\$428	

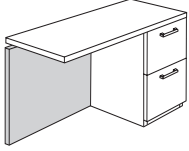
* If desired application is not listed, contact customer service for a quote.

- use with lateral file or multi-file modular pedestals
- can be used for left or right unit
- panel butts to side of pedestal (pedestal back panel purchased separately)
- panel includes screw holes on end for hookup of return unit to desk unit
- extends 7/8" inside of connecting unit wing end panell
- chassis grommet available, specify and add \$47 list
- see specification guide on pages VI25-VI27 to determine proper size and model for your application

Modular Pedestal Return Modesty Panel - 15 5/8"w Ped 	¾	57 3/16	28	41	4	VST5728MDRA	\$241		
	¾	57 3/16	28	41	4	VSV5728MDRA		\$506	\$556
	¾	51 3/16	28	37	4	VST5128MDRA	\$230		
	¾	51 3/16	28	37	4	VSV5128MDRA		\$492	\$541
	¾	45 3/16	28	27	4	VST4528MDRA	\$275		
	¾	45 3/16	28	27	4	VSV4528MDRA		\$478	\$527
	¾	39 3/16	28	23	3	VST3928MDRA	\$259		
	¾	39 3/16	28	23	3	VSV3928MDRA		\$465	\$512
	¾	33 3/16	28	20	3	VST3328MDRA	\$245		
	¾	33 3/16	28	20	3	VSV3328MDRA		\$450	\$494
	¾	27 3/16	28	16	2	VST2728MDRA	\$218		
	¾	27 3/16	28	16	2	VSV2728MDRA		\$435	\$479
	¾	21 3/16	28	13	2	VST2128MDRA	\$205		
	¾	21 3/16	28	13	2	VSV2128MDRA		\$422	\$465

* If desired application is not listed, contact customer service for a quote.

- use with 15 5/8"w modular pedestal or wing end assembly
- can be used for left or right unit
- panel butts to side of pedestal (pedestal back panel purchased separately)
- panel includes screw holes on end for hookup of return unit to desk unit
- extends 7/8" inside of connecting unit wing end panel
- chassis grommet available, specify and add \$47 list
- see specification guide on pages VI25-VI27 to determine proper size and model for your application

Description	D	W	H	CTN WT	CU FT	① Model	Laminate	Flat Cut Veneer	Double Cut Veneer
 <p>* If desired application is not listed, contact customer service for a quote.</p>	¾	54 13/16	28	40	4	VST5528MDRA	\$241		
	¾	54 13/16	28	40	4	VSV5528MDRA		\$506	\$556
	¾	48 13/16	28	36	4	VST4928MDRA	\$230		
	¾	48 13/16	28	36	4	VSV4928MDRA		\$492	\$541
	¾	42 13/16	28	32	3	VST4328MDRA	\$220		
	¾	42 13/16	28	32	3	VSV4328MDRA		\$478	\$527
	¾	36 13/16	28	28	3	VST3728MDRA	\$207		
	¾	36 13/16	28	28	3	VSV3728MDRA		\$465	\$512
	¾	30 13/16	28	23	3	VST3128MDRA	\$196		
	¾	30 13/16	28	23	3	VSV3128MDRA		\$450	\$494
	¾	24 13/16	28	19	2	VST2528MDRA	\$181		
	¾	24 13/16	28	19	2	VSV2528MDRA		\$435	\$479
	¾	18 13/16	28	15	2	VST1928MDRA	\$172		
	¾	18 13/16	28	15	2	VSV1928MDRA		\$422	\$465

- use with 18" w modular pedestal or wing end assembly
- can be used for left or right unit
- panel butts to side of pedestal (pedestal back panel purchased separately)
- panel includes screw holes on end for hookup of return unit to desk unit
- extends 7/8" inside of connecting unit back panel
- chassis grommet available, specify and add \$47 list
- see specification guide on pages VI25-VI27 to determine proper size and model for your application

To Order, Specify:

① Model Number

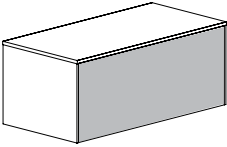
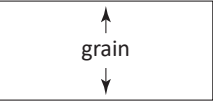
Laminate - VST

Veneer - VSV

- ② Worksurface Material (see page VI3)
 - a.) TFL
 - b.) HPL
- ③ Laminate Color (see page VI3)
 - a.) Worksurface Color
 - b.) Chassis Color
 - c.) Drawer Color

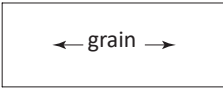
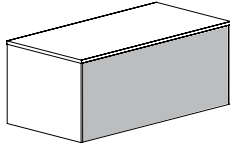
- ② Wood Species - Cherry (CH1), Maple (MA1) Walnut (WA1), Black Oak (BO1) or Double Cut (DC1) (see page VI1)
- ③ Finish Color (see page VI1)

- ④ Edge Profile (see page VI4)
- ⑤ Pull Style and Color (see page VI4)
- ⑥ Optional Grommet Location & Color - Matte Black (MBK) or Arctic Silver (ASL) (see page VI6)
- ⑦ Other Product Options (see page VI110)
- ⑧ Accessories (see page VS314)
- ⑨ Power and Data Options (see page VS324)

Description	D	W	H	CTN WT	CU FT	① Model	Laminate	Flat Cut Veneer	Double Cut Veneer
Modular Desk Shell Modesty Panel - Vertical Grain  	¾	106 ¾	28	75	8	VSV10828MODF		\$695	\$765
	¾	100 ¾	28	71	7	VSV10228MODF		\$675	\$743
	¾	94 ¾	28	67	7	VSV9628MODF		\$656	\$721
	¾	88 ¾	28	63	6	VSV9028MODF		\$635	\$699
	¾	82 ¾	28	59	6	VSV8428MODF		\$632	\$695
	¾	76 ¾	28	54	6	VSV7828MODF		\$614	\$676
	¾	70 ¾	28	50	5	VSV7228MODF		\$599	\$659
	¾	64 ¾	28	46	5	VSV6628MODF		\$581	\$640
	¾	58 ¾	28	42	4	VST6028MODF	\$256		
	¾	58 ¾	28	42	4	VSV6028MODF		\$553	\$609
	¾	52 ¾	28	38	4	VST5428MODF	\$240		
	¾	52 ¾	28	38	4	VSV5428MODF		\$536	\$590
	¾	46 ¾	28	34	4	VST4828MODF	\$226		
	¾	46 ¾	28	34	4	VSV4828MODF		\$517	\$569
	¾	40 ¾	28	30	3	VST4228MODF	\$214		
	¾	40 ¾	28	30	3	VSV4228MODF		\$500	\$551
	¾	34 ¾	28	26	3	VST3628MODF	\$202		
	¾	34 ¾	28	26	3	VSV3628MODF		\$483	\$531
	¾	28 ¾	28	22	2	VST3028MODF	\$191		
	¾	28 ¾	28	22	2	VSV3028MODF		\$468	\$515

- used to make a desk shell with inset modesty
- vertical grain direction

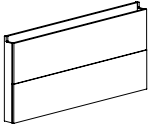
Description	D	W	H	CTN WT	CU FT	① Model	List Price
Laminate Modular Desk Shell Modesty Panel - Horizontal Grain	¾	106 ⅜	28	75	8	VST28108MODF	\$350
	¾	100 ⅜	28	71	7	VST28102MODF	\$339
	¾	94 ⅜	28	67	7	VST2896MODF	\$326
	¾	88 ⅜	28	63	6	VST2890MODF	\$312
	¾	82 ⅜	28	59	6	VST2884MODF	\$302
	¾	76 ⅜	28	54	6	VST2878MODF	\$290
	¾	70 ⅜	28	50	5	VST2872MODF	\$278
	¾	64 ⅜	28	46	5	VST2866MODF	\$266
	¾	58 ⅜	28	42	4	VST2860MODF	\$256
	¾	52 ⅜	28	38	4	VST2854MODF	\$240
	¾	46 ⅜	28	34	4	VST2848MODF	\$226
	¾	40 ⅜	28	30	3	VST2842MODF	\$214
	¾	34 ⅜	28	26	3	VST2836MODF	\$202
	¾	28 ⅜	28	22	2	VST2830MODF	\$191



- used to make desk shell with inset modesty
- horizontal grain direction due to panel size limitations

To Order, Specify:

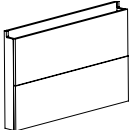
① Model Number	Laminate - VST	Veneer - VSV	
	② Worksurface Material (see page VI3) a.) TFL b.) HPL	② Wood Species - Cherry (CH1), Maple (MA1) Walnut (WA1), Black Oak (BO1) or Double Cut (DC1) (see page VI1)	④ Edge Profile (see page VI4)
	③ Laminate Color (see page VI3) a.) Worksurface Color b.) Chassis Color c.) Drawer Color	③ Finish Color (see page VI1)	⑤ Pull Style and Color (see page VI4)
			⑥ Optional Grommet Location & Color - Matte Black (MBK) or Arctic Silver (ASL) (see page VI6)
			⑦ Other Product Options (see page VI110)
			⑧ Accessories (see page VS314)
			⑨ Power and Data Options (see page VS324)

Description	D	W	H	CTN WT	CU FT	① Model	Laminate	Flat Cut Veneer	Double Cut Veneer
Wall Access Modesty Panel for Bridge 	4 ¼	61 ½	28	60	7	VST6028WABM	\$814		
	4 ¼	61 ½	28	60	7	VSV6028WABM		\$1,477	\$1,626
	4 ¼	55 ½	28	54	7	VST5428WABM	\$786		
	4 ¼	55 ½	28	54	7	VSV5428WABM		\$1,427	\$1,570
	4 ¼	49 ½	28	48	6	VST4828WABM	\$759		
	4 ¼	49 ½	28	48	6	VSV4828WABM		\$1,378	\$1,517
	4 ¼	43 ½	28	42	5	VST4228WABM	\$732		
	4 ¼	43 ½	28	42	5	VSV4228WABM		\$1,331	\$1,465
	4 ¼	37 ½	28	36	5	VST3628WABM	\$707		
	4 ¼	37 ½	28	36	5	VSV3628WABM		\$1,286	\$1,414

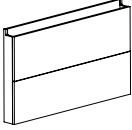
- use with desk and credenzas
- use as an alternative to bridge modesty
- top panel folds down to access wall outlets

Wall Access Modesty Panel for Return 	4 ¼	42 1/16	28	41	5	VST4328WARM	\$725		
	4 ¼	42 1/16	28	41	5	VSV4328WARM		\$1,341	\$1,475
	4 ¼	36 1/16	28	35	5	VST3728WARM	\$700		
	4 ¼	36 1/16	28	35	5	VSV3728WARM		\$1,294	\$1,425
	4 ¼	30 1/16	28	29	4	VST3128WARM	\$676		
	4 ¼	30 1/16	28	29	4	VSV3128WARM		\$1,256	\$1,383
	4 ¼	24 1/16	28	23	3	VST2528WARM	\$653		
	4 ¼	24 1/16	28	23	3	VSV2528WARM		\$1,213	\$1,335
	4 ¼	18 1/16	28	17	3	VST1928WARM	\$631		
4 ¼	18 1/16	28	17	3	VSV1928WARM		\$1,171	\$1,289	

- use for return with a 18" w pedestal
- use with peninsula workwall desk
- use as an alternative to bridge modesty
- top panel folds down to access wall outlets

Wall Access Modesty Panel for Return 	4 ¼	45 1/16	28	43	6	VST4628WARM	\$738		
	4 ¼	45 1/16	28	43	6	VSV4628WARM		\$1,350	\$1,486
	4 ¼	39 1/16	28	37	5	VST4028WARM	\$713		
	4 ¼	39 1/16	28	37	5	VSV4028WARM		\$1,304	\$1,435
	4 ¼	33 1/16	28	31	4	VST3428WARM	\$689		
	4 ¼	33 1/16	28	31	4	VSV3428WARM		\$1,266	\$1,392
	4 ¼	27 1/16	28	25	4	VST2828WARM	\$665		
	4 ¼	27 1/16	28	25	4	VSV2828WARM		\$1,222	\$1,346
	4 ¼	21 1/16	28	20	3	VST2228WARM	\$643		
4 ¼	21 1/16	28	20	3	VSV2228WARM		\$1,181	\$1,300	

- use for return with a 15 3/8" w pedestal
- use with peninsula workwall desk
- use as an alternative to bridge modesty
- top panel folds down to access wall outlets

Description	D	W	H	CTN WT	CU FT	① Model	Laminate	Flat Cut Veneer	Double Cut Veneer
Wall Access Modesty Panel for Credenza 	4 ¼	47 ⅞	28	46	6	VST4828WADM	\$736		
	4 ¼	47 ⅞	28	46	6	VSV4828WADM		\$1,356	\$1,493
	4 ¼	41 ⅞	28	40	5	VST4228WADM	\$716		
	4 ¼	41 ⅞	28	40	5	VSV4228WADM		\$1,311	\$1,441
	4 ¼	35 ⅞	28	34	5	VST3628WADM	\$695		
	4 ¼	35 ⅞	28	34	5	VSV3628WADM		\$1,266	\$1,392
	4 ¼	29 ⅞	28	28	4	VST3028WADM	\$676		
	4 ¼	29 ⅞	28	28	4	VSV3028WADM		\$1,222	\$1,346
	4 ¼	23 ⅞	28	22	3	VST2428WADM	\$656		
	4 ¼	23 ⅞	28	22	3	VSV2428WADM		\$1,190	\$1,310

- use for return with a 18" w pedestal
- use as an alternative to credenza modesty
- top panel folds down to access wall outlets

Wall Access Modesty Panel for Credenza 	4 ¼	52 ⅞	28	50	6	VST5328WADM	\$745		
	4 ¼	52 ⅞	28	50	6	VSV5328WADM		\$1,395	\$1,535
	4 ¼	46 ⅞	28	44	6	VST4728WADM	\$720		
	4 ¼	46 ⅞	28	44	6	VSV4728WADM		\$1,348	\$1,483
	4 ¼	40 ⅞	28	38	5	VST4128WADM	\$695		
	4 ¼	40 ⅞	28	38	5	VSV4128WADM		\$1,302	\$1,433
	4 ¼	34 ⅞	28	32	4	VST3528WADM	\$671		
	4 ¼	34 ⅞	28	32	4	VSV3528WADM		\$1,257	\$1,384
	4 ¼	28 ⅞	28	26	4	VST2928WADM	\$647		
	4 ¼	28 ⅞	28	26	4	VSV2928WADM		\$1,215	\$1,336

- use for return with a 15 ⅞" w pedestal
- use as an alternative to credenza modesty
- top panel folds down to access wall outlets

To Order, Specify:

① Model Number

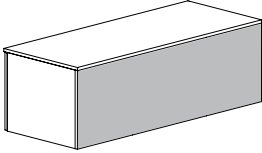
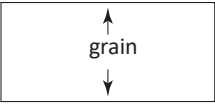
Laminate - VST

Veneer - VSV

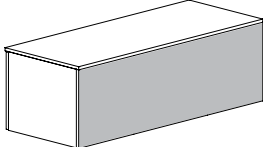
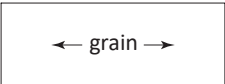
- ② Worksurface Material (see page VI3)
 - a.) TFL
 - b.) HPL
- ③ Laminate Color (see page VI3)
 - a.) Worksurface Color
 - b.) Chassis Color
 - c.) Drawer Color

- ② Wood Species - Cherry (CH1), Maple (MA1) Walnut (WA1), Black Oak (BO1) or Double Cut (DC1) (see page VI1)
- ③ Finish Color (see page VI1)

- ④ Edge Profile (see page VI4)
- ⑤ Pull Style and Color (see page VI4)
- ⑥ Optional Grommet Location & Color - Matte Black (MBK) or Arctic Silver (ASL) (see page VI6)
- ⑦ Other Product Options (see page VI110)
- ⑧ Accessories (see page VS314)
- ⑨ Power and Data Options (see page VS324)

Description	D	W	H	CTN WT	CU FT	① Model	Laminate	Flat Cut Veneer	Double Cut Veneer
Modular Back Panel for Bench Height - Vertical Grain  	¾	108	18 ¾	54	4	VSVB10819MBK		\$552	\$610
	¾	102	18 ¾	50	4	VSVB10219MBK		\$536	\$589
	¾	96	18 ¾	49	4	VSVB9619MBK		\$518	\$571
	¾	90	18 ¾	46	4	VSVB9019MBK		\$499	\$550
	¾	84	18 ¾	41	4	VSVB8419MBK		\$480	\$528
	¾	78	18 ¾	39	3	VSVB7819MBK		\$465	\$510
	¾	72	18 ¾	36	3	VSVB7219MBK		\$446	\$492
	¾	66	18 ¾	33	3	VSVB6619MBK		\$394	\$434
	¾	60	18 ¾	30	2	VSTB6019MBK	\$297		
	¾	60	18 ¾	30	2	VSVB6019MBK		\$375	\$414
	¾	54	18 ¾	27	2	VSTB5419MBK	\$301		
	¾	54	18 ¾	27	2	VSVB5419MBK		\$383	\$422
	¾	48	18 ¾	24	2	VSTB4819MBK	\$270		
	¾	48	18 ¾	24	2	VSVB4819MBK		\$344	\$379
	¾	36	18 ¾	18	2	VSTB3619MBK	\$223		
	¾	36	18 ¾	18	2	VSVB3619MBK		\$308	\$338
	¾	30	18 ¾	15	2	VSTB3019MBK	\$209		
	¾	30	18 ¾	15	2	VSVB3019MBK		\$292	\$322
	¾	18	18 ¾	9	1	VSTB1819MBK	\$184		
	¾	18	18 ¾	9	1	VSVB1819MBK		\$254	\$280

- use with bench height modular pedestals
- panel overlays the back of pedestal
- finished on both sides
- provides a finished back for modular pedestals
- vertical grain direction

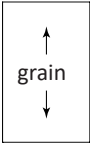
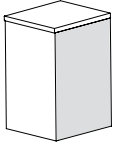
Description	D	W	H	CTN WT	CU FT	① Model	List Price
Laminate Modular Back Panel for Bench Height - Horizontal Grain  	¾	108	18 ¾	54	4	VSTB19108MBK	\$401
	¾	102	18 ¾	50	4	VSTB19102MBK	\$387
	¾	96	18 ¾	49	4	VSTB1996MBK	\$373
	¾	90	18 ¾	46	4	VSTB1990MBK	\$363
	¾	84	18 ¾	41	4	VSTB1984MBK	\$349
	¾	78	18 ¾	39	3	VSTB1978MBK	\$334
	¾	72	18 ¾	36	3	VSTB1972MBK	\$323
	¾	66	18 ¾	33	3	VSTB1966MBK	\$309
	¾	60	18 ¾	30	2	VSTB1960MBK	\$297
	¾	54	18 ¾	27	2	VSTB1954MBK	\$301
	¾	48	18 ¾	24	2	VSTB1948MBK	\$270
	¾	36	18 ¾	18	2	VSTB1936MBK	\$223
	¾	30	18 ¾	15	2	VSTB1930MBK	\$209
	¾	18	18 ¾	9	1	VSTB1918MBK	\$184

- use with bench height modular pedestals
- panel overlays the back of pedestal
- finished on both sides
- provides a finished back for modular pedestals
- horizontal grain direction

To Order, Specify:

① Model Number	Laminate - VST	Veneer - VSV	
	② Worksurface Material (see page VI3) a.) TFL b.) HPL	② Wood Species - Cherry (CH1), Maple (MA1) Walnut (WA1), Black Oak (BO1) or Double Cut (DC1) (see page VI1)	④ Edge Profile (see page VI4)
	③ Laminate Color (see page VI3) a.) Worksurface Color b.) Chassis Color c.) Drawer Color	③ Finish Color (see page VI1)	⑤ Pull Style and Color (see page VI4)
			⑥ Optional Grommet Location & Color - Matte Black (MBK) or Arctic Silver (ASL) (see page VI6)
			⑦ Other Product Options (see page VI110)
			⑧ Accessories (see page VS314)
			⑨ Power and Data Options (see page VS324)

Description	D	W	H	CTN WT	CU FT	① Model	Laminate	Flat Cut Veneer	Double Cut Veneer
Modular Full Height Back Panel for Modular Pedestal	¾	35 ⅞	28	21	3	VST3628MPBK	\$179		
	¾	35 ⅞	28	21	3	VSV3628MPBK		\$446	\$491
	¾	29 ⅞	28	18	2	VST3028MPBK	\$167		
	¾	29 ⅞	28	18	2	VSV3028MPBK		\$430	\$474
	¾	18	28	15	2	VST1828MPBK	\$151		
	¾	18	28	15	2	VSV1828MPBK		\$427	\$469
	¾	15 ⅞	28	9	2	VST1628MPBK	\$141		
	¾	15 ⅞	28	9	2	VSV1628MPBK		\$394	\$434



- use on back of modular pedestals
 - panel overlays the back of pedestals
 - see specification guide on pages VI25-VI27 to determine proper size and model for your application
- Note: If desired application is not listed contact customer service for a quote.

Modular Filler Back Panel	¾	4	28	4	1	VST0428MBK	\$137		
	¾	4	28	4	1	VSV0428MBK		\$382	\$421



- use on backside of modular pedestal to fill gap created when back panel not specified
- fills space between pedestal and wall at end of modular run
- vertical grain

Filler Back Panel for Bench Height	¾	4	18 ¾	3	1	VSTB0419MBK	\$56		
	¾	4	18 ¾	3	1	VSVB0419MBK		\$86	\$93



- use on backside of modular pedestal to fill gap created when back panel not specified
- fills space between pedestal and wall at end of modular run
- vertical grain

Description	D	W	H	CTN WT	CU FT	① Model	Laminate	Flat Cut Veneer	Double Cut Veneer
Peninsula Base Support - Executive Base	1 ½	12 ½	28 ⅝	21	2	VST1328PEXB	\$614		
	1 ½	12 ½	28 ⅝	21	2	VSV1328PEXB		\$1,007	\$1,086



- used with peninsula and run-off desk
- specify Matte Black (MBK), Arctic Silver (ASL), Pewter (PEW), Soft Nickel (SNK), Soft Bronze (SBZ), Aged Bronze (ABZ) or Gold (GLD) metal finish

To Order, Specify:

① Model Number

Laminate - VST

Veneer - VSV

- ② Worksurface Material (see page VI3)
 - a.) TFL
 - b.) HPL
- ③ Laminate Color (see page VI3)
 - a.) Worksurface Color
 - b.) Chassis Color
 - c.) Drawer Color

- ② Wood Species - Cherry (CH1), Maple (MA1) Walnut (WA1), Black Oak (BO1) or Double Cut (DC1) (see page VI1)
- ③ Finish Color (see page VI1)

- ④ Edge Profile (see page VI4)
- ⑤ Pull Style and Color (see page VI4)
- ⑥ Optional Grommet Location & Color - Matte Black (MBK) or Arctic Silver (ASL) (see page VI6)
- ⑦ Other Product Options (see page VI110)
- ⑧ Accessories (see page VS314)
- ⑨ Power and Data Options (see page VS324)

Description	D	W	H	CTN WT	CU FT	① Model	List Price
Taper Base	17 ½	33 ⅞	28 ⅝	12	12	VSV3428PAB	\$1,202
	17 ½	27 ⅞	28 ⅝	11	11	VSV2828PAB	\$1,194



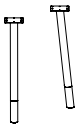
- used with peninsula and run-off desk
- specify wood finish no upcharge or paint with upcharge of \$43

Truss Base	1 ¾	29 ½	28 ⅝	7	4	VSV3028PXB	\$1,121
------------	-----	------	------	---	---	------------	---------



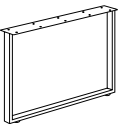
- used with peninsula and run-off desk 36" deep and 72" long or less
- specify wood finish
- total weight limit of items placed on peninsula is 150 lbs. maximum

Dowel Base (2 Leg Support)	2	2	28 ⅝	15	2	VSV0228MKL2	\$768
-------------------------------	---	---	------	----	---	-------------	-------



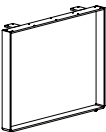
- used with peninsula and run-off desk
- legs are metal with wood feet
- specify wood finish no upcharge or paint with upcharge of \$43
- specify Matte Black (MBK), Arctic Silver (ASL), Pewter (PEW), Soft Nickel (SNK), Soft Bronze (SBZ), Aged Bronze (ABZ) or Gold (GLD) metal finish

Rectangular Base	2	35 ⅞	28 ⅝	18	4	VSB3628FSQ	\$642
	2	29 ⅞	28 ⅝	16	3	VSB3028FSQ	\$621
	2	23 ⅞	28 ⅝	14	3	VSB2428FSQ	\$586



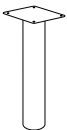
- used with peninsula and run-off desk
- VSB3628FSQ use with 36"d tops, VSB3028FSQ use with 30"d tops, VSB2428FSQ use with 24"d tops
- specify Matte Black (MBK), Arctic Silver (ASL), Pewter (PEW), Soft Nickel (SNK), Soft Bronze (SBZ), Aged Bronze (ABZ) or Gold (GLD) metal finish

Perimeter Base	2	35 ⅞	28 ⅝	58	4	VSB3628CPS	\$2,002
	2	29 ⅞	28 ⅝	53	3	VSB3028CPS	\$1,907



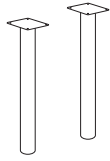
- used with peninsula and run-off desk
- VSB3628CPS use with 36"d tops, VSB3028CPS use with 30"d tops
- chrome metal finish

Column Base	4	4	28 ⅝	10	2	GP0428COL	\$437
-------------	---	---	------	----	---	-----------	-------



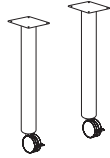
- used with peninsula and run-off desk
- 13 gauge steel
- specify Matte Black (MBK) or Arctic Silver (ASL) metal finish

Description	D	W	H	CTN WT	CU FT	① Model	List Price
Metal Legs	2	2	28	12	1	VSB28LEG2	\$358



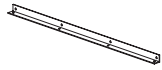
- set of two legs
- 2" diameter column
- 6" square mounting plate
- wood screws included for attachment to top
- specify Matte Black (MBK) or Arctic Silver (ASL)

Metal Legs with Casters	2	2	28	12	1	VSB28LEGC2	\$372
-------------------------	---	---	----	----	---	------------	-------



- set of two legs
- 2" diameter column
- 6" square mounting plate
- wood screws included for attachment to top
- specify Matte Black (MBK) or Arctic Silver (ASL)
- black nylon locking casters

L-Bracket	1	27	1	4	1	VSB-LBRKT-30	\$100
	1	21	1	4	1	VSB-LBRKT-24	\$94
	1	17	1	3	1	VSB-LBRKT-20	\$89



- attach to tall storage or wall
- silver finish
- VSB-LBRKT-30 typically used with 30"d tops
- VSB-LBRKT-24 typically used with 24"d tops
- VSB-LBRKT-20 typically used with 20"d tops

To Order, Specify:

① Model Number

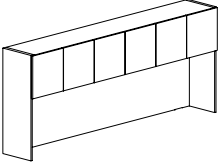
Laminate - VST

Veneer - VSV

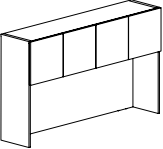
- ② Worksurface Material (see page VI3)
 - a.) TFL
 - b.) HPL
- ③ Laminate Color (see page VI3)
 - a.) Worksurface Color
 - b.) Chassis Color
 - c.) Drawer Color

- ② Wood Species - Cherry (CH1), Maple (MA1)
Walnut (WA1), Black Oak (BO1) or
Double Cut (DC1) (see page VI1)
- ③ Finish Color (see page VI1)

- ④ Edge Profile (see page VI4)
- ⑤ Pull Style and Color (see page VI4)
- ⑥ Optional Grommet Location & Color -
Matte Black (MBK) or Arctic Silver (ASL)
(see page VI6)
- ⑦ Other Product Options (see page VI110)
- ⑧ Accessories (see page VS314)
- ⑨ Power and Data Options (see page VS324)

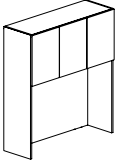
Description	D	W	H	CTN WT	CU FT	① Model	Laminate		Flat Cut Veneer			Double Cut Veneer			
							Laminate Door	Alum. Frm Glass Door	Veneer Door	Alum. Frm Glass Door	Wood Frm Glass Door	Veneer Door	Alum. Frm Glass Door	Wood Frm Glass Door	
Storage Overhead Cabinet with Six Doors 	16 3/16	107 3/4	42 1/2	327	51	VST16108SO	\$2,402	\$3,799							
	16 3/16	107 3/4	42 1/2	327	51	VSV16108SO			\$4,369	\$5,766	\$4,859	\$4,807	\$6,204	\$5,297	
	16 3/16	101 3/4	42 1/2	309	48	VST16102SO	\$2,267	\$3,626							
	16 3/16	101 3/4	42 1/2	309	48	VSV16102SO			\$4,053	\$5,412	\$4,543	\$4,460	\$5,819	\$4,950	
	16 3/16	95 3/4	42 1/2	291	45	VST1696SO	\$2,139	\$3,464							
	16 3/16	95 3/4	42 1/2	291	45	VSV1696SO			\$3,749	\$5,074	\$4,239	\$4,126	\$5,451	\$4,616	
	16 3/16	89 3/4	42 1/2	273	43	VST1690SO	\$2,017	\$3,305							
	16 3/16	89 3/4	42 1/2	273	43	VSV1690SO			\$3,450	\$4,738	\$3,940	\$3,798	\$5,086	\$4,288	

- select door style
- aluminum frame door offered in both frosted or white back painted glass, specify when ordering
- white markerboard doors available, specify and add \$619 list to laminate or veneer door price
- locking available on laminate or wood doors, specify and add \$112 list; glass doors are non-locking
- small grommet in top of back to fit LED lights
- tackboards available, see pages VS172-VS175 or VS176-VS179
- task lights available, see pages VS304-VS305
- 25" vertical clearance from desk top to bottom of valance rail
- pulls not available

Description	D	W	H	CTN WT	CU FT	① Model	Laminate		Flat Cut Veneer			Double Cut Veneer			
							Laminate Door	Alum. Frm Glass Door	Veneer Door	Alum. Frm Glass Door	Wood Frm Glass Door	Veneer Door	Alum. Frm Glass Door	Wood Frm Glass Door	
Storage Overhead Cabinet with Four Doors 	16 3/16	83 3/4	42 1/2	244	40	VST1684SO	\$1,903	\$2,908							
	16 3/16	83 3/4	42 1/2	244	40	VSV1684SO			\$3,183	\$4,188	\$3,613	\$3,502	\$4,507	\$3,932	
	16 3/16	77 3/4	42 1/2	231	37	VST1678SO	\$1,794	\$2,764							
	16 3/16	77 3/4	42 1/2	231	37	VSV1678SO			\$2,969	\$3,939	\$3,399	\$3,267	\$4,237	\$3,697	
	16 3/16	71 3/4	42 1/2	218	34	VST1672SO	\$1,692	\$2,623							
	16 3/16	71 3/4	42 1/2	218	34	VSV1672SO			\$2,770	\$3,701	\$3,200	\$3,047	\$3,978	\$3,477	
	16 3/16	65 3/4	42 1/2	206	32	VST1666SO	\$1,600	\$2,495							
	16 3/16	65 3/4	42 1/2	206	32	VSV1666SO			\$2,645	\$3,540	\$3,075	\$2,911	\$3,806	\$3,341	
	16 3/16	59 3/4	42 1/2	193	29	VST1660SO	\$1,515	\$2,374							
	16 3/16	59 3/4	42 1/2	193	29	VSV1660SO			\$2,527	\$3,386	\$2,957	\$2,780	\$3,639	\$3,210	
	16 3/16	53 3/4	42 1/2	175	26	VST1654SO	\$1,433	\$2,255							
	16 3/16	53 3/4	42 1/2	175	26	VSV1654SO			\$2,430	\$3,252	\$2,860	\$2,673	\$3,495	\$3,103	

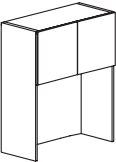
- select door style
- aluminum frame door offered in both frosted or white back painted glass, specify when ordering
- white markerboard doors available, specify and add \$543 list to laminate or veneer door price
- locking available on laminate or wood doors, specify and add \$77 list; glass doors are non-locking
- small grommet in top of back to fit LED lights
- tackboards available, see pages VS172-VS175 or VS176-VS179
- task lights available, see pages VS304-VS305
- 25" vertical clearance from desk top to bottom of valance rail
- pulls not available

Description	D	W	H	CTN WT	CU FT	① Model	Laminate		Flat Cut Veneer			Double Cut Veneer		
							Laminate Door	Alum. Frm Glass Door	Veneer Door	Alum. Frm Glass Door	Wood Frm Glass Door	Veneer Door	Alum. Frm Glass Door	Wood Frm Glass Door
Storage Overhead Cabinet with Three Doors	16 3/16	47 3/4	42 1/2	154	23	VST1648SOR	\$1,356	\$2,019						
	16 3/16	47 3/4	42 1/2	154	23	VSV1648SOR			\$2,348	\$3,011	\$2,650	\$2,582	\$3,245	\$2,884
	16 3/16	47 3/4	42 1/2	154	23	VST1648SOL	\$1,356	\$2,019						
	16 3/16	47 3/4	42 1/2	154	23	VSV1648SOL			\$2,348	\$3,011	\$2,650	\$2,582	\$3,245	\$2,884
	16 3/16	41 3/4	42 1/2	135	21	VST1642SOR	\$1,287	\$1,913						
	16 3/16	41 3/4	42 1/2	135	21	VSV1642SOR			\$2,273	\$2,899	\$2,575	\$2,500	\$3,126	\$2,802
	16 3/16	41 3/4	42 1/2	135	21	VST1642SOL	\$1,287	\$1,913						
	16 3/16	41 3/4	42 1/2	135	21	VSV1642SOL			\$2,273	\$2,899	\$2,575	\$2,500	\$3,126	\$2,802



- select door style
- aluminum frame door offered in both frosted or white back painted glass, specify when ordering
- white markerboard doors available, specify and add \$382 list to laminate or veneer door price
- locking available on laminate or wood doors, specify and add \$72 list; glass doors are non-locking
- small grommet in top of back to fit LED lights
- tackboards available, see pages VS172-VS175 or VS176-VS179
- task lights available, see pages VS304-VS305
- 25" vertical clearance from desk top to bottom of valance rail
- right door configuration - 1 door hinges left and 2 doors hinge right
- left door configuration - 1 door hinges right and 2 doors hinge left
- pulls not available

Description	D	W	H	CTN WT	CU FT	① Model	Laminate		Flat Cut Veneer			Double Cut Veneer		
							Laminate Door	Alum. Frm Glass Door	Veneer Door	Alum. Frm Glass Door	Wood Frm Glass Door	Veneer Door	Alum. Frm Glass Door	Wood Frm Glass Door
Storage Overhead Cabinet with Two Doors	16 3/16	35 3/4	42 1/2	115	18	VST1636SO	\$1,217	\$1,684						
	16 3/16	35 3/4	42 1/2	115	18	VSV1636SO			\$2,203	\$2,670	\$2,383	\$2,425	\$2,892	\$2,605
	16 3/16	29 3/4	42 1/2	101	15	VST1630SO	\$1,155	\$1,586						
	16 3/16	29 3/4	42 1/2	101	15	VSV1630SO			\$2,146	\$2,577	\$2,326	\$2,360	\$2,791	\$2,540



- select door style
- aluminum frame door offered in both frosted or white back painted glass, specify when ordering
- white markerboard doors available, specify and add \$227 list to laminate or veneer door price
- locking available on laminate or wood doors, specify and add \$45 list; glass doors are non-locking
- small grommet in top of back to fit LED lights
- tackboards available, see pages VS172-VS175 or VS176-VS179
- task lights available, see pages VS304-VS305
- 25" vertical clearance from desk top to bottom of valance rail
- pulls not available

To Order, Specify:

① Model Number

Laminate - VST

Veneer - VSV

② Worksurface Material (see page VI3)

- a.) TFL
- b.) HPL

② Wood Species - Cherry (CH1), Maple (MA1)

- Walnut (WA1), Black Oak (BO1) or Double Cut (DC1) (see page VI1)

③ Laminate Color (see page VI3)

- a.) Worksurface Color
- b.) Chassis Color
- c.) Drawer Color

③ Finish Color (see page VI1)

④ Edge Profile (see page VI4)

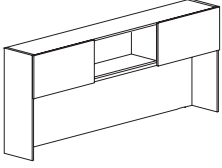
⑤ Pull Style and Color (see page VI4)

⑥ Optional Grommet Location & Color - Matte Black (MBK) or Arctic Silver (ASL) (see page VI6)

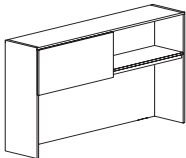
⑦ Other Product Options (see page VI110)

⑧ Accessories (see page VS314)

⑨ Power and Data Options (see page VS324)

Description	D	W	H	CTN WT	CU FT	① Model	Laminate	Flat Cut Veneer	Double Cut Veneer
Storage Overhead Cabinet with Two Sliding Doors 	16 3/16	107 3/4	42 1/2	309	51	VST16108SD	\$2,781		
	16 3/16	107 3/4	42 1/2	327	51	VSV16108SD		\$4,751	\$5,226
	16 3/16	101 3/4	42 1/2	309	48	VST16102SD	\$2,633		
	16 3/16	101 3/4	42 1/2	309	48	VSV16102SD		\$4,432	\$4,877
	16 3/16	95 3/4	42 1/2	291	45	VST1696SD	\$2,494		
	16 3/16	95 3/4	42 1/2	291	45	VSV1696SD		\$4,131	\$4,541
	16 3/16	89 3/4	42 1/2	273	43	VST1690SD	\$2,361		
	16 3/16	89 3/4	42 1/2	273	43	VSV1690SD		\$3,832	\$4,217

- white markerboard doors available, specify and add \$417 list to laminate or veneer door price
- locking not available
- small grommet in top of back to fit LED lights
- tackboards available, see pages VS172-VS175 or VS176-VS179
- task lights available, see pages VS304-VS305
- 25" vertical clearance from desk top to bottom of valance rail
- pulls not available

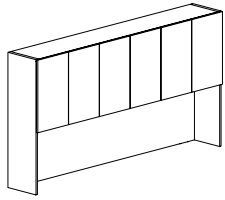
Description	D	W	H	CTN WT	CU FT	① Model	Laminate	Flat Cut Veneer	Double Cut Veneer
Storage Overhead Cabinet with Sliding Door 	16 3/16	83 3/4	42 1/2	244	40	VST1684SD	\$2,236		
	16 3/16	83 3/4	42 1/2	244	40	VSV1684SD		\$3,563	\$3,920
	16 3/16	77 3/4	42 1/2	231	37	VST1678SD	\$2,121		
	16 3/16	77 3/4	42 1/2	231	37	VSV1678SD		\$3,349	\$3,684
	16 3/16	71 3/4	42 1/2	218	34	VST1672SD	\$2,007		
	16 3/16	71 3/4	42 1/2	218	34	VSV1672SD		\$3,108	\$3,418
	16 3/16	65 3/4	42 1/2	206	32	VST1666SD	\$1,909		
	16 3/16	65 3/4	42 1/2	206	32	VSV1666SD		\$2,983	\$3,280
	16 3/16	59 3/4	42 1/2	193	29	VST1660SD	\$1,816		
	16 3/16	59 3/4	42 1/2	193	29	VSV1660SD		\$2,867	\$3,154
	16 3/16	53 3/4	42 1/2	175	26	VST1654SD	\$1,729		
	16 3/16	53 3/4	42 1/2	175	26	VSV1654SD		\$2,771	\$3,048
	16 3/16	47 3/4	42 1/2	154	23	VST1648SD	\$1,646		
	16 3/16	47 3/4	42 1/2	154	23	VSV1648SD		\$2,687	\$2,955
	16 3/16	41 3/4	42 1/2	135	21	VST1642SD	\$1,568		
	16 3/16	41 3/4	42 1/2	135	21	VSV1642SD		\$2,612	\$2,874
16 3/16	35 3/4	42 1/2	115	18	VST1636SD	\$1,500			
16 3/16	35 3/4	42 1/2	115	18	VSV1636SD		\$2,542	\$2,796	
16 3/16	29 3/4	42 1/2	101	15	VST1630SD	\$1,476			
16 3/16	29 3/4	42 1/2	101	15	VSV1630SD		\$2,486	\$2,734	

- white markerboard door available, specify and add \$209 list to laminate or veneer door price
- locking not available
- small grommet in top of back to fit LED lights
- tackboards available, see pages VS172-VS175 or VS176-VS179
- task lights available, see pages VS304-VS305
- 25" vertical clearance from desk top to bottom of valance rail
- pulls not available

To Order, Specify:

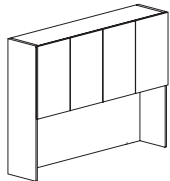
① Model Number	Laminate - VST	Veneer - VSV	
	② Worksurface Material (see page VI3) a.) TFL b.) HPL ③ Laminate Color (see page VI3) a.) Worksurface Color b.) Chassis Color c.) Drawer Color	② Wood Species - Cherry (CH1), Maple (MA1) Walnut (WA1), Black Oak (BO1) or Double Cut (DC1) (see page VI1) ③ Finish Color (see page VI1)	④ Edge Profile (see page VI4) ⑤ Pull Style and Color (see page VI4) ⑥ Optional Grommet Location & Color - Matte Black (MBK) or Arctic Silver (ASL) (see page VI6) ⑦ Other Product Options (see page VI110) ⑧ Accessories (see page VS314) ⑨ Power and Data Options (see page VS324)

Description	D	W	H	CTN WT	CU FT	① Model	Laminate		Flat Cut Veneer			Double Cut Veneer		
							Laminate Door	Alum. Frm Glass Door	Veneer Door	Alum. Frm Glass Door	Wood Frm Glass Door	Veneer Door	Alum. Frm Glass Door	Wood Frm Glass Door
Double Height Storage Overhead Cabinet with Six Doors	16 ³ / ₁₆	107 ³ / ₄	54 ¹ / ₂	421	65	VST16108DSO	\$2,955	\$4,798						
	16 ³ / ₁₆	107 ³ / ₄	54 ¹ / ₂	421	65	VSV16108DSO			\$5,288	\$7,131	\$6,090	\$5,818	\$7,661	\$6,620
	16 ³ / ₁₆	101 ³ / ₄	54 ¹ / ₂	398	61	VST16102DSO	\$2,806	\$4,598						
	16 ³ / ₁₆	101 ³ / ₄	54 ¹ / ₂	398	61	VSV16102DSO			\$4,985	\$6,777	\$5,787	\$5,484	\$7,276	\$6,286
	16 ³ / ₁₆	95 ³ / ₄	54 ¹ / ₂	375	58	VST1696DSO	\$2,651	\$4,391						
	16 ³ / ₁₆	95 ³ / ₄	54 ¹ / ₂	375	58	VSV1696DSO			\$4,685	\$6,425	\$5,487	\$5,154	\$6,894	\$5,956
	16 ³ / ₁₆	89 ³ / ₄	54 ¹ / ₂	351	54	VST1690DSO	\$2,512	\$4,202						
	16 ³ / ₁₆	89 ³ / ₄	54 ¹ / ₂	351	54	VSV1690DSO			\$4,488	\$6,178	\$5,290	\$4,937	\$6,627	\$5,739

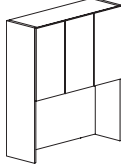


- select door style
- aluminum frame door offered in both frosted or white back painted glass, specify when ordering
- white markerboard doors available, specify and add \$1,014 list to laminate or veneer door price
- locking available on laminate or wood doors, specify and add \$112 list; glass doors are non-locking
- small grommet in top of back to fit LED lights
- tackboards available, see pages VS172-VS175 or VS176-VS179
- task lights available, see pages VS304-VS305
- 25" vertical clearance from desk top to bottom of valance rail
- pulls not available
- backside of unit intended to go against a wall, cabinet should be secured to a wall as a safety precaution

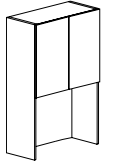
Description	D	W	H	CTN WT	CU FT	① Model	Laminate		Flat Cut Veneer			Double Cut Veneer		
							Laminate Door	Alum. Frm Glass Door	Veneer Door	Alum. Frm Glass Door	Wood Frm Glass Door	Veneer Door	Alum. Frm Glass Door	Wood Frm Glass Door
Double Height Storage Overhead Cabinet with Four Doors	16 ³ / ₁₆	83 ³ / ₄	54 ¹ / ₂	314	47	VST1684DSO	\$2,378	\$3,708						
	16 ³ / ₁₆	83 ³ / ₄	54 ¹ / ₂	314	51	VSV1684DSO			\$4,137	\$5,467	\$4,762	\$4,551	\$5,881	\$5,176
	16 ³ / ₁₆	77 ³ / ₄	54 ¹ / ₂	297	47	VST1678DSO	\$2,251	\$3,532						
	16 ³ / ₁₆	77 ³ / ₄	54 ¹ / ₂	297	47	VSV1678DSO			\$3,859	\$5,140	\$4,484	\$4,246	\$5,527	\$4,871
	16 ³ / ₁₆	71 ³ / ₄	54 ¹ / ₂	281	44	VST1672DSO	\$2,129	\$3,357						
	16 ³ / ₁₆	71 ³ / ₄	54 ¹ / ₂	281	44	VSV1672DSO			\$3,600	\$4,828	\$4,225	\$3,960	\$5,188	\$4,585
	16 ³ / ₁₆	65 ³ / ₄	54 ¹ / ₂	265	40	VST1666DSO	\$2,016	\$3,196						
	16 ³ / ₁₆	65 ³ / ₄	54 ¹ / ₂	265	40	VSV1666DSO			\$3,438	\$4,618	\$4,063	\$3,781	\$4,961	\$4,406
	16 ³ / ₁₆	59 ³ / ₄	54 ¹ / ₂	249	37	VST1660DSO	\$1,922	\$3,050						
	16 ³ / ₁₆	59 ³ / ₄	54 ¹ / ₂	249	37	VSV1660DSO			\$3,282	\$4,410	\$3,907	\$3,613	\$4,741	\$4,238
	16 ³ / ₁₆	53 ³ / ₄	54 ¹ / ₂	225	33	VST1654DSO	\$1,826	\$2,903						
	16 ³ / ₁₆	53 ³ / ₄	54 ¹ / ₂	225	33	VSV1654DSO			\$3,159	\$4,236	\$3,784	\$3,477	\$4,554	\$4,102



- select door style
- aluminum frame door offered in both frosted or white back painted glass, specify when ordering
- white markerboard doors available, specify and add \$791 list to laminate or veneer door price
- locking available on laminate or wood doors, specify and add \$77 list; glass doors are non-locking
- small grommet in top of back to fit LED lights
- tackboards available, see pages VS172-VS175 or VS176-VS179
- task lights available, see pages VS304-VS305
- 25" vertical clearance from desk top to bottom of valance rail
- pulls not available
- backside of unit intended to go against a wall, cabinet should be secured to a wall as a safety precaution

Description	D	W	H	CTN WT	CU FT	① Model	Laminate		Flat Cut Veneer			Double Cut Veneer		
							Laminate Door	Alum. Frm Glass Door	Veneer Door	Alum. Frm Glass Door	Wood Frm Glass Door	Veneer Door	Alum. Frm Glass Door	Wood Frm Glass Door
Double Height Storage Overhead Cabinet with Three Doors 	16 3/16	47 3/4	54 1/2	198	30	VST1648DSOR	\$1,736	\$2,606						
	16 3/16	47 3/4	54 1/2	198	30	VSV1648DSOR			\$3,051	\$3,921	\$3,465	\$3,356	\$4,226	\$3,770
	16 3/16	47 3/4	54 1/2	198	30	VST1648DSOL	\$1,736	\$2,606						
	16 3/16	47 3/4	54 1/2	198	30	VSV1648DSOL			\$3,051	\$3,921	\$3,465	\$3,356	\$4,226	\$3,770
	16 3/16	41 3/4	54 1/2	174	26	VST1642DSOR	\$1,652	\$2,473						
	16 3/16	41 3/4	54 1/2	174	26	VSV1642DSOR			\$2,953	\$3,774	\$3,367	\$3,250	\$4,071	\$3,664
	16 3/16	41 3/4	54 1/2	174	26	VST1642DSOL	\$1,652	\$2,473						
	16 3/16	41 3/4	54 1/2	174	26	VSV1642DSOL			\$2,953	\$3,774	\$3,367	\$3,250	\$4,071	\$3,664

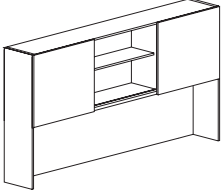
- select door style
- aluminum frame door offered in both frosted or white back painted glass, specify when ordering
- white markerboard doors available, specify and add \$523 list to laminate or veneer door price
- locking available on laminate or wood doors, specify and add \$72 list; glass doors are non-locking
- small grommet in top of back to fit LED lights
- tackboards available, see pages VS172-VS175 or VS176-VS179
- task lights available, see pages VS304-VS305
- 25" vertical clearance from desk top to bottom of valance rail
- right door configuration - 1 door hinges left and 2 doors hinge right
- left door configuration - 1 door hinges right and 2 doors hinge left
- pulls not available
- backside of unit intended to go against a wall, cabinet should be secured to a wall as a safety precaution

Description	D	W	H	CTN WT	CU FT	① Model	Laminate		Flat Cut Veneer			Double Cut Veneer		
							Laminate Door	Alum. Frm Glass Door	Veneer Door	Alum. Frm Glass Door	Wood Frm Glass Door	Veneer Door	Alum. Frm Glass Door	Wood Frm Glass Door
Double Height Storage Overhead Cabinet with Two Doors 	16 3/16	35 3/4	54 1/2	130	23	VST1636DSO	\$1,568	\$2,183						
	16 3/16	35 3/4	54 1/2	148	23	VSV1636DSO			\$2,863	\$3,478	\$3,147	\$3,151	\$3,766	\$3,435
	16 3/16	29 3/4	54 1/2	130	19	VST1630DSO	\$1,493	\$2,057						
	16 3/16	29 3/4	54 1/2	130	19	VSV1630DSO			\$2,686	\$3,250	\$2,970	\$2,954	\$3,518	\$3,238

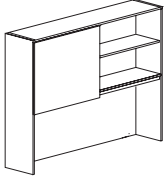
- select door style
- aluminum frame door offered in both frosted or white back painted glass, specify when ordering
- white markerboard doors available, specify and add \$359 list to laminate or veneer door price
- locking available on laminate or wood doors, specify and add \$45 list; glass doors are non-locking
- small grommet in top of back to fit LED lights
- tackboards available, see pages VS172-VS175 or VS176-VS179
- task lights available, see pages VS304-VS305
- 25" vertical clearance from desk top to bottom of valance rail
- pulls not available
- backside of unit intended to go against a wall, cabinet should be secured to a wall as a safety precaution

To Order, Specify:

- | | | | |
|---------------------------------------|--|---|--|
| ① Model Number | Laminate - VST | Veneer - VSV | |
| ② Worksurface Material (see page VI3) | ② Wood Species - Cherry (CH1), Maple (MA1) | ④ Edge Profile (see page VI4) | |
| a.) TFL | Walnut (WA1), Black Oak (BO1) or | ⑤ Pull Style and Color (see page VI4) | |
| b.) HPL | Double Cut (DC1) (see page VI1) | ⑥ Optional Grommet Location & Color - | |
| ③ Laminate Color (see page VI3) | ③ Finish Color (see page VI1) | Matte Black (MBK) or Arctic Silver (ASL) | |
| a.) Worksurface Color | | (see page VI6) | |
| b.) Chassis Color | | ⑦ Other Product Options (see page VI110) | |
| c.) Drawer Color | | ⑧ Accessories (see page VS314) | |
| | | ⑨ Power and Data Options (see page VS324) | |

Description	D	W	H	CTN WT	CU FT	① Model	Laminate	Flat Cut Veneer	Double Cut Veneer
Double Height Storage Overhead Cabinet with Two Sliding Doors 	16 3/16	107 3/4	54 1/2	421	65	VST16108DSD	\$3,338		
	16 3/16	107 3/4	54 1/2	421	65	VSV16108DSD		\$5,747	\$6,322
	16 3/16	101 3/4	54 1/2	398	61	VST16102DSD	\$3,172		
	16 3/16	101 3/4	54 1/2	398	61	VSV16102DSD		\$5,452	\$5,997
	16 3/16	95 3/4	54 1/2	375	58	VST1696DSD	\$3,018		
	16 3/16	95 3/4	54 1/2	375	58	VSV1696DSD		\$5,159	\$5,677
	16 3/16	89 3/4	54 1/2	351	54	VST1690DSD	\$2,872		
	16 3/16	89 3/4	54 1/2	351	54	VSV1690DSD		\$4,982	\$5,480

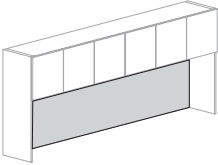
- white markerboard doors available, specify and add \$551 list to laminate or veneer door price
- locking not available
- small grommet in top of back to fit LED lights
- tackboards available, see pages VS172-VS175 or VS176-VS179
- task lights available, see pages VS304-VS305
- 25" vertical clearance from desk top to bottom of valance rail
- pulls not available
- backside of unit intended to go against a wall, cabinet should be secured to a wall as a safety precaution

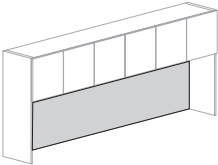
Description	D	W	H	CTN WT	CU FT	① Model	Laminate	Flat Cut Veneer	Double Cut Veneer
Double Height Storage Overhead Cabinet with Sliding Door 	16 3/16	83 3/4	54 1/2	297	51	VST1684DSD	\$2,729		
	16 3/16	83 3/4	54 1/2	314	51	VSV1684DSD		\$4,631	\$5,095
	16 3/16	77 3/4	54 1/2	297	47	VST1678DSD	\$2,597		
	16 3/16	77 3/4	54 1/2	297	47	VSV1678DSD		\$4,354	\$4,788
	16 3/16	71 3/4	54 1/2	281	44	VST1672DSD	\$2,472		
	16 3/16	71 3/4	54 1/2	281	44	VSV1672DSD		\$4,041	\$4,446
	16 3/16	65 3/4	54 1/2	265	40	VST1666DSD	\$2,349		
	16 3/16	65 3/4	54 1/2	265	40	VSV1666DSD		\$3,879	\$4,266
	16 3/16	59 3/4	54 1/2	249	37	VST1660DSD	\$2,254		
	16 3/16	59 3/4	54 1/2	249	37	VSV1660DSD		\$3,726	\$4,100
	16 3/16	53 3/4	54 1/2	225	33	VST1654DSD	\$2,152		
	16 3/16	53 3/4	54 1/2	225	33	VSV1654DSD		\$3,601	\$3,962
	16 3/16	47 3/4	54 1/2	198	30	VST1648DSD	\$2,057		
	16 3/16	47 3/4	54 1/2	198	30	VSV1648DSD		\$3,492	\$3,841
	16 3/16	41 3/4	54 1/2	174	26	VST1642DSD	\$1,970		
	16 3/16	41 3/4	54 1/2	174	26	VSV1642DSD		\$3,396	\$3,736
	16 3/16	35 3/4	54 1/2	148	23	VST1636DSD	\$1,889		
	16 3/16	35 3/4	54 1/2	148	23	VSV1636DSD		\$3,306	\$3,636
16 3/16	29 3/4	54 1/2	130	19	VST1630DSD	\$1,868			
16 3/16	29 3/4	54 1/2	130	19	VSV1630DSD		\$3,231	\$3,553	

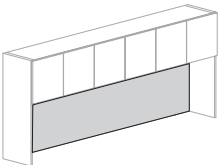
- white markerboard door available, specify and add \$277 list to laminate or veneer door price
- locking not available
- small grommet in top of back to fit LED lights
- tackboards available, see pages VS172-VS175 or VS176-VS179
- task lights available, see pages VS304-VS305
- 25" vertical clearance from desk top to bottom of valance rail
- pulls not available
- backside of unit intended to go against a wall, cabinet should be secured to a wall as a safety precaution

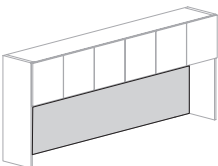
To Order, Specify:

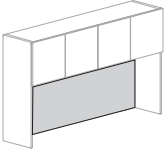
① Model Number	Laminate - VST	Veneer - VSV	
	② Worksurface Material (see page VI3) a.) TFL b.) HPL ③ Laminate Color (see page VI3) a.) Worksurface Color b.) Chassis Color c.) Drawer Color	② Wood Species - Cherry (CH1), Maple (MA1) Walnut (WA1), Black Oak (BO1) or Double Cut (DC1) (see page VI1) ③ Finish Color (see page VI1)	④ Edge Profile (see page VI4) ⑤ Pull Style and Color (see page VI4) ⑥ Optional Grommet Location & Color - Matte Black (MBK) or Arctic Silver (ASL) (see page VI6) ⑦ Other Product Options (see page VI110) ⑧ Accessories (see page VS314) ⑨ Power and Data Options (see page VS324)

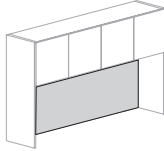
Description	D	W	H	CTN WT	CU FT	① Model	List Price Per Grade
Tackboard for Front of 108" w Storage Overhead Cabinet	1/2	106 1/8	23	22	7	VSB10823TK	COM \$526
							A \$557
<ul style="list-style-type: none"> · for use with 108" w overhead · com ydg: 3 							B \$623
							C \$738
							D \$886
							E \$1,034
							F \$1,263
							G \$1,509
							H \$1,771
							I \$2,182
							J \$2,672

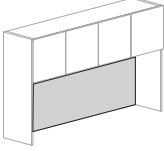
Tackboard for Front of 102" w Storage Overhead Cabinet	1/2	100 1/8	23	21	6	VSB10223TK	COM \$511
							A \$543
<ul style="list-style-type: none"> · for use with 102" w overhead · com ydg: 3 							B \$610
							C \$723
							D \$871
							E \$1,019
							F \$1,249
							G \$1,494
							H \$1,756
							I \$2,166
							J \$2,659

Tackboard for Front of 96" w Storage Overhead Cabinet	1/2	94 1/8	23	20	6	VSB9623TK	COM \$450
							A \$479
<ul style="list-style-type: none"> · for use with 96" w overhead · com ydg: 3 							B \$540
							C \$646
							D \$782
							E \$918
							F \$1,131
							G \$1,356
							H \$1,600
							I \$1,978
							J \$2,432

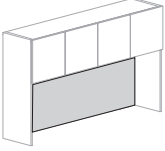
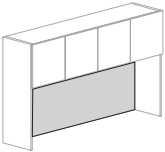
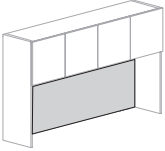
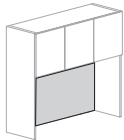
Tackboard for Front of 90" w Storage Overhead Cabinet	1/2	88 1/8	23	18	6	VSB9023TK	COM \$444
							A \$475
<ul style="list-style-type: none"> · for use with 90" w overhead · com ydg: 3 							B \$535
							C \$640
							D \$778
							E \$913
							F \$1,124
							G \$1,352
							H \$1,594
							I \$1,972
							J \$2,426

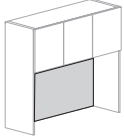
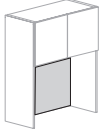
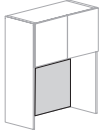
Description	D	W	H	CTN WT	CU FT	① Model	List Price Per Grade
Tackboard for Front of 84" w Storage Overhead Cabinet · for use with 84" w overhead · com ydg: 3 	1/2	82 1/8	23	17	5	VSB8423TK	COM \$410
							A \$438
							B \$493
							C \$591
							D \$716
							E \$841
							F \$1,035
							G \$1,243
							H \$1,465
							I \$1,811
							J \$2,227

Tackboard for Front of 78" w Storage Overhead Cabinet · for use with 78" w overhead · com ydg: 3 	1/2	76 1/8	23	16	5	VSB7823TK	COM \$396
							A \$422
							B \$472
							C \$561
							D \$674
							E \$787
							F \$965
							G \$1,154
							H \$1,355
							I \$1,670
							J \$2,049

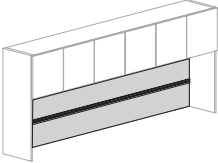
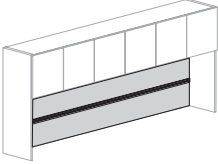
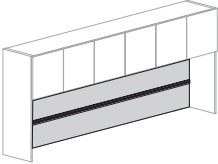
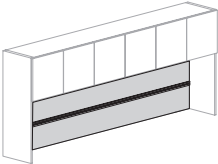
Tackboard for Front of 72" w Storage Overhead Cabinet · for use with 72" w overhead · com ydg: 2 	1/2	70 1/8	23	15	5	VSB7223TK	COM \$372
							A \$395
							B \$441
							C \$519
							D \$622
							E \$724
							F \$883
							G \$1,053
							H \$1,235
							I \$1,519
							J \$1,859

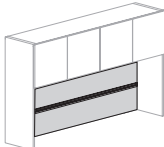
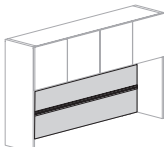
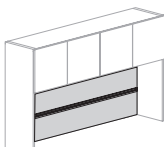
To Order, Specify:
 ① Model Number
 ② Fabric Selection: vendor, pattern, color

Description	D	W	H	CTN WT	CU FT	① Model	List Price Per Grade
Tackboard for Front of 66" w Storage Overhead Cabinet · for use with 66" w overhead · com ydg: 2 	1/2	64 1/8	23	14	4	VSB6623TK	COM \$347 A \$368 B \$408 C \$478 D \$569 E \$660 F \$802 G \$953 H \$1,114 I \$1,367 J \$1,669
Tackboard for Front of 60" w Storage Overhead Cabinet · for use with 60" w overhead · com ydg: 2 	1/2	58 1/8	23	11	4	VSB6023TK	COM \$334 A \$354 B \$394 C \$466 D \$556 E \$647 F \$787 G \$939 H \$1,100 I \$1,353 J \$1,656
Tackboard for Front of 54" w Storage Overhead Cabinet · for use with 54" w overhead · com ydg: 2 	1/2	52 1/8	23	11	4	VSB5423TK	COM \$309 A \$327 B \$362 C \$425 D \$504 E \$583 F \$707 G \$840 H \$980 I \$1,201 J \$1,467
Tackboard for Front of 48" w Storage Overhead Cabinet · for use with 48" w overhead · com ydg: 2 	1/2	46 1/8	23	10	3	VSB4823TK	COM \$281 A \$298 B \$333 C \$395 D \$475 E \$554 F \$677 G \$809 H \$951 I \$1,171 J \$1,436

Description	D	W	H	CTN WT	CU FT	① Model	List Price Per Grade
Tackboard for Front of 42" w Storage Overhead Cabinet  <ul style="list-style-type: none"> · for use with 42" w overhead · com ydg: 2 	1/2	40 1/8	23	9	3	VSB4223TK	COM \$254 A \$269 B \$300 C \$353 D \$421 E \$489 F \$595 G \$708 H \$829 I \$1,019 J \$1,245
Tackboard for Front of 36" w Storage Overhead Cabinet  <ul style="list-style-type: none"> · for use with 36" w overhead · com ydg: 1 	1/2	34 1/8	23	8	3	VSB3623TK	COM \$228 A \$241 B \$266 C \$311 D \$368 E \$425 F \$513 G \$609 H \$708 I \$866 J \$1,056
Tackboard for Front of 30" w Storage Overhead Cabinet  <ul style="list-style-type: none"> · for use with 30" w overhead · com ydg: 1 	1/2	28 1/8	23	7	2	VSB3023TK	COM \$217 A \$229 B \$256 C \$299 D \$356 E \$413 F \$501 G \$596 H \$697 I \$854 J \$1,043

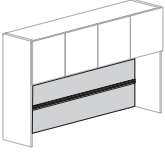
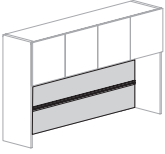
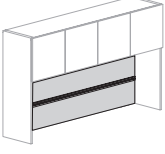
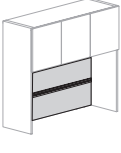
To Order, Specify:
 ① Model Number
 ② Fabric Selection: vendor, pattern, color

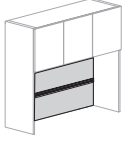

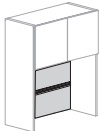
Description	D	W	H	CTN WT	CU FT	① Model	List Price Per Grade
Tackboard for Accessory Rail of 108" w Storage Overhead Cabinet 	1/2	106 1/8		19	4	VSB10823TKA	COM \$590
							A \$622
<ul style="list-style-type: none"> · tackboard panels for above and below accessory rail · not required; add-on for convenience application · com ydg: 3 · upper tackboard height: 8 1/4" · lower tackboard height: 11 1/2" · coordinates with VS_16108DSO, VS_16108SO, VS_16108DSD and VS_16108SD · accessory rail sold separately, see page VS180 							B \$687
							C \$803
							D \$950
							E \$1,098
							F \$1,327
							G \$1,573
							H \$1,835
							I \$2,246
							J \$2,736
							Tackboard for Accessory Rail of 102" w Storage Overhead Cabinet 
A \$609							
<ul style="list-style-type: none"> · tackboard panels for above and below accessory rail · not required; add-on for convenience application · com ydg: 3 · upper tackboard height: 8 1/4" · lower tackboard height: 11 1/2" · coordinates with VS_16102DSO, VS_16102SO, VS_16102DSD and VS_16102SD · accessory rail sold separately, see page VS180 							B \$674
							C \$787
							D \$936
							E \$1,083
							F \$1,313
							G \$1,558
							H \$1,822
							I \$2,231
							J \$2,723
							Tackboard for Accessory Rail of 96" w Storage Overhead Cabinet 
A \$543							
<ul style="list-style-type: none"> · tackboard panels for above and below accessory rail · not required; add-on for convenience application · com ydg: 3 · upper tackboard height: 8 1/4" · lower tackboard height: 11 1/2" · coordinates with VS_1696DSO, VS_1696SO, VS_1696DSD and VS_1696SD · accessory rail sold separately, see page VS180 							B \$604
							C \$710
							D \$846
							E \$983
							F \$1,195
							G \$1,421
							H \$1,664
							I \$2,042
							J \$2,497
							Tackboard for Accessory Rail of 90" w Storage Overhead Cabinet 
A \$539							
<ul style="list-style-type: none"> · tackboard panels for above and below accessory rail · not required; add-on for convenience application · com ydg: 3 · upper tackboard height: 8 1/4" · lower tackboard height: 11 1/2" · coordinates with VS_1690DSO, VS_1690SO, VS_1690DSD and VS_1690SD · accessory rail sold separately, see page VS180 							B \$599
							C \$705
							D \$842
							E \$977
							F \$1,189
							G \$1,416
							H \$1,658
							I \$2,037
							J \$2,491

Description	D	W	H	CTN WT	CU FT	① Model	List Price Per Grade
Tackboard for Accessory Rail of 84" w Storage Overhead Cabinet 	1/2	82 7/8		15	3	VSB8423TKA	COM \$470
	<ul style="list-style-type: none"> tackboard panels for above and below accessory rail not required; add-on for convenience application com ydg: 3 upper tackboard height: 8 1/4" lower tackboard height: 11 1/2" coordinates with VS_1684DSO, VS_1684SO, VS_1684DSD and VS_1684SD accessory rail sold separately, see page VS180 						
Tackboard for Accessory Rail of 78" w Storage Overhead Cabinet 	1/2	76 7/8		14	3	VSB7823TKA	COM \$456
	<ul style="list-style-type: none"> tackboard panels for above and below accessory rail not required; add-on for convenience application com ydg: 3 upper tackboard height: 8 1/4" lower tackboard height: 11 1/2" coordinates with VS_1678DSO, VS_1678SO, VS_1678DSD and VS_1678SD accessory rail sold separately, see page VS180 						
Tackboard for Accessory Rail of 72" w Storage Overhead Cabinet 	1/2	70 7/8		13	3	VSB7223TKA	COM \$429
	<ul style="list-style-type: none"> tackboard panels for above and below accessory rail not required; add-on for convenience application com ydg: 2 upper tackboard height: 8 1/4" lower tackboard height: 11 1/2" coordinates with VS_1672DSO, VS_1672SO, VS_1672DSD and VS_1672SD accessory rail sold separately, see page VS180 						


To Order, Specify:

- ① Model Number
- ② Fabric Selection: vendor, pattern, color

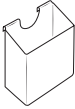

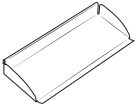
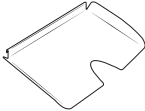
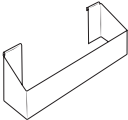
Description	D	W	H	CTN WT	CU FT	① Model	List Price Per Grade
Tackboard for Accessory Rail of 66" w Storage Overhead Cabinet 	1/2	64 1/8		12	3	VSB6623TKA	COM \$404
							A \$425
<ul style="list-style-type: none"> • tackboard panels for above and below accessory rail • not required; add-on for convenience application • com ydg: 2 • upper tackboard height: 8 1/4" • lower tackboard height: 11 1/2" • coordinates with VS_1666DSO, VS_1666SO, VS_1666DSD and VS_1666SD • accessory rail sold separately, see page VS180 							B \$465
							C \$535
							D \$625
							E \$717
							F \$857
							G \$1,010
							H \$1,170
							I \$1,424
							J \$1,726
	Tackboard for Accessory Rail of 60" w Storage Overhead Cabinet 	1/2	58 1/8		11	2	VSB6023TKA
A \$410							
<ul style="list-style-type: none"> • tackboard panels for above and below accessory rail • not required; add-on for convenience application • com ydg: 2 • upper tackboard height: 8 1/4" • lower tackboard height: 11 1/2" • coordinates with VS_1660DSO, VS_1660SO, VS_1660DSD and VS_1660SD • accessory rail sold separately, see page VS180 							B \$451
							C \$522
							D \$613
							E \$704
							F \$844
							G \$996
							H \$1,157
							I \$1,410
							J \$1,712
	Tackboard for Accessory Rail of 54" w Storage Overhead Cabinet 	1/2	52 1/8		10	2	VSB5423TKA
A \$384							
<ul style="list-style-type: none"> • tackboard panels for above and below accessory rail • not required; add-on for convenience application • com ydg: 2 • upper tackboard height: 8 1/4" • lower tackboard height: 11 1/2" • coordinates with VS_1654DSO, VS_1654SO, VS_1654DSD and VS_1654SD • accessory rail sold separately, see page VS180 							B \$418
							C \$480
							D \$560
							E \$639
							F \$763
							G \$895
							H \$1,037
							I \$1,257
							J \$1,522
	Tackboard for Accessory Rail of 48" w Storage Overhead Cabinet 	1/2	46 1/8		9	2	VSB4823TKA
A \$350							
<ul style="list-style-type: none"> • tackboard panels for above and below accessory rail • not required; add-on for convenience application • com ydg: 2 • upper tackboard height: 8 1/4" • lower tackboard height: 11 1/2" • coordinates with VS_1648DSO, VS_1648SO, VS_1648DSD and VS_1648SD • accessory rail sold separately, see page VS180 							B \$386
							C \$448
							D \$528
							E \$607
							F \$730
							G \$863
							H \$1,003
							I \$1,225
							J \$1,489

Description	D	W	H	CTN WT	CU FT	① Model	List Price Per Grade
Tackboard for Accessory Rail of 42" w Storage Overhead Cabinet 	1/2			8	2	VSB4223TKA	COM \$307 A \$322 B \$353 C \$406 D \$474 E \$541 F \$647 G \$761 H \$882 I \$1,072 J \$1,299
	<ul style="list-style-type: none"> tackboard panels for above and below accessory rail not required; add-on for convenience application com ydg: 2 upper tackboard height: 8 1/4" lower tackboard height: 11 1/2" coordinates with VS_1642DSO, VS_1642SO, VS_1642DSD and VS_1642SD accessory rail sold separately, see page VS180 						
Tackboard for Accessory Rail of 36" w Storage Overhead Cabinet 	1/2	34 7/8		7	2	VSB3623TKA	COM \$282 A \$295 B \$320 C \$365 D \$421 E \$477 F \$566 G \$661 H \$761 I \$918 J \$1,108
	<ul style="list-style-type: none"> tackboard panels for above and below accessory rail not required; add-on for convenience application com ydg: 1 upper tackboard height: 8 1/4" lower tackboard height: 11 1/2" coordinates with VS_1636DSO, VS_1636SO, VS_1636DSD and VS_1636SD accessory rail sold separately, see page VS180 						
Tackboard for Accessory Rail of 30" w Storage Overhead Cabinet 	1/2	28 7/8		6	1	VSB3023TKA	COM \$270 A \$283 B \$308 C \$351 D \$409 E \$466 F \$554 G \$648 H \$749 I \$907 J \$1,096
	<ul style="list-style-type: none"> tackboard panels for above and below accessory rail not required; add-on for convenience application com ydg: 1 upper tackboard height: 8 1/4" lower tackboard height: 11 1/2" coordinates with VS_1630DSO, VS_1630SO, VS_1630DSD and VS_1630SD accessory rail sold separately, see page VS180 						

To Order, Specify:
 ① Model Number
 ② Fabric Selection: vendor, pattern, color

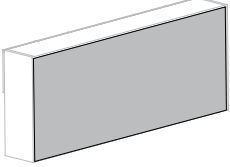
Description	D	W	H	CTN WT	CU FT	① Model	List Price
	¾	106 ½	3 ¼	9	3	VSB108AR	\$487
	¾	100 ½	3 ¼	8	3	VSB102AR	\$467
	¾	94 ½	3 ¼	7	3	VSB96AR	\$429
	¾	88 ½	3 ¼	7	3	VSB90AR	\$409
	¾	82 ½	3 ¼	6	2	VSB84AR	\$389
	¾	76 ½	3 ¼	6	2	VSB78AR	\$371
	¾	70 ½	3 ¼	5	2	VSB72AR	\$350
	¾	64 ½	3 ¼	4	2	VSB66AR	\$333
	¾	58 ½	3 ¼	4	2	VSB60AR	\$313
	¾	52 ½	3 ¼	4	2	VSB54AR	\$293
	¾	46 ½	3 ¼	3	2	VSB48AR	\$276
	¾	40 ½	3 ¼	3	1	VSB42AR	\$258
	¾	34 ½	3 ¼	3	1	VSB36AR	\$238
	¾	28 ½	3 ¼	2	1	VSB30AR	\$218

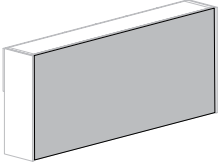
· used within overhead units for accessory tools

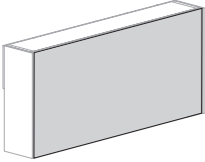
Description	D	W	H	CTN WT	CU FT	① Model	List Price
Upright Tray  • pen and gadget cup • Arctic Silver finish	1 9/16	3 1/8	3 9/16	1	1	AC203CUP	\$105
Small Tray  • tray for paper clips and other small items • Arctic Silver finish	3 5/16	2 11/16	0 7/8	1	1	AC403TRAY	\$80
Pencil Tray  • tray for pencils and other small items • Arctic Silver finish	3 5/16	7 11/16	0 7/8	1	1	AC408TRAY	\$97
Paper Tray  • tray for 8 1/2" x 11" letter paper size • Arctic Silver finish	9 7/16	13 3/16	0 7/8	2	1	AC912PAP	\$148
File Hanger  • file hanger for 8 1/2" x 11" letter size hanging file folders • Arctic Silver finish	2 13/16	12 3/16	4	1	1	AC313FILE	\$140

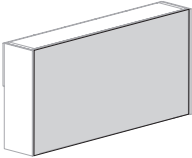
To Order, Specify:

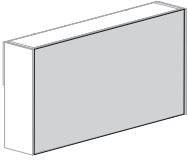
① Model Number	Laminate - VST	Veneer - VSV	
	② Worksurface Material (see page VI3) a.) TFL b.) HPL ③ Laminate Color (see page VI3) a.) Worksurface Color b.) Chassis Color c.) Drawer Color	② Wood Species - Cherry (CH1), Maple (MA1) Walnut (WA1), Black Oak (BO1) or Double Cut (DC1) (see page VI1) ③ Finish Color (see page VI1)	④ Edge Profile (see page VI4) ⑤ Pull Style and Color (see page VI4) ⑥ Optional Grommet Location & Color - Matte Black (MBK) or Arctic Silver (ASL) (see page VI6) ⑦ Other Product Options (see page VI110) ⑧ Accessories (see page VS314) ⑨ Power and Data Options (see page VS324)

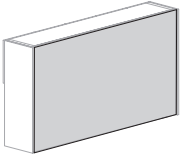
Description	D	W	H	CTN WT	CU FT	① Model	List Price Per Grade
Tackboard for Back of 108" w Storage Overhead Cabinet	½	106⅞	41⅞	38	11	VSB10842TKB	COM \$730
							A \$763
<ul style="list-style-type: none"> · for use with 108" w storage overhead cabinet · com ydg: 3 							B \$829
							C \$944
							D \$1,092
							E \$1,240
							F \$1,469
							G \$1,714
							H \$1,977
							I \$2,388
							J \$2,878

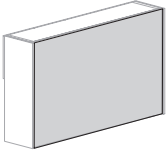
Tackboard for Back of 102" w Storage Overhead Cabinet	½	100⅞	41⅞	36	11	VSB10242TKB	COM \$710
							A \$744
<ul style="list-style-type: none"> · for use with 102" w storage overhead cabinet · com ydg: 3 							B \$809
							C \$925
							D \$1,072
							E \$1,219
							F \$1,449
							G \$1,695
							H \$1,957
							I \$2,367
							J \$2,858

Tackboard for Back of 96" w Storage Overhead Cabinet	½	94⅞	41⅞	34	10	VSB9642TKB	COM \$644
							A \$674
<ul style="list-style-type: none"> · for use with 96" w storage overhead cabinet · com ydg: 3 							B \$735
							C \$841
							D \$977
							E \$1,113
							F \$1,325
							G \$1,553
							H \$1,794
							I \$2,172
							J \$2,626

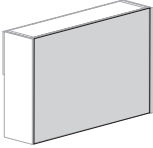
Tackboard for Back of 90" w Storage Overhead Cabinet	½	88⅞	41⅞	32	9	VSB9042TKB	COM \$643
							A \$673
<ul style="list-style-type: none"> · for use with 90" w storage overhead cabinet · com ydg: 3 							B \$734
							C \$840
							D \$975
							E \$1,112
							F \$1,324
							G \$1,550
							H \$1,792
							I \$2,171
							J \$2,625

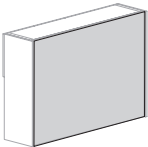
Description	D	W	H	CTN WT	CU FT	① Model	List Price Per Grade
Tackboard for Back of 84" w Storage Overhead Cabinet	1/2	82 1/8	41 1/8	30	9	VSB8442TKB	COM \$602
							A \$631
<ul style="list-style-type: none"> · for use with 84" w storage overhead cabinet · com ydg: 3 							B \$685
							C \$783
							D \$907
							E \$1,033
							F \$1,227
							G \$1,434
							H \$1,657
							I \$2,003
							J \$2,419

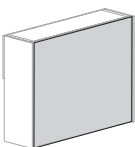
Tackboard for Back of 78" w Storage Overhead Cabinet	1/2	76 1/8	41 1/8	28	8	VSB7842TKB	COM \$560
							A \$585
<ul style="list-style-type: none"> · for use with 78" w storage overhead cabinet · com ydg: 3 							B \$636
							C \$724
							D \$837
							E \$951
							F \$1,126
							G \$1,316
							H \$1,518
							I \$1,834
							J \$2,212

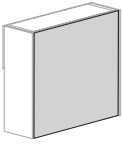
Tackboard for Back of 72" w Storage Overhead Cabinet	1/2	70 1/8	41 1/8	26	8	VSB7242TKB	COM \$526
							A \$549
<ul style="list-style-type: none"> · for use with 72" w storage overhead cabinet · com ydg: 2 							B \$593
							C \$673
							D \$775
							E \$877
							F \$1,036
							G \$1,206
							H \$1,388
							I \$1,671
							J \$2,013

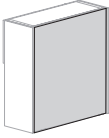
To Order, Specify:
 ① Model Number
 ② Fabric Selection: vendor, pattern, color

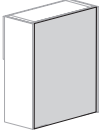
Description	D	W	H	CTN WT	CU FT	① Model	List Price Per Grade
Tackboard for Back of 66" w Storage Overhead Cabinet · for use with 66" w storage overhead cabinet · com ydg: 2 	1/2	64 1/8	41 1/8	23	7	VSB6642TKB	COM \$492
	A \$512						
	B \$553						
	C \$623						
	D \$714						
	E \$805						
	F \$947						
	G \$1,097						
	H \$1,259						
	I \$1,511						
	J \$1,813						

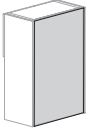
Tackboard for Back of 60" w Storage Overhead Cabinet · for use with 60" w storage overhead cabinet · com ydg: 2 	1/2	58 1/8	41 1/8	21	7	VSB6042TKB	COM \$471
	A \$491						
	B \$531						
	C \$602						
	D \$694						
	E \$784						
	F \$926						
	G \$1,076						
	H \$1,239						
	I \$1,491						
	J \$1,792						

Tackboard for Back of 54" w Storage Overhead Cabinet · for use with 54" w storage overhead cabinet · com ydg: 2 	1/2	52 1/8	41 1/8	19	6	VSB5442TKB	COM \$435
	A \$454						
	B \$490						
	C \$551						
	D \$631						
	E \$709						
	F \$833						
	G \$966						
	H \$1,107						
	I \$1,328						
	J \$1,593						

Tackboard for Back of 48" w Storage Overhead Cabinet · for use with 48" w storage overhead cabinet · com ydg: 2 	1/2	46 1/8	41 1/8	17	5	VSB4842TKB	COM \$389
	A \$406						
	B \$442						
	C \$504						
	D \$583						
	E \$662						
	F \$785						
	G \$917						
	H \$1,059						
	I \$1,280						
	J \$1,545						

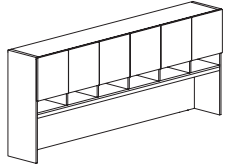
Description	D	W	H	CTN WT	CU FT	① Model	List Price Per Grade
Tackboard for Back of 42" w Storage Overhead Cabinet	1/2	40 1/8	41 1/8	15	5	VSB4242TKB	COM \$355
	<ul style="list-style-type: none"> · for use with 42" w storage overhead cabinet · com ydg: 2 						A \$370
							B \$401
							C \$453
							D \$522
							E \$590
							F \$696
							G \$809
							H \$930
							I \$1,119
							J \$1,347

Tackboard for Back of 36" w Storage Overhead Cabinet	1/2	34 1/8	41 1/8	13	5	VSB3642TKB	COM \$319
	<ul style="list-style-type: none"> · for use with 36" w storage overhead cabinet · com ydg: 1 						A \$331
							B \$356
							C \$401
							D \$457
							E \$514
							F \$602
							G \$697
							H \$798
							I \$955
							J \$1,144

Tackboard for Back of 30" w Storage Overhead Cabinet	1/2	28 1/8	41 1/8	11	4	VSB3042TKB	COM \$298
	<ul style="list-style-type: none"> · for use with 30" w storage overhead cabinet · com ydg: 1 						A \$310
							B \$336
							C \$380
							D \$436
							E \$493
							F \$581
							G \$676
							H \$778
							I \$935
							J \$1,123

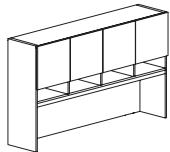
To Order, Specify:
 ① Model Number
 ② Fabric Selection: vendor, pattern, color

Description	D	W	H	CTN WT	CU FT	① Model	Laminate		Flat Cut Veneer			Double Cut Veneer		
							Laminate Door	Alum. Frm Glass Door	Veneer Door	Alum. Frm Glass Door	Wood Frm Glass Door	Veneer Door	Alum. Frm Glass Door	Wood Frm Glass Door
Storage Overhead Cabinet with Six Doors and Cubbies	16 ³ / ₁₆	107 ³ / ₄	42 ¹ / ₂	48	51	VST16108SOC	\$2,861	\$4,258						
	16 ³ / ₁₆	107 ³ / ₄	42 ¹ / ₂	372	51	VSV16108SOC			\$5,564	\$6,961	\$6,054	\$6,118	\$7,515	\$6,608
	16 ³ / ₁₆	101 ³ / ₄	42 ¹ / ₂	352	48	VST16102SOC	\$2,709	\$4,068						
	16 ³ / ₁₆	101 ³ / ₄	42 ¹ / ₂	352	48	VSV16102SOC			\$5,243	\$6,602	\$5,733	\$5,769	\$7,128	\$6,259
	16 ³ / ₁₆	95 ³ / ₄	42 ¹ / ₂	331	45	VST1696SOC	\$2,566	\$3,891						
	16 ³ / ₁₆	95 ³ / ₄	42 ¹ / ₂	331	45	VSV1696SOC			\$4,941	\$6,266	\$5,431	\$5,434	\$6,759	\$5,924
	16 ³ / ₁₆	89 ³ / ₄	42 ¹ / ₂	311	43	VST1690SOC	\$2,430	\$3,718						
	16 ³ / ₁₆	89 ³ / ₄	42 ¹ / ₂	311	43	VSV1690SOC			\$4,495	\$5,783	\$4,985	\$4,945	\$6,233	\$5,435



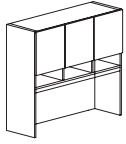
- select door style
- aluminum frame door offered in both frosted or white back painted glass, specify when ordering
- white markerboard doors available, specify and add \$619 list to laminate or veneer door price
- locking available on laminate or wood doors, specify and add \$112 list; glass doors are non-locking
- small grommet in top of back to fit LED lights
- tackboards available, see pages VS196-VS199 or VS200-VS203
- task lights available, see pages VS304-VS305
- 19" vertical clearance from desk top to bottom of valance rail
- pulls not available

Description	D	W	H	CTN WT	CU FT	① Model	Laminate		Flat Cut Veneer			Double Cut Veneer		
							Laminate Door	Alum. Frm Glass Door	Veneer Door	Alum. Frm Glass Door	Wood Frm Glass Door	Veneer Door	Alum. Frm Glass Door	Wood Frm Glass Door
Storage Overhead Cabinet with Four Doors and Cubbies	16 ³ / ₁₆	83 ³ / ₄	42 ¹ / ₂	279	40	VST1684SOC	\$2,303	\$3,308						
	16 ³ / ₁₆	83 ³ / ₄	42 ¹ / ₂	279	40	VSV1684SOC			\$4,091	\$5,096	\$4,521	\$4,500	\$5,505	\$4,930
	16 ³ / ₁₆	77 ³ / ₄	42 ¹ / ₂	264	37	VST1678SOC	\$2,179	\$3,149						
	16 ³ / ₁₆	77 ³ / ₄	42 ¹ / ₂	264	37	VSV1678SOC			\$3,770	\$4,740	\$4,200	\$4,146	\$5,116	\$4,576
	16 ³ / ₁₆	71 ³ / ₄	42 ¹ / ₂	248	34	VST1672SOC	\$2,062	\$2,993						
	16 ³ / ₁₆	71 ³ / ₄	42 ¹ / ₂	248	34	VSV1672SOC			\$3,471	\$4,402	\$3,901	\$3,817	\$4,748	\$4,247
	16 ³ / ₁₆	65 ³ / ₄	42 ¹ / ₂	234	32	VST1666SOC	\$1,953	\$2,848						
	16 ³ / ₁₆	65 ³ / ₄	42 ¹ / ₂	234	32	VSV1666SOC			\$3,281	\$4,176	\$3,711	\$3,612	\$4,507	\$4,042
	16 ³ / ₁₆	59 ³ / ₄	42 ¹ / ₂	218	29	VST1660SOC	\$1,863	\$2,722						
	16 ³ / ₁₆	59 ³ / ₄	42 ¹ / ₂	218	29	VSV1660SOC			\$3,107	\$3,966	\$3,537	\$3,417	\$4,276	\$3,847
	16 ³ / ₁₆	53 ³ / ₄	42 ¹ / ₂	198	26	VST1654SOC	\$1,770	\$2,592						
16 ³ / ₁₆	53 ³ / ₄	42 ¹ / ₂	198	26	VSV1654SOC			\$2,962	\$3,784	\$3,392	\$3,259	\$4,081	\$3,689	



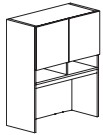
- select door style
- aluminum frame door offered in both frosted or white back painted glass, specify when ordering
- white markerboard doors available, specify and add \$543 list to laminate or veneer door price
- locking available on laminate or wood doors, specify and add \$77 list; glass doors are non-locking
- small grommet in top of back to fit LED lights
- tackboards available, see pages VS196-VS199 or VS200-VS203
- task lights available, see pages VS304-VS305
- 19" vertical clearance from desk top to bottom of valance rail
- pulls not available

Description	D	W	H	CTN WT	CU FT	① Model	Laminate		Flat Cut Veneer			Double Cut Veneer		
							Laminate Door	Alum. Frm Glass Door	Veneer Door	Alum. Frm Glass Door	Wood Glass Door	Veneer Door	Alum. Frm Glass Door	Wood Frm Glass Door
Storage Overhead Cabinet with Three Doors and Cubbies	16 3/16	47 3/4	42 1/2	174	23	VST1648SOCR	\$1,685	\$2,348						
	16 3/16	47 3/4	42 1/2	174	23	VSV1648SOCR			\$2,838	\$3,501	\$3,140	\$3,122	\$3,785	\$3,424
	16 3/16	47 3/4	42 1/2	174	23	VST1648SOCL	\$1,685	\$2,348						
	16 3/16	47 3/4	42 1/2	174	23	VSV1648SOCL			\$2,838	\$3,501	\$3,140	\$3,122	\$3,785	\$3,424
	16 3/16	41 3/4	42 1/2	153	21	VST1642SOCR	\$1,600	\$2,226						
	16 3/16	41 3/4	42 1/2	153	21	VSV1642SOCR			\$2,725	\$3,351	\$3,027	\$3,000	\$3,626	\$3,302
	16 3/16	41 3/4	42 1/2	153	21	VST1642SOCL	\$1,600	\$2,226						
	16 3/16	41 3/4	42 1/2	153	21	VSV1642SOCL			\$2,725	\$3,351	\$3,027	\$3,000	\$3,626	\$3,302



- select door style
- aluminum frame door offered in both frosted or white back painted glass, specify when ordering
- white markerboard doors available, specify and add \$382 list to laminate or veneer door price
- locking available on laminate or wood doors, specify and add \$72 list; glass doors are non-locking
- small grommet in top of back to fit LED lights
- tackboards available, see pages VS196-VS199 or VS200-VS203
- task lights available, see pages VS304-VS305
- 19" vertical clearance from desk top to bottom of valance rail
- right door configuration - 1 door hinges left and 2 doors hinge right
- left door configuration - 1 door hinges right and 2 doors hinge left
- pulls not available

Description	D	W	H	CTN WT	CU FT	① Model	Laminate		Flat Cut Veneer			Double Cut Veneer		
							Laminate Door	Alum. Frm Glass Door	Veneer Door	Alum. Frm Glass Door	Wood Frm Glass Door	Veneer Door	Alum. Frm Glass Door	Wood Frm Glass Door
Storage Overhead Cabinet with Two Doors and Cubbies	16 3/16	35 3/4	42 1/2	130	18	VST1636SOC	\$1,521	\$1,988						
	16 3/16	35 3/4	42 1/2	130	18	VSV1636SOC			\$2,621	\$3,088	\$2,801	\$2,884	\$3,351	\$3,064
	16 3/16	29 3/4	42 1/2	114	15	VST1630SOC	\$1,448	\$1,879						
	16 3/16	29 3/4	42 1/2	114	15	VSV1630SOC			\$2,542	\$2,973	\$2,722	\$2,796	\$3,227	\$2,976

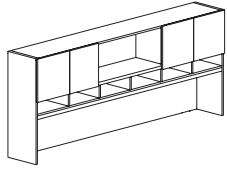


- select door style
- aluminum frame door offered in both frosted or white back painted glass, specify when ordering
- white markerboard doors available, specify and add \$619 list to laminate or veneer door price
- locking available on laminate or wood doors, specify and add \$45 list; glass doors are non-locking
- small grommet in top of back to fit LED lights
- tackboards available, see pages VS196-VS199 or VS200-VS203
- task lights available, see pages VS304-VS305
- 19" vertical clearance from desk top to bottom of valance rail
- pulls not available

To Order, Specify:

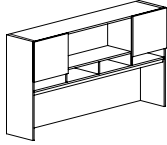
- | | | | |
|---------------------------------------|--|---|---|
| ① Model Number | Laminate - VST | Veneer - VSV | |
| ② Worksurface Material (see page VI3) | ② Wood Species - Cherry (CH1), Maple (MA1)
a.) TFL
b.) HPL | ② Wood Species - Cherry (CH1), Maple (MA1)
Walnut (WA1), Black Oak (BO1) or
Double Cut (DC1) (see page VI1) | ④ Edge Profile (see page VI4) |
| ③ Laminate Color (see page VI3) | ③ Finish Color (see page VI1) | | ⑤ Pull Style and Color (see page VI4) |
| a.) Worksurface Color | | | ⑥ Optional Grommet Location & Color -
Matte Black (MBK) or Arctic Silver (ASL)
(see page VI6) |
| b.) Chassis Color | | | ⑦ Other Product Options (see page VI110) |
| c.) Drawer Color | | | ⑧ Accessories (see page VS314) |
| | | | ⑨ Power and Data Options (see page VS324) |

Description	D	W	H	CTN WT	CU FT	① Model	Laminate		Flat Cut Veneer			Double Cut Veneer		
							Laminate Door	Alum. Frm Glass Door	Veneer Door	Alum. Frm Glass Door	Wood Frm Glass Door	Veneer Door	Alum. Frm Glass Door	Wood Frm Glass Door
Storage Overhead Cabinet with Four Doors, Open Center Shelf and Cubbies	16 ³ / ₁₆	107 ³ / ₄	42 ¹ / ₂	317	51	VST16108SMOC	\$2,780	\$3,716						
	16 ³ / ₁₆	107 ³ / ₄	42 ¹ / ₂	317	51	VSV16108SMOC			\$5,420	\$6,356	\$5,850	\$5,963	\$6,899	\$6,393
	16 ³ / ₁₆	101 ³ / ₄	42 ¹ / ₂	299	48	VST16102SMOC	\$2,626	\$3,537						
	16 ³ / ₁₆	101 ³ / ₄	42 ¹ / ₂	299	48	VSV16102SMOC			\$5,102	\$6,013	\$5,532	\$5,613	\$6,524	\$6,043
	16 ³ / ₁₆	95 ³ / ₄	42 ¹ / ₂	281	45	VST1696SMOC	\$2,486	\$3,652						
	16 ³ / ₁₆	95 ³ / ₄	42 ¹ / ₂	281	45	VSV1696SMOC			\$4,799	\$5,965	\$5,229	\$5,278	\$6,444	\$5,708
	16 ³ / ₁₆	89 ³ / ₄	42 ¹ / ₂	263	43	VST1690SMOC	\$2,349	\$3,482						
	16 ³ / ₁₆	89 ³ / ₄	42 ¹ / ₂	263	43	VSV1690SMOC			\$4,354	\$5,487	\$4,784	\$4,788	\$5,921	\$5,218



- select door style
- aluminum frame door offered in both frosted or white back painted glass, specify when ordering
- white markerboard doors available, specify and add \$543 list to laminate or veneer door price
- locking available on laminate or wood doors, specify and add \$77 list; glass doors are non-locking
- small grommet in top of back to fit LED lights
- tackboards available, see pages VS196-VS199 or VS200-VS203
- task lights available, see pages VS304-VS305
- 19" vertical clearance from desk top to bottom of valance rail
- pulls not available

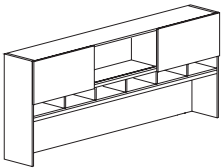
Description	D	W	H	CTN WT	CU FT	① Model	Laminate		Flat Cut Veneer			Double Cut Veneer		
							Laminate Door	Alum. Frm Glass Door	Veneer Door	Alum. Frm Glass Door	Wood Glass Door	Veneer Door	Alum. Frm Glass Door	Wood Frm Glass Door
Storage Overhead Cabinet with Two Doors, Open Center Shelf and Cubbies	16 3/16	83 3/4	42 1/2	234	40	VST1684SMOC	\$2,221	\$2,725						
	16 3/16	83 3/4	42 1/2	234	40	VSV1684SMOC			\$3,947	\$4,451	\$4,127	\$4,346	\$4,850	\$4,526
	16 3/16	77 3/4	42 1/2	221	37	VST1678SMOC	\$2,097	\$2,584						
	16 3/16	77 3/4	42 1/2	221	37	VSV1678SMOC			\$3,628	\$4,115	\$3,808	\$3,991	\$4,478	\$4,171
	16 3/16	71 3/4	42 1/2	208	34	VST1672SMOC	\$1,982	\$2,449						
	16 3/16	71 3/4	42 1/2	208	34	VSV1672SMOC			\$3,329	\$3,796	\$3,509	\$3,662	\$4,129	\$3,842
	16 3/16	65 3/4	42 1/2	196	32	VST1666SMOC	\$1,871	\$2,319						
	16 3/16	65 3/4	42 1/2	196	32	VSV1666SMOC			\$3,142	\$3,590	\$3,322	\$3,455	\$3,903	\$3,635
	16 3/16	59 3/4	42 1/2	183	29	VST1660SMOC	\$1,782	\$2,213						
	16 3/16	59 3/4	42 1/2	183	29	VSV1660SMOC			\$2,965	\$3,396	\$3,145	\$3,262	\$3,693	\$3,442
	16 3/16	55 3/4	42 1/2	165	26	VST1654SMOC	\$1,689	\$2,102						
	16 3/16	55 3/4	42 1/2	165	26	VSV1654SMOC			\$2,819	\$3,232	\$2,999	\$3,102	\$3,515	\$3,282



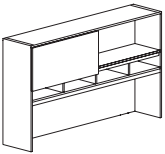
- select door style
- aluminum frame door offered in both frosted or white back painted glass, specify when ordering
- white markerboard doors available, specify and add \$543 list to laminate or veneer door price
- locking available on laminate or wood doors, specify and add \$77 list; glass doors are non-locking
- small grommet in top of back to fit LED lights
- tackboards available, see pages VS196-VS199 or VS200-VS203
- task lights available, see pages VS304-VS305
- 19" vertical clearance from desk top to bottom of valance rail
- pulls not available

To Order, Specify:

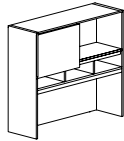
① Model Number	Laminate - VST	Veneer - VSV	
	② Worksurface Material (see page VI3) a.) TFL b.) HPL	② Wood Species - Cherry (CH1), Maple (MA1) Walnut (WA1), Black Oak (BO1) or Double Cut (DC1) (see page VI1)	④ Edge Profile (see page VI4)
	③ Laminate Color (see page VI3) a.) Worksurface Color b.) Chassis Color c.) Drawer Color	③ Finish Color (see page VI1)	⑤ Pull Style and Color (see page VI4)
			⑥ Optional Grommet Location & Color - Matte Black (MBK) or Arctic Silver (ASL) (see page VI6)
			⑦ Other Product Options (see page VI110)
			⑧ Accessories (see page VS314)
			⑨ Power and Data Options (see page VS324)

Description	D	W	H	CTN WT	CU FT	① Model	Laminate	Flat Cut Veneer	Double Cut Veneer
Storage Overhead Cabinet with Two Sliding Doors and Cubbies 	16 3/16	107 3/4	42 1/2	48	51	VST16108SDC	\$3,279		
	16 3/16	107 3/4	42 1/2	372	51	VSV16108SDC		\$5,937	\$6,531
	16 3/16	101 3/4	42 1/2	352	48	VST16102SDC	\$3,121		
	16 3/16	101 3/4	42 1/2	352	48	VSV16102SDC		\$5,540	\$6,094
	16 3/16	95 3/4	42 1/2	331	45	VST1696SDC	\$2,967		
	16 3/16	95 3/4	42 1/2	331	45	VSV1696SDC		\$5,159	\$5,677
	16 3/16	89 3/4	42 1/2	311	43	VST1690SDC	\$2,825		
	16 3/16	89 3/4	42 1/2	311	43	VSV1690SDC		\$4,790	\$5,268

- white markerboard doors available, specify and add \$417 list to laminate or veneer door price
- locking not available
- small grommet in top of back to fit LED lights
- tackboards available, see pages VS196-VS199 or VS200-VS203
- task lights available, see pages VS304-VS305
- 19" vertical clearance from desk top to bottom of valance rail
- pulls not available

Storage Overhead Cabinet with Sliding Door and Cubbies 	16 3/16	83 3/4	42 1/2	279	40	VST1684SDC	\$2,686		
	16 3/16	83 3/4	42 1/2	279	40	VSV1684SDC		\$4,311	\$4,742
	16 3/16	77 3/4	42 1/2	264	37	VST1678SDC	\$2,554		
	16 3/16	77 3/4	42 1/2	264	37	VSV1678SDC		\$4,051	\$4,459
	16 3/16	71 3/4	42 1/2	248	34	VST1672SDC	\$2,430		
	16 3/16	71 3/4	42 1/2	248	34	VSV1672SDC		\$3,762	\$4,138
	16 3/16	65 3/4	42 1/2	234	32	VST1666SDC	\$2,311		
	16 3/16	65 3/4	42 1/2	234	32	VSV1666SDC		\$3,611	\$3,971
	16 3/16	59 3/4	42 1/2	218	29	VST1660SDC	\$2,216		
	16 3/16	59 3/4	42 1/2	218	29	VSV1660SDC		\$3,470	\$3,814
	16 3/16	55 3/4	42 1/2	198	26	VST1654SDC	\$2,118		
	16 3/16	55 3/4	42 1/2	198	26	VSV1654SDC		\$3,351	\$3,689

- white markerboard door available, specify and add \$209 list to laminate or veneer door price
- locking not available
- small grommet in top of back to fit LED lights
- tackboards available, see pages VS196-VS199 or VS200-VS203
- task lights available, see pages VS304-VS305
- 19" vertical clearance from desk top to bottom of valance rail
- pulls not available

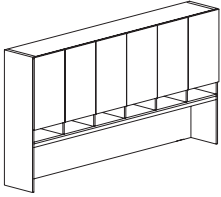
Description	D	W	H	CTN WT	CU FT	① Model	Laminate	Flat Cut Veneer	Double Cut Veneer
Storage Overhead Cabinet with Sliding Door and Cubbies 	16 3/16	47 3/4	42 1/2	174	23	VST1648SDC	\$2,025		
	16 3/16	47 3/4	42 1/2	174	23	VSV1648SDC		\$3,157	\$3,475
	16 3/16	41 3/4	42 1/2	153	21	VST1642SDC	\$1,940		
	16 3/16	41 3/4	42 1/2	153	21	VSV1642SDC		\$3,069	\$3,376
	16 3/16	35 3/4	42 1/2	130	18	VST1636SDC	\$1,859		
	16 3/16	35 3/4	42 1/2	130	18	VSV1636SDC		\$2,924	\$3,217
	16 3/16	29 3/4	42 1/2	114	15	VST1630SDC	\$1,837		
	16 3/16	29 3/4	42 1/2	114	15	VSV1630SDC		\$2,771	\$3,048

- white markerboard door available, specify and add \$209 list to laminate or veneer door price
- locking not available
- small grommet in top of back to fit LED lights
- tackboards available, see pages VS196-VS199 or VS200-VS203
- task lights available, see pages VS304-VS305
- 19" vertical clearance from desk top to bottom of valance rail
- pulls not available

To Order, Specify:

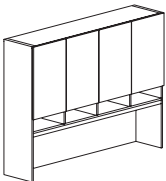
① Model Number	Laminate - VST	Veneer - VSV	
	② Worksurface Material (see page VI3) a.) TFL b.) HPL	② Wood Species - Cherry (CH1), Maple (MA1) Walnut (WA1), Black Oak (BO1) or Double Cut (DC1) (see page VI1)	④ Edge Profile (see page VI4)
	③ Laminate Color (see page VI3) a.) Worksurface Color b.) Chassis Color c.) Drawer Color	③ Finish Color (see page VI1)	⑤ Pull Style and Color (see page VI4)
			⑥ Optional Grommet Location & Color - Matte Black (MBK) or Arctic Silver (ASL) (see page VI6)
			⑦ Other Product Options (see page VI110)
			⑧ Accessories (see page VS314)
			⑨ Power and Data Options (see page VS324)

Description	D	W	H	CTN WT	CU FT	① Model	Laminate		Flat Cut Veneer			Double Cut Veneer		
							Laminate Door	Alum. Frm Glass Door	Veneer Door	Alum. Frm Glass Door	Wood Frm Glass Door	Veneer Door	Alum. Frm Glass Door	Wood Frm Glass Door
Double Height Storage Overhead Cabinet with Six Doors and Cubbies	16 ³ / ₁₆	107 ³ / ₄	54 ¹ / ₂	466	65	VST16108DSOC	\$3,435	\$5,278						
	16 ³ / ₁₆	107 ³ / ₄	54 ¹ / ₂	466	65	VSV16108DSOC			\$6,239	\$8,082	\$7,041	\$6,864	\$8,707	\$7,666
	16 ³ / ₁₆	101 ³ / ₄	54 ¹ / ₂	441	61	VST16102DSOC	\$3,266	\$5,058						
	16 ³ / ₁₆	101 ³ / ₄	54 ¹ / ₂	441	61	VSV16102DSOC			\$5,882	\$7,674	\$6,684	\$6,470	\$8,262	\$7,272
	16 ³ / ₁₆	95 ³ / ₄	54 ¹ / ₂	415	58	VST1696DSOC	\$3,106	\$4,846						
	16 ³ / ₁₆	95 ³ / ₄	54 ¹ / ₂	415	58	VSV1696DSOC			\$5,531	\$7,271	\$6,333	\$6,082	\$7,822	\$6,884
	16 ³ / ₁₆	89 ³ / ₄	54 ¹ / ₂	389	54	VST1690DSOC	\$2,952	\$4,642						
	16 ³ / ₁₆	89 ³ / ₄	54 ¹ / ₂	389	54	VSV1690DSOC			\$5,295	\$6,985	\$6,097	\$5,823	\$7,513	\$6,625

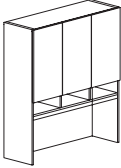


- select door style
- aluminum frame door offered in both frosted or white back painted glass, specify when ordering
- white markerboard doors available, specify and add \$1,014 list to laminate or veneer door price
- locking available on laminate or wood doors, specify and add \$112 list; glass doors are non-locking
- small grommet in top of back to fit LED lights
- tackboards available, see pages VS196-VS199 or VS200-VS203
- task lights available, see pages VS304-VS305
- 19" vertical clearance from desk top to bottom of valance rail
- pulls not available
- backside of unit intended to go against a wall, cabinet should be secured to a wall as a safety precaution

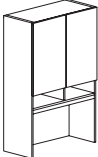
Description	D	W	H	CTN WT	CU FT	① Model	Laminate		Flat Cut Veneer			Double Cut Veneer		
							Laminate Door	Alum. Frm Glass Door	Veneer Door	Alum. Frm Glass Door	Wood Frm Glass Door	Veneer Door	Alum. Frm Glass Door	Wood Frm Glass Door
Double Height Storage Overhead Cabinet with Four Doors and Cubbies	16 ³ / ₁₆	83 ³ / ₄	54 ¹ / ₂	349	51	VST1684DSOC	\$2,808	\$4,138						
	16 ³ / ₁₆	83 ³ / ₄	54 ¹ / ₂	349	51	VSV1684DSOC			\$5,008	\$6,338	\$5,633	\$5,507	\$6,837	\$6,132
	16 ³ / ₁₆	77 ³ / ₄	54 ¹ / ₂	330	47	VST1678DSOC	\$2,670	\$3,951						
	16 ³ / ₁₆	77 ³ / ₄	54 ¹ / ₂	330	47	VSV1678DSOC			\$4,668	\$5,949	\$5,293	\$5,135	\$6,416	\$5,760
	16 ³ / ₁₆	71 ³ / ₄	54 ¹ / ₂	311	44	VST1672DSOC	\$2,537	\$3,765						
	16 ³ / ₁₆	71 ³ / ₄	54 ¹ / ₂	311	44	VSV1672DSOC			\$4,355	\$5,583	\$4,980	\$4,790	\$6,018	\$5,415
	16 ³ / ₁₆	65 ³ / ₄	54 ¹ / ₂	293	40	VST1666DSOC	\$2,400	\$3,580						
	16 ³ / ₁₆	65 ³ / ₄	54 ¹ / ₂	293	40	VSV1666DSOC			\$4,157	\$5,337	\$4,782	\$4,573	\$5,753	\$5,198
	16 ³ / ₁₆	59 ³ / ₄	54 ¹ / ₂	274	37	VST1660DSOC	\$2,311	\$3,439						
	16 ³ / ₁₆	59 ³ / ₄	54 ¹ / ₂	274	37	VSV1660DSOC			\$3,971	\$5,099	\$4,596	\$4,369	\$5,497	\$4,994
16 ³ / ₁₆	53 ³ / ₄	54 ¹ / ₂	248	33	VST1654DSOC	\$2,203	\$3,280							
16 ³ / ₁₆	53 ³ / ₄	54 ¹ / ₂	248	33	VSV1654DSOC			\$3,822	\$4,899	\$4,447	\$4,205	\$5,282	\$4,830	



- select door style
- aluminum frame door offered in both frosted or white back painted glass, specify when ordering
- white markerboard doors available, specify and add \$791 list to laminate or veneer door price
- locking available on laminate or wood doors, specify and add \$77 list; glass doors are non-locking
- small grommet in top of back to fit LED lights
- tackboards available, see pages VS196-VS199 or VS200-VS203
- task lights available, see pages VS304-VS305
- 19" vertical clearance from desk top to bottom of valance rail
- pulls not available
- backside of unit intended to go against a wall, cabinet should be secured to a wall as a safety precaution

Description	D	W	H	CTN WT	CU FT	① Model	Laminate		Flat Cut Veneer			Double Cut Veneer			
							Laminate Door	Alum. Frm Glass Door	Veneer Door	Alum. Frm Glass Door	Wood Frm Glass Door	Veneer Door	Alum. Frm Glass Door	Wood Frm Glass Door	
 Double Height Storage Overhead Cabinet with Three Doors and Cubbies	16 3/16	47 3/4	54 1/2	218	30	VST1648DSOCR	\$2,102	\$2,972							
	16 3/16	47 3/4	54 1/2	218	30	VSV1648DSOCR			\$3,584	\$4,454	\$3,998	\$3,943	\$4,813	\$4,357	
	16 3/16	47 3/4	54 1/2	218	30	VST1648DSOCL	\$2,102	\$2,972							
	16 3/16	47 3/4	54 1/2	218	30	VSV1648DSOCL			\$3,584	\$4,454	\$3,998	\$3,943	\$4,813	\$4,357	
	16 3/16	41 3/4	54 1/2	192	26	VST1642DSOCR	\$2,006	\$2,827							
	16 3/16	41 3/4	54 1/2	192	26	VSV1642DSOCR			\$3,471	\$4,292	\$3,885	\$3,817	\$4,638	\$4,231	
	16 3/16	41 3/4	54 1/2	192	26	VST1642DSOCL	\$2,006	\$2,827							
	16 3/16	41 3/4	54 1/2	192	26	VSV1642DSOCL			\$3,471	\$4,292	\$3,885	\$3,817	\$4,638	\$4,231	

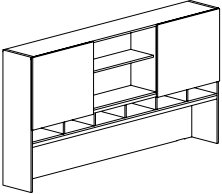
- select door style
- aluminum frame door offered in both frosted or white back painted glass, specify when ordering
- white markerboard doors available, specify and add \$523 list to laminate or veneer door price
- locking available on laminate or wood doors, specify and add \$72 list; glass doors are non-locking
- small grommet in top of back to fit LED lights
- tackboards available, see pages VS196-VS199 or VS200-VS203
- task lights available, see pages VS304-VS305
- 19" vertical clearance from desk top to bottom of valance rail
- right door configuration - 1 door hinges left and 2 doors hinge right
- left door configuration - 1 door hinges right and 2 doors hinge left
- pulls not available
- backside of unit intended to go against a wall, cabinet should be secured to a wall as a safety precaution

Description	D	W	H	CTN WT	CU FT	① Model	Laminate		Flat Cut Veneer			Double Cut Veneer			
							Laminate Door	Alum. Frm Glass Door	Veneer Door	Alum. Frm Glass Door	Wood Frm Glass Door	Veneer Door	Alum. Frm Glass Door	Wood Frm Glass Door	
 Double Height Storage Overhead Cabinet with Two Doors and Cubbies	16 3/16	35 3/4	54 1/2	163	23	VST1636DSOC	\$1,917	\$2,532							
	16 3/16	35 3/4	54 1/2	163	23	VSV1636DSOC			\$3,296	\$3,911	\$3,580	\$3,625	\$4,240	\$3,909	
	16 3/16	29 3/4	54 1/2	143	19	VST1630DSOC	\$1,833	\$2,397							
	16 3/16	29 3/4	54 1/2	143	19	VSV1630DSOC			\$3,220	\$3,784	\$3,504	\$3,543	\$4,107	\$3,827	

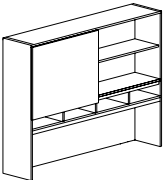
- select door style
- aluminum frame door offered in both frosted or white back painted glass, specify when ordering
- white markerboard doors available, specify and add \$359 list to laminate or veneer door price
- locking available on laminate or wood doors, specify and add \$45 list; glass doors are non-locking
- small grommet in top of back to fit LED lights
- tackboards available, see pages VS196-VS199 or VS200-VS203
- task lights available, see pages VS304-VS305
- 19" vertical clearance from desk top to bottom of valance rail
- pulls not available
- backside of unit intended to go against a wall, cabinet should be secured to a wall as a safety precaution

To Order, Specify:

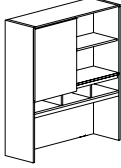
- | | | | |
|---------------------------------------|--|---|---|
| ① Model Number | Laminate - VST | Veneer - VSV | |
| ② Worksurface Material (see page VI3) | ② Wood Species - Cherry (CH1), Maple (MA1)
a.) TFL
b.) HPL | ② Edge Profile (see page VI4) | ⑤ Pull Style and Color (see page VI4) |
| ③ Laminate Color (see page VI3) | ③ Finish Color (see page VI1) | ⑥ Optional Grommet Location & Color -
Matte Black (MBK) or Arctic Silver (ASL)
(see page VI6) | ⑦ Other Product Options (see page VI110) |
| a.) Worksurface Color | | ⑧ Accessories (see page VS314) | ⑨ Power and Data Options (see page VS324) |
| b.) Chassis Color | | | |
| c.) Drawer Color | | | |

Description	D	W	H	CTN WT	CU FT	① Model	Laminate	Flat Cut Veneer	Double Cut Veneer
Double Height Storage Overhead Cabinet with Two Sliding Doors and Cubbies 	16 3/16	107 3/4	54 1/2	466	65	VST16108DSDC	\$3,838		
	16 3/16	107 3/4	54 1/2	466	65	VSV16108DSDC		\$6,471	\$7,119
	16 3/16	101 3/4	54 1/2	441	61	VST16102DSDC	\$3,666		
	16 3/16	101 3/4	54 1/2	441	61	VSV16102DSDC		\$6,149	\$6,764
	16 3/16	95 3/4	54 1/2	415	58	VST1696DSDC	\$3,502		
	16 3/16	95 3/4	54 1/2	415	58	VSV1696DSDC		\$5,933	\$6,527
	16 3/16	89 3/4	54 1/2	389	54	VST1690DSDC	\$3,345		
	16 3/16	89 3/4	54 1/2	389	54	VSV1690DSDC		\$5,650	\$6,215

- white markerboard doors available, specify and add \$551 list to laminate or veneer door price
- locking not available
- small grommet in top of back to fit LED lights
- tackboards available, see pages VS196-VS199 or VS200-VS203
- task lights available, see pages VS304-VS305
- 19" vertical clearance from desk top to bottom of valance rail
- pulls not available
- backside of unit intended to go against a wall, cabinet should be secured to a wall as a safety precaution

Double Height Storage Overhead Cabinet with Sliding Door and Cubbies 	16 3/16	83 3/4	54 1/2	349	51	VST1684DSDC	\$3,195		
	16 3/16	83 3/4	54 1/2	349	51	VSV1684DSDC		\$5,259	\$5,784
	16 3/16	77 3/4	54 1/2	330	47	VST1678DSDC	\$3,052		
	16 3/16	77 3/4	54 1/2	330	47	VSV1678DSDC		\$4,943	\$5,435
	16 3/16	71 3/4	54 1/2	311	44	VST1672DSDC	\$2,916		
	16 3/16	71 3/4	54 1/2	311	44	VSV1672DSDC		\$4,587	\$5,047
	16 3/16	65 3/4	54 1/2	293	40	VST1666DSDC	\$2,772		
	16 3/16	65 3/4	54 1/2	293	40	VSV1666DSDC		\$4,403	\$4,844
	16 3/16	59 3/4	54 1/2	274	37	VST1660DSDC	\$2,682		
	16 3/16	59 3/4	54 1/2	274	37	VSV1660DSDC		\$4,231	\$4,656
16 3/16	53 3/4	54 1/2	248	33	VST1654DSDC	\$2,575			
16 3/16	53 3/4	54 1/2	248	33	VSV1654DSDC		\$4,087	\$4,496	

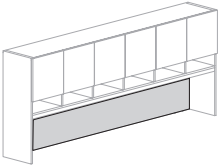
- white markerboard door available, specify and add \$277 list to laminate or veneer door price
- locking not available
- small grommet in top of back to fit LED lights
- tackboards available, see pages VS196-VS199 or VS200-VS203
- task lights available, see pages VS304-VS305
- 19" vertical clearance from desk top to bottom of valance rail
- pulls not available
- backside of unit intended to go against a wall, cabinet should be secured to a wall as a safety precaution

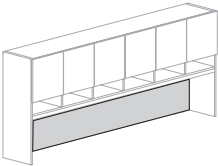
Description	D	W	H	CTN WT	CU FT	① Model	Laminate	Flat Cut Veneer	Double Cut Veneer
Double Height Storage Overhead Cabinet with Sliding Door and Cubbies 	16 3/16	47 3/4	54 1/2	218	30	VST1648DSDC	\$2,469		
	16 3/16	47 3/4	54 1/2	218	30	VSV1648DSDC		\$3,851	\$4,237
	16 3/16	41 3/4	54 1/2	192	26	VST1642DSDC	\$2,376		
	16 3/16	41 3/4	54 1/2	192	26	VSV1642DSDC		\$3,742	\$4,116
	16 3/16	35 3/4	54 1/2	163	23	VST1636DSDC	\$2,286		
	16 3/16	35 3/4	54 1/2	163	23	VSV1636DSDC		\$3,568	\$3,926
	16 3/16	29 3/4	54 1/2	143	19	VST1630DSDC	\$2,270		
	16 3/16	29 3/4	54 1/2	143	19	VSV1630DSDC		\$3,517	\$3,867

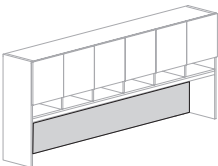
- white markerboard door available, specify and add \$277 list to laminate or veneer door price
- locking not available
- small grommet in top of back to fit LED lights
- tackboards available, see pages VS196-VS199 or VS200-VS203
- task lights available, see pages VS304-VS305
- 19" vertical clearance from desk top to bottom of valance rail
- pulls not available
- backside of unit intended to go against a wall, cabinet should be secured to a wall as a safety precaution

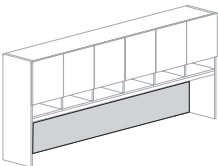
To Order, Specify:

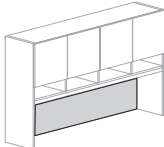
① Model Number	Laminate - VST	Veneer - VSV	
	② Worksurface Material (see page VI3) a.) TFL b.) HPL ③ Laminate Color (see page VI3) a.) Worksurface Color b.) Chassis Color c.) Drawer Color	② Wood Species - Cherry (CH1), Maple (MA1) Walnut (WA1), Black Oak (BO1) or Double Cut (DC1) (see page VI1) ③ Finish Color (see page VI1)	④ Edge Profile (see page VI4) ⑤ Pull Style and Color (see page VI4) ⑥ Optional Grommet Location & Color - Matte Black (MBK) or Arctic Silver (ASL) (see page VI6) ⑦ Other Product Options (see page VI110) ⑧ Accessories (see page VS314) ⑨ Power and Data Options (see page VS324)

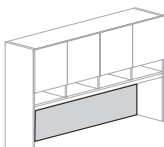
Description	D	W	H	CTN WT	CU FT	① Model	List Price Per Grade
Tackboard for Front of 108" w Storage Overhead Cabinet with Cubbies · for use with 108" w overhead · com ydg: 3 	1/2	106 1/8	19 1/2	19	6	VSB10820TKC	COM \$495
							A \$528
							B \$593
							C \$708
							D \$855
							E \$1,003
							F \$1,232
							G \$1,479
							H \$1,741
							I \$2,151
							J \$2,643

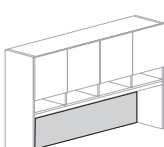
Tackboard for Front of 102" w Storage Overhead Cabinet with Cubbies · for use with 102" w overhead · com ydg: 3 	1/2	100 1/8	19 1/2	18	6	VSB10220TKC	COM \$483
							A \$516
							B \$581
							C \$697
							D \$844
							E \$991
							F \$1,221
							G \$1,468
							H \$1,729
							I \$2,139
							J \$2,631

Tackboard for Front of 96" w Storage Overhead Cabinet with Cubbies · for use with 96" w overhead · com ydg: 3 	1/2	94 1/8	19 1/2	17	5	VSB9620TKC	COM \$450
							A \$479
							B \$540
							C \$646
							D \$782
							E \$918
							F \$1,131
							G \$1,356
							H \$1,600
							I \$1,978
							J \$2,432

Tackboard for Front of 90" w Storage Overhead Cabinet with Cubbies · for use with 90" w overhead · com ydg: 3 	1/2	88 1/8	19 1/2	16	5	VSB9020TKC	COM \$443
							A \$474
							B \$535
							C \$640
							D \$777
							E \$913
							F \$1,124
							G \$1,351
							H \$1,594
							I \$1,972
							J \$2,426

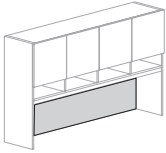
Description	D	W	H	CTN WT	CU FT	① Model	List Price Per Grade
Tackboard for Front of 84" w Storage Overhead Cabinet with Cubbies · for use with 84" w overhead · com ydg: 3 	1/2	82 1/8	19 1/2	15	5	VSB8420TKC	COM \$401
							A \$428
							B \$484
							C \$580
							D \$706
							E \$830
							F \$1,024
							G \$1,232
							H \$1,455
							I \$1,802
							J \$2,219

Tackboard for Front of 78" w Storage Overhead Cabinet with Cubbies · for use with 78" w overhead · com ydg: 3 	1/2	76 1/8	19 1/2	14	4	VSB7820TKC	COM \$377
							A \$403
							B \$453
							C \$541
							D \$654
							E \$768
							F \$946
							G \$1,134
							H \$1,336
							I \$1,651
							J \$2,030

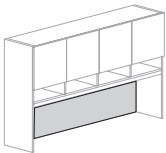
Tackboard for Front of 72" w Storage Overhead Cabinet with Cubbies · for use with 72" w overhead · com ydg: 2 	1/2	70 1/8	19 1/2	13	4	VSB7220TKC	COM \$353
							A \$375
							B \$421
							C \$500
							D \$602
							E \$705
							F \$864
							G \$1,034
							H \$1,216
							I \$1,499
							J \$1,839

To Order, Specify:
 ① Model Number
 ② Fabric Selection: vendor, pattern, color

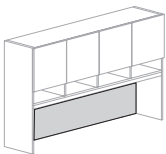
Description	D	W	H	CTN WT	CU FT	① Model	List Price Per Grade
Tackboard for Front of 66" w Storage Overhead Cabinet with Cubbies · for use with 66" w overhead · com ydg: 2	1/2	64 1/8	19 1/2	12	4	VSB6620TKC	COM \$330
	A \$349						
	B \$390						
	C \$460						
	D \$552						
	E \$643						
	F \$784						
	G \$935						
	H \$1,097						
	I \$1,349						
	J \$1,651						



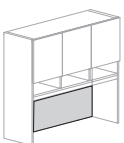
Tackboard for Front of 60" w Storage Overhead Cabinet with Cubbies · for use with 60" w overhead · com ydg: 2	1/2	58 1/8	19 1/2	11	3	VSB6020TKC	COM \$318
	A \$338						
	B \$379						
	C \$450						
	D \$540						
	E \$631						
	F \$771						
	G \$924						
	H \$1,084						
	I \$1,337						
	J \$1,640						



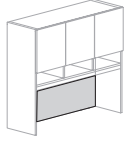
Tackboard for Front of 54" w Storage Overhead Cabinet with Cubbies · for use with 54" w overhead · com ydg: 2	1/2	52 1/8	19 1/2	10	3	VSB5420TKC	COM \$295
	A \$312						
	B \$347						
	C \$409						
	D \$489						
	E \$568						
	F \$693						
	G \$825						
	H \$966						
	I \$1,186						
	J \$1,451						



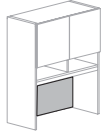
Tackboard for Front of 48" w Storage Overhead Cabinet with Cubbies · for use with 48" w overhead · com ydg: 2	1/2	46 1/8	19 1/2	9	3	VSB4820TKC	COM \$266
	A \$285						
	B \$321						
	C \$382						
	D \$460						
	E \$541						
	F \$664						
	G \$797						
	H \$938						
	I \$1,159						
	J \$1,424						



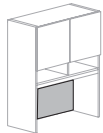
Description	D	W	H	CTN WT	CU FT	① Model	List Price Per Grade
Tackboard for Front of 42" w Storage Overhead Cabinet with Cubbies · for use with 42" w overhead · com ydg: 2	1/2	40 1/8	19 1/2	8	3	VSB4220TKC	COM \$242
							A \$258
							B \$288
							C \$342
							D \$409
							E \$477
							F \$583
							G \$697
							H \$818
							I \$1,008
							J \$1,233



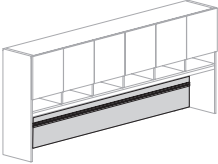
Tackboard for Front of 36" w Storage Overhead Cabinet with Cubbies · for use with 36" w overhead · com ydg: 1	1/2	34 1/8	19 1/2	7	2	VSB3620TKC	COM \$220
							A \$233
							B \$258
							C \$301
							D \$359
							E \$415
							F \$504
							G \$598
							H \$699
							I \$856
							J \$1,045



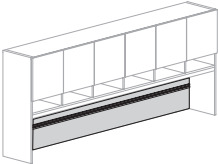
Tackboard for Front of 30" w Storage Overhead Cabinet with Cubbies · for use with 30" w overhead · com ydg: 1	1/2	28 1/8	19 1/2	6	2	VSB3020TKC	COM \$209
							A \$222
							B \$247
							C \$290
							D \$348
							E \$405
							F \$493
							G \$588
							H \$688
							I \$846
							J \$1,035



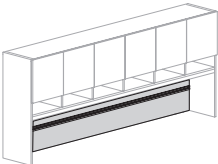
To Order, Specify:
 ① Model Number
 ② Fabric Selection: vendor, pattern, color

Description	D	W	H	CTN WT	CU FT	① Model	List Price Per Grade
Tackboard for Accessory Rail of 108" w Storage Overhead Cabinet with Cubbies 	1/2	106 1/8		14	4	VSB10820TKAC	COM \$560
							A \$592
							B \$658
							C \$772
							D \$919
							E \$1,069
							F \$1,297
							G \$1,543
							H \$1,806
							I \$2,215
							J \$2,707

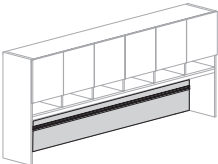
- tackboard panels for above and below accessory rail
- not required; add-on for convenience application
- com ydg: 3
- upper tackboard height: 2 1/4"
- lower tackboard height: 11 1/2"
- coordinates with VST16108DSOC, VST16108SOC, VST16108DSDC, VST16108SDC and VST16108SMOC
- accessory rail sold separately, see page VS226

Tackboard for Accessory Rail of 102" w Storage Overhead Cabinet with Cubbies 	1/2	100 1/8		13	4	VSB10220TKAC	COM \$548
							A \$580
							B \$646
							C \$761
							D \$908
							E \$1,056
							F \$1,286
							G \$1,532
							H \$1,794
							I \$2,203
							J \$2,695

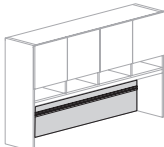
- tackboard panels for above and below accessory rail
- not required; add-on for convenience application
- com ydg: 3
- upper tackboard height: 2 1/4"
- lower tackboard height: 11 1/2"
- coordinates with VST16102DSOC, VST16102SOC, VST16102DSDC, VST16102SDC and VST16102SMOC
- accessory rail sold separately, see page VS226

Tackboard for Accessory Rail of 96" w Storage Overhead Cabinet with Cubbies 	1/2	94 1/8		12	4	VSB9620TKAC	COM \$514
							A \$543
							B \$604
							C \$710
							D \$846
							E \$983
							F \$1,195
							G \$1,421
							H \$1,664
							I \$2,042
							J \$2,497

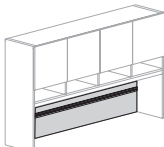
- tackboard panels for above and below accessory rail
- not required; add-on for convenience application
- com ydg: 3
- upper tackboard height: 2 1/4"
- lower tackboard height: 11 1/2"
- coordinates with VST1696DSOC, VST1696SOC, VST1696DSDC, VST1696SDC and VST1696SMOC
- accessory rail sold separately, see page VS226

Tackboard for Accessory Rail of 90" w Storage Overhead Cabinet with Cubbies 	1/2	88 1/8		12	3	VSB9020TKAC	COM \$507
							A \$538
							B \$599
							C \$705
							D \$841
							E \$977
							F \$1,189
							G \$1,415
							H \$1,658
							I \$2,037
							J \$2,491

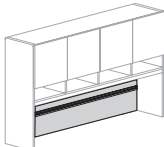
- tackboard panels for above and below accessory rail
- not required; add-on for convenience application
- com ydg: 3
- upper tackboard height: 2 1/4"
- lower tackboard height: 11 1/2"
- coordinates with VST1690DSOC, VST1690SOC, VST1690DSDC, VST1690SDC and VST1690SMOC
- accessory rail sold separately, see page VS226

Description	D	W	H	CTN WT	CU FT	① Model	List Price Per Grade
Tackboard for Accessory Rail of 84" w Storage Overhead Cabinet with Cubbies 	1/2	82 1/8		11	3	VSB8420TKAC	COM \$459
							A \$488
							B \$543
							C \$640
							D \$766
							E \$890
							F \$1,084
							G \$1,292
							H \$1,515
							I \$1,861
							J \$2,278

- tackboard panels for above and below accessory rail
- not required; add-on for convenience application
- com ydg: 3
- upper tackboard height: 2 1/4"
- lower tackboard height: 11 1/2"
- coordinates with VST1684DSOC, VST1684SOC, VST1684DSDC, VST1684SDC and VST1684SMOC
- accessory rail sold separately, see page VS226

Tackboard for Accessory Rail of 78" w Storage Overhead Cabinet with Cubbies 	1/2	76 1/8		10	3	VSB7820TKAC	COM \$436
							A \$463
							B \$513
							C \$601
							D \$714
							E \$828
							F \$1,005
							G \$1,194
							H \$1,396
							I \$1,711
							J \$2,089

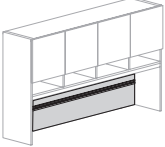
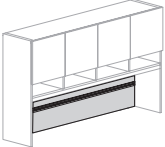
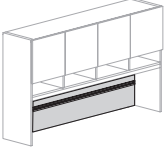
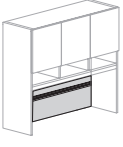
- tackboard panels for above and below accessory rail
- not required; add-on for convenience application
- com ydg: 3
- upper tackboard height: 2 1/4"
- lower tackboard height: 11 1/2"
- coordinates with VST1678DSOC, VST1678SOC, VST1678DSDC, VST1678SDC and VST1678SMOC
- accessory rail sold separately, see page VS226

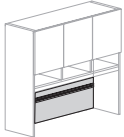
Tackboard for Accessory Rail of 72" w Storage Overhead Cabinet with Cubbies 	1/2	70 1/8		10	3	VSB7220TKAC	COM \$409
							A \$432
							B \$477
							C \$556
							D \$659
							E \$761
							F \$919
							G \$1,090
							H \$1,271
							I \$1,556
							J \$1,896

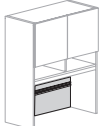
- tackboard panels for above and below accessory rail
- not required; add-on for convenience application
- com ydg: 2
- upper tackboard height: 2 1/4"
- lower tackboard height: 11 1/2"
- coordinates with VST1672DSOC, VST1672SOC, VST1672DSDC, VST1672SDC, and VST1672SMOC
- accessory rail sold separately, see page VS226

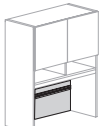
To Order, Specify:

- ① Model Number
- ② Fabric Selection: vendor, pattern, color

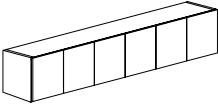
Description	D	W	H	CTN WT	CU FT	① Model	List Price Per Grade
Tackboard for Accessory Rail of 66" w Storage Overhead Cabinet with Cubbies 	1/2	64 1/8		9	3	VSB6620TKAC	COM \$386
							A \$406
<ul style="list-style-type: none"> · tackboard panels for above and below accessory rail · not required; add-on for convenience application · com ydg: 2 · upper tackboard height: 2 1/4" · lower tackboard height: 11 1/2" · coordinates with VST1666DSOC, VST1666SOC, VST1666DSDC, VST1666SDC and VST1666SMOC · accessory rail sold separately, see page VS226 							B \$446
							C \$517
							D \$609
							E \$699
							F \$841
							G \$991
							H \$1,154
							I \$1,406
							J \$1,707
Tackboard for Accessory Rail of 60" w Storage Overhead Cabinet with Cubbies 	1/2	58 1/8		8	2	VSB6020TKAC	COM \$373
							A \$394
<ul style="list-style-type: none"> · tackboard panels for above and below accessory rail · not required; add-on for convenience application · com ydg: 2 · upper tackboard height: 2 1/4" · lower tackboard height: 11 1/2" · coordinates with VST1660DSOC, VST1660SOC, VST1660DSDC, VST1660SDC and VST1660SMOC · accessory rail sold separately, see page VS226 							B \$434
							C \$506
							D \$597
							E \$686
							F \$828
							G \$979
							H \$1,141
							I \$1,394
							J \$1,697
Tackboard for Accessory Rail of 54" w Storage Overhead Cabinet with Cubbies 	1/2	52 1/8		7	2	VSB5420TKAC	COM \$350
							A \$369
<ul style="list-style-type: none"> · tackboard panels for above and below accessory rail · not required; add-on for convenience application · com ydg: 2 · upper tackboard height: 2 1/4" · lower tackboard height: 11 1/2" · coordinates with VST1654DSOC, VST1654SOC, VST1654DSDC, VST1654SDC and VST1654SMOC · accessory rail sold separately, see page VS226 							B \$404
							C \$466
							D \$545
							E \$624
							F \$748
							G \$881
							H \$1,022
							I \$1,243
							J \$1,508
Tackboard for Accessory Rail of 48" w Storage Overhead Cabinet with Cubbies 	1/2	46 1/8		7	2	VSB4820TKAC	COM \$320
							A \$338
<ul style="list-style-type: none"> · tackboard panels for above and below accessory rail · not required; add-on for convenience application · com ydg: 2 · upper tackboard height: 2 1/4" · lower tackboard height: 11 1/2" · coordinates with VST1648DSOC, VST1648SOC, VST1648DSDC and VST1648SDC · accessory rail sold separately, see page VS226 							B \$373
							C \$434
							D \$514
							E \$595
							F \$718
							G \$850
							H \$991
							I \$1,211
							J \$1,476

Description	D	W	H	CTN WT	CU FT	① Model	List Price Per Grade
Tackboard for Accessory Rail of 42" w Storage Overhead Cabinet with Cubbies 	1/2	40 1/8		6	2	VSB4220TKAC	COM \$296
							A \$310
<ul style="list-style-type: none"> · tackboard panels for above and below accessory rail · not required; add-on for convenience application · com ydg: 2 · upper tackboard height: 2 1/4" · lower tackboard height: 11 1/2" · coordinates with VST1642DSOC, VST1642SOC, VST1642DSDC and VST1642SDC · accessory rail sold separately, see page VS226 							B \$342
							C \$394
							D \$463
							E \$530
							F \$636
							G \$749
							H \$870
							I \$1,060
							J \$1,287

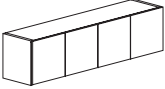
Tackboard for Accessory Rail of 36" w Storage Overhead Cabinet with Cubbies 	1/2	34 1/8		5	2	VSB3620TKAC	COM \$272
							A \$285
<ul style="list-style-type: none"> · tackboard panels for above and below accessory rail · not required; add-on for convenience application · com ydg: 1 · upper tackboard height: 2 1/4" · lower tackboard height: 11 1/2" · coordinates with VST1636DSOC, VST1636SOC, VST1636DSDC and VST1636SDC · accessory rail sold separately, see page VS226 							B \$310
							C \$354
							D \$411
							E \$468
							F \$556
							G \$651
							H \$752
							I \$910
							J \$1,098

Tackboard for Accessory Rail of 30" w Storage Overhead Cabinet with Cubbies 	1/2	28 1/8		5	1	VSB3020TKAC	COM \$262
							A \$275
<ul style="list-style-type: none"> · tackboard panels for above and below accessory rail · not required; add-on for convenience application · com ydg: 1 · upper tackboard height: 2 1/4" · lower tackboard height: 11 1/2" · coordinates with VST1630DSOC, VST1630SOC, VST1630DSDC and VST1630SDC · accessory rail sold separately, see page VS226 							B \$300
							C \$344
							D \$402
							E \$457
							F \$547
							G \$640
							H \$742
							I \$899
							J \$1,087

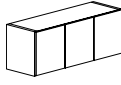
To Order, Specify:
 ① Model Number
 ② Fabric Selection: vendor, pattern, color

Description	D	W	H	CTN WT	CU FT	① Model	Laminate		Flat Cut Veneer			Double Cut Veneer			
							Laminate Door	Alum. Frm Glass Door	Veneer Door	Alum. Frm Glass Door	Wood Frm Glass Door	Veneer Door	Alum. Frm Glass Door	Wood Frm Glass Door	
Wall Mount Overhead Cabinet with Six Doors 	16 ³ / ₁₆	108	17 1/2	281	23	VST16108WSO	\$2,097	\$3,494							
	16 ³ / ₁₆	108	17 1/2	281	23	VSV16108WSO			\$3,772	\$5,169	\$4,262	\$4,150	\$5,547	\$4,640	
	16 ³ / ₁₆	102	17 1/2	266	22	VST16102WSO	\$1,980	\$3,339							
	16 ³ / ₁₆	102	17 1/2	266	22	VSV16102WSO			\$3,465	\$4,824	\$3,955	\$3,810	\$5,169	\$4,300	
	16 ³ / ₁₆	96	17 1/2	250	21	VST1696WSO	\$1,868	\$3,193							
	16 ³ / ₁₆	96	17 1/2	250	21	VSV1696WSO			\$3,165	\$4,490	\$3,655	\$3,480	\$4,805	\$3,970	
	16 ³ / ₁₆	90	17 1/2	235	20	VST1690WSO	\$1,762	\$3,050							
	16 ³ / ₁₆	90	17 1/2	235	20	VSV1690WSO			\$3,017	\$4,305	\$3,507	\$3,316	\$4,604	\$3,806	

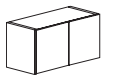
- select door style
- aluminum frame door offered in both frosted or white back painted glass, specify when ordering
- white markerboard doors available, specify and add \$619 list to laminate or veneer door price
- locking available on laminate or wood doors, specify and add \$112 list; glass doors are non-locking
- supported by wall cleat - hardware provided by installer
- no pulls

Description	D	W	H	CTN WT	CU FT	① Model	Laminate		Flat Cut Veneer			Double Cut Veneer		
							Laminate Door	Alum. Frm Glass Door	Veneer Door	Alum. Frm Glass Door	Wood Frm Glass Door	Veneer Door	Alum. Frm Glass Door	Wood Frm Glass Door
Wall Mount Overhead Cabinet with Four Doors 	16 ³ / ₁₆	84	17 1/2	219	18	VST1684WSO	\$1,659	\$2,664						
	16 ³ / ₁₆	84	17 1/2	219	18	VSV1684WSO			\$2,874	\$3,879	\$3,304	\$3,163	\$4,168	\$3,593
	16 ³ / ₁₆	78	17 1/2	203	17	VST1678WSO	\$1,565	\$2,535						
	16 ³ / ₁₆	78	17 1/2	203	17	VSV1678WSO			\$2,717	\$3,687	\$3,147	\$2,989	\$3,959	\$3,419
	16 ³ / ₁₆	72	17 1/2	187	16	VST1672WSO	\$1,515	\$2,446						
	16 ³ / ₁₆	72	17 1/2	187	16	VSV1672WSO			\$2,563	\$3,494	\$2,993	\$2,819	\$3,750	\$3,249
	16 ³ / ₁₆	66	17 1/2	174	15	VST1666WSO	\$1,401	\$2,296						
	16 ³ / ₁₆	66	17 1/2	174	15	VSV1666WSO			\$2,451	\$3,346	\$2,881	\$2,695	\$3,590	\$3,125
	16 ³ / ₁₆	60	17 1/2	163	13	VST1660WSO	\$1,285	\$2,144						
	16 ³ / ₁₆	60	17 1/2	163	13	VSV1660WSO			\$2,247	\$3,106	\$2,677	\$2,472	\$3,311	\$2,902
	16 ³ / ₁₆	54	17 1/2	160	12	VST1654WSO	\$1,215	\$2,037						
	16 ³ / ₁₆	54	17 1/2	160	12	VSV1654WSO			\$2,123	\$2,945	\$2,553	\$2,334	\$3,156	\$2,764

- select door style
- aluminum frame door offered in both frosted or white back painted glass, specify when ordering
- white markerboard doors available, specify and add \$543 list to laminate or veneer door price
- locking available on laminate or wood doors, specify and add \$77 list; glass doors are non-locking
- supported by wall cleat - hardware provided by installer
- no pulls

Description	D	W	H	CTN WT	CU FT	① Model	Laminate		Flat Cut Veneer			Double Cut Veneer			
							Laminate Door	Alum. Frm Glass Door	Veneer Door	Alum. Frm Glass Door	Wood Frm Glass Door	Veneer Door	Alum. Frm Glass Door	Wood Frm Glass Door	
Wall Mount Overhead Cabinet with Three Doors 	16 3/16	48	17 1/2	154	11	VST1648WSOR	\$1,114	\$1,777							
	16 3/16	48	17 1/2	154	11	VSV1648WSOR			\$1,839	\$2,502	\$2,141	\$2,025	\$2,688	\$2,327	
	16 3/16	48	17 1/2	154	11	VST1648WSOL	\$1,114	\$1,777							
	16 3/16	48	17 1/2	154	11	VSV1648WSOL			\$1,839	\$2,502	\$2,141	\$2,025	\$2,688	\$2,327	
	16 3/16	42	17 1/2	142	10	VST1642WSOR	\$1,055	\$1,681							
	16 3/16	42	17 1/2	142	10	VSV1642WSOR			\$1,721	\$2,347	\$2,023	\$1,892	\$2,518	\$2,194	
	16 3/16	42	17 1/2	142	10	VST1642WSOL	\$1,055	\$1,681							
	16 3/16	42	17 1/2	142	10	VSV1642WSOL			\$1,721	\$2,347	\$2,023	\$1,892	\$2,518	\$2,194	

- select door style
- aluminum frame door offered in both frosted or white back painted glass, specify when ordering
- white markerboard doors available, specify and add \$382 list to laminate or veneer door price
- locking available on laminate or wood doors, specify and add \$72 list to laminate or veneer door price
- supported by wall cleat - hardware provided by installer
- right door configuration - 1 door hinges left and 2 doors hinge right
- left door configuration - 1 door hinges right and 2 doors hinge left
- no pulls

Description	D	W	H	CTN WT	CU FT	① Model	Laminate		Flat Cut Veneer			Double Cut Veneer			
							Laminate Door	Alum. Frm Glass Door	Veneer Door	Alum. Frm Glass Door	Wood Frm Glass Door	Veneer Door	Alum. Frm Glass Door	Wood Frm Glass Door	
Wall Mount Overhead Cabinet with Two Doors 	16 3/16	36	17 1/2	133	8	VST1636WSO	\$914	\$1,381							
	16 3/16	36	17 1/2	133	8	VSV1636WSO			\$1,598	\$2,065	\$1,778	\$1,761	\$2,228	\$1,941	
	16 3/16	30	17 1/2	128	7	VST1630WSO	\$867	\$1,298							
	16 3/16	30	17 1/2	128	7	VSV1630WSO			\$1,511	\$1,942	\$1,691	\$1,663	\$2,094	\$1,843	

- select door style
- aluminum frame door offered in both frosted or white back painted glass, specify when ordering
- white markerboard doors available, specify and add \$227 list to laminate or veneer door price
- locking available on laminate or wood doors, specify and add \$45 list to laminate or veneer door price
- supported by wall cleat - hardware provided by installer
- no pulls

To Order, Specify:

① Model Number

Laminate - VST

Veneer - VSV

② Worksurface Material (see page VI3)

- a.) TFL
- b.) HPL

② Wood Species - Cherry (CH1), Maple (MA1)

- Walnut (WA1), Black Oak (BO1) or Double Cut (DC1) (see page VI1)

③ Laminate Color (see page VI3)

- a.) Worksurface Color
- b.) Chassis Color
- c.) Drawer Color

③ Finish Color (see page VI1)

④ Edge Profile (see page VI4)

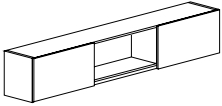
⑤ Pull Style and Color (see page VI4)

⑥ Optional Grommet Location & Color - Matte Black (MBK) or Arctic Silver (ASL) (see page VI6)

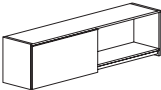
⑦ Other Product Options (see page VI110)

⑧ Accessories (see page VS314)

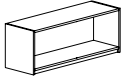
⑨ Power and Data Options (see page VS324)

Description	D	W	H	CTN WT	CU FT	① Model	Laminate	Flat Cut Veneer	Double Cut Veneer
Wall Mount Overhead Cabinet with Two Sliding Doors 	16 3/16	108	17 1/2	281	23	VST16108WSD	\$2,476		
	16 3/16	108	17 1/2	281	23	VSV16108WSD		\$4,228	\$4,652
	16 3/16	102	17 1/2	266	22	VST16102WSD	\$2,346		
	16 3/16	102	17 1/2	266	22	VSV16102WSD		\$3,996	\$4,394
	16 3/16	96	17 1/2	250	21	VST1696WSD	\$2,221		
	16 3/16	96	17 1/2	250	21	VSV1696WSD		\$3,758	\$4,135
	16 3/16	90	17 1/2	235	20	VST1690WSD	\$2,104		
	16 3/16	90	17 1/2	235	20	VSV1690WSD		\$3,526	\$3,878

- white markerboard doors available, specify and add \$417 list to laminate or veneer door price
- locking not available
- supported by wall cleat - hardware provided by installer
- pulls not available

Wall Mount Overhead Cabinet with Sliding Door 	16 3/16	84	17 1/2	219	18	VST1684WSD	\$1,994		
	16 3/16	84	17 1/2	219	18	VSV1684WSD		\$3,288	\$3,617
	16 3/16	78	17 1/2	203	17	VST1678WSD	\$1,952		
	16 3/16	78	17 1/2	203	17	VSV1678WSD		\$3,055	\$3,361
	16 3/16	72	17 1/2	187	16	VST1672WSD	\$1,849		
	16 3/16	72	17 1/2	187	16	VSV1672WSD		\$2,872	\$3,157
	16 3/16	66	17 1/2	174	15	VST1666WSD	\$1,760		
	16 3/16	66	17 1/2	174	15	VSV1666WSD		\$2,749	\$3,023
	16 3/16	60	17 1/2	163	13	VST1660WSD	\$1,671		
	16 3/16	60	17 1/2	163	13	VSV1660WSD		\$2,615	\$2,878
	16 3/16	54	17 1/2	160	12	VST1654WSD	\$1,573		
	16 3/16	54	17 1/2	160	12	VSV1654WSD		\$2,442	\$2,687
	16 3/16	48	17 1/2	154	11	VST1648WSD	\$1,349		
	16 3/16	48	17 1/2	154	11	VSV1648WSD		\$2,245	\$2,467
	16 3/16	42	17 1/2	142	10	VST1642WSD	\$1,289		
	16 3/16	42	17 1/2	142	10	VSV1642WSD		\$2,117	\$2,329
	16 3/16	36	17 1/2	133	8	VST1636WSD	\$1,126		
	16 3/16	36	17 1/2	133	8	VSV1636WSD		\$2,004	\$2,206
16 3/16	30	17 1/2	128	7	VST1630WSD	\$1,108			
16 3/16	30	17 1/2	128	7	VSV1630WSD		\$1,867	\$2,053	

- white markerboard doors available, specify and add \$209 list to laminate or veneer door price
- locking not available
- supported by wall cleat - hardware provided by installer
- pulls not available

Description	D	W	H	CTN WT	CU FT	① Model	Laminate	Flat Cut Veneer	Double Cut Veneer
 Wall Mount Open Overhead	15 7/16	54	17 1/2	73	12	VST1554W00	\$960		
	15 7/16	54	17 1/2	73	12	VSV1554W00		\$1,518	\$1,669
	15 7/16	48	17 1/2	68	10	VST1548W00	\$871		
	15 7/16	48	17 1/2	68	10	VSV1548W00		\$1,383	\$1,521
	15 7/16	42	17 1/2	61	9	VST1542W00	\$796		
	15 7/16	42	17 1/2	61	9	VSV1542W00		\$1,259	\$1,384
	15 7/16	36	17 1/2	53	8	VST1536W00	\$724		
	15 7/16	36	17 1/2	53	8	VSV1536W00		\$1,147	\$1,263
	15 7/16	30	17 1/2	46	7	VST1530W00	\$656		
	15 7/16	30	17 1/2	46	7	VSV1530W00		\$1,039	\$1,144

• supported by wall cleat - hardware provided by installer

To Order, Specify:

① Model Number

Laminate - VST

Veneer - VSV

② Worksurface Material (see page VI3)

- a.) TFL
- b.) HPL

③ Laminate Color (see page VI3)

- a.) Worksurface Color
- b.) Chassis Color
- c.) Drawer Color

② Wood Species - Cherry (CH1), Maple (MA1)

- Walnut (WA1), Black Oak (BO1) or
- Double Cut (DC1) (see page VI1)

③ Finish Color (see page VI1)

④ Edge Profile (see page VI4)

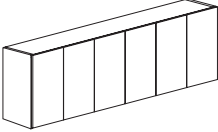
⑤ Pull Style and Color (see page VI4)

⑥ Optional Grommet Location & Color -
Matte Black (MBK) or Arctic Silver (ASL)
(see page VI6)

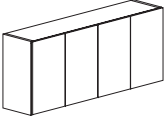
⑦ Other Product Options (see page VI110)

⑧ Accessories (see page VS314)

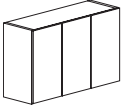
⑨ Power and Data Options (see page VS324)

Description	D	W	H	CTN WT	CU FT	① Model	Laminate		Flat Cut Veneer			Double Cut Veneer			
							Laminate Door	Alum. Frm Glass Door	Veneer Door	Alum. Frm Glass Door	Wood Frm Glass Door	Veneer Door	Alum. Frm Glass Door	Wood Frm Glass Door	
Double Height Wall Mount Overhead Cabinet with Six Doors 	16 ³ / ₁₆	108	29 1/2	366	37	VST16108WDSO	\$2,632	\$4,475							
	16 ³ / ₁₆	108	29 1/2	366	37	VSV16108WDSO			\$4,994	\$6,837	\$5,796	\$5,495	\$7,338	\$6,297	
	16 ³ / ₁₆	102	29 1/2	346	35	VST16102WDSO	\$2,498	\$4,290							
	16 ³ / ₁₆	102	29 1/2	346	35	VSV16102WDSO			\$4,719	\$6,511	\$5,521	\$5,192	\$6,984	\$5,994	
	16 ³ / ₁₆	96	29 1/2	325	33	VST1696WDSO	\$2,361	\$4,101							
	16 ³ / ₁₆	96	29 1/2	325	33	VSV1696WDSO			\$4,440	\$6,180	\$5,242	\$4,885	\$6,625	\$5,687	
	16 ³ / ₁₆	90	29 1/2	306	31	VST1690WDSO	\$2,235	\$3,925							
	16 ³ / ₁₆	90	29 1/2	306	31	VSV1690WDSO			\$4,165	\$5,855	\$4,967	\$4,582	\$6,272	\$5,384	

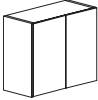
- select door style
- aluminum frame door offered in both frosted or white back painted glass, specify when ordering
- white markerboard doors available, specify and add \$1,014 list to laminate or veneer door price
- locking available on laminate or wood doors, specify and add \$112 list; glass doors are non-locking
- supported by wall cleat - hardware provided by installer
- no pulls

Description	D	W	H	CTN WT	CU FT	① Model	Laminate		Flat Cut Veneer			Double Cut Veneer			
							Laminate Door	Alum. Frm Glass Door	Veneer Door	Alum. Frm Glass Door	Wood Frm Glass Door	Veneer Door	Alum. Frm Glass Door	Wood Frm Glass Door	
Double Height Wall Mount Overhead Cabinet with Four Doors 	16 ³ / ₁₆	84	29 1/2	285	29	VST1684WDSO	\$2,117	\$3,447							
	16 ³ / ₁₆	84	29 1/2	285	29	VSV1684WDSO			\$3,886	\$5,216	\$4,511	\$4,275	\$5,605	\$4,900	
	16 ³ / ₁₆	78	29 1/2	264	27	VST1678WDSO	\$2,070	\$3,351							
	16 ³ / ₁₆	78	29 1/2	264	27	VSV1678WDSO			\$3,609	\$4,890	\$4,234	\$3,970	\$5,251	\$4,595	
	16 ³ / ₁₆	72	29 1/2	244	25	VST1672WDSO	\$1,959	\$3,187							
	16 ³ / ₁₆	72	29 1/2	244	25	VSV1672WDSO			\$3,333	\$4,561	\$3,958	\$3,665	\$4,893	\$4,290	
	16 ³ / ₁₆	66	29 1/2	227	23	VST1666WDSO	\$1,857	\$3,037							
	16 ³ / ₁₆	66	29 1/2	227	23	VSV1666WDSO			\$3,188	\$4,368	\$3,813	\$3,506	\$4,686	\$4,131	
	16 ³ / ₁₆	60	29 1/2	212	21	VST1660WDSO	\$1,770	\$2,898							
	16 ³ / ₁₆	60	29 1/2	212	21	VSV1660WDSO			\$3,032	\$4,160	\$3,657	\$3,335	\$4,463	\$3,960	
	16 ³ / ₁₆	54	29 1/2	208	19	VST1654WDSO	\$1,664	\$2,741							
	16 ³ / ₁₆	54	29 1/2	208	19	VSV1654WDSO			\$2,734	\$3,811	\$3,359	\$3,007	\$4,084	\$3,632	

- select door style
- aluminum frame door offered in both frosted or white back painted glass, specify when ordering
- white markerboard doors available, specify and add \$791 list to laminate or veneer door price
- locking available on laminate or wood doors, specify and add \$77 list; glass doors are non-locking
- supported by wall cleat - hardware provided by installer
- no pulls

Description	D	W	H	CTN WT	CU FT	① Model	Laminate		Flat Cut Veneer			Double Cut Veneer			
							Laminate Door	Alum. Frm Glass Door	Veneer Door	Alum. Frm Glass Door	Wood Frm Glass Door	Veneer Door	Alum. Frm Glass Door	Wood Frm Glass Door	
Double Height Wall Mount Overhead Cabinet with Three Doors 	16 3/16	48	29 1/2	201	17	VST1648WDSOR	\$1,427	\$2,297							
	16 3/16	48	29 1/2	201	17	VSV1648WDSOR			\$2,393	\$3,263	\$2,807	\$2,632	\$3,502	\$3,046	
	16 3/16	48	29 1/2	201	17	VST1648WDSOL	\$1,427	\$2,297							
	16 3/16	48	29 1/2	201	17	VSV1648WDSOL			\$2,393	\$3,263	\$2,807	\$2,632	\$3,502	\$3,046	
	16 3/16	42	29 1/2	185	15	VST1642WDSOR	\$1,355	\$2,176							
	16 3/16	42	29 1/2	185	15	VSV1642WDSOR			\$2,198	\$3,019	\$2,612	\$2,418	\$3,239	\$2,832	
	16 3/16	42	29 1/2	185	15	VST1642WDSOL	\$1,355	\$2,176							
	16 3/16	42	29 1/2	185	15	VSV1642WDSOL			\$2,198	\$3,019	\$2,612	\$2,418	\$3,239	\$2,832	

- select door style
- aluminum frame door offered in both frosted or white back painted glass, specify when ordering
- white markerboard doors available, specify and add \$523 list to laminate or veneer door price
- locking available on laminate or wood doors, specify and add \$72 list; glass doors are non-locking
- supported by wall cleat - hardware provided by installer
- right door configuration - 1 door hinges left and 2 doors hinge right
- left door configuration - 1 door hinges right and 2 doors hinge left
- no pulls

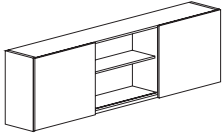
Description	D	W	H	CTN WT	CU FT	① Model	Laminate		Flat Cut Veneer			Double Cut Veneer		
							Laminate Door	Alum. Frm Glass Door	Veneer Door	Alum. Frm Glass Door	Wood Frm Glass Door	Veneer Door	Alum. Frm Glass Door	Wood Frm Glass Door
Double Height Wall Mount Overhead Cabinet with Two Doors 	16 3/16	36	29 1/2	173	13	VST1636WDSO	\$1,179	\$1,794						
	16 3/16	36	29 1/2	173	13	VSV1636WDSO			\$2,060	\$2,675	\$2,344	\$2,266	\$2,881	\$2,550
	16 3/16	30	29 1/2	167	11	VST1630WDSO	\$1,123	\$1,687						
	16 3/16	30	29 1/2	167	11	VSV1630WDSO			\$1,961	\$2,525	\$2,245	\$2,159	\$2,723	\$2,443

- select door style
- aluminum frame door offered in both frosted or white back painted glass, specify when ordering
- white markerboard doors available, specify and add \$359 list to laminate or veneer door price
- locking available on laminate or wood doors, specify and add \$45 list; glass doors are non-locking
- supported by wall cleat - hardware provided by installer
- no pulls

To Order, Specify:

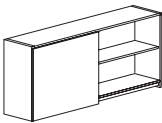
① Model Number	Laminate - VST	Veneer - VSV	④ Edge Profile (see page VI4)
	② Worksurface Material (see page VI3) a.) TFL b.) HPL	② Wood Species - Cherry (CH1), Maple (MA1) Walnut (WA1), Black Oak (BO1) or Double Cut (DC1) (see page VI1)	⑤ Pull Style and Color (see page VI4)
	③ Laminate Color (see page VI3) a.) Worksurface Color b.) Chassis Color c.) Drawer Color	③ Finish Color (see page VI1)	⑥ Optional Grommet Location & Color - Matte Black (MBK) or Arctic Silver (ASL) (see page VI6)
			⑦ Other Product Options (see page VI110)
			⑧ Accessories (see page VS314)
			⑨ Power and Data Options (see page VS324)

Description	D	W	H	CTN WT	CU FT	① Model	Laminate	Flat Cut Veneer	Double Cut Veneer
Double Height Wall Mount Overhead Cabinet with Two Sliding Doors	16 3/16	108	29 1/2	366	37	VST16108WDSD	\$3,005		
	16 3/16	108	29 1/2	366	37	VSV16108WDSD		\$5,494	\$6,042
	16 3/16	102	29 1/2	346	35	VST16102WDSD	\$2,857		
	16 3/16	102	29 1/2	346	35	VSV16102WDSD		\$5,192	\$5,712
	16 3/16	96	29 1/2	325	33	VST1696WDSD	\$2,778		
	16 3/16	96	29 1/2	325	33	VSV1696WDSD		\$4,884	\$5,373
	16 3/16	90	29 1/2	306	31	VST1690WDSD	\$2,643		
	16 3/16	90	29 1/2	306	31	VSV1690WDSD		\$4,582	\$5,042

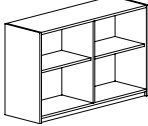


- white markerboard doors available, specify and add \$551 list to laminate or veneer door price
- locking not available
- supported by wall cleat - hardware provided by installer

Double Height Wall Mount Overhead Cabinet with Sliding Door	16 3/16	84	29 1/2	285	29	VST1684WDSD	\$2,513		
	16 3/16	84	29 1/2	285	29	VSV1684WDSD		\$4,275	\$4,703
	16 3/16	78	29 1/2	264	27	VST1678WDSD	\$2,390		
	16 3/16	78	29 1/2	264	27	VSV1678WDSD		\$3,969	\$4,366
	16 3/16	72	29 1/2	244	25	VST1672WDSD	\$2,275		
	16 3/16	72	29 1/2	244	25	VSV1672WDSD		\$3,732	\$4,104
	16 3/16	66	29 1/2	227	23	VST1666WDSD	\$2,163		
	16 3/16	66	29 1/2	227	23	VSV1666WDSD		\$3,611	\$3,971
	16 3/16	60	29 1/2	212	21	VST1660WDSD	\$2,074		
	16 3/16	60	29 1/2	212	21	VSV1660WDSD		\$3,473	\$3,821
	16 3/16	54	29 1/2	208	19	VST1654WDSD	\$1,982		
	16 3/16	54	29 1/2	208	19	VSV1654WDSD		\$3,337	\$3,669
	16 3/16	48	29 1/2	201	17	VST1648WDSD	\$1,749		
	16 3/16	48	29 1/2	201	17	VSV1648WDSD		\$2,988	\$3,287
	16 3/16	42	29 1/2	185	15	VST1642WDSD	\$1,676		
	16 3/16	42	29 1/2	185	15	VSV1642WDSD		\$2,863	\$3,151
	16 3/16	36	29 1/2	173	13	VST1636WDSD	\$1,606		
	16 3/16	36	29 1/2	173	13	VSV1636WDSD		\$2,649	\$2,915
16 3/16	30	29 1/2	167	11	VST1630WDSD	\$1,589			
16 3/16	30	29 1/2	167	11	VSV1630WDSD		\$2,618	\$2,880	



- white markerboard door available, specify and add \$277 list to laminate or veneer door price
- locking not available
- supported by wall cleat - hardware provided by installer

Description	D	W	H	CTN WT	CU FT	① Model	Laminate	Flat Cut Veneer	Double Cut Veneer
Double Height Wall Mount Open Overhead 	15 7/16	54	29 1/2	95	19	VST1554DW00	\$1,055		
	15 7/16	54	29 1/2	95	19	VSV1554DW00		\$1,835	\$2,018
	15 7/16	48	29 1/2	89	17	VST1548DW00	\$960		
	15 7/16	48	29 1/2	89	17	VSV1548DW00		\$1,673	\$1,839
	15 7/16	42	29 1/2	80	15	VST1542DW00	\$872		
	15 7/16	42	29 1/2	80	15	VSV1542DW00		\$1,522	\$1,675

· supported by wall cleat - hardware provided by installer

Double Height Wall Mount Open Overhead 	15 7/16	36	29 1/2	69	13	VST1536DW00	\$797		
	15 7/16	36	29 1/2	69	13	VSV1536DW00		\$1,388	\$1,526
	15 7/16	30	29 1/2	60	11	VST1530DW00	\$721		
	15 7/16	30	29 1/2	60	11	VSV1530DW00		\$1,258	\$1,383

· supported by wall cleat - hardware provided by installer

To Order, Specify:

① Model Number

Laminate - VST

Veneer - VSV

② Worksurface Material (see page VI3)

- a.) TFL
- b.) HPL

③ Laminate Color (see page VI3)

- a.) Worksurface Color
- b.) Chassis Color
- c.) Drawer Color

② Wood Species - Cherry (CH1), Maple (MA1)

- Walnut (WA1), Black Oak (BO1) or
- Double Cut (DC1) (see page VI1)

③ Finish Color (see page VI1)

④ Edge Profile (see page VI4)

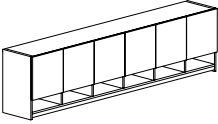
⑤ Pull Style and Color (see page VI4)

⑥ Optional Grommet Location & Color -
Matte Black (MBK) or Arctic Silver (ASL)
(see page VI6)

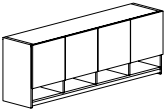
⑦ Other Product Options (see page VI110)

⑧ Accessories (see page VS314)

⑨ Power and Data Options (see page VS324)

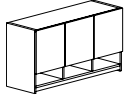
Description	D	W	H	CTN WT	CU FT	① Model	Laminate		Flat Cut Veneer			Double Cut Veneer		
							Laminate Door	Alum. Frm Glass Door	Veneer Door	Alum. Frm Glass Door	Wood Frm Glass Door	Veneer Door	Alum. Frm Glass Door	Wood Frm Glass Door
Wall Mount Overhead Cabinet with Six Doors and Cubbies 	16 3/16	108	23 1/2	326	30	VST16108WSOC	\$2,548	\$3,945						
	16 3/16	108	23 1/2	326	30	VSV16108WSOC			\$4,867	\$6,264	\$5,357	\$5,356	\$6,753	\$5,846
	16 3/16	102	23 1/2	309	29	VST16102WSOC	\$2,413	\$3,772						
	16 3/16	102	23 1/2	309	29	VSV16102WSOC			\$4,597	\$5,956	\$5,087	\$5,057	\$6,416	\$5,547
	16 3/16	96	23 1/2	290	27	VST1696WSOC	\$2,286	\$3,611						
	16 3/16	96	23 1/2	290	27	VSV1696WSOC			\$4,327	\$5,652	\$4,817	\$4,762	\$6,087	\$5,252
	16 3/16	90	23 1/2	273	25	VST1690WSOC	\$2,164	\$3,452						
	16 3/16	90	23 1/2	273	25	VSV1690WSOC			\$4,060	\$5,348	\$4,550	\$4,464	\$5,752	\$4,954

- select door style
- aluminum frame door offered in both frosted or white back painted glass, specify when ordering
- white markerboard doors available, specify and add \$586 list to laminate or veneer door price
- locking available on laminate or wood doors, specify and add \$112 list; glass doors are non-locking
- supported by wall cleat - hardware provided by installer
- no pulls

Description	D	W	H	CTN WT	CU FT	① Model	Laminate		Flat Cut Veneer			Double Cut Veneer		
							Laminate Door	Alum. Frm Glass Door	Veneer Door	Alum. Frm Glass Door	Wood Frm Glass Door	Veneer Door	Alum. Frm Glass Door	Wood Frm Glass Door
Wall Mount Overhead Cabinet with Four Doors and Cubbies 	16 3/16	84	23 1/2	254	24	VST1684WSOC	\$2,051	\$3,056						
	16 3/16	84	23 1/2	254	24	VSV1684WSOC			\$3,787	\$4,792	\$4,217	\$4,165	\$5,170	\$4,595
	16 3/16	78	23 1/2	236	22	VST1678WSOC	\$2,004	\$2,974						
	16 3/16	78	23 1/2	236	22	VSV1678WSOC			\$3,518	\$4,488	\$3,948	\$3,868	\$4,838	\$4,298
	16 3/16	72	23 1/2	217	21	VST1672WSOC	\$1,898	\$2,829						
	16 3/16	72	23 1/2	217	21	VSV1672WSOC			\$3,274	\$4,205	\$3,704	\$3,602	\$4,533	\$4,032
	16 3/16	66	23 1/2	202	19	VST1666WSOC	\$1,797	\$2,692						
	16 3/16	66	23 1/2	202	19	VSV1666WSOC			\$3,096	\$3,991	\$3,526	\$3,406	\$4,301	\$3,836
	16 3/16	60	23 1/2	188	17	VST1660WSOC	\$1,714	\$2,573						
	16 3/16	60	23 1/2	188	17	VSV1660WSOC			\$2,997	\$3,856	\$3,427	\$3,297	\$4,156	\$3,727
	16 3/16	54	23 1/2	183	16	VST1654WSOC	\$1,613	\$2,435						
	16 3/16	54	23 1/2	183	16	VSV1654WSOC			\$2,858	\$3,680	\$3,288	\$3,144	\$3,966	\$3,574

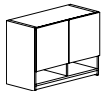
- select door style
- aluminum frame door offered in both frosted or white back painted glass, specify when ordering
- white markerboard doors available, specify and add \$543 list to laminate or veneer door price
- locking available on laminate or wood doors, specify and add \$77 list; glass doors are non-locking
- supported by wall cleat - hardware provided by installer
- no pulls

Description	D	W	H	CTN WT	CU FT	① Model	Laminate		Flat Cut Veneer			Double Cut Veneer		
							Laminate Door	Alum. Frm Glass Door	Veneer Door	Alum. Frm Glass Door	Wood Frm Glass Door	Veneer Door	Alum. Frm Glass Door	Wood Frm Glass Door
Wall Mount Overhead Cabinet with Three Doors and Cubbies	16 3/16	48	23 1/2	174	14	VST1648WSOCR	\$1,380	\$2,043						
	16 3/16	48	23 1/2	174	14	VSV1648WSOCR			\$2,484	\$3,147	\$2,786	\$2,732	\$3,395	\$3,034
	16 3/16	48	23 1/2	174	14	VST1648WSOCL	\$1,380	\$2,043						
	16 3/16	48	23 1/2	174	14	VSV1648WSOCL			\$2,484	\$3,147	\$2,786	\$2,732	\$3,395	\$3,034
	16 3/16	42	23 1/2	160	12	VST1642WSOCR	\$1,312	\$1,938						
	16 3/16	42	23 1/2	160	12	VSV1642WSOCR			\$2,295	\$2,921	\$2,597	\$2,526	\$3,152	\$2,828
	16 3/16	42	23 1/2	160	12	VST1642WSOCL	\$1,312	\$1,938						
	16 3/16	42	23 1/2	160	12	VSV1642WSOCL			\$2,295	\$2,921	\$2,597	\$2,526	\$3,152	\$2,828



- select door style
- aluminum frame door offered in both frosted or white back painted glass, specify when ordering
- white markerboard doors available, specify and add \$382 list to laminate or veneer door price
- locking available on laminate or wood doors, specify and add \$72 list; glass doors are non-locking
- supported by wall cleat - hardware provided by installer
- right door configuration - 1 door hinges left and 2 doors hinge right
- left door configuration - 1 door hinges right and 2 doors hinge left
- no pulls

Description	D	W	H	CTN WT	CU FT	① Model	Laminate		Flat Cut Veneer			Double Cut Veneer		
							Laminate Door	Alum. Frm Glass Door	Veneer Door	Alum. Frm Glass Door	Wood Frm Glass Door	Veneer Door	Alum. Frm Glass Door	Wood Frm Glass Door
Wall Mount Overhead Cabinet with Two Doors and Cubbies	16 3/16	36	23 1/2	148	11	VST1636WSOC	\$1,144	\$1,611						
	16 3/16	36	23 1/2	148	11	VSV1636WSOC			\$2,000	\$2,467	\$2,180	\$2,200	\$2,667	\$2,380
	16 3/16	30	23 1/2	141	9	VST1630WSOC	\$1,087	\$1,518						
	16 3/16	30	23 1/2	141	9	VSV1630WSOC			\$1,893	\$2,324	\$2,073	\$2,081	\$2,512	\$2,261



- select door style
- aluminum frame door offered in both frosted or white back painted glass, specify when ordering
- white markerboard doors available, specify and add \$227 list to laminate or veneer door price
- locking available on laminate or wood doors, specify and add \$45 list; glass doors are non-locking
- supported by wall cleat - hardware provided by installer
- no pulls

To Order, Specify:

① Model Number

Laminate - VST

Veneer - VSV

② Worksurface Material (see page VI3)

- a.) TFL
- b.) HPL

② Wood Species - Cherry (CH1), Maple (MA1)

- Walnut (WA1), Black Oak (BO1) or Double Cut (DC1) (see page VI1)

③ Laminate Color (see page VI3)

- a.) Worksurface Color
- b.) Chassis Color
- c.) Drawer Color

③ Finish Color (see page VI1)

④ Edge Profile (see page VI4)

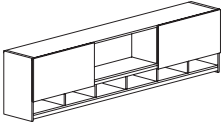
⑤ Pull Style and Color (see page VI4)

⑥ Optional Grommet Location & Color - Matte Black (MBK) or Arctic Silver (ASL) (see page VI6)

⑦ Other Product Options (see page VI110)

⑧ Accessories (see page VS314)

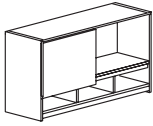
⑨ Power and Data Options (see page VS324)

Description	D	W	H	CTN WT	CU FT	① Model	Laminate	Flat Cut Veneer	Double Cut Veneer
Wall Mount Overhead Cabinet with Two Sliding Doors and Cubbies 	16 3/16	108	23 1/2	326	30	VST16108WSDC	\$2,920		
	16 3/16	108	23 1/2	326	30	VSV16108WSDC		\$5,251	\$5,776
	16 3/16	102	23 1/2	309	29	VST16102WSDC	\$2,779		
	16 3/16	102	23 1/2	309	29	VSV16102WSDC		\$4,961	\$5,456
	16 3/16	96	23 1/2	290	27	VST1696WSDC	\$2,643		
	16 3/16	96	23 1/2	290	27	VSV1696WSDC		\$4,668	\$5,135
	16 3/16	90	23 1/2	273	25	VST1690WSDC	\$2,514		
	16 3/16	90	23 1/2	273	25	VSV1690WSDC		\$4,379	\$4,816

- white markerboard doors available, specify and add \$417 list to laminate or veneer door price
- locking not available
- supported by wall cleat - hardware provided by installer
- pulls not available

Wall Mount Overhead Cabinet with Sliding Door and Cubbies 	16 3/16	84	23 1/2	254	24	VST1684WSDC	\$2,392		
	16 3/16	84	23 1/2	254	24	VSV1684WSDC		\$4,086	\$4,495
	16 3/16	78	23 1/2	236	22	VST1678WSDC	\$2,352		
	16 3/16	78	23 1/2	236	22	VSV1678WSDC		\$3,794	\$4,173
	16 3/16	72	23 1/2	217	21	VST1672WSDC	\$2,235		
	16 3/16	72	23 1/2	217	21	VSV1672WSDC		\$3,582	\$3,940
	16 3/16	66	23 1/2	202	19	VST1666WSDC	\$2,126		
	16 3/16	66	23 1/2	202	19	VSV1666WSDC		\$3,405	\$3,746
	16 3/16	60	23 1/2	188	17	VST1660WSDC	\$2,039		
	16 3/16	60	23 1/2	188	17	VSV1660WSDC		\$3,302	\$3,631
	16 3/16	54	23 1/2	183	16	VST1654WSDC	\$1,929		
	16 3/16	54	23 1/2	183	16	VSV1654WSDC		\$3,084	\$3,391

- white markerboard door available, specify and add \$209 list to laminate or veneer door price
- locking not available
- supported by wall cleat - hardware provided by installer
- pulls not available

Description	D	W	H	CTN WT	CU FT	① Model	Laminate	Flat Cut Veneer	Double Cut Veneer
Wall Mount Overhead Cabinet with Sliding Door and Cubbies 	16 3/16	48	23 1/2	174	14	VST1648WSDC	\$1,661		
	16 3/16	48	23 1/2	174	14	VSV1648WSDC		\$2,654	\$2,920
	16 3/16	42	23 1/2	160	12	VST1642WSDC	\$1,592		
	16 3/16	42	23 1/2	160	12	VSV1642WSDC		\$2,541	\$2,795
	16 3/16	36	23 1/2	148	11	VST1636WSDC	\$1,396		
	16 3/16	36	23 1/2	148	11	VSV1636WSDC		\$2,231	\$2,455
	16 3/16	30	23 1/2	141	9	VST1630WSDC	\$1,378		
	16 3/16	30	23 1/2	141	9	VSV1630WSDC		\$2,206	\$2,426

- white markerboard door available, specify and add \$209 list to laminate or veneer door price
- locking not available
- supported by wall cleat - hardware provided by installer
- pulls not available

To Order, Specify:

① Model Number

Laminate - VST

Veneer - VSV

② Worksurface Material (see page VI3)

- a.) TFL
- b.) HPL

③ Laminate Color (see page VI3)

- a.) Worksurface Color
- b.) Chassis Color
- c.) Drawer Color

② Wood Species - Cherry (CH1), Maple (MA1)

Walnut (WA1), Black Oak (BO1) or
Double Cut (DC1) (see page VI1)

③ Finish Color (see page VI1)

④ Edge Profile (see page VI4)

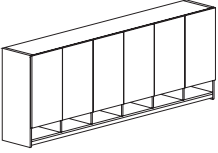
⑤ Pull Style and Color (see page VI4)

⑥ Optional Grommet Location & Color -
Matte Black (MBK) or Arctic Silver (ASL)
(see page VI6)

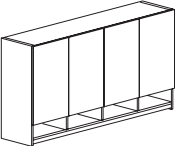
⑦ Other Product Options (see page VI110)

⑧ Accessories (see page VS314)

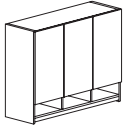
⑨ Power and Data Options (see page VS324)

Description	D	W	H	CTN WT	CU FT	① Model	Laminate		Flat Cut Veneer			Double Cut Veneer			
							Laminate Door	Alum. Frm Glass Door	Veneer Door	Alum. Frm Glass Door	Wood Frm Glass Door	Veneer Door	Alum. Frm Glass Door	Wood Frm Glass Door	
Double Height Wall Mount Overhead Cabinet with Six Doors and Cubbies 	16 ³ / ₁₆	108	35 ¹ / ₂	411	44	VST16108WDSOC	\$3,056	\$4,899							
	16 ³ / ₁₆	108	35 ¹ / ₂	411	44	VSV16108WDSOC			\$6,018	\$7,861	\$6,820	\$6,621	\$8,464	\$7,423	
	16 ³ / ₁₆	102	35 ¹ / ₂	389	42	VST16102WDSOC	\$2,909	\$4,701							
	16 ³ / ₁₆	102	35 ¹ / ₂	389	42	VSV16102WDSOC			\$5,685	\$7,477	\$6,487	\$6,256	\$8,048	\$7,058	
	16 ³ / ₁₆	96	35 ¹ / ₂	365	39	VST1696WDSOC	\$2,763	\$4,503							
	16 ³ / ₁₆	96	35 ¹ / ₂	365	39	VSV1696WDSOC			\$5,349	\$7,089	\$6,151	\$5,886	\$7,626	\$6,688	
	16 ³ / ₁₆	90	35 ¹ / ₂	344	37	VST1690WDSOC	\$2,628	\$4,318							
	16 ³ / ₁₆	90	35 ¹ / ₂	344	37	VSV1690WDSOC			\$5,018	\$6,708	\$5,820	\$5,519	\$7,209	\$6,321	


- select door style
- aluminum frame door offered in both frosted or white back painted glass, specify when ordering
- white markerboard doors available, specify and add \$1,014 list to laminate or veneer door price
- locking available on laminate or wood doors, specify and add \$112 list; glass doors are non-locking
- supported by wall cleat - hardware provided by installer
- no pulls

Description	D	W	H	CTN WT	CU FT	① Model	Laminate		Flat Cut Veneer			Double Cut Veneer			
							Laminate Door	Alum. Frm Glass Door	Veneer Door	Alum. Frm Glass Door	Wood Frm Glass Door	Veneer Door	Alum. Frm Glass Door	Wood Frm Glass Door	
Double Height Wall Mount Overhead Cabinet with Four Doors and Cubbies 	16 ³ / ₁₆	84	35 ¹ / ₂	320	35	VST1684WDSOC	\$2,500	\$3,830							
	16 ³ / ₁₆	84	35 ¹ / ₂	320	35	VSV1684WDSOC			\$4,682	\$6,012	\$5,307	\$5,152	\$6,482	\$5,777	
	16 ³ / ₁₆	78	35 ¹ / ₂	297	32	VST1678WDSOC	\$2,456	\$3,737							
	16 ³ / ₁₆	78	35 ¹ / ₂	297	32	VSV1678WDSOC			\$4,351	\$5,632	\$4,976	\$4,785	\$6,066	\$5,410	
	16 ³ / ₁₆	72	35 ¹ / ₂	274	30	VST1672WDSOC	\$2,334	\$3,562							
	16 ³ / ₁₆	72	35 ¹ / ₂	274	30	VSV1672WDSOC			\$4,043	\$5,271	\$4,668	\$4,448	\$5,676	\$5,073	
	16 ³ / ₁₆	66	35 ¹ / ₂	255	27	VST1666WDSOC	\$2,211	\$3,391							
	16 ³ / ₁₆	66	35 ¹ / ₂	255	27	VSV1666WDSOC			\$3,835	\$5,015	\$4,460	\$4,219	\$5,399	\$4,844	
	16 ³ / ₁₆	60	35 ¹ / ₂	237	25	VST1660WDSOC	\$2,126	\$3,254							
	16 ³ / ₁₆	60	35 ¹ / ₂	237	25	VSV1660WDSOC			\$3,721	\$4,849	\$4,346	\$4,096	\$5,224	\$4,721	
	16 ³ / ₁₆	54	35 ¹ / ₂	231	23	VST1654WDSOC	\$2,005	\$3,082							
	16 ³ / ₁₆	54	35 ¹ / ₂	231	23	VSV1654WDSOC			\$3,560	\$4,637	\$4,185	\$3,916	\$4,993	\$4,541	

- select door style
- aluminum frame door offered in both frosted or white back painted glass, specify when ordering
- white markerboard doors available, specify and add \$791 list to laminate or veneer door price
- locking available on laminate or wood doors, specify and add \$77 list; glass doors are non-locking
- supported by wall cleat - hardware provided by installer
- no pulls

Description	D	W	H	CTN WT	CU FT	① Model	Laminate		Flat Cut Veneer			Double Cut Veneer			
							Laminate Door	Alum. Frm Glass Door	Veneer Door	Alum. Frm Glass Door	Wood Frm Glass Door	Veneer Door	Alum. Frm Glass Door	Wood Frm Glass Door	
 Double Height Wall Mount Overhead Cabinet with Three Doors and Cubbies	16 3/16	48	35 1/2	221	20	VST1648WDSOCR	\$1,727	\$2,597							
	16 3/16	48	35 1/2	221	20	VSV1648WDSOCR			\$3,059	\$3,929	\$3,473	\$3,366	\$4,236	\$3,780	
	16 3/16	48	35 1/2	221	20	VST1648WDSOCL	\$1,727	\$2,597							
	16 3/16	48	35 1/2	221	20	VSV1648WDSOCL			\$3,059	\$3,929	\$3,473	\$3,366	\$4,236	\$3,780	
	16 3/16	42	35 1/2	203	18	VST1642WDSOCR	\$1,649	\$2,470							
	16 3/16	42	35 1/2	203	18	VSV1642WDSOCR			\$2,706	\$3,527	\$3,120	\$2,976	\$3,797	\$3,390	
	16 3/16	42	35 1/2	203	18	VST1642WDSOCL	\$1,649	\$2,470							
	16 3/16	42	35 1/2	203	18	VSV1642WDSOCL			\$2,706	\$3,527	\$3,120	\$2,976	\$3,797	\$3,390	

- select door style
- aluminum frame door offered in both frosted or white back painted glass, specify when ordering
- white markerboard doors available, specify and add \$523 list to laminate or veneer door price
- locking available on laminate or wood doors, specify and add \$72 list; glass doors are non-locking
- supported by wall cleat - hardware provided by installer
- right door configuration - 1 door hinges left and 2 doors hinge right
- left door configuration - 1 door hinges right and 2 doors hinge left
- no pulls

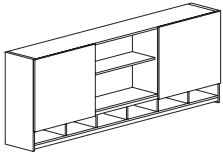
Description	D	W	H	CTN WT	CU FT	① Model	Laminate		Flat Cut Veneer			Double Cut Veneer			
							Laminate Door	Alum. Frm Glass Door	Veneer Door	Alum. Frm Glass Door	Wood Frm Glass Door	Veneer Door	Alum. Frm Glass Door	Wood Frm Glass Door	
 Double Height Wall Mount Overhead Cabinet with Two Doors and Cubbies	16 3/16	36	35 1/2	188	16	VST1636WDSOC	\$1,438	\$2,053							
	16 3/16	36	35 1/2	188	16	VSV1636WDSOC			\$2,533	\$3,148	\$2,817	\$2,787	\$3,402	\$3,071	
	16 3/16	30	35 1/2	180	13	VST1630WDSOC	\$1,375	\$1,939							
	16 3/16	30	35 1/2	180	13	VSV1630WDSOC			\$2,335	\$2,899	\$2,619	\$2,570	\$3,134	\$2,854	

- select door style
- aluminum frame door offered in both frosted or white back painted glass, specify when ordering
- white markerboard doors available, specify and add \$359 list to laminate or veneer door price
- locking available on laminate or wood doors, specify and add \$45 list; glass doors are non-locking
- supported by wall cleat - hardware provided by installer
- no pulls

To Order, Specify:

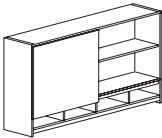
① Model Number	Laminate - VST	Veneer - VSV
	② Worksurface Material (see page V13) a.) TFL b.) HPL ③ Laminate Color (see page V13) a.) Worksurface Color b.) Chassis Color c.) Drawer Color	② Wood Species - Cherry (CH1), Maple (MA1) Walnut (WA1), Black Oak (BO1) or Double Cut (DC1) (see page V11) ③ Finish Color (see page V11)
		④ Edge Profile (see page V14) ⑤ Pull Style and Color (see page V14) ⑥ Optional Grommet Location & Color - Matte Black (MBK) or Arctic Silver (ASL) (see page V16) ⑦ Other Product Options (see page V110) ⑧ Accessories (see page VS314) ⑨ Power and Data Options (see page VS324)

Description	D	W	H	CTN WT	CU FT	① Model	Laminate	Flat Cut Veneer	Double Cut Veneer
Double Height Wall Mount Overhead Cabinet with Two Sliding Doors and Cubbies	16 3/16	108	35 1/2	411	44	VST16108WDSDC	\$3,455		
	16 3/16	108	35 1/2	411	44	VSV16108WDSDC		\$6,322	\$6,954
	16 3/16	102	35 1/2	389	42	VST16102WDSDC	\$3,301		
	16 3/16	102	35 1/2	389	42	VSV16102WDSDC		\$5,937	\$6,531
	16 3/16	96	35 1/2	365	39	VST1696WDSDC	\$3,224		
	16 3/16	96	35 1/2	365	39	VSV1696WDSDC		\$5,796	\$6,375
	16 3/16	90	35 1/2	344	37	VST1690WDSDC	\$3,081		
	16 3/16	90	35 1/2	344	37	VSV1690WDSDC		\$5,434	\$5,978



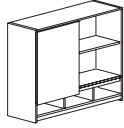
- white markerboard doors available, specify and add \$551 list to laminate or veneer door price
- locking not available
- supported by wall cleat - hardware provided by installer
- pulls not available

Double Height Wall Mount Overhead Cabinet with Sliding Door and Cubbies	16 3/16	84	35 1/2	320	35	VST1684WDSDC	\$2,942		
	16 3/16	84	35 1/2	320	35	VSV1684WDSDC		\$5,070	\$5,577
	16 3/16	78	35 1/2	297	32	VST1678WDSDC	\$2,811		
	16 3/16	78	35 1/2	297	32	VSV1678WDSDC		\$4,711	\$5,181
	16 3/16	72	35 1/2	274	30	VST1672WDSDC	\$2,685		
	16 3/16	72	35 1/2	274	30	VSV1672WDSDC		\$4,441	\$4,886
	16 3/16	66	35 1/2	255	27	VST1666WDSDC	\$2,550		
	16 3/16	66	35 1/2	255	27	VSV1666WDSDC		\$4,237	\$4,660
	16 3/16	60	35 1/2	237	25	VST1660WDSDC	\$2,467		
	16 3/16	60	35 1/2	237	25	VSV1660WDSDC		\$4,121	\$4,533
	16 3/16	54	35 1/2	231	23	VST1654WDSDC	\$2,368		
	16 3/16	54	35 1/2	231	23	VSV1654WDSDC		\$3,790	\$4,170



- white markerboard door available, specify and add \$277 list to laminate or veneer door price
- locking not available
- supported by wall cleat - hardware provided by installer
- pulls not available

Description	D	W	H	CTN WT	CU FT	① Model	Laminate	Flat Cut Veneer	Double Cut Veneer
Double Height Wall Mount Overhead Cabinet with Sliding Door and Cubbies	16 3/16	48	35 1/2	221	20	VST1648WSDC	\$2,099		
	16 3/16	48	35 1/2	221	20	VSV1648WSDC		\$3,357	\$3,695
	16 3/16	42	35 1/2	203	18	VST1642WSDC	\$2,019		
	16 3/16	42	35 1/2	203	18	VSV1642WSDC		\$3,230	\$3,552
	16 3/16	36	35 1/2	188	16	VST1636WSDC	\$1,946		
	16 3/16	36	35 1/2	188	16	VSV1636WSDC		\$3,108	\$3,418
	16 3/16	30	35 1/2	180	13	VST1630WSDC	\$1,930		
	16 3/16	30	35 1/2	180	13	VSV1630WSDC		\$3,086	\$3,396



- white markerboard door available, specify and add \$277 list to laminate or veneer door price
- locking not available
- supported by wall cleat - hardware provided by installer
- pulls not available

To Order, Specify:

① Model Number

Laminate - VST

Veneer - VSV

② Worksurface Material (see page VI3)

- a.) TFL
- b.) HPL

③ Laminate Color (see page VI3)

- a.) Worksurface Color
- b.) Chassis Color
- c.) Drawer Color

② Wood Species - Cherry (CH1), Maple (MA1)

- Walnut (WA1), Black Oak (BO1) or
- Double Cut (DC1) (see page VI1)

③ Finish Color (see page VI1)

④ Edge Profile (see page VI4)

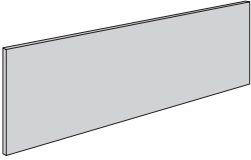
⑤ Pull Style and Color (see page VI4)

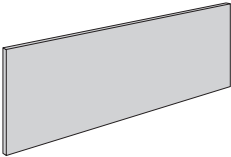
⑥ Optional Grommet Location & Color -
Matte Black (MBK) or Arctic Silver (ASL)
(see page VI6)

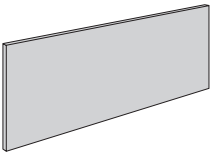
⑦ Other Product Options (see page VI110)

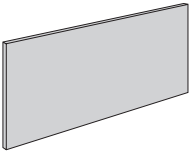
⑧ Accessories (see page VS314)

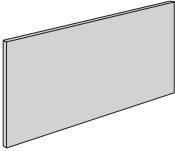
⑨ Power and Data Options (see page VS324)

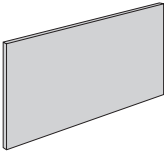
Description	D	W	H	CTN WT	CU FT	① Model	List Price Per Grade
84" w Wall Mount Tackboard for Overhead Cabinet 	1 1/4	83 3/4	21 1/2	19	5	VSB8422WT	COM \$423 A \$452 B \$507 C \$603 D \$729 E \$853 F \$1,048 G \$1,256 H \$1,477 I \$1,825 J \$2,242
	· com ydg: 2 3/4						

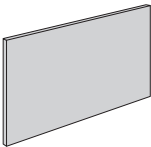
78" w Wall Mount Tackboard for Overhead Cabinet 	1 1/4	77 3/4	21 1/2	17	5	VSB7822WT	COM \$409 A \$435 B \$486 C \$574 D \$687 E \$802 F \$977 G \$1,167 H \$1,368 I \$1,683 J \$2,062
	· com ydg: 2 1/2						

72" w Wall Mount Tackboard for Overhead Cabinet 	1 1/4	71 3/4	21 1/2	17	5	VSB7222WT	COM \$384 A \$407 B \$453 C \$532 D \$635 E \$736 F \$895 G \$1,065 H \$1,247 I \$1,531 J \$1,871
	· com ydg: 2 1/4						

66" w Wall Mount Tackboard for Overhead Cabinet 	1 1/4	65 3/4	21 1/2	15	4	VSB6622WT	COM \$358 A \$377 B \$417 C \$489 D \$579 E \$671 F \$810 G \$962 H \$1,123 I \$1,376 J \$1,679
	· com ydg: 2						

Description	D	W	H	CTN WT	CU FT	① Model	List Price Per Grade
60" w Wall Mount Tackboard for Overhead Cabinet 	1 ¼	59 ¾	21 ½	14	4	VSB6022WT	COM \$345 A \$365 B \$405 C \$476 D \$567 E \$658 F \$798 G \$950 H \$1,111 I \$1,364 J \$1,666
· com ydg: 2							

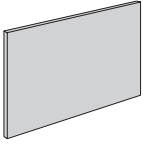
54" w Wall Mount Tackboard for Overhead Cabinet 	1 ¼	53 ¾	21 ½	13	4	VSB5422WT	COM \$321 A \$338 B \$373 C \$434 D \$515 E \$595 F \$718 G \$850 H \$991 I \$1,211 J \$1,476
· com ydg: 1 ¾							

48" w Wall Mount Tackboard for Overhead Cabinet 	1 ¼	47 ¾	21 ½	12	3	VSB4822WT	COM \$295 A \$312 B \$348 C \$409 D \$489 E \$569 F \$693 G \$825 H \$966 I \$1,186 J \$1,451
· com ydg: 1 ¾							

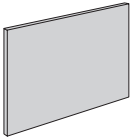
To Order, Specify:

- ① Model Number
- ② Fabric Selection: vendor, pattern, color

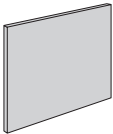
Description	D	W	H	CTN WT	CU FT	① Model	List Price Per Grade
42" w Wall Mount Tackboard for Overhead Cabinet	1 1/4	41 3/4	21 1/2	11	3	VSB4222WT	COM \$268 A \$284 B \$313 C \$367 D \$434 E \$502 F \$610 G \$722 H \$843 I \$1,033 J \$1,259
· com ydg: 1 1/2							

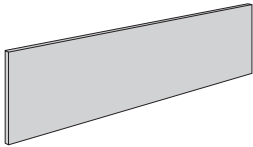


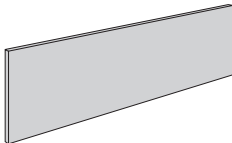
36" w Wall Mount Tackboard for Overhead Cabinet	1 1/4	35 3/4	21 1/2	10	3	VSB3622WT	COM \$244 A \$257 B \$282 C \$326 D \$383 E \$439 F \$528 G \$622 H \$723 I \$881 J \$1,071
· com ydg: 1 1/4							



30" w Wall Mount Tackboard for Overhead Cabinet	1 1/4	29 3/4	21 1/2	9	2	VSB3022WT	COM \$234 A \$246 B \$271 C \$316 D \$371 E \$429 F \$516 G \$612 H \$711 I \$869 J \$1,059
· com ydg: 1 1/4							

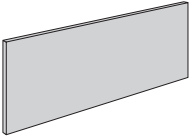


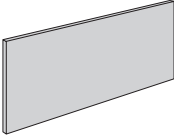
Description	D	W	H	CTN WT	CU FT	① Model	List Price Per Grade	
84" w Wall Mount Tackboard for Overhead Cabinet with Cubbies 	1 1/4	83 3/4	19	17	5	VSB8420WTC	COM \$415	
								A \$444
								B \$499
								C \$596
								D \$721
								E \$845
								F \$1,039
								G \$1,247
								H \$1,470
								I \$1,816
								J \$2,233

78" w Wall Mount Tackboard for Overhead Cabinet with Cubbies 	1 1/4	77 3/4	19	16	4	VSB7820WTC	COM \$402	
								A \$428
								B \$477
								C \$566
								D \$680
								E \$793
								F \$970
								G \$1,159
								H \$1,361
								I \$1,676
								J \$2,054

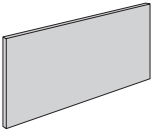
72" w Wall Mount Tackboard for Overhead Cabinet with Cubbies 	1 1/4	71 3/4	19	15	4	VSB7220WTC	COM \$377	
								A \$401
								B \$446
								C \$526
								D \$627
								E \$729
								F \$889
								G \$1,059
								H \$1,241
								I \$1,523
								J \$1,864

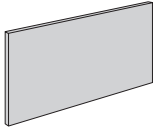
To Order, Specify:
 ① Model Number
 ② Fabric Selection: vendor, pattern, color

Description	D	W	H	CTN WT	CU FT	① Model	List Price Per Grade
66" w Wall Mount Tackboard for Overhead Cabinet with Cubbies 	1 1/4	65 3/4	19	14	4	VSB6620WTC	COM \$350 A \$370 B \$410 C \$481 D \$573 E \$663 F \$804 G \$955 H \$1,117 I \$1,370 J \$1,671

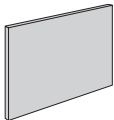
60" w Wall Mount Tackboard for Overhead Cabinet with Cubbies 	1 1/4	59 3/4	19	13	4	VSB6020WTC	COM \$339 A \$359 B \$399 C \$470 D \$561 E \$652 F \$792 G \$944 H \$1,105 I \$1,358 J \$1,661
--	-------	--------	----	----	---	------------	---

54" w Wall Mount Tackboard for Overhead Cabinet with Cubbies 	1 1/4	53 3/4	19	12	3	VSB5420WTC	COM \$316 A \$332 B \$368 C \$429 D \$510 E \$589 F \$711 G \$844 H \$986 I \$1,206 J \$1,471
--	-------	--------	----	----	---	------------	---


48" w Wall Mount Tackboard for Overhead Cabinet with Cubbies 	1 1/4	47 3/4	19	11	3	VSB4820WTC	COM \$288 A \$307 B \$343 C \$404 D \$483 E \$563 F \$686 G \$819 H \$960 I \$1,181 J \$1,446
--	-------	--------	----	----	---	------------	---

Description	D	W	H	CTN WT	CU FT	① Model	List Price Per Grade	
42" w Wall Mount Tackboard for Overhead Cabinet with Cubbies 	1 1/4	41 3/4	19	10	3	VSB4220WTC	COM \$263	
							A	\$280
							B	\$309
							C	\$362
							D	\$430
							E	\$498
							F	\$604
							G	\$718
							H	\$839
							I	\$1,028
							J	\$1,254

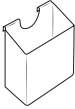

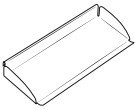
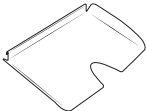
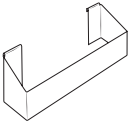
36" w Wall Mount Tackboard for Overhead Cabinet with Cubbies 	1 1/4	35 3/4	19	9	2	VSB3620WTC	COM \$239	
							A	\$251
							B	\$277
							C	\$322
							D	\$379
							E	\$434
							F	\$523
							G	\$617
							H	\$719
							I	\$876
							J	\$1,065

30" w Wall Mount Tackboard for Overhead Cabinet with Cubbies 	1 1/4	29 3/4	19	8	2	VSB3020WTC	COM \$228	
							A	\$241
							B	\$266
							C	\$310
							D	\$367
							E	\$425
							F	\$512
							G	\$607
							H	\$707
							I	\$865
							J	\$1,055

To Order, Specify:
 ① Model Number
 ② Fabric Selection: vendor, pattern, color

Description	D	W	H	CTN WT	CU FT	① Model	List Price
	¾	106 ½	3 ¼	9	3	VSB108AR	\$487
	¾	100 ½	3 ¼	8	3	VSB102AR	\$467
	¾	94 ½	3 ¼	7	3	VSB96AR	\$429
	¾	88 ½	3 ¼	7	3	VSB90AR	\$409
	¾	82 ½	3 ¼	6	2	VSB84AR	\$389
	¾	76 ½	3 ¼	6	2	VSB78AR	\$371
	¾	70 ½	3 ¼	5	2	VSB72AR	\$350
	¾	64 ½	3 ¼	4	2	VSB66AR	\$333
	¾	58 ½	3 ¼	4	2	VSB60AR	\$313
	¾	52 ½	3 ¼	4	2	VSB54AR	\$293
	¾	46 ½	3 ¼	3	2	VSB48AR	\$276
	¾	40 ½	3 ¼	3	1	VSB42AR	\$258
	¾	34 ½	3 ¼	3	1	VSB36AR	\$238
	¾	28 ½	3 ¼	2	1	VSB30AR	\$218

· used within overhead units for accessory tools

Description	D	W	H	CTN WT	CU FT	① Model	List Price
Upright Tray  <ul style="list-style-type: none"> pen and gadget cup Arctic Silver finish 	1 9/16	3 1/8	3 3/16	1	1	AC203CUP	\$105
Small Tray  <ul style="list-style-type: none"> tray for paper clips and other small items Arctic Silver finish 	3 5/16	2 11/16	0 7/8	1	1	AC403TRAY	\$80
Pencil Tray  <ul style="list-style-type: none"> tray for pencils and other small items Arctic Silver finish 	3 5/16	7 11/16	0 7/8	1	1	AC408TRAY	\$97
Paper Tray  <ul style="list-style-type: none"> tray for 8 1/2" x 11" letter paper size Arctic Silver finish 	9 7/16	13 3/16	0 7/8	2	1	AC912PAP	\$148
File Hanger  <ul style="list-style-type: none"> file hanger for 8 1/2" x 11" letter size hanging file folders Arctic Silver finish 	2 13/16	12 3/16	4	1	1	AC313FILE	\$140

To Order, Specify:

① Model Number

Laminate - VST

Veneer - VSV

② Worksurface Material (see page VI3)

- a.) TFL
- b.) HPL

③ Laminate Color (see page VI3)

- a.) Worksurface Color
- b.) Chassis Color
- c.) Drawer Color

② Wood Species - Cherry (CH1), Maple (MA1)

- Walnut (WA1), Black Oak (BO1) or
- Double Cut (DC1) (see page VI1)

③ Finish Color (see page VI1)

④ Edge Profile (see page VI4)

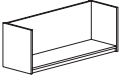
⑤ Pull Style and Color (see page VI4)

⑥ Optional Grommet Location & Color -
Matte Black (MBK) or Arctic Silver (ASL)
(see page VI6)

⑦ Other Product Options (see page VI110)

⑧ Accessories (see page VS314)

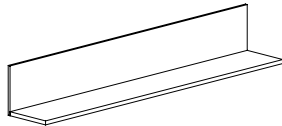
⑨ Power and Data Options (see page VS324)

Description	D	W	H	CTN WT	CU FT	① Model	Laminate	Flat Cut Veneer	Double Cut Veneer
Wall Mount Overhead Shelf 	15 7/16	54	17 1/2	65	12	VST1554WTS	\$705		
	15 7/16	54	17 1/2	65	12	VSV1554WTS		\$985	\$1,082
	15 7/16	48	17 1/2	58	10	VST1548WTS	\$615		
	15 7/16	48	17 1/2	58	10	VSV1548WTS		\$864	\$950
	15 7/16	42	17 1/2	51	9	VST1542WTS	\$559		
	15 7/16	42	17 1/2	51	9	VSV1542WTS		\$780	\$856
	15 7/16	36	17 1/2	44	8	VST1536WTS	\$478		
	15 7/16	36	17 1/2	44	8	VSV1536WTS		\$675	\$742
	15 7/16	30	17 1/2	42	7	VST1530WTS	\$475		
	15 7/16	30	17 1/2	42	7	VSV1530WTS		\$654	\$721

· supported by wall cleat - hardware provided by installer

Double Height Wall Mount Overhead Shelf 	15 7/16	54	29 1/2	85	19	VST1554WDTS	\$775		
	15 7/16	54	29 1/2	85	19	VSV1554WDTS		\$960	\$1,058
	15 7/16	48	29 1/2	76	17	VST1548WDTS	\$677		
	15 7/16	48	29 1/2	76	17	VSV1548WDTS		\$840	\$925
	15 7/16	42	29 1/2	67	15	VST1542WDTS	\$614		
	15 7/16	42	29 1/2	67	15	VSV1542WDTS		\$762	\$840
	15 7/16	36	29 1/2	58	13	VST1536WDTS	\$523		
	15 7/16	36	29 1/2	58	13	VSV1536WDTS		\$653	\$719
	15 7/16	30	29 1/2	55	11	VST1530WDTS	\$520		
	15 7/16	30	29 1/2	55	11	VSV1530WDTS		\$648	\$714

· supported by wall cleat - hardware provided by installer

Description	D	W	H	CTN WT	CU FT	① Model	Laminate	Flat Cut Veneer	Double Cut Veneer
Wall Mount Single Shelf for 84" Height 	15 3/8	96	14 3/4	84	17	VST1596-15WMS	\$816		
	15 3/8	96	14 3/4	84	17	VSV1596-15WMS		\$1,330	\$1,463
	15 3/8	90	14 3/4	79	16	VST1590-15WMS	\$780		
	15 3/8	90	14 3/4	79	16	VSV1590-15WMS		\$1,280	\$1,409
	15 3/8	84	14 3/4	74	15	VST1584-15WMS	\$742		
	15 3/8	84	14 3/4	74	15	VSV1584-15WMS		\$1,228	\$1,351
	15 3/8	78	14 3/4	69	14	VST1578-15WMS	\$722		
	15 3/8	78	14 3/4	69	14	VSV1578-15WMS		\$1,196	\$1,315
	15 3/8	72	14 3/4	64	13	VST1572-15WMS	\$684		
	15 3/8	72	14 3/4	64	13	VSV1572-15WMS		\$1,144	\$1,259
	15 3/8	66	14 3/4	59	12	VST1566-15WMS	\$665		
	15 3/8	66	14 3/4	59	12	VSV1566-15WMS		\$1,112	\$1,223
	15 3/8	60	14 3/4	54	11	VST1560-15WMS	\$597		
	15 3/8	60	14 3/4	54	11	VSV1560-15WMS		\$1,029	\$1,133
	15 3/8	54	14 3/4	49	10	VST1554-15WMS	\$568		
	15 3/8	54	14 3/4	49	10	VSV1554-15WMS		\$988	\$1,086
	15 3/8	48	14 3/4	44	9	VST1548-15WMS	\$540		
	15 3/8	48	14 3/4	44	9	VSV1548-15WMS		\$947	\$1,041
	15 3/8	42	14 3/4	39	8	VST1542-15WMS	\$501		
	15 3/8	42	14 3/4	39	8	VSV1542-15WMS		\$898	\$988
15 3/8	36	14 3/4	34	7	VST1536-15WMS	\$434			
15 3/8	36	14 3/4	34	7	VSV1536-15WMS		\$818	\$899	
15 3/8	30	14 3/4	29	6	VST1530-15WMS	\$407			
15 3/8	30	14 3/4	29	6	VSV1530-15WMS		\$777	\$854	

• supported by aluminum wall cleat - hardware provided by installer

To Order, Specify:

① Model Number

Laminate - VST

Veneer - VSV

② Worksurface Material (see page VI3)

- a.) TFL
- b.) HPL

③ Laminate Color (see page VI3)

- a.) Worksurface Color
- b.) Chassis Color
- c.) Drawer Color

② Wood Species - Cherry (CH1), Maple (MA1)

- Walnut (WA1), Black Oak (BO1) or
- Double Cut (DC1) (see page VI1)

③ Finish Color (see page VI1)

④ Edge Profile (see page VI4)

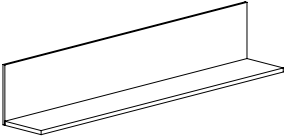
⑤ Pull Style and Color (see page VI4)

⑥ Optional Grommet Location & Color -
Matte Black (MBK) or Arctic Silver (ASL)
(see page VI6)

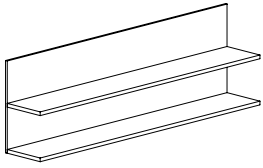
⑦ Other Product Options (see page VI110)

⑧ Accessories (see page VS314)

⑨ Power and Data Options (see page VS324)

Description	D	W	H	CTN WT	CU FT	① Model	Laminate	Flat Cut Veneer	Double Cut Veneer
Wall Mount Single Shelf for 72" Height 	15 3/8	96	17 1/2	89	19	VST1596-18WMS	\$840		
	15 3/8	96	17 1/2	89	19	VSV1596-18WMS		\$1,348	\$1,483
	15 3/8	90	17 1/2	84	18	VST1590-18WMS	\$802		
	15 3/8	90	17 1/2	84	18	VSV1590-18WMS		\$1,295	\$1,426
	15 3/8	84	17 1/2	79	17	VST1584-18WMS	\$761		
	15 3/8	84	17 1/2	79	17	VSV1584-18WMS		\$1,243	\$1,367
	15 3/8	78	17 1/2	74	16	VST1578-18WMS	\$742		
	15 3/8	78	17 1/2	74	16	VSV1578-18WMS		\$1,208	\$1,329
	15 3/8	72	17 1/2	69	15	VST1572-18WMS	\$701		
	15 3/8	72	17 1/2	69	15	VSV1572-18WMS		\$1,156	\$1,271
	15 3/8	66	17 1/2	64	14	VST1566-18WMS	\$681		
	15 3/8	66	17 1/2	64	14	VSV1566-18WMS		\$1,122	\$1,235
	15 3/8	60	17 1/2	59	12	VST1560-18WMS	\$611		
	15 3/8	60	29 1/2	102	20	VSV1560-18WMS		\$1,038	\$1,143
	15 3/8	54	29 1/2	91	18	VST1554-18WMS	\$581		
	15 3/8	54	29 1/2	91	18	VSV1554-18WMS		\$996	\$1,096
	15 3/8	48	29 1/2	81	16	VST1548-18WMS	\$552		
	15 3/8	48	29 1/2	81	16	VSV1548-18WMS		\$953	\$1,049
	15 3/8	42	29 1/2	71	14	VST1542-18WMS	\$512		
	15 3/8	42	29 1/2	71	14	VSV1542-18WMS		\$903	\$993
15 3/8	36	29 1/2	61	12	VST1536-18WMS	\$443			
15 3/8	36	29 1/2	61	12	VSV1536-18WMS		\$821	\$904	
15 3/8	30	29 1/2	51	10	VST1530-18WMS	\$414			
15 3/8	30	29 1/2	51	10	VSV1530-18WMS		\$789	\$868	

· supported by aluminum wall cleat - hardware provided by installer

Description	D	W	H	CTN WT	CU FT	① Model	Laminate	Flat Cut Veneer	Double Cut Veneer
	15 3/8	96	29 1/2	163	31	VST1596-30WMS	\$1,059		
	15 3/8	96	29 1/2	163	31	VSV1596-30WMS		\$1,617	\$1,779
	15 3/8	90	29 1/2	153	29	VST1590-30WMS	\$1,014		
	15 3/8	90	29 1/2	153	29	VSV1590-30WMS		\$1,555	\$1,711
	15 3/8	84	29 1/2	143	27	VST1584-30WMS	\$948		
	15 3/8	84	29 1/2	143	27	VSV1584-30WMS		\$1,471	\$1,618
	15 3/8	78	29 1/2	133	25	VST1578-30WMS	\$920		
	15 3/8	78	29 1/2	133	25	VSV1578-30WMS		\$1,420	\$1,562
	15 3/8	72	29 1/2	122	24	VST1572-30WMS	\$874		
	15 3/8	72	29 1/2	122	24	VSV1572-30WMS		\$1,356	\$1,493
	15 3/8	66	29 1/2	112	22	VST1566-30WMS	\$847		
	15 3/8	66	29 1/2	112	22	VSV1566-30WMS		\$1,313	\$1,446
	15 3/8	60	29 1/2	102	20	VST1560-30WMS	\$770		
	15 3/8	60	29 1/2	102	20	VSV1560-30WMS		\$1,219	\$1,341
	15 3/8	54	29 1/2	91	18	VST1554-30WMS	\$734		
	15 3/8	54	29 1/2	91	18	VSV1554-30WMS		\$1,166	\$1,283
	15 3/8	48	29 1/2	81	16	VST1548-30WMS	\$698		
	15 3/8	48	29 1/2	81	16	VSV1548-30WMS		\$1,113	\$1,225
	15 3/8	42	29 1/2	71	14	VST1542-30WMS	\$646		
	15 3/8	42	29 1/2	71	14	VSV1542-30WMS		\$1,053	\$1,159
15 3/8	36	29 1/2	61	12	VST1536-30WMS	\$552			
15 3/8	36	29 1/2	61	12	VSV1536-30WMS		\$941	\$1,036	
15 3/8	30	29 1/2	51	10	VST1530-30WMS	\$516			
15 3/8	30	29 1/2	51	10	VSV1530-30WMS		\$889	\$978	

· supported by aluminum wall cleat - hardware provided by installer

To Order, Specify:

- | | | |
|--|---|---|
| <p>① Model Number</p> <p>② Worksurface Material (see page VI3)
a.) TFL
b.) HPL</p> <p>③ Laminate Color (see page VI3)
a.) Worksurface Color
b.) Chassis Color
c.) Drawer Color</p> | <p>Laminate - VST</p> <p>Veneer - VSV</p> <p>② Wood Species - Cherry (CH1), Maple (MA1)
Walnut (WA1), Black Oak (BO1) or
Double Cut (DC1) (see page VI1)</p> <p>③ Finish Color (see page VI1)</p> | <p>④ Edge Profile (see page VI4)</p> <p>⑤ Pull Style and Color (see page VI4)</p> <p>⑥ Optional Grommet Location & Color -
Matte Black (MBK) or Arctic Silver (ASL)
(see page VI6)</p> <p>⑦ Other Product Options (see page VI110)</p> <p>⑧ Accessories (see page VS314)</p> <p>⑨ Power and Data Options (see page VS324)</p> |
|--|---|---|

Description	D	W	H	CTN WT	CU FT	① Model	Laminate	Flat Cut Veneer	Double Cut Veneer
	13	108	10	131	12	VST10108WCU	\$1,446		
	13	108	10	131	12	VSV10108WCU		\$2,292	\$2,523
	13	102	10	122	11	VST10102WCU	\$1,349		
	13	102	10	122	11	VSV10102WCU		\$2,142	\$2,356
	13	96	10	113	11	VST1096WCU	\$1,257		
	13	96	10	113	11	VSV1096WCU		\$1,991	\$2,189
	13	90	10	106	10	VST1090WCU	\$1,169		
	13	90	10	106	10	VSV1090WCU		\$1,852	\$2,038

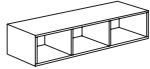
- 6 compartments
- supported by wall cleat - hardware provided by installer
- VST10108WCU or VSV10108WCU interior dimensions - 11 7/16 d x 17 1/8 w x 8 1/2 h
- VST10102WCU or VSV10102WCU interior dimensions - 11 7/16 d x 16 1/8 w x 8 1/2 h
- VST1096WCU or VSV1096WCU interior dimensions - 11 7/16 d x 15 1/8 w x 8 1/2 h
- VST1090WCU or VSV1090WCU interior dimensions - 11 7/16 d x 14 1/8 w x 8 1/2 h

	13	84	10	98	9	VST1084WCU	\$1,075		
	13	84	10	98	9	VSV1084WCU		\$1,703	\$1,874
	13	78	10	89	9	VST1078WCU	\$992		
	13	78	10	89	9	VSV1078WCU		\$1,570	\$1,729

- 5 compartments
- supported by wall cleat - hardware provided by installer
- VST1084WCU or VSV1084WCU interior dimensions - 11 7/16 d X 15 7/8 w X 8 1/2 h
- VST1078WCU or VSV1078WCU interior dimensions - 11 7/16 d X 14 3/4 w X 8 1/2 h

	13	72	10	81	8	VST1072WCU	\$917		
	13	72	10	81	8	VSV1072WCU		\$1,452	\$1,596
	13	66	10	74	8	VST1066WCU	\$842		
	13	66	10	74	8	VSV1066WCU		\$1,332	\$1,465
	13	60	10	68	7	VST1060WCU	\$775		
	13	60	10	68	7	VSV1060WCU		\$1,225	\$1,347

- 4 compartments
- supported by wall cleat - hardware provided by installer
- VST1072WCU or VSV1072WCU interior dimensions - 11 7/16 d x 17 1/16 w x 8 1/2 h
- VST1066WCU or VSV1066WCU interior dimensions - 11 7/16 d x 15 9/16 w x 8 1/2 h
- VST1060WCU or VSV1060WCU interior dimensions - 11 7/16 d x 14 1/16 w x 8 1/2 h

Description	D	W	H	CTN WT	CU FT	① Model	Laminate	Flat Cut Veneer	Double Cut Veneer
	13	54	10	62	6	VST1054WCU	\$713		
	13	54	10	62	6	VSV1054WCU		\$1,129	\$1,242
	13	48	10	53	6	VST1048WCU	\$657		
	13	48	10	53	6	VSV1048WCU		\$1,041	\$1,147

- 3 compartments
- supported by wall cleat - hardware provided by installer
- VST1054WCU or VSV1054WCU interior dimensions - 11 7/16 d x 17 w x 8 1/2 h
- VST1048WCU or VSV1048WCU interior dimensions - 11 7/16 d x 15 w x 8 1/2 h

	13	42	10	47	5	VST1042WCU	\$603		
	13	42	10	47	5	VSV1042WCU		\$955	\$1,049
	13	36	10	42	4	VST1036WCU	\$554		
	13	36	10	42	4	VSV1036WCU		\$875	\$965
	13	30	10	37	4	VST1030WCU	\$511		
	13	30	10	37	4	VSV1030WCU		\$809	\$890

- 2 compartments
- supported by wall cleat - hardware provided by installer
- VST1042WCU or VSV1042WCU interior dimensions - 11 7/16 d x 19 7/8 w x 8 1/2 h
- VST1036WCU or VSV1036WCU interior dimensions - 11 7/16 d x 16 7/8 w x 8 1/2 h
- VST1030WCU or VSV1030WCU interior dimensions - 11 7/16 d x 13 7/8 w x 8 1/2 h

To Order, Specify:

① Model Number

Laminate - VST

Veneer - VSV

② Worksurface Material (see page VI3)

- a.) TFL
- b.) HPL

③ Laminate Color (see page VI3)

- a.) Worksurface Color
- b.) Chassis Color
- c.) Drawer Color

② Wood Species - Cherry (CH1), Maple (MA1)

- Walnut (WA1), Black Oak (BO1) or
- Double Cut (DC1) (see page VI1)

③ Finish Color (see page VI1)

④ Edge Profile (see page VI4)


⑤ Pull Style and Color (see page VI4)

⑥ Optional Grommet Location & Color -
Matte Black (MBK) or Arctic Silver (ASL)
(see page VI6)

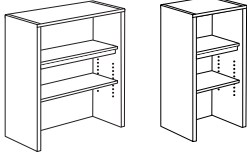
⑦ Other Product Options (see page VI110)

⑧ Accessories (see page VS314)

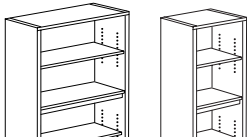
⑨ Power and Data Options (see page VS324)

Description	D	W	H	CTN WT	CU FT	① Model	Laminate	Flat Cut Veneer	Double Cut Veneer
Floating Shelf 	7	84	1	16	2	VST0784FS	\$468		
	7	84	1	16	2	VSV0784FS		\$663	\$730
	7	78	1	15	2	VST0778FS	\$452		
	7	78	1	15	2	VSV0778FS		\$651	\$717
	7	72	1	14	2	VST0772FS	\$435		
	7	72	1	14	2	VSV0772FS		\$638	\$702
	7	66	1	13	2	VST0766FS	\$420		
	7	66	1	13	2	VSV0766FS		\$625	\$688
	7	60	1	12	1	VST0760FS	\$404		
	7	60	1	12	1	VSV0760FS		\$613	\$675
	7	54	1	11	1	VST0754FS	\$387		
	7	54	1	11	1	VSV0754FS		\$600	\$661
	7	48	1	10	1	VST0748FS	\$370		
	7	48	1	10	1	VSV0748FS		\$588	\$646
	7	42	1	9	1	VST0742FS	\$346		
	7	42	1	9	1	VSV0742FS		\$567	\$624
	7	36	1	8	1	VST0736FS	\$330		
	7	36	1	8	1	VSV0736FS		\$554	\$611
	7	30	1	7	1	VST0730FS	\$313		
7	30	1	7	1	VSV0730FS		\$541	\$596	

· concealed mounting brackets included

Description	D	W	H	CTN WT	CU FT	① Model	Laminate	Flat Cut Veneer	Double Cut Veneer
Bookcase Overhead 	15 7/16	35 3/4	42 1/2	78	13	VST1636B0	\$1,050		
	15 7/16	35 3/4	42 1/2	78	13	VSV1636B0		\$1,365	\$1,501
	15 7/16	29 3/4	42 1/2	75	13	VST1630B0	\$960		
	15 7/16	29 3/4	42 1/2	75	13	VSV1630B0		\$1,198	\$1,316
	15 7/16	17 3/4	42 1/2	41	9	VST1618B0	\$738		
	15 7/16	17 3/4	42 1/2	41	9	VSV1618B0		\$1,055	\$1,161

• fixed shelf on top, adjustable shelf on bottom

Double Height Bookcase Overhead 	15 7/16	35 3/4	54 1/2	102	22	VST1636DB0	\$1,209		
	15 7/16	35 3/4	54 1/2	102	22	VSV1636DB0		\$1,812	\$1,992
	15 7/16	29 3/4	54 1/2	98	19	VST1630DB0	\$1,104		
	15 7/16	29 3/4	54 1/2	98	19	VSV1630DB0		\$1,654	\$1,818
	15 7/16	17 3/4	54 1/2	54	12	VST1618DB0	\$854		
	15 7/16	17 3/4	54 1/2	54	12	VSV1618DB0		\$1,281	\$1,409

• one fixed shelf, two adjustable shelves
 • backside of unit intended to go against a wall, cabinet should be secured to a wall as a safety precaution

To Order, Specify:

① Model Number

Laminate - VST

Veneer - VSV

② Worksurface Material (see page V13)

- a.) TFL
- b.) HPL

③ Laminate Color (see page V13)

- a.) Worksurface Color
- b.) Chassis Color
- c.) Drawer Color

② Wood Species - Cherry (CH1), Maple (MA1)

Walnut (WA1), Black Oak (BO1) or Double Cut (DC1) (see page V11)

③ Finish Color (see page V11)

④ Edge Profile (see page V14)

⑤ Pull Style and Color (see page V14)

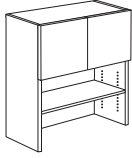
⑥ Optional Grommet Location & Color - Matte Black (MBK) or Arctic Silver (ASL) (see page V16)

⑦ Other Product Options (see page V1110)

⑧ Accessories (see page VS314)

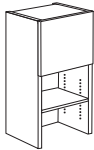
⑨ Power and Data Options (see page VS324)

Description	D	W	H	CTN WT	CU FT	① Model	Laminate		Flat Cut Veneer			Double Cut Veneer		
							Laminate Door	Alum. Frm Glass Door	Veneer Door	Alum. Frm Glass Door	Wood Frm Glass Door	Veneer Door	Alum. Frm Glass Door	Wood Frm Glass Door
Storage Tower with 17" h Doors	16 ³ / ₁₆	35 ³ / ₄	42 ¹ / ₂	90	13	VST1636SB	\$1,458	\$1,925						
	16 ³ / ₁₆	35 ³ / ₄	42 ¹ / ₂	90	13	VSV1636SB			\$1,839	\$2,306	\$2,019	\$2,025	\$2,492	\$2,205
	16 ³ / ₁₆	29 ³ / ₄	42 ¹ / ₂	80	13	VST1630SB	\$1,352	\$1,783						
	16 ³ / ₁₆	29 ³ / ₄	42 ¹ / ₂	80	13	VSV1630SB			\$1,597	\$2,028	\$1,777	\$1,760	\$2,191	\$1,940



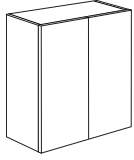
- 17" door height
- select door style
- aluminum frame door offered in both frosted or white back painted glass, specify when ordering
- white markerboard doors available, specify and add \$227 list to laminate or veneer door price
- locking available on laminate or wood doors, specify and add \$45 list; glass doors are non-locking
- adjustable shelf
- no pulls

Description	D	W	H	CTN WT	CU FT	① Model	Laminate		Flat Cut Veneer			Double Cut Veneer		
							Laminate Door	Alum. Frm Glass Door	Veneer Door	Alum. Frm Glass Door	Wood Frm Glass Door	Veneer Door	Alum. Frm Glass Door	Wood Frm Glass Door
Storage Tower with 17" h Door	16 ³ / ₁₆	17 ⁷ / ₈	42 ¹ / ₂	45	9	VST1618SBR	\$961	\$1,196						
	16 ³ / ₁₆	17 ⁷ / ₈	42 ¹ / ₂	45	9	VSV1618SBR			\$1,181	\$1,416	\$1,346	\$1,301	\$1,536	\$1,466
	16 ³ / ₁₆	17 ⁷ / ₈	42 ¹ / ₂	45	9	VST1618SBL	\$961	\$1,196						
	16 ³ / ₁₆	17 ⁷ / ₈	42 ¹ / ₂	45	9	VSV1618SBL			\$1,181	\$1,416	\$1,346	\$1,301	\$1,536	\$1,466




- 17" door height
- select door style
- aluminum frame door offered in both frosted or white back painted glass, specify when ordering
- white markerboard door available, specify and add \$209 list to laminate or veneer door price
- locking available on laminate or wood door, specify and add \$39 list; glass door is non-locking
- adjustable shelf
- no pull

Description	D	W	H	CTN WT	CU FT	① Model	Laminate		Flat Cut Veneer			Double Cut Veneer		
							Laminate Door	Alum. Frm Glass Door	Veneer Door	Alum. Frm Glass Door	Wood Frm Glass Door	Veneer Door	Alum. Frm Glass Door	Wood Frm Glass Door
Storage Tower with 42" h Doors	16 3/16	35 3/4	42 1/2	99	13	VST1636STD	\$1,546	\$2,318						
	16 3/16	35 3/4	42 1/2	99	13	VSV1636STD			\$1,887	\$2,659	\$2,217	\$2,078	\$2,850	\$2,408
	16 3/16	29 3/4	42 1/2	88	13	VST1630STD	\$1,281	\$1,989						
	16 3/16	29 3/4	42 1/2	88	13	VSV1630STD			\$1,665	\$2,373	\$1,995	\$1,833	\$2,541	\$2,163



- 42" door height
- select door style
- aluminum frame door offered in both frosted or white back painted glass, specify when ordering
- white markerboard doors available, specify and add \$417 list to laminate or veneer door price
- locking available on laminate or wood doors, specify and add \$45 list; glass doors are non-locking
- adjustable shelf

Description	D	W	H	CTN WT	CU FT	① Model	Laminate		Flat Cut Veneer			Double Cut Veneer		
							Laminate Door	Alum. Frm Glass Door	Veneer Door	Alum. Frm Glass Door	Wood Frm Glass Door	Veneer Door	Alum. Frm Glass Door	Wood Frm Glass Door
Storage Tower with 42" h Doors	16 3/16	17 7/8	42 1/2	51	9	VST1618STDR	\$1,009	\$1,396						
	16 3/16	17 7/8	42 1/2	51	9	VSV1618STDR			\$1,313	\$1,700	\$1,533	\$1,446	\$1,833	\$1,666
	16 3/16	17 7/8	42 1/2	51	9	VST1618STD L	\$1,009	\$1,396						
	16 3/16	17 7/8	42 1/2	51	9	VSV1618STD L			\$1,313	\$1,700	\$1,533	\$1,446	\$1,833	\$1,666

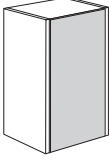



right shown


- 42" door height
- select door style
- aluminum frame door offered in both frosted or white back painted glass, specify when ordering
- white markerboard door available, specify and add \$277 list to laminate or veneer door price
- locking available on laminate or wood door, specify and add \$39 list; glass door is non-locking
- adjustable shelf

To Order, Specify:

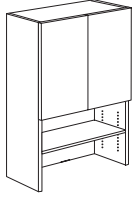
① Model Number	Laminate - VST	Veneer - VSV	④ Edge Profile (see page VI4)
	② Worksurface Material (see page VI3) a.) TFL b.) HPL	② Wood Species - Cherry (CH1), Maple (MA1) Walnut (WA1), Black Oak (BO1) or Double Cut (DC1) (see page VI1)	⑤ Pull Style and Color (see page VI4)
	③ Laminate Color (see page VI3) a.) Worksurface Color b.) Chassis Color c.) Drawer Color	③ Finish Color (see page VI1)	⑥ Optional Grommet Location & Color - Matte Black (MBK) or Arctic Silver (ASL) (see page VI6)
			⑦ Other Product Options (see page VI110)
			⑧ Accessories (see page VS314)
			⑨ Power and Data Options (see page VS324)

Description	D	W	H	CTN WT	CU FT	① Model	List Price Per Grade
36" w Fabric Back Panel for Storage Tower · for use with 36" w storage tower · com ydg: 1 1/4 	1/2	34 1/8	41 5/8	13	5	VSB3642TKB	COM \$319
	A	\$331					
	B	\$356					
	C	\$401					
	D	\$457					
	E	\$514					
	F	\$602					
	G	\$697					
	H	\$798					
	I	\$955					
	J	\$1,144					

30" w Fabric Back Panel for Storage Tower · for use with 30" w storage tower · com ydg: 1 1/4 	1/2	28 1/8	41 5/8	11	4	VSB3042TKB	COM \$298
	A	\$310					
	B	\$336					
	C	\$380					
	D	\$436					
	E	\$493					
	F	\$581					
	G	\$676					
	H	\$778					
	I	\$935					
	J	\$1,123					

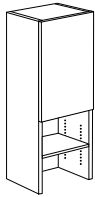
18" w Fabric Back Panel for Storage Tower · for use with 18" w storage tower · com ydg: 1 3/4 	1/2	16 1/8	41 5/8	7	2	VSB1842TKB	COM \$229
	A	\$237					
	B	\$251					
	C	\$278					
	D	\$312					
	E	\$347					
	F	\$401					
	G	\$456					
	H	\$517					
	I	\$612					
	J	\$725					

Description	D	W	H	CTN WT	CU FT	① Model	Laminate		Flat Cut Veneer			Double Cut Veneer		
							Laminate Door	Alum. Frm Glass Door	Veneer Door	Alum. FR Glass Door	Wood Glass Door	Veneer Door	Alum. FR Glass Door	Wood FR Glass Door
Double Height Storage Tower with 29" h Door	16 3/16	35 3/4	54 1/2	117	23	VST1636DSB	\$1,554	\$2,169						
	16 3/16	35 3/4	54 1/2	117	23	VSV1636DSB			\$2,393	\$3,008	\$2,677	\$2,632	\$3,247	\$2,916
	16 3/16	29 3/4	54 1/2	104	19	VST1630DSB	\$1,503	\$2,067						
	16 3/16	29 3/4	54 1/2	104	19	VSV1630DSB			\$1,955	\$2,519	\$2,239	\$2,150	\$2,714	\$2,434



- 29" door height
- select door style
- aluminum frame door offered in both frosted or white back painted glass, specify when ordering
- white markerboard doors available, specify and add \$359 list to laminate or veneer door price
- locking available on laminate or wood doors, specify and add \$451 list; glass doors are non-locking
- one fixed shelf, two adjustable shelves
- no pulls
- backside of unit intended to go against a wall, cabinet should be secured to a wall as a safety precaution

Description	D	W	H	CTN WT	CU FT	① Model	Laminate		Flat Cut Veneer			Double Cut Veneer		
							Laminate Door	Alum. FR Glass Door	Veneer Door	Alum. FR Glass Door	Wood Glass Door	Veneer Door	Alum. FR Glass Door	Wood Glass Door
Double Height Storage Tower with 29" h Door	16 3/16	17 7/8	54 1/2	59	12	VST1618DSBR	\$1,075	\$1,384						
	16 3/16	17 7/8	54 1/2	59	12	VSV1618DSBR			\$1,536	\$1,845	\$1,701	\$1,691	\$2,000	\$1,856
	16 3/16	17 7/8	54 1/2	59	12	VST1618DSBL	\$1,075	\$1,384						
	16 3/16	17 7/8	54 1/2	59	12	VSV1618DSBL			\$1,536	\$1,845	\$1,701	\$1,691	\$2,000	\$1,856




- 29" door height
- select door style
- aluminum frame door offered in both frosted or white back painted glass, specify when ordering
- white markerboard doors available, specify and add \$277 list to laminate or veneer door price
- locking available on laminate or wood door, specify and add \$39 list; glass door is non-locking
- one fixed shelf, two adjustable shelves
- no pull
- backside of unit intended to go against a wall, cabinet should be secured to a wall as a safety precaution

To Order, Specify:

- | | | |
|---|---|--|
| <p>① Model Number</p> <p>Laminate - VST</p> <p>② Worksurface Material (see page V13)</p> <p>a.) TFL</p> <p>b.) HPL</p> <p>③ Laminate Color (see page V13)</p> <p>a.) Worksurface Color</p> <p>b.) Chassis Color</p> <p>c.) Drawer Color</p> | <p>Veneer - VSV</p> <p>② Wood Species - Cherry (CH1), Maple (MA1)</p> <p>Walnut (WA1), Black Oak (BO1) or</p> <p>Double Cut (DC1) (see page V11)</p> <p>③ Finish Color (see page V11)</p> | <p>④ Edge Profile (see page V14)</p> <p>⑤ Pull Style and Color (see page V14)</p> <p>⑥ Optional Grommet Location & Color -</p> <p>Matte Black (MBK) or Arctic Silver (ASL)</p> <p>(see page V16)</p> <p>⑦ Other Product Options (see page V110)</p> <p>⑧ Accessories (see page VS314)</p> <p>⑨ Power and Data Options (see page VS324)</p> |
|---|---|--|

Description	D	W	H	CTN WT	CU FT	① Model	Laminate		Flat Cut Veneer			Double Cut Veneer		
							Laminate Door	Alum. Frm Glass Door	Veneer Door	Alum. Frm Glass Door	Wood Frm Glass Door	Veneer Door	Alum. Frm Glass Door	Wood Frm Glass Door
Double Height Storage Tower with 54" h Door	16 ³ / ₁₆	35 ³ / ₄	54 ¹ / ₂	129	23	VST1636DSTD	\$1,666	\$2,589						
	16 ³ / ₁₆	35 ³ / ₄	54 ¹ / ₂	129	23	VSV1636DSTD			\$2,454	\$3,377	\$2,784	\$2,699	\$3,622	\$3,029
	16 ³ / ₁₆	29 ³ / ₄	54 ¹ / ₂	115	19	VST1630DSTD	\$1,542	\$2,384						
	16 ³ / ₁₆	29 ³ / ₄	54 ¹ / ₂	115	19	VSV1630DSTD			\$2,147	\$2,989	\$2,477	\$2,361	\$3,203	\$2,691



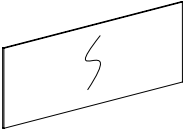
- 54" door height
- select door style
- aluminum frame door offered in both frosted or white back painted glass, specify when ordering
- white markerboard doors available, specify and add \$417 list to laminate or veneer door price
- locking available on laminate or wood doors, specify and add \$45 list; glass doors are non-locking
- one fixed shelf, two adjustable shelves
- backside of unit intended to go against a wall, cabinet should be secured to a wall as a safety precaution

Description	D	W	H	CTN WT	CU FT	① Model	Laminate		Flat Cut Veneer			Double Cut Veneer		
							Laminate Door	Alum.Frm Glass Door	Veneer Door	Alum. Frm Glass Door	Wood Frm Glass Door	Veneer Door	Alum. Frm Glass Door	Wood Frm Glass Door
Double Height Storage Tower with 54" h Door	16 ³ / ₁₆	17 ⁷ / ₈	54 ¹ / ₂	67	12	VST1618DSTDR	\$1,113	\$1,576						
	16 ³ / ₁₆	17 ⁷ / ₈	54 ¹ / ₂	67	12	VSV1618DSTDR			\$1,558	\$2,021	\$1,778	\$1,711	\$2,174	\$1,931
	16 ³ / ₁₆	17 ⁷ / ₈	54 ¹ / ₂	67	12	VST1618DSTDL	\$1,113	\$1,576						
	16 ³ / ₁₆	17 ⁷ / ₈	54 ¹ / ₂	67	12	VSV1618DSTDL			\$1,558	\$2,021	\$1,778	\$1,711	\$2,174	\$1,931



right shown

- 54" door height
- select door style
- aluminum frame door offered in both frosted or white back painted glass, specify when ordering
- white markerboard door available, specify and add \$277 list to laminate or veneer door price
- locking available on laminate or wood door, specify and add \$39 list; glass door is non-locking
- one fixed shelf, two adjustable shelves
- backside of unit intended to go against a wall, cabinet should be secured to a wall as a safety precaution

Description	D	W	H	CTN WT	CU FT	① Model	List Price
Markerboard for Front of Storage Overhead Cabinet 	1/2	23	106 1/8	32	7	VSB10823MB	\$597
	1/2	23	100 1/8	30	6	VSB10223MB	\$574
	1/2	23	94 1/8	29	6	VSB9623MB	\$550
	1/2	23	88 1/8	27	6	VSB9023MB	\$529
	1/2	23	82 1/8	25	5	VSB8423MB	\$508
	1/2	23	76 1/8	23	5	VSB7823MB	\$486
	1/2	23	70 1/8	22	5	VSB7223MB	\$445
	1/2	23	64 1/8	20	4	VSB6623MB	\$422
	1/2	23	58 1/8	18	4	VSB6023MB	\$399
	1/2	23	52 1/8	16	4	VSB5423MB	\$375
	1/2	23	46 1/8	14	3	VSB4823MB	\$334
	1/2	23	40 1/8	13	3	VSB4223MB	\$311
	1/2	23	34 1/8	11	3	VSB3623MB	\$288
1/2	23	28 1/8	9	2	VSB3023MB	\$265	

· use with standard overheads

To Order, Specify:

① Model Number

Laminate - VST

Veneer - VSV

② Worksurface Material (see page VI3)

- a.) TFL
- b.) HPL

③ Laminate Color (see page VI3)

- a.) Worksurface Color
- b.) Chassis Color
- c.) Drawer Color

② Wood Species - Cherry (CH1), Maple (MA1)

- Walnut (WA1), Black Oak (BO1) or
- Double Cut (DC1) (see page VI1)

③ Finish Color (see page VI1)

④ Edge Profile (see page VI4)

⑤ Pull Style and Color (see page VI4)

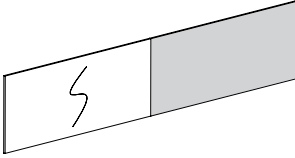
⑥ Optional Grommet Location & Color -
Matte Black (MBK) or Arctic Silver (ASL)
(see page VI6)

⑦ Other Product Options (see page VI110)

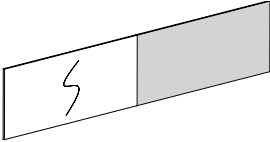
⑧ Accessories (see page VS314)

⑨ Power and Data Options (see page VS324)

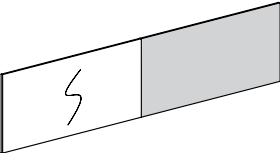
Description	D	W	H	CTN WT	CU FT	① Model	List Price Per Grade
Half Markerboard/Half Tackboard for Front of 108" w Storage Overhead Cabinet · for use with 108" w overhead · com ydg: 1 3/4	1/2	23	106 1/8	21	7	VSB10823MBTK1	COM \$740 A \$757 B \$792 C \$854 D \$934 E \$1,013 F \$1,136 G \$1,269 H \$1,410 I \$1,630 J \$1,896



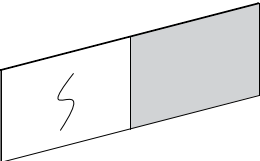
Half Markerboard/Half Tackboard for Front of 102" w Storage Overhead Cabinet · for use with 102" w overhead · com ydg: 1 3/4	1/2	23	100 1/8	19	6	VSB10223MBTK1	COM \$723 A \$741 B \$777 C \$839 D \$917 E \$997 F \$1,120 G \$1,253 H \$1,394 I \$1,615 J \$1,880
--	-----	----	---------	----	---	---------------	---

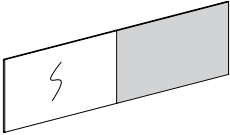


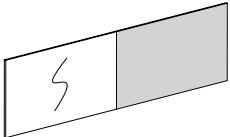
Half Markerboard/Half Tackboard for Front of 96" w Storage Overhead Cabinet · for use with 96" w overhead · com ydg: 1 1/2	1/2	23	94 1/8	18	6	VSB9623MBTK1	COM \$707 A \$722 B \$752 C \$805 D \$874 E \$941 F \$1,048 G \$1,161 H \$1,282 I \$1,471 J \$1,699
--	-----	----	--------	----	---	--------------	---

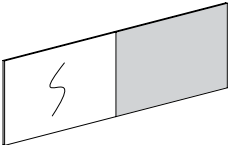


Half Markerboard/Half Tackboard for Front of 90" w Storage Overhead Cabinet · for use with 90" w overhead · com ydg: 1 1/2	1/2	23	88 1/8	17	6	VSB9023MBTK1	COM \$688 A \$704 B \$734 C \$786 D \$855 E \$924 F \$1,029 G \$1,143 H \$1,264 I \$1,452 J \$1,680
--	-----	----	--------	----	---	--------------	---

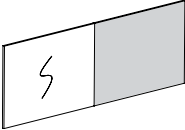


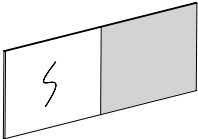
Description	D	W	H	CTN WT	CU FT	① Model	List Price Per Grade
Half Markerboard/Half Tackboard for Front of 84" w Storage Overhead Cabinet	1/2	23	82 1/8	16	5	VSB8423MBTK1	COM \$671 A \$685 B \$716 C \$768 D \$835 E \$905 F \$1,011 G \$1,123 H \$1,245 I \$1,434 J \$1,662
 <ul style="list-style-type: none"> · for use with 84" w overhead · com ydg: 1 1/2 							

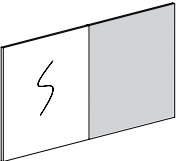
Half Markerboard/Half Tackboard for Front of 78" w Storage Overhead Cabinet	1/2	23	76 1/8	15	5	VSB7823MBTK1	COM \$651 A \$663 B \$688 C \$734 D \$790 E \$846 F \$935 G \$1,029 H \$1,131 I \$1,288 J \$1,477
 <ul style="list-style-type: none"> · for use with 78" w overhead · com ydg: 1 1/4 							

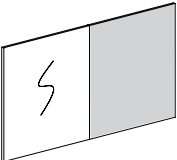
Half Markerboard/Half Tackboard for Front of 72" w Storage Overhead Cabinet	1/2	23	70 1/8	14	5	VSB7223MBTK1	COM \$633 A \$645 B \$671 C \$716 D \$771 E \$828 F \$916 G \$1,011 H \$1,112 I \$1,269 J \$1,459
 <ul style="list-style-type: none"> · for use with 72" w overhead · com ydg: 1 1/4 							

To Order, Specify:
 ① Model Number
 ② Fabric Selection: vendor, pattern, color

Description	D	W	H	CTN WT	CU FT	① Model	List Price Per Grade
Half Markerboard/Half Tackboard for Front of 66" w Storage Overhead Cabinet 	1/2	23	64 1/8	13	4	VSB6623MBTK1	COM \$623 A \$636 B \$661 C \$706 D \$762 E \$819 F \$907 G \$1,001 H \$1,102 I \$1,261 J \$1,450
<ul style="list-style-type: none"> · for use with 66" w overhead · com ydg: 1 1/4 							

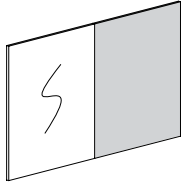
Half Markerboard/Half Tackboard for Front of 60" w Storage Overhead Cabinet 	1/2	23	58 1/8	12	4	VSB6023MBTK1	COM \$604 A \$615 B \$635 C \$671 D \$717 E \$761 F \$832 G \$907 H \$989 I \$1,114 J \$1,266
<ul style="list-style-type: none"> · for use with 60" w overhead · com ydg: 1 							

Half Markerboard/Half Tackboard for Front of 54" w Storage Overhead Cabinet 	1/2	23	52 1/8	10	4	VSB5423MBTK1	COM \$586 A \$597 B \$616 C \$652 D \$697 E \$743 F \$813 G \$889 H \$970 I \$1,096 J \$1,247
<ul style="list-style-type: none"> · for use with 54" w overhead · com ydg: 1 							

Half Markerboard/Half Tackboard for Front of 48" w Storage Overhead Cabinet 	1/2	23	46 1/8	9	3	VSB4823MBTK1	COM \$568 A \$578 B \$598 C \$634 D \$678 E \$724 F \$794 G \$870 H \$951 I \$1,077 J \$1,229
<ul style="list-style-type: none"> · for use with 48" w overhead · com ydg: 1 							

Description	D	W	H	CTN WT	CU FT	① Model	List Price Per Grade
Half Markerboard/Half Tackboard for Front of 42" w Storage Overhead Cabinet	1/2	23	40 1/8	8	3	VSB4223MBTK1	COM \$550 A \$559 B \$579 C \$615 D \$660 E \$706 F \$777 G \$852 H \$932 I \$1,059 J \$1,209

- for use with 42" w overhead
- com ydg: 1



To Order, Specify:

- ① Model Number
- ② Fabric Selection: vendor, pattern, color

Description	D	W	H	CTN WT	CU FT	① Model	List Price Per Grade
Center Markerboard/Left and Right Tackboard for Front of 108" w Storage Overhead Cabinet	1/2	23	106 1/8	21	7	VSB10823MBTK2	COM \$815 A \$835 B \$876 C \$947 D \$1,037 E \$1,128 F \$1,269 G \$1,421 H \$1,582 I \$1,834 J \$2,138

· for use with 108" w overhead
· com ydg: 1 3/4

Center Markerboard/Left and Right Tackboard for Front of 102" w Storage Overhead Cabinet	1/2	23	100 1/8	19	6	VSB10223MBTK2	COM \$799 A \$818 B \$852 C \$914 D \$993 E \$1,073 F \$1,197 G \$1,329 H \$1,471 I \$1,691 J \$1,956
--	-----	----	---------	----	---	---------------	---

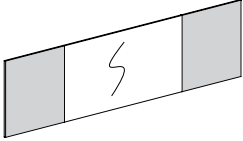
· for use with 102" w overhead
· com ydg: 1 3/4

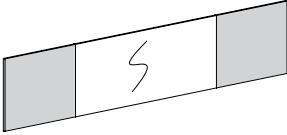
Center Markerboard/Left and Right Tackboard for Front of 96" w Storage Overhead Cabinet	1/2	23	94 1/8	18	6	VSB9623MBTK2	COM \$757 A \$773 B \$809 C \$871 D \$951 E \$1,031 F \$1,154 G \$1,287 H \$1,427 I \$1,647 J \$1,913
---	-----	----	--------	----	---	--------------	---

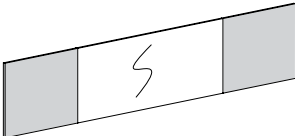
· for use with 96" w overhead
· com ydg: 1 3/4

Center Markerboard/Left and Right Tackboard for Front of 90" w Storage Overhead Cabinet	1/2	23	88 1/8	17	6	VSB9023MBTK2	COM \$738 A \$756 B \$791 C \$853 D \$932 E \$1,012 F \$1,135 G \$1,267 H \$1,409 I \$1,629 J \$1,895
---	-----	----	--------	----	---	--------------	---

· for use with 90" w overhead
· com ydg: 1 3/4

Description	D	W	H	CTN WT	CU FT	① Model	List Price Per Grade
Center Markerboard/Left and Right Tackboard for Front of 84" w Storage Overhead Cabinet  <ul style="list-style-type: none"> · for use with 84" w overhead · com ydg: 1 1/2 	1/2	23	82 1/8	16	5	VSB8423MBTK2	COM \$720 A \$735 B \$765 C \$818 D \$886 E \$954 F \$1,060 G \$1,174 H \$1,294 I \$1,483 J \$1,711

Center Markerboard/Left and Right Tackboard for Front of 78" w Storage Overhead Cabinet  <ul style="list-style-type: none"> · for use with 78" w overhead · com ydg: 1 1/2 	1/2	23	76 1/8	15	5	VSB7823MBTK2	COM \$700 A \$717 B \$746 C \$799 D \$867 E \$936 F \$1,041 G \$1,155 H \$1,276 I \$1,465 J \$1,692
--	-----	----	--------	----	---	--------------	--

Center Markerboard/Left and Right Tackboard for Front of 72" w Storage Overhead Cabinet  <ul style="list-style-type: none"> · for use with 72" w overhead · com ydg: 1 1/2 	1/2	23	70 1/8	14	5	VSB7223MBTK2	COM \$682 A \$698 B \$728 C \$781 D \$849 E \$916 F \$1,023 G \$1,136 H \$1,258 I \$1,447 J \$1,673
--	-----	----	--------	----	---	--------------	--


To Order, Specify:
 ① Model Number
 ② Fabric Selection: vendor, pattern, color

Description	D	W	H	CTN WT	CU FT	① Model	List Price Per Grade
Center Markerboard/Left and Right Tackboard for Front of 66" w Storage Overhead Cabinet	1/2	23	64 1/8	13	4	VSB6623MBTK2	COM \$663 A \$676 B \$701 C \$746 D \$803 E \$859 F \$948 G \$1,041 H \$1,143 I \$1,301 J \$1,491

· for use with 66" w overhead
· com ydg: 1 1/4

Center Markerboard/Left and Right Tackboard for Front of 60" w Storage Overhead Cabinet	1/2	23	58 1/8	12	4	VSB6023MBTK2	COM \$645 A \$658 B \$683 C \$726 D \$784 E \$841 F \$929 G \$1,023 H \$1,124 I \$1,282 J \$1,471
---	-----	----	--------	----	---	--------------	---

· for use with 60" w overhead
· com ydg: 1 1/4

Description	D	W	H	CTN WT	CU FT	① Model	List Price
Markerboard for Front of Storage Overhead Cabinet with Cubbies 	1/2	19 1/2	106 1/8	27	7	VSB10820MBC	\$541
	1/2	19 1/2	100 1/8	26	6	VSB10220MBC	\$522
	1/2	19 1/2	94 1/8	24	6	VSB9620MBC	\$501
	1/2	19 1/2	88 1/8	23	6	VSB9020MBC	\$483
	1/2	19 1/2	82 1/8	21	5	VSB8420MBC	\$466
	1/2	19 1/2	76 1/8	20	5	VSB7820MBC	\$446
	1/2	19 1/2	70 1/8	18	5	VSB7220MBC	\$408
	1/2	19 1/2	64 1/8	17	4	VSB6620MBC	\$389
	1/2	19 1/2	58 1/8	15	4	VSB6020MBC	\$369
	1/2	19 1/2	52 1/8	14	4	VSB5420MBC	\$348
	1/2	19 1/2	46 1/8	12	3	VSB4820MBC	\$310
	1/2	19 1/2	40 1/8	11	3	VSB4220MBC	\$290
	1/2	19 1/2	34 1/8	9	3	VSB3620MBC	\$271
	1/2	19 1/2	28 1/8	8	2	VSB3020MBC	\$251

· use with standard storage overhead with cubbies

To Order, Specify:

① Model Number

Laminate - VST

Veneer - VSV

② Worksurface Material (see page VI3)

- a.) TFL
- b.) HPL

③ Laminate Color (see page VI3)

- a.) Worksurface Color
- b.) Chassis Color
- c.) Drawer Color

② Wood Species - Cherry (CH1), Maple (MA1)

- Walnut (WA1), Black Oak (BO1) or
- Double Cut (DC1) (see page VI1)

③ Finish Color (see page VI1)

④ Edge Profile (see page VI4)

⑤ Pull Style and Color (see page VI4)

⑥ Optional Grommet Location & Color -
Matte Black (MBK) or Arctic Silver (ASL)
(see page VI6)

⑦ Other Product Options (see page VI110)

⑧ Accessories (see page VS314)

⑨ Power and Data Options (see page VS324)

Description	D	W	H	CTN WT	CU FT	① Model	List Price Per Grade
Half Markerboard/Half Tackboard for Front of 108" w Storage Overhead Cabinet with Cubbies	1/2	19 1/2	106 1/8	18	7	VSB10820MBTK1C	COM \$677 A \$696 B \$730 C \$792 D \$871 E \$951 F \$1,075 G \$1,207 H \$1,349 I \$1,570 J \$1,834

· for use with 108" w overhead with cubbies
· com ydg: 1 3/4

Half Markerboard/Half Tackboard for Front of 102" w Storage Overhead Cabinet with Cubbies	1/2	19 1/2	100 1/8	17	6	VSB10220MBTK1C	COM \$663 A \$682 B \$717 C \$779 D \$857 E \$937 F \$1,061 G \$1,194 H \$1,335 I \$1,556 J \$1,821
---	-----	--------	---------	----	---	----------------	---

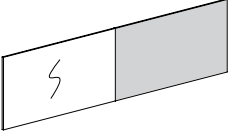
· for use with 102" w overhead with cubbies
· com ydg: 1 3/4

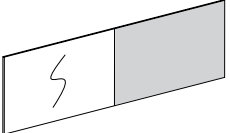
Half Markerboard/Half Tackboard for Front of 96" w Storage Overhead Cabinet with Cubbies	1/2	19 1/2	94 1/8	16	6	VSB9620MBTK1C	COM \$650 A \$665 B \$696 C \$748 D \$816 E \$884 F \$990 G \$1,104 H \$1,225 I \$1,414 J \$1,641
--	-----	--------	--------	----	---	---------------	---

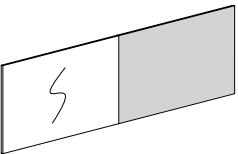
· for use with 96" w overhead with cubbies
· com ydg: 1 1/2

Half Markerboard/Half Tackboard for Front of 90" w Storage Overhead Cabinet with Cubbies	1/2	19 1/2	88 1/8	15	6	VSB9020MBTK1C	COM \$634 A \$650 B \$680 C \$732 D \$801 E \$868 F \$974 G \$1,087 H \$1,208 I \$1,398 J \$1,625
--	-----	--------	--------	----	---	---------------	---

· for use with 90" w overhead with cubbies
· com ydg: 1 1/2

Description	D	W	H	CTN WT	CU FT	① Model	List Price Per Grade
Half Markerboard/Half Tackboard for Front of 84" w Storage Overhead Cabinet with Cubbies	1/2	19 1/2	82 1/8	14	5	VSB8420MBTK1C	COM \$617 A \$633 B \$663 C \$717 D \$784 E \$852 F \$958 G \$1,072 H \$1,192 I \$1,383 J \$1,608
<ul style="list-style-type: none"> for use with 84" w overhead with cubbies com ydg: 1 1/4 							
							

Half Markerboard/Half Tackboard for Front of 78" w Storage Overhead Cabinet with Cubbies	1/2	19 1/2	76 1/8	13	5	VSB7820MBTK1C	COM \$601 A \$614 B \$639 C \$684 D \$741 E \$797 F \$886 G \$979 H \$1,081 I \$1,239 J \$1,428
<ul style="list-style-type: none"> for use with 78" w overhead with cubbies com ydg: 1 1/4 							
							

Half Markerboard/Half Tackboard for Front of 72" w Storage Overhead Cabinet with Cubbies	1/2	19 1/2	70 1/8	12	5	VSB7220MBTK1C	COM \$585 A \$598 B \$623 C \$668 D \$724 E \$781 F \$869 G \$964 H \$1,064 I \$1,222 J \$1,412
<ul style="list-style-type: none"> for use with 72" w overhead with cubbies com ydg: 1 1/4 							
							

To Order, Specify:
 ① Model Number
 ② Fabric Selection: vendor, pattern, color

Description	D	W	H	CTN WT	CU FT	① Model	List Price Per Grade
Half Markerboard/Half Tackboard for Front of 66" w Storage Overhead Cabinet with Cubbies	1/2	19 1/2	64 1/8	11	4	VSB6620MBTK1C	COM \$578 A \$591 B \$616 C \$661 D \$718 E \$773 F \$863 G \$956 H \$1,058 I \$1,216 J \$1,406

· for use with 66" w overhead with cubbies
· com ydg: 1 1/4

Half Markerboard/Half Tackboard for Front of 60" w Storage Overhead Cabinet with Cubbies	1/2	19 1/2	58 1/8	10	4	VSB6020MBTK1C	COM \$562 A \$573 B \$593 C \$627 D \$674 E \$719 F \$790 G \$865 H \$947 I \$1,072 J \$1,223
--	-----	--------	--------	----	---	---------------	---

· for use with 60" w overhead with cubbies
· com ydg: 1

Half Markerboard/Half Tackboard for Front of 54" w Storage Overhead Cabinet with Cubbies	1/2	19 1/2	52 1/8	9	4	VSB5420MBTK1C	COM \$547 A \$556 B \$577 C \$612 D \$658 E \$702 F \$773 G \$849 H \$930 I \$1,056 J \$1,207
--	-----	--------	--------	---	---	---------------	---

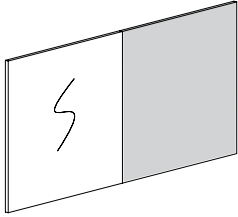
· for use with 54" w overhead with cubbies
· com ydg: 1

Half Markerboard/Half Tackboard for Front of 48" w Storage Overhead Cabinet with Cubbies	1/2	19 1/2	46 1/8	8	3	VSB4820MBTK1C	COM \$530 A \$540 B \$561 C \$596 D \$641 E \$686 F \$758 G \$832 H \$914 I \$1,039 J \$1,191
--	-----	--------	--------	---	---	---------------	---

· for use with 48" w overhead with cubbies
· com ydg: 1

Description	D	W	H	CTN WT	CU FT	① Model	List Price Per Grade
Half Markerboard/Half Tackboard for Front of 42" w Storage Overhead Cabinet with Cubbies	1/2	19 1/2	40 1/8	7	3	VSB4220MBTK1C	COM \$514 A \$525 B \$543 C \$579 D \$625 E \$671 F \$742 G \$816 H \$898 I \$1,023 J \$1,176

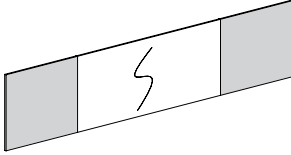
- for use with 42" w overhead with cubbies
- com ydg: 1



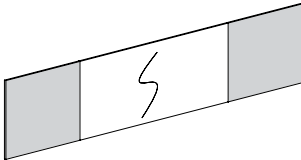
To Order, Specify:

- ① Model Number
- ② Fabric Selection: vendor, pattern, color

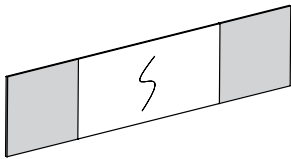
Description	D	W	H	CTN WT	CU FT	① Model	List Price Per Grade
Center Markerboard/Left and Right Tackboard for Front of 108" w Storage Overhead Cabinet with Cubbies · for use with 108" w overhead with cubbies · com ydg: 1 3/4	1/2	19 1/2	106 1/8	17	6	VSB10820MBTK2C	COM \$753 A \$773 B \$814 C \$886 D \$976 E \$1,067 F \$1,207 G \$1,359 H \$1,520 I \$1,773 J \$2,076

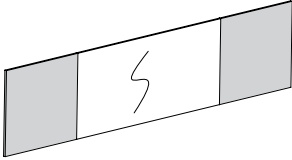


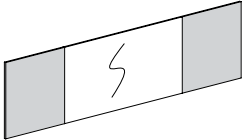
Center Markerboard/Left and Right Tackboard for Front of 102" w Storage Overhead Cabinet with Cubbies · for use with 102" w overhead with cubbies · com ydg: 1 3/4	1/2	19 1/2	100 1/8	17	6	VSB10220MBTK2C	COM \$741 A \$758 B \$793 C \$854 D \$934 E \$1,014 F \$1,137 G \$1,269 H \$1,411 I \$1,631 J \$1,896
--	-----	--------	---------	----	---	----------------	---



Center Markerboard/Left and Right Tackboard for Front of 96" w Storage Overhead Cabinet with Cubbies · for use with 96" w overhead with cubbies · com ydg: 1 3/4	1/2	19 1/2	94 1/8	16	6	VSB9620MBTK2C	COM \$699 A \$718 B \$753 C \$814 D \$893 E \$973 F \$1,097 G \$1,229 H \$1,371 I \$1,592 J \$1,856
--	-----	--------	--------	----	---	---------------	---



Description	D	W	H	CTN WT	CU FT	① Model	List Price Per Grade
Center Markerboard/Left and Right Tackboard for Front of 90" w Storage Overhead Cabinet with Cubbies 	1/2	19 1/2	88 1/8	15	6	VSB9020MBTK2C	COM \$683 A \$701 B \$736 C \$798 D \$877 E \$956 F \$1,081 G \$1,213 H \$1,354 I \$1,576 J \$1,839
							<ul style="list-style-type: none"> · for use with 90" w overhead with cubbies · com ydg: 1 3/4

Center Markerboard/Left and Right Tackboard for Front of 84" w Storage Overhead Cabinet with Cubbies 	1/2	19 1/2	82 1/8	14	5	VSB8420MBTK2C	COM \$666 A \$683 B \$713 C \$766 D \$833 E \$902 F \$1,008 G \$1,121 H \$1,242 I \$1,432 J \$1,658
							<ul style="list-style-type: none"> · for use with 84" w overhead with cubbies · com ydg: 1 1/2

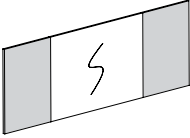
To Order, Specify:
 ① Model Number
 ② Fabric Selection: vendor, pattern, color

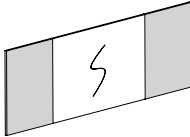
Description	D	W	H	CTN WT	CU FT	① Model	List Price Per Grade
Center Markerboard/Left and Right Tackboard for Front of 78" w Storage Overhead Cabinet with Cubbies	1/2	19 1/2	76 1/8	13	5	VSB7820MBTK2C	COM \$651 A \$666 B \$697 C \$749 D \$818 E \$886 F \$991 G \$1,105 H \$1,226 I \$1,415 J \$1,642

· for use with 78" w overhead with cubbies
· com ydg: 1 1/2

Center Markerboard/Left and Right Tackboard for Front of 72" w Storage Overhead Cabinet with Cubbies	1/2	19 1/2	70 1/8	12	5	VSB7220MBTK2C	COM \$635 A \$650 B \$681 C \$734 D \$802 E \$869 F \$975 G \$1,089 H \$1,209 I \$1,399 J \$1,626
--	-----	--------	--------	----	---	---------------	---

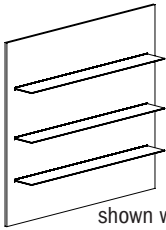
· for use with 72" w overhead with cubbies
· com ydg: 1 1/2

Description	D	W	H	CTN WT	CU FT	① Model	List Price Per Grade
Center Markerboard/Left and Right Tackboard for Front of 66" w Storage Overhead Cabinet with Cubbies  <ul style="list-style-type: none"> · for use with 66" w overhead with cubbies · com ydg: 1 1/4 	1/2	19 1/2	64 1/8	11	4	VSB6620MBTK2C	COM \$619 A \$632 B \$657 C \$701 D \$758 E \$814 F \$903 G \$997 H \$1,098 I \$1,256 J \$1,446

Center Markerboard/Left and Right Tackboard for Front of 60" w Storage Overhead Cabinet with Cubbies  <ul style="list-style-type: none"> · for use with 60" w overhead with cubbies · com ydg: 1 1/4 	1/2	19 1/2	58 1/8	10	4	VSB6020MBTK2C	COM \$602 A \$615 B \$640 C \$685 D \$742 E \$798 F \$887 G \$980 H \$1,082 I \$1,240 J \$1,429
--	-----	--------	--------	----	---	---------------	--

To Order, Specify:

- ① Model Number
- ② Fabric Selection: vendor, pattern, color



shown with three shelves

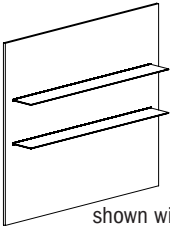
54 1/2" h Wall Panel with Glass Shelf

- use with standard height surfaces for 84" overall height (nothing above)
- specify number of shelves, shelf locations, shelf color (contrasting shelves on laminate models only)
- reference planning pages for shelf location options

Model	One Shelf			Two Shelves			Three Shelves			D	W	H	CTN WT	CU FT
	Laminate	Flat Cut Veneer	Dble Cut Veneer	Laminate	Flat Cut Veneer	Dble Cut Veneer	Laminate	Flat Cut Veneer	Dble Cut Veneer					
VST6054WPGS	\$1,155			\$1,825			\$2,495			7 15/16	60	54 1/2	102	21
VSV6054WPGS		\$1,523	\$1,600		\$2,193	\$2,270		\$2,863	\$2,940	7 15/16	60	54 1/2	102	21
VST5454WPGS	\$1,048			\$1,644			\$2,241			7 15/16	54	54 1/2	92	19
VSV5454WPGS		\$1,402	\$1,473		\$1,999	\$2,070		\$2,596	\$2,667	7 15/16	54	54 1/2	92	19
VST4854WPGS	\$925			\$1,449			\$1,974			7 15/16	48	54 1/2	82	17
VSV4854WPGS		\$1,266	\$1,330		\$1,790	\$1,854		\$2,315	\$2,379	7 15/16	48	54 1/2	82	17
VST4254WPGS	\$811			\$1,262			\$1,714			7 15/16	42	54 1/2	72	15
VSV4254WPGS		\$1,138	\$1,195		\$1,590	\$1,647		\$2,041	\$2,098	7 15/16	42	54 1/2	72	15
VST3954WPGS	\$770			\$1,194			\$1,617			7 15/16	39	54 1/2	66	14
VSV3954WPGS		\$1,091	\$1,146		\$1,514	\$1,569		\$1,938	\$1,993	7 15/16	39	54 1/2	66	14
VST3654WPGS	\$703			\$1,081			\$1,460			7 15/16	36	54 1/2	63	13
VSV3654WPGS		\$1,017	\$1,068		\$1,395	\$1,446		\$1,774	\$1,825	7 15/16	36	54 1/2	63	13
VST3354WPGS	\$662			\$1,013			\$1,363			7 15/16	33	54 1/2	57	12
VSV3354WPGS		\$969	\$1,018		\$1,320	\$1,369		\$1,670	\$1,719	7 15/16	33	54 1/2	57	12
VST3054WPGS	\$597			\$903			\$1,209			7 15/16	30	54 1/2	54	11
VSV3054WPGS		\$897	\$942		\$1,203	\$1,248		\$1,510	\$1,555	7 15/16	30	54 1/2	54	11
VST2454WPGS	\$464			\$673			\$882			7 15/16	24	54 1/2	44	9
VSV2454WPGS		\$751	\$789		\$960	\$998		\$1,169	\$1,207	7 15/16	24	54 1/2	44	9
VST1854WPGS	\$387			\$548			\$709			7 15/16	18	54 1/2	34	7
VSV1854WPGS		\$661	\$695		\$822	\$856		\$983	\$1,017	7 15/16	18	54 1/2	34	7

To Order, Specify:

- | | | |
|------------------------------|-----------------------|---------------------|
| <p>1 Model Number</p> | <p>Laminate - VST</p> | <p>Veneer - VSV</p> |
|------------------------------|-----------------------|---------------------|
-
- | | | |
|---|---|---|
| <p>2 Worksurface Material (see page VI3)</p> <p>a.) TFL</p> <p>b.) HPL</p> | <p>2 Wood Species - Cherry (CH1), Maple (MA1)</p> <p>Walnut (WA1), Black Oak (BO1) or</p> <p>Double Cut (DC1) (see page VI1)</p> | <p>4 Edge Profile (see page VI4)</p> |
| <p>3 Laminate Color (see page VI3)</p> <p>a.) Worksurface Color</p> <p>b.) Chassis Color</p> <p>c.) Drawer Color</p> | <p>3 Finish Color (see page VI1)</p> | <p>5 Pull Style and Color (see page VI4)</p> |
| | | <p>6 Optional Grommet Location & Color -</p> <p>Matte Black (MBK) or Arctic Silver (ASL)</p> <p>(see page VI6)</p> |
| | | <p>7 Other Product Options (see page VI110)</p> |
| | | <p>8 Accessories (see page VS314)</p> |
| | | <p>9 Power and Data Options (see page VS324)</p> |



52 3/16" h Wall Panel with Glass Shelf

- use with bench height surfaces for 72" overall height (nothing above)
- specify number of shelves, shelf locations, shelf color (contrasting shelves on laminate models only)
- reference planning pages for shelf location options

shown with two shelves

Model	One Shelf			Two Shelves			D	W	H	CTN WT	CU FT
	Laminate	Flat Cut Veneer	Dble Cut Veneer	Laminate	Flat Cut Veneer	Dble Cut Veneer					
VST6053WPGS	\$1,145			\$1,815			7 15/16	60	52 3/16	90	20
VSV6053WPGS		\$1,508	\$1,584		\$2,177	\$2,253	7 15/16	60	52 3/16	90	20
VST5453WPGS	\$1,039			\$1,636			7 15/16	54	52 3/16	81	18
VSV5453WPGS		\$1,388	\$1,458		\$1,985	\$2,055	7 15/16	54	52 3/16	81	18
VST4853WPGS	\$917			\$1,442			7 15/16	48	52 3/16	72	16
VSV4853WPGS		\$1,253	\$1,316		\$1,778	\$1,841	7 15/16	48	52 3/16	72	16
VST4253WPGS	\$804			\$1,256			7 15/16	42	52 3/16	63	14
VSV4253WPGS		\$1,128	\$1,185		\$1,579	\$1,636	7 15/16	42	52 3/16	63	14
VST3953WPGS	\$764			\$1,188			7 15/16	39	52 3/16	58	13
VSV3953WPGS		\$1,081	\$1,136		\$1,505	\$1,560	7 15/16	39	52 3/16	58	13
VST3653WPGS	\$697			\$1,076			7 15/16	36	52 3/16	55	12
VSV3653WPGS		\$1,008	\$1,059		\$1,386	\$1,437	7 15/16	36	52 3/16	55	12
VST3353WPGS	\$657			\$1,007			7 15/16	33	52 3/16	50	11
VSV3353WPGS		\$961	\$1,010		\$1,311	\$1,360	7 15/16	33	52 3/16	50	11
VST3053WPGS	\$592			\$898			7 15/16	30	52 3/16	47	10
VSV3053WPGS		\$890	\$935		\$1,196	\$1,241	7 15/16	30	52 3/16	47	10
VST2453WPGS	\$461			\$669			7 15/16	24	52 3/16	38	9
VSV2453WPGS		\$745	\$783		\$954	\$992	7 15/16	24	52 3/16	38	9
VST1853WPGS	\$384			\$545			7 15/16	18	52 3/16	29	7
VSV1853WPGS		\$656	\$689		\$817	\$850	7 15/16	18	52 3/16	29	7

To Order, Specify:

1 Model Number

Laminate - VST

Veneer - VSV

2 Worksurface Material (see page VI3)

- a.) TFL
- b.) HPL

3 Laminate Color (see page VI3)

- a.) Worksurface Color
- b.) Chassis Color
- c.) Drawer Color

2 Wood Species - Cherry (CH1), Maple (MA1)

- Walnut (WA1), Black Oak (BO1) or Double Cut (DC1) (see page VI1)

3 Finish Color (see page VI1)

4 Edge Profile (see page VI4)

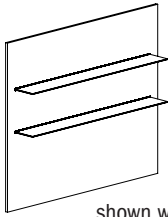
5 Pull Style and Color (see page VI4)

6 Optional Grommet Location & Color - Matte Black (MBK) or Arctic Silver (ASL) (see page VI6)

7 Other Product Options (see page VI110)

8 Accessories (see page VS314)

9 Power and Data Options (see page VS324)



49 1/16" h Wall Panel with Glass Shelf

- use with bench height surfaces and 14 3/4" h L-shelf for 84" overall height
- specify number of shelves, shelf locations, shelf color (contrasting shelves on laminate models only)
- reference planning pages for shelf location options

shown with two shelves

Model	One Shelf			Two Shelves			D	W	H	CTN WT	CU FT
	Laminate	Flat Cut Veneer	Dble Cut Veneer	Laminate	Flat Cut Veneer	Dble Cut Veneer					
VST6050WPGS	\$1,129			\$1,799			7 15/16	60	49 11/16	88	19
VSV6050WPGS		\$1,484	\$1,559		\$2,154	\$2,229	7 15/16	60	49 11/16	88	19
VST5450WPGS	\$1,024			\$1,621			7 15/16	54	49 11/16	79	17
VSV5450WPGS		\$1,367	\$1,436		\$1,964	\$2,033	7 15/16	54	49 11/16	79	17
VST4850WPGS	\$903			\$1,428			7 15/16	48	49 11/16	70	15
VSV4850WPGS		\$1,234	\$1,296		\$1,759	\$1,821	7 15/16	48	49 11/16	70	15
VST4250WPGS	\$792			\$1,244			7 15/16	42	49 11/16	61	14
VSV4250WPGS		\$1,111	\$1,167		\$1,562	\$1,618	7 15/16	42	49 11/16	61	14
VST3950WPGS	\$753			\$1,176			7 15/16	39	49 11/16	56	13
VSV3950WPGS		\$1,065	\$1,119		\$1,489	\$1,543	7 15/16	39	49 11/16	56	13
VST3650WPGS	\$687			\$1,065			7 15/16	36	49 11/16	53	12
VSV3650WPGS		\$993	\$1,043		\$1,372	\$1,422	7 15/16	36	49 11/16	53	12
VST3350WPGS	\$647			\$998			7 15/16	33	49 11/16	48	11
VSV3350WPGS		\$948	\$996		\$1,298	\$1,346	7 15/16	33	49 11/16	48	11
VST3050WPGS	\$583			\$889			7 15/16	30	49 11/16	45	10
VSV3050WPGS		\$877	\$921		\$1,184	\$1,228	7 15/16	30	49 11/16	45	10
VST2450WPGS	\$453			\$662			7 15/16	24	49 11/16	36	8
VSV2450WPGS		\$735	\$772		\$944	\$981	7 15/16	24	49 11/16	36	8
VST1850WPGS	\$378			\$539			7 15/16	18	49 11/16	27	6
VSV1850WPGS		\$648	\$681		\$809	\$842	7 15/16	18	49 11/16	27	6

To Order, Specify:

① Model Number

Laminate - VST

Veneer - VSV

② Worksurface Material (see page VI3)

- a.) TFL
- b.) HPL

③ Laminate Color (see page VI3)

- a.) Worksurface Color
- b.) Chassis Color
- c.) Drawer Color

② Wood Species - Cherry (CH1), Maple (MA1)

- Walnut (WA1), Black Oak (BO1) or
- Double Cut (DC1) (see page VI1)

③ Finish Color (see page VI1)

④ Edge Profile (see page VI4)

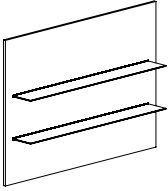
⑤ Pull Style and Color (see page VI4)

⑥ Optional Grommet Location & Color -
Matte Black (MBK) or Arctic Silver (ASL)
(see page VI6)

⑦ Other Product Options (see page VI110)

⑧ Accessories (see page VS314)

⑨ Power and Data Options (see page VS324)



42 1/2" h Wall Panel with Glass Shelf

- use with standard height surfaces for 72" overall height (nothing above)
- specify number of shelves, shelf locations, shelf color (contrasting shelves on laminate models only)
- reference planning pages for shelf location options

shown with two shelves

Model	One Shelf			Two Shelves			D	W	H	CTN WT	CU FT
	Laminate	Flat Cut Veneer	Dble Cut Veneer	Laminate	Flat Cut Veneer	Dble Cut Veneer					
VST6042WPGS	\$1,100			\$1,770			7 15/16	60	42 1/2	79	16
VSV6042WPGS		\$1,438	\$1,510		\$2,108	\$2,180	7 15/16	60	42 1/2	79	16
VST5442WPGS	\$998			\$1,595			7 15/16	54	42 1/2	71	15
VSV5442WPGS		\$1,326	\$1,393		\$1,923	\$1,990	7 15/16	54	42 1/2	71	15
VST4842WPGS	\$881			\$1,405			7 15/16	48	42 1/2	63	13
VSV4842WPGS		\$1,198	\$1,258		\$1,722	\$1,782	7 15/16	48	42 1/2	63	13
VST4242WPGS	\$772			\$1,223			7 15/16	42	42 1/2	56	12
VSV4242WPGS		\$1,079	\$1,133		\$1,530	\$1,584	7 15/16	42	42 1/2	56	12
VST3942WPGS	\$734			\$1,158			7 15/16	39	42 1/2	51	11
VSV3942WPGS		\$1,035	\$1,087		\$1,459	\$1,511	7 15/16	39	42 1/2	51	11
VST3642WPGS	\$670			\$1,048			7 15/16	36	42 1/2	48	10
VSV3642WPGS		\$966	\$1,015		\$1,344	\$1,393	7 15/16	36	42 1/2	48	10
VST3342WPGS	\$631			\$982			7 15/16	33	42 1/2	43	9
VSV3342WPGS		\$922	\$969		\$1,273	\$1,320	7 15/16	33	42 1/2	43	9
VST3042WPGS	\$569			\$875			7 15/16	30	42 1/2	40	9
VSV3042WPGS		\$854	\$897		\$1,160	\$1,203	7 15/16	30	42 1/2	40	9
VST2442WPGS	\$442			\$650			7 15/16	24	42 1/2	33	7
VSV2442WPGS		\$717	\$753		\$926	\$962	7 15/16	24	42 1/2	33	7
VST1842WPGS	\$369			\$530			7 15/16	18	42 1/2	25	6
VSV1842WPGS		\$634	\$666		\$795	\$827	7 15/16	18	42 1/2	25	6

To Order, Specify:

1 Model Number

Laminate - VST

Veneer - VSV

2 Worksurface Material (see page VI3)

- a.) TFL
- b.) HPL

3 Laminate Color (see page VI3)

- a.) Worksurface Color
- b.) Chassis Color
- c.) Drawer Color

2 Wood Species - Cherry (CH1), Maple (MA1)

- Walnut (WA1), Black Oak (BO1) or
- Double Cut (DC1) (see page VI1)

3 Finish Color (see page VI1)

4 Edge Profile (see page VI4)

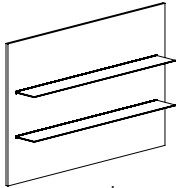
5 Pull Style and Color (see page VI4)

6 Optional Grommet Location & Color -
Matte Black (MBK) or Arctic Silver (ASL)
(see page VI6)

7 Other Product Options (see page VI110)

8 Accessories (see page VS314)

9 Power and Data Options (see page VS324)



39 3/4" h Wall Panel with Glass Shelf

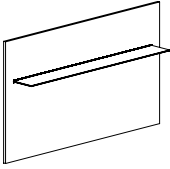
- use with standard height surfaces and 14 3/4" h L-shelf for 84" overall height
- specify number of shelves, shelf locations, shelf color (contrasting shelves on laminate models only)
- reference planning pages for shelf location options

shown with two shelves

Model	One Shelf			Two Shelves			D	W	H	CTN WT	CU FT
	Laminate	Flat Cut Veneer	Dble Cut Veneer	Laminate	Flat Cut Veneer	Dble Cut Veneer					
VST6040WPGS	\$1,084			\$1,753			7 15/16	60	39 3/4	75	15
VSV6040WPGS		\$1,415	\$1,486		\$2,085	\$2,156	7 15/16	60	39 3/4	75	15
VST5440WPGS	\$983			\$1,580			7 15/16	54	39 3/4	68	14
VSV5440WPGS		\$1,305	\$1,371		\$1,902	\$1,968	7 15/16	54	39 3/4	68	14
VST4840WPGS	\$867			\$1,392			7 15/16	48	39 3/4	60	13
VSV4840WPGS		\$1,179	\$1,238		\$1,703	\$1,762	7 15/16	48	39 3/4	60	13
VST4240WPGS	\$760			\$1,211			7 15/16	42	39 3/4	53	11
VSV4240WPGS		\$1,062	\$1,116		\$1,513	\$1,567	7 15/16	42	39 3/4	53	11
VST3940WPGS	\$723			\$1,146			7 15/16	39	39 3/4	49	10
VSV3940WPGS		\$1,020	\$1,071		\$1,443	\$1,494	7 15/16	39	39 3/4	49	10
VST3640WPGS	\$659			\$1,037			7 15/16	36	39 3/4	46	10
VSV3640WPGS		\$951	\$999		\$1,339	\$1,377	7 15/16	36	39 3/4	46	10
VST3340WPGS	\$622			\$972			7 15/16	33	39 3/4	41	9
VSV3340WPGS		\$909	\$955		\$1,259	\$1,305	7 15/16	33	39 3/4	41	9
VST3040WPGS	\$560			\$866			7 15/16	30	39 3/4	39	8
VSV3040WPGS		\$842	\$885		\$1,148	\$1,191	7 15/16	30	39 3/4	39	8
VST2440WPGS	\$434			\$643			7 15/16	24	39 3/4	31	7
VSV2440WPGS		\$707	\$743		\$915	\$951	7 15/16	24	39 3/4	31	7
VST1840WPGS	\$364			\$525			7 15/16	18	39 3/4	24	5
VSV1840WPGS		\$626	\$658		\$787	\$819	7 15/16	18	39 3/4	24	5

To Order, Specify:

- | | | |
|--|---|---|
| <p>① Model Number</p> <p>② Worksurface Material (see page VI3)
a.) TFL
b.) HPL</p> <p>③ Laminate Color (see page VI3)
a.) Worksurface Color
b.) Chassis Color
c.) Drawer Color</p> | <p>Laminate - VST</p> <p>Veneer - VSV</p> <p>② Wood Species - Cherry (CH1), Maple (MA1)
Walnut (WA1), Black Oak (BO1) or
Double Cut (DC1) (see page VI1)</p> <p>③ Finish Color (see page VI1)</p> | <p>④ Edge Profile (see page VI4)</p> <p>⑤ Pull Style and Color (see page VI4)</p> <p>⑥ Optional Grommet Location & Color -
Matte Black (MBK) or Arctic Silver (ASL)
(see page VI6)</p> <p>⑦ Other Product Options (see page VI110)</p> <p>⑧ Accessories (see page VS314)</p> <p>⑨ Power and Data Options (see page VS324)</p> |
|--|---|---|



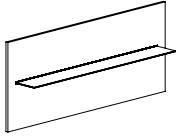
34 1/16" h Wall Panel with Glass Shelf

- use with bench height surfaces and 17 1/2" h wall mount overhead or L-shelf for 72" overall height
- specify number of shelves, shelf locations, shelf color (contrasting shelves on laminate models only)
- reference planning pages for shelf location options

Model	One Shelf			D	W	H	CTN WT	CU FT
	Laminate	Flat Cut Veneer	Dble Cut Veneer					
VST6035WPGS	\$1,063			7 15/16	60	34 11/16	58	14
VSV6035WPGS		\$1,382	\$1,452	7 15/16	60	34 11/16	58	14
VST5435WPGS	\$965			7 15/16	54	34 11/16	53	12
VSV5435WPGS		\$1,275	\$1,339	7 15/16	54	34 11/16	53	12
VST4835WPGS	\$850			7 15/16	48	34 11/16	48	11
VSV4835WPGS		\$1,152	\$1,210	7 15/16	48	34 11/16	48	11
VST4235WPGS	\$745			7 15/16	42	34 11/16	42	10
VSV4235WPGS		\$1,039	\$1,091	7 15/16	42	34 11/16	42	10
VST3935WPGS	\$709			7 15/16	39	34 11/16	38	9
VSV3935WPGS		\$998	\$1,048	7 15/16	39	34 11/16	38	9
VST3635WPGS	\$647			7 15/16	36	34 11/16	36	9
VSV3635WPGS		\$931	\$978	7 15/16	36	34 11/16	36	9
VST3335WPGS	\$610			7 15/16	33	34 11/16	33	8
VSV3335WPGS		\$890	\$935	7 15/16	33	34 11/16	33	8
VST3035WPGS	\$549			7 15/16	30	34 11/16	30	7
VSV3035WPGS		\$825	\$867	7 15/16	30	34 11/16	30	7
VST2435WPGS	\$426			7 15/16	24	34 11/16	25	6
VSV2435WPGS		\$693	\$728	7 15/16	24	34 11/16	25	6
VST1835WPGS	\$357			7 15/16	18	34 11/16	19	5
VSV1835WPGS		\$616	\$647	7 15/16	18	34 11/16	19	5

To Order, Specify:

- | | | | |
|--|---|---|--|
| <p>1 Model Number</p> | <p>Laminate - VST</p> | <p>Veneer - VSV</p> | |
| <p>2 Worksurface Material (see page VI3)
a.) TFL
b.) HPL</p> <p>3 Laminate Color (see page VI3)
a.) Worksurface Color
b.) Chassis Color
c.) Drawer Color</p> | <p>2 Wood Species - Cherry (CH1), Maple (MA1)
Walnut (WA1), Black Oak (BO1) or
Double Cut (DC1) (see page VI1)</p> <p>3 Finish Color (see page VI1)</p> | <p>4 Edge Profile (see page VI4)</p> <p>5 Pull Style and Color (see page VI4)</p> <p>6 Optional Grommet Location & Color -
Matte Black (MBK) or Arctic Silver (ASL)
(see page VI6)</p> <p>7 Other Product Options (see page VI110)</p> <p>8 Accessories (see page VS314)</p> <p>9 Power and Data Options (see page VS324)</p> | |



25" h Wall Panel with Glass Shelf

- use with standard height surfaces and 17 ½" h wall mount overhead or L-shelf for 72" overall height
- use with standard height surfaces and 29 ½" h wall mount overhead or L-shelf for 84" overall height
- specify number of shelves, shelf locations, shelf color (contrasting shelves on laminate models only)
- reference planning pages for shelf location options

Model	One Shelf			D	W	H	CTN WT	CU FT
	Laminate	Flat Cut Veneer	Dble Cut Veneer					
VST6025WPGS	\$1,019			7 15/16	60	25	47	10
VSV6025WPGS		\$1,314	\$1,380	7 15/16	60	25	47	10
VST5425WPGS	\$925			7 15/16	54	25	42	9
VSV5425WPGS		\$1,214	\$1,275	7 15/16	54	25	42	9
VST4825WPGS	\$815			7 15/16	48	25	37	8
VSV4825WPGS		\$1,098	\$1,153	7 15/16	48	25	37	8
VST4225WPGS	\$715			7 15/16	42	25	34	7
VSV4225WPGS		\$991	\$1,041	7 15/16	42	25	34	7
VST3925WPGS	\$680			7 15/16	39	25	31	7
VSV3925WPGS		\$954	\$1,002	7 15/16	39	25	31	7
VST3625WPGS	\$620			7 15/16	36	25	29	6
VSV3625WPGS		\$890	\$935	7 15/16	36	25	29	6
VST3325WPGS	\$585			7 15/16	33	25	26	6
VSV3325WPGS		\$853	\$896	7 15/16	33	25	26	6
VST3025WPGS	\$527			7 15/16	30	25	24	5
VSV3025WPGS		\$791	\$832	7 15/16	30	25	24	5
VST2425WPGS	\$407			7 15/16	24	25	20	5
VSV2425WPGS		\$665	\$699	7 15/16	24	25	20	5
VST1825WPGS	\$343			7 15/16	18	25	16	4
VSV1825WPGS		\$595	\$625	7 15/16	18	25	16	4

To Order, Specify:

1 Model Number

Laminate - VST

Veneer - VSV

2 Worksurface Material (see page VI3)

- a.) TFL
- b.) HPL

3 Laminate Color (see page VI3)

- a.) Worksurface Color
- b.) Chassis Color
- c.) Drawer Color

2 Wood Species - Cherry (CH1), Maple (MA1)

- Walnut (WA1), Black Oak (BO1) or
- Double Cut (DC1) (see page VI1)

3 Finish Color (see page VI1)

4 Edge Profile (see page VI4)

5 Pull Style and Color (see page VI4)

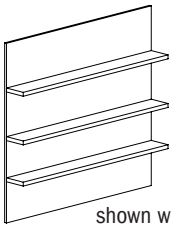
6 Optional Grommet Location & Color - Matte Black (MBK) or Arctic Silver (ASL) (see page VI6)

7 Other Product Options (see page VI110)

8 Accessories (see page VS314)

9 Power and Data Options (see page VS324)

left intentionally blank



54 1/2" h Wall Panel

- use with standard height surfaces for 84" overall height (nothing above)
- standard price includes no shelves, see next page for shelf options

shown with three shelves

Model	No Shelves			D	W	H	CTN WT	CU FT
	Laminate	Flat Cut Veneer	Dble Cut Veneer					
VST6054WP	\$477			7 15/16	60	54 1/2	117	21
VSV6054WP		\$845	\$930	7 15/16	60	54 1/2	117	21
VST5454WP	\$444			7 15/16	54	54 1/2	107	19
VSV5454WP		\$798	\$878	7 15/16	54	54 1/2	107	19
VST4854WP	\$394			7 15/16	48	54 1/2	94	17
VSV4854WP		\$734	\$808	7 15/16	48	54 1/2	94	17
VST4254WP	\$353			7 15/16	42	54 1/2	84	15
VSV4254WP		\$681	\$750	7 15/16	42	54 1/2	84	15
VST3954WP	\$340			7 15/16	39	54 1/2	78	14
VSV3954WP		\$661	\$728	7 15/16	39	54 1/2	78	14
VST3654WP	\$319			7 15/16	36	54 1/2	72	13
VSV3654WP		\$633	\$697	7 15/16	36	54 1/2	72	13
VST3354WP	\$306			7 15/16	33	54 1/2	66	12
VSV3354WP		\$613	\$675	7 15/16	33	54 1/2	66	12
VST3054WP	\$286			7 15/16	30	54 1/2	60	11
VSV3054WP		\$586	\$645	7 15/16	30	54 1/2	60	11
VST2454WP	\$251			7 15/16	24	54 1/2	50	9
VSV2454WP		\$538	\$592	7 15/16	24	54 1/2	50	9
VST1854WP	\$222			7 15/16	18	54 1/2	37	7
VSV1854WP		\$495	\$545	7 15/16	18	54 1/2	37	7

To Order, Specify:

① Model Number

Laminate - VST

Veneer - VSV

② Worksurface Material (see page VI3)

- a.) TFL
- b.) HPL

③ Laminate Color (see page VI3)

- a.) Worksurface Color
- b.) Chassis Color
- c.) Drawer Color

② Wood Species - Cherry (CH1), Maple (MA1)

- Walnut (WA1), Black Oak (BO1) or Double Cut (DC1) (see page VI1)

③ Finish Color (see page VI1)

④ Edge Profile (see page VI4)

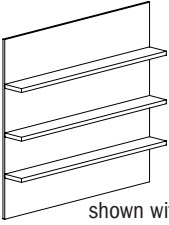
⑤ Pull Style and Color (see page VI4)

⑥ Optional Grommet Location & Color - Matte Black (MBK) or Arctic Silver (ASL) (see page VI6)

⑦ Other Product Options (see page VI110)

⑧ Accessories (see page VS314)

⑨ Power and Data Options (see page VS324)



54 1/2" h Wall Panel Cont.

- use with standard height surfaces for 84" overall height (nothing above)
- specify number of shelves, shelf locations, shelf color (contrasting shelves on laminate models only)
- reference planning pages for shelf location options

shown with three shelves

Model	One Shelf			Two Shelves			Three Shelves			D	W	H	CTN WT	CU FT
	Laminate	Flat Cut Veneer	Dble Cut Veneer	Laminate	Flat Cut Veneer	Dble Cut Veneer	Laminate	Flat Cut Veneer	Dble Cut Veneer					
VST6054WP	\$606			\$679			\$752			7 15/16	60	54 1/2	117	21
VSV6054WP		\$1,062	\$1,169		\$1,186	\$1,305		\$1,310	\$1,441	7 15/16	60	54 1/2	117	21
VST5454WP	\$566			\$635			\$703			7 15/16	54	54 1/2	107	19
VSV5454WP		\$1,002	\$1,103		\$1,118	\$1,230		\$1,234	\$1,358	7 15/16	54	54 1/2	107	19
VST4854WP	\$509			\$574			\$638			7 15/16	48	54 1/2	94	17
VSV4854WP		\$926	\$1,019		\$1,034	\$1,138		\$1,141	\$1,256	7 15/16	48	54 1/2	94	17
VST4254WP	\$462			\$522			\$583			7 15/16	42	54 1/2	84	15
VSV4254WP		\$860	\$946		\$959	\$1,055		\$1,058	\$1,164	7 15/16	42	54 1/2	84	15
VST3954WP	\$446			\$504			\$562			7 15/16	39	54 1/2	78	14
VSV3954WP		\$834	\$918		\$929	\$1,022		\$1,024	\$1,127	7 15/16	39	54 1/2	78	14
VST3654WP	\$421			\$477			\$533			7 15/16	36	54 1/2	72	13
VSV3654WP		\$800	\$880		\$891	\$981		\$982	\$1,081	7 15/16	36	54 1/2	72	13
VST3354WP	\$405			\$459			\$513			7 15/16	33	54 1/2	66	12
VSV3354WP		\$774	\$852		\$861	\$948		\$947	\$1,042	7 15/16	33	54 1/2	66	12
VST3054WP	\$381			\$433			\$485			7 15/16	30	54 1/2	60	11
VSV3054WP		\$740	\$814		\$823	\$906		\$906	\$997	7 15/16	30	54 1/2	60	11
VST2454WP	\$340			\$387			\$435			7 15/16	24	54 1/2	50	9
VSV2454WP		\$680	\$748		\$754	\$830		\$828	\$911	7 15/16	24	54 1/2	50	9
VST1854WP	\$304			\$347			\$390			7 15/16	18	54 1/2	37	7
VSV1854WP		\$625	\$688		\$691	\$761		\$757	\$833	7 15/16	18	49 11/16	37	7

To Order, Specify:

1 Model Number

Laminate - VST

Veneer - VSV

2 Worksurface Material (see page VI3)

- a.) TFL
- b.) HPL

3 Laminate Color (see page VI3)

- a.) Worksurface Color
- b.) Chassis Color
- c.) Drawer Color

2 Wood Species - Cherry (CH1), Maple (MA1)

- Walnut (WA1), Black Oak (BO1) or Double Cut (DC1) (see page VI1)

3 Finish Color (see page VI1)

4 Edge Profile (see page VI4)

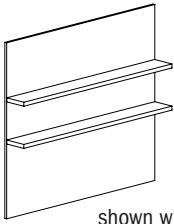
5 Pull Style and Color (see page VI4)

6 Optional Grommet Location & Color - Matte Black (MBK) or Arctic Silver (ASL) (see page VI6)

7 Other Product Options (see page VI110)

8 Accessories (see page VS314)

9 Power and Data Options (see page VS324)



52 3/16" h Wall Panel

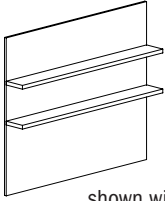
- use with bench height surfaces for 72" overall height (nothing above)
- specify number of shelves, shelf locations, shelf color (contrasting shelves on laminate models only)
- reference planning pages for shelf location options

shown with two shelves

Model	No Shelves			One Shelf			Two Shelves			D	W	H	CTN WT	CU FT
	Laminate	Flat Cut Veneer	Dble Cut Veneer	Laminate	Flat Cut Veneer	Dble Cut Veneer	Laminate	Flat Cut Veneer	Dble Cut Veneer					
VST6053WP	\$468			\$596			\$669			7 15/16	60	52 3/16	100	20
VSV6053WP		\$830	\$913		\$1,044	\$1,149		\$1,168	\$1,285	7 15/16	60	52 3/16	100	20
VST5453WP	\$435			\$557			\$625			7 15/16	54	52 3/16	91	18
VSV5453WP		\$785	\$864		\$987	\$1,086		\$1,102	\$1,213	7 15/16	54	52 3/16	91	18
VST4853WP	\$386			\$501			\$565			7 15/16	48	52 3/16	80	16
VSV4853WP		\$722	\$795		\$912	\$1,004		\$1,019	\$1,121	7 15/16	48	52 3/16	80	16
VST4253WP	\$347			\$455			\$515			7 15/16	42	52 3/16	71	14
VSV4253WP		\$670	\$737		\$848	\$933		\$947	\$1,042	7 15/16	42	52 3/16	71	14
VST3953WP	\$334			\$439			\$497			7 15/16	39	52 3/16	66	13
VSV3953WP		\$651	\$717		\$823	\$906		\$917	\$1,009	7 15/16	39	52 3/16	66	13
VST3653WP	\$313			\$415			\$471			7 15/16	36	52 3/16	61	12
VSV3653WP		\$624	\$687		\$789	\$868		\$880	\$968	7 15/16	36	52 3/16	61	12
VST3353WP	\$301			\$399			\$453			7 15/16	33	52 3/16	56	11
VSV3353WP		\$605	\$666		\$764	\$841		\$851	\$937	7 15/16	33	52 3/16	56	11
VST3053WP	\$281			\$376			\$427			7 15/16	30	52 3/16	51	10
VSV3053WP		\$578	\$636		\$732	\$806		\$814	\$896	7 15/16	30	52 3/16	51	10
VST2453WP	\$247			\$335			\$383			7 15/16	24	52 3/16	42	9
VSV2453WP		\$532	\$586		\$673	\$741		\$747	\$822	7 15/16	24	52 3/16	42	9
VST1853WP	\$219			\$301			\$344			7 15/16	18	52 3/16	31	7
VSV1853WP		\$491	\$541		\$620	\$682		\$685	\$754	7 15/16	18	52 3/16	31	7

To Order, Specify:

- | | | |
|--|---|---|
| <p>① Model Number</p> <p>② Worksurface Material (see page VI3)
a.) TFL
b.) HPL</p> <p>③ Laminate Color (see page VI3)
a.) Worksurface Color
b.) Chassis Color
c.) Drawer Color</p> | <p>Laminate - VST</p> <p>Veneer - VSV</p> <p>② Wood Species - Cherry (CH1), Maple (MA1)
Walnut (WA1), Black Oak (BO1) or
Double Cut (DC1) (see page VI1)</p> <p>③ Finish Color (see page VI1)</p> | <p>④ Edge Profile (see page VI4)</p> <p>⑤ Pull Style and Color (see page VI4)</p> <p>⑥ Optional Grommet Location & Color -
Matte Black (MBK) or Arctic Silver (ASL)
(see page VI6)</p> <p>⑦ Other Product Options (see page VI110)</p> <p>⑧ Accessories (see page VS314)</p> <p>⑨ Power and Data Options (see page VS324)</p> |
|--|---|---|



49 1/16" h Wall Panel

- use with bench height surfaces and 14 3/4" h L-shelf for 84" overall height
- specify number of shelves, shelf locations, shelf color (contrasting shelves on laminate models only)
- reference planning pages for shelf location options

shown with two shelves

Model	No Shelves			One Shelf			Two Shelves			D	W	H	CTN WT	CU FT
	Laminate	Flat Cut Veneer	Dble Cut Veneer	Laminate	Flat Cut Veneer	Dble Cut Veneer	Laminate	Flat Cut Veneer	Dble Cut Veneer					
VST6050WP	\$457			\$577			\$649			7 15/16	60	49 11/16	98	19
VSV6050WP		\$812	\$894		\$1,140	\$1,119		\$1,140	\$1,254	7 15/16	60	49 11/16	98	19
VST5450WP	\$425			\$539			\$607			7 15/16	54	49 11/16	89	17
VSV5450WP		\$768	\$845		\$962	\$1,059		\$1,077	\$1,185	7 15/16	54	49 11/16	89	17
VST4850WP	\$377			\$485			\$549			7 15/16	48	49 11/16	78	15
VSV4850WP		\$708	\$779		\$890	\$979		\$996	\$1,096	7 15/16	48	49 11/16	78	15
VST4250WP	\$339			\$441			\$500			7 15/16	42	49 11/16	69	14
VSV4250WP		\$657	\$723		\$828	\$911		\$926	\$1,019	7 15/16	42	49 11/16	69	14
VST3950WP	\$327			\$426			\$484			7 15/16	39	49 11/16	64	13
VSV3950WP		\$639	\$703		\$804	\$885		\$899	\$989	7 15/16	39	49 11/16	64	13
VST3650WP	\$307			\$403			\$458			7 15/16	36	49 11/16	59	12
VSV3650WP		\$613	\$675		\$772	\$850		\$862	\$949	7 15/16	36	49 11/16	59	12
VST3350WP	\$295			\$388			\$441			7 15/16	33	49 11/16	54	11
VSV3350WP		\$595	\$55		\$749	\$824		\$834	\$918	7 15/16	33	49 11/16	54	11
VST3050WP	\$275			\$365			\$417			7 15/16	30	49 11/16	49	10
VSV3050WP		\$569	\$626		\$717	\$789		\$799	\$879	7 15/16	30	49 11/16	49	10
VST2450WP	\$242			\$326			\$374			7 15/16	24	49 11/16	40	8
VSV2450WP		\$524	\$577		\$661	\$728		\$734	\$808	7 15/16	24	49 11/16	40	8
VST1850WP	\$215			\$293			\$336			7 15/16	18	49 11/16	29	6
VSV1850WP		\$485	\$534		\$610	\$671		\$675	\$743	7 15/16	18	49 11/16	29	6

To Order, Specify:

1 Model Number

Laminate - VST

Veneer - VSV

2 Worksurface Material (see page VI3)

- a.) TFL
- b.) HPL

3 Laminate Color (see page VI3)

- a.) Worksurface Color
- b.) Chassis Color
- c.) Drawer Color

2 Wood Species - Cherry (CH1), Maple (MA1)

- Walnut (WA1), Black Oak (BO1) or Double Cut (DC1) (see page VI1)

3 Finish Color (see page VI1)

4 Edge Profile (see page VI4)

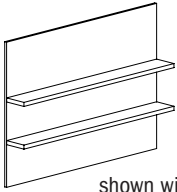
5 Pull Style and Color (see page VI4)

6 Optional Grommet Location & Color - Matte Black (MBK) or Arctic Silver (ASL) (see page VI6)

7 Other Product Options (see page VI110)

8 Accessories (see page VS314)

9 Power and Data Options (see page VS324)



42 1/2" h Wall Panel

- use with standard height surfaces for 72" overall height (nothing above)
- specify number of shelves, shelf locations, shelf color (contrasting shelves on laminate models only)
- reference planning pages for shelf location options

shown with two shelves

Model	No Shelves			One Shelf			Two Shelves			D	W	H	CTN WT	CU FT
	Laminate	Flat Cut Veneer	Dble Cut Veneer	Laminate	Flat Cut Veneer	Dble Cut Veneer	Laminate	Flat Cut Veneer	Dble Cut Veneer					
VST6042WP	\$423			\$545			\$617			7 15/16	60	42 1/2	87	16
VSV6042WP		\$838	\$930		\$966	\$1,063		\$1,087	\$1,196	7 15/16	60	42 1/2	87	16
VST5442WP	\$395			\$511			\$578			7 15/16	54	42 1/2	78	15
VSV5442WP		\$796	\$878		\$916	\$1,008		\$1,028	\$1,131	7 15/16	54	42 1/2	78	15
VST4842WP	\$350			\$460			\$523			7 15/16	48	42 1/2	70	13
VSV4842WP		\$734	\$808		\$849	\$934		\$954	\$1,050	7 15/16	48	42 1/2	70	13
VST4242WP	\$315			\$419			\$478			7 15/16	42	42 1/2	60	12
VSV4242WP		\$685	\$750		\$792	\$872		\$889	\$978	7 15/16	42	42 1/2	60	12
VST3942WP	\$305			\$405			\$462			7 15/16	39	42 1/2	56	11
VSV3942WP		\$667	\$728		\$771	\$849		\$864	\$951	7 15/16	39	42 1/2	56	11
VST3642WP	\$286			\$384			\$439			7 15/16	36	42 1/2	54	10
VSV3642WP		\$641	\$697		\$741	\$816		\$830	\$913	7 15/16	36	42 1/2	54	10
VST3342WP	\$276			\$370			\$423			7 15/16	33	42 1/2	49	9
VSV3342WP		\$624	\$675		\$720	\$792		\$805	\$886	7 15/16	33	42 1/2	49	9
VST3042WP	\$258			\$349			\$400			7 15/16	30	42 1/2	46	9
VSV3042WP		\$598	\$645		\$691	\$761		\$772	\$850	7 15/16	30	42 1/2	46	9
VST2442WP	\$228			\$314			\$360			7 15/16	24	42 1/2	37	7
VSV2442WP		\$554	\$592		\$640	\$704		\$713	\$785	7 15/16	24	42 1/2	37	7
VST1842WP	\$204			\$284			\$326			7 15/16	18	42 1/2	29	6
VSV1842WP		\$516	\$545		\$594	\$654		\$659	\$725	7 15/16	18	42 1/2	29	6

To Order, Specify:

1 Model Number

Laminate - VST

Veneer - VSV

2 Worksurface Material (see page VI3)

- a.) TFL
- b.) HPL

3 Laminate Color (see page VI3)

- a.) Worksurface Color
- b.) Chassis Color
- c.) Drawer Color

2 Wood Species - Cherry (CH1), Maple (MA1)

- Walnut (WA1), Black Oak (BO1) or Double Cut (DC1) (see page VI1)

3 Finish Color (see page VI1)

4 Edge Profile (see page VI4)

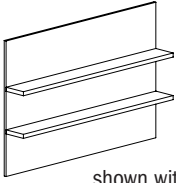
5 Pull Style and Color (see page VI4)

6 Optional Grommet Location & Color - Matte Black (MBK) or Arctic Silver (ASL) (see page VI6)

7 Other Product Options (see page VI110)

8 Accessories (see page VS314)

9 Power and Data Options (see page VS324)



39 3/4" h Wall Panel

- use with standard height surfaces and 14 3/4" h L-shelf for 84" overall height
- specify number of shelves, shelf locations, shelf color (contrasting shelves on laminate models only)
- reference planning pages for shelf location options

shown with two shelves

Model	No Shelves			One Shelf			Two Shelves			D	W	H	CTN WT	CU FT
	Laminate	Flat Cut Veneer	Dble Cut Veneer	Laminate	Flat Cut Veneer	Dble Cut Veneer	Laminate	Flat Cut Veneer	Dble Cut Veneer					
VST6040WP	\$412			\$527			\$598			7 15/16	60	39 3/4	79	15
VSV6040WP		\$743	\$818		\$939	\$1,033		\$1,059	\$1,165	7 15/16	60	39 3/4	79	15
VST5440WP	\$385			\$494			\$561			7 15/16	54	39 3/4	74	14
VSV5440WP		\$706	\$777		\$891	\$981		\$1,004	\$1,105	7 15/16	54	39 3/4	74	14
VST4840WP	\$341			\$444			\$507			7 15/16	48	39 3/4	68	13
VSV4840WP		\$653	\$719		\$827	\$910		\$931	\$1,025	7 15/16	48	39 3/4	68	13
VST4240WP	\$307			\$405			\$464			7 15/16	42	39 3/4	59	11
VSV4240WP		\$609	\$670		\$773	\$851		\$869	\$956	7 15/16	42	39 3/4	59	11
VST3940WP	\$297			\$393			\$449			7 15/16	39	39 3/4	55	10
VSV3940WP		\$594	\$654		\$753	\$829		\$845	\$930	7 15/16	39	39 3/4	55	10
VST3640WP	\$279			\$372			\$426			7 15/16	36	39 3/4	52	10
VSV3640WP		\$571	\$629		\$724	\$797		\$813	\$895	7 15/16	36	39 3/4	52	10
VST3340WP	\$269			\$359			\$412			7 15/16	33	39 3/4	47	9
VSV3340WP		\$557	\$613		\$705	\$776		\$789	\$868	7 15/16	33	39 3/4	47	9
VST3040WP	\$252			\$339			\$390			7 15/16	30	39 3/4	43	8
VSV3040WP		\$534	\$588		\$677	\$745		\$757	\$833	7 15/16	30	39 3/4	43	8
VST2440WP	\$224			\$305			\$352			7 15/16	24	39 3/4	35	7
VSV2440WP		\$496	\$546		\$628	\$691		\$701	\$772	7 15/16	24	39 3/4	35	7
VST1840WP	\$201			\$277			\$319			7 15/16	18	39 3/4	28	5
VSV1840WP		\$464	\$511		\$585	\$644		\$650	\$715	7 15/16	18	39 3/4	28	5

To Order, Specify:

1 Model Number

Laminate - VST

Veneer - VSV

2 Worksurface Material (see page VI3)

- a.) TFL
- b.) HPL

3 Laminate Color (see page VI3)

- a.) Worksurface Color
- b.) Chassis Color
- c.) Drawer Color

2 Wood Species - Cherry (CH1), Maple (MA1)

- Walnut (WA1), Black Oak (BO1) or Double Cut (DC1) (see page VI1)

3 Finish Color (see page VI1)

4 Edge Profile (see page VI4)

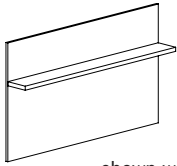
5 Pull Style and Color (see page VI4)

6 Optional Grommet Location & Color - Matte Black (MBK) or Arctic Silver (ASL) (see page VI6)

7 Other Product Options (see page VI110)

8 Accessories (see page VS314)

9 Power and Data Options (see page VS324)



34 1/16" h Wall Panel

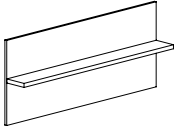
- use with bench height surfaces and 17 1/2" h wall mount overhead or L-shelf for 72" overall height
- specify number of shelves, shelf locations, shelf color (contrasting shelves on laminate models only)
- reference planning pages for shelf location options

shown with one shelf

Model	No Shelves			One Shelf			D	W	H	CTN WT	CU FT
	Laminate	Flat Cut Veneer	Dble Cut Veneer	Laminate	Flat Cut Veneer	Dble Cut Veneer					
VST6035WP	\$388			\$504			7 15/16	60	34 11/16	62	14
VSV6035WP		\$706	\$777		\$902	\$993	7 15/16	60	34 11/16	62	14
VST5435WP	\$363			\$473			7 15/16	54	34 11/16	56	12
VSV5435WP		\$673	\$741		\$858	\$944	7 15/16	54	34 11/16	56	12
VST4835WP	\$321			\$426			7 15/16	48	34 11/16	50	11
VSV4835WP		\$623	\$686		\$797	\$877	7 15/16	48	34 11/16	50	11
VST4235WP	\$290			\$389			7 15/16	42	34 11/16	45	10
VSV4235WP		\$583	\$642		\$746	\$821	7 15/16	42	34 11/16	45	10
VST3935WP	\$281			\$378			7 15/16	39	34 11/16	42	9
VSV3935WP		\$570	\$627		\$728	\$801	7 15/16	39	34 11/16	42	9
VST3635WP	\$264			\$358			7 15/16	36	34 11/16	38	9
VSV3635WP		\$549	\$604		\$702	\$773	7 15/16	36	34 11/16	38	9
VST3335WP	\$256			\$346			7 15/16	33	34 11/16	36	8
VSV3335WP		\$536	\$590		\$684	\$753	7 15/16	33	34 11/16	36	8
VST3035WP	\$239			\$327			7 15/16	30	34 11/16	33	7
VSV3035WP		\$516	\$568		\$658	\$724	7 15/16	30	34 11/16	33	7
VST2435WP	\$213			\$296			7 15/16	24	34 11/16	27	6
VSV2435WP		\$481	\$530		\$613	\$675	7 15/16	24	34 11/16	27	6
VST1835WP	\$193			\$270			7 15/16	18	34 11/16	21	5
VSV1835WP		\$452	\$498		\$573	\$631	7 15/16	18	34 11/16	21	5

To Order, Specify:

- | | | |
|---|---|---|
| <p>① Model Number</p> <p>② Worksurface Material (see page VI3)</p> <p> a.) TFL</p> <p> b.) HPL</p> <p>③ Laminate Color (see page VI3)</p> <p> a.) Worksurface Color</p> <p> b.) Chassis Color</p> <p> c.) Drawer Color</p> | <p>Laminate - VST</p> <p>Veneer - VSV</p> <p>② Wood Species - Cherry (CH1), Maple (MA1)
Walnut (WA1), Black Oak (BO1) or
Double Cut (DC1) (see page VI1)</p> <p>③ Finish Color (see page VI1)</p> | <p>④ Edge Profile (see page VI4)</p> <p>⑤ Pull Style and Color (see page VI4)</p> <p>⑥ Optional Grommet Location & Color -
Matte Black (MBK) or Arctic Silver (ASL)
(see page VI6)</p> <p>⑦ Other Product Options (see page VI110)</p> <p>⑧ Accessories (see page VS314)</p> <p>⑨ Power and Data Options (see page VS324)</p> |
|---|---|---|



25" h Wall Panel

- use with standard height surfaces and 17 ½" h wall mount overhead or L-shelf for 72" overall height
- use with standard height surfaces and 29 ½" h wall mount overhead or L-shelf for 84" overall height
- specify number of shelves, shelf locations, shelf color (contrasting shelves on laminate models only)
- reference planning pages for shelf location options

shown with one shelf

Model	No Shelves			One Shelf			D	W	H	CTN WT	CU FT
	Laminate	Flat Cut Veneer	Dble Cut Veneer	Laminate	Flat Cut Veneer	Dble Cut Veneer					
VST6025WP	\$348			\$477			7 15/16	60	25	50	10
VSV6025WP		\$643	\$708		\$819	\$901	7 15/16	60	25	50	10
VST5425WP	\$327			\$444			7 15/16	54	25	45	9
VSV5425WP		\$616	\$678		\$783	\$862	7 15/16	54	25	45	9
VST4825WP	\$289			\$394			7 15/16	48	25	40	8
VSV4825WP		\$572	\$630		\$730	\$803	7 15/16	48	25	40	8
VST4225WP	\$262			\$353			7 15/16	42	25	35	7
VSV4225WP		\$538	\$592		\$688	\$757	7 15/16	42	25	35	7
VST3925WP	\$255			\$340			7 15/16	39	25	33	7
VSV3925WP		\$528	\$581		\$674	\$742	7 15/16	39	25	33	7
VST3625WP	\$240			\$319			7 15/16	36	25	31	6
VSV3625WP		\$510	\$561		\$651	\$717	7 15/16	36	25	31	6
VST3325WP	\$233			\$306			7 15/16	33	25	29	6
VSV3325WP		\$501	\$552		\$637	\$701	7 15/16	33	25	29	6
VST3025WP	\$219			\$286			7 15/16	30	25	27	5
VSV3025WP		\$483	\$532		\$615	\$677	7 15/16	30	25	27	5
VST2425WP	\$197			\$251			7 15/16	24	25	22	5
VSV2425WP		\$455	\$501		\$578	\$636	7 15/16	24	25	22	5
VST1825WP	\$181			\$222			7 15/16	18	25	17	4
VSV1825WP		\$432	\$476		\$546	\$601	7 15/16	18	25	17	4

To Order, Specify:

1 Model Number

Laminate - VST

Veneer - VSV

2 Worksurface Material (see page VI3)

- a.) TFL
- b.) HPL

3 Laminate Color (see page VI3)

- a.) Worksurface Color
- b.) Chassis Color
- c.) Drawer Color

2 Wood Species - Cherry (CH1), Maple (MA1)

- Walnut (WA1), Black Oak (BO1) or
- Double Cut (DC1) (see page VI1)

3 Finish Color (see page VI1)

4 Edge Profile (see page VI4)


5 Pull Style and Color (see page VI4)

6 Optional Grommet Location & Color -
Matte Black (MBK) or Arctic Silver (ASL)
(see page VI6)


7 Other Product Options (see page VI110)

8 Accessories (see page VS314)

9 Power and Data Options (see page VS324)

Description	D	W	H	CTN WT	CU FT	① Model	List Price
54 ½" h Magnetic Glass Wall Panel 	7/16	60	54 ½	68	5	VSB6054WPGP	\$6,095
	7/16	54	54 ½	62	5	VSB5454WPGP	\$5,628
	7/16	48	54 ½	55	4	VSB4854WPGP	\$5,161
	7/16	42	54 ½	49	4	VSB4254WPGP	\$4,485
	7/16	39	54 ½	46	4	VSB3954WPGP	\$4,251
	7/16	36	54 ½	42	4	VSB3654WPGP	\$4,018
	7/16	33	54 ½	39	3	VSB3354WPGP	\$3,786
	7/16	30	54 ½	36	3	VSB3054WPGP	\$3,471
	7/16	24	54 ½	29	3	VSB2454WPGP	\$3,021
	7/16	18	54 ½	23	2	VSB1854WPGP	\$2,570

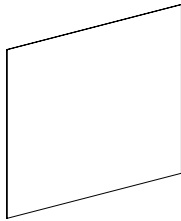
- use with standard height surfaces for 84" overall height (nothing above)
- specify white (WPG) or black (BPG) back painted glass

52 ¾" h Magnetic Glass Wall Panel 	7/16	60	52 ¾	65	5	VSB6053WPGP	\$5,920
	7/16	54	52 ¾	59	5	VSB5453WPGP	\$5,468
	7/16	48	52 ¾	53	4	VSB4853WPGP	\$5,016
	7/16	42	52 ¾	47	4	VSB4253WPGP	\$4,354
	7/16	39	52 ¾	44	4	VSB3953WPGP	\$4,128
	7/16	36	52 ¾	41	3	VSB3653WPGP	\$3,902
	7/16	33	52 ¾	38	3	VSB3353WPGP	\$3,676
	7/16	30	52 ¾	34	3	VSB3053WPGP	\$3,370
	7/16	24	52 ¾	28	2	VSB2453WPGP	\$2,934
	7/16	18	52 ¾	22	2	VSB1853WPGP	\$2,498

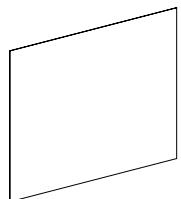
- use with bench height surfaces for 72" overall height (nothing above)
- specify white (WPG) or black (BPG) back painted glass

49 1/16" h Magnetic Glass Wall Panel 	7/16	60	49 1/16	62	5	VSB6050WPGP	\$5,712
	7/16	54	49 1/16	56	5	VSB5450WPGP	\$5,277
	7/16	48	49 1/16	50	4	VSB4850WPGP	\$4,842
	7/16	42	49 1/16	45	4	VSB4250WPGP	\$4,198
	7/16	39	49 1/16	42	3	VSB3950WPGP	\$3,981
	7/16	36	49 1/16	39	3	VSB3650WPGP	\$3,763
	7/16	33	49 1/16	36	3	VSB3350WPGP	\$3,546
	7/16	30	49 1/16	33	3	VSB3050WPGP	\$3,249
	7/16	24	49 1/16	27	2	VSB2450WPGP	\$2,830
	7/16	18	49 1/16	21	2	VSB1850WPGP	\$2,412

- use with bench height surface and 14 ¾" Wall Mount Single Shelf for 84" overall height
- specify white (WPG) or black (BPG) back painted glass

Description	D	W	H	CTN WT	CU FT	① Model	List Price
42 ½" h Magnetic Glass Wall Panel 	7/16	60	42 ½	54	4	VSB6042WPGP	\$5,181
	7/16	54	42 ½	49	4	VSB5442WPGP	\$4,590
	7/16	48	42 ½	44	4	VSB4842WPGP	\$4,199
	7/16	42	42 ½	39	3	VSB4242WPGP	\$3,800
	7/16	39	42 ½	36	3	VSB3942WPGP	\$3,605
	7/16	36	42 ½	34	3	VSB3642WPGP	\$3,411
	7/16	33	42 ½	31	3	VSB3342WPGP	\$3,215
	7/16	30	42 ½	28	3	VSB3042WPGP	\$2,939
	7/16	24	42 ½	23	2	VSB2442WPGP	\$2,565
7/16	18	42 ½	18	2	VSB1842WPGP	\$2,019	

- use alone with standard height surfaces for 72" overall height
- specify white (WPG) or black (BPG) back painted glass

39 ¾" h Magnetic Glass Wall Panel 	7/16	60	39 ¾	51	4	VSB6040WPGP	\$4,973
	7/16	54	39 ¾	46	4	VSB5440WPGP	\$4,400
	7/16	48	39 ¾	41	3	VSB4840WPGP	\$4,027
	7/16	42	39 ¾	36	3	VSB4240WPGP	\$3,645
	7/16	39	39 ¾	34	3	VSB3940WPGP	\$3,459
	7/16	36	39 ¾	32	3	VSB3640WPGP	\$3,272
	7/16	33	39 ¾	29	3	VSB3340WPGP	\$3,085
	7/16	30	39 ¾	27	2	VSB3040WPGP	\$2,818
	7/16	24	39 ¾	22	2	VSB2440WPGP	\$2,461
7/16	18	39 ¾	17	2	VSB1840WPGP	\$1,933	

- use with standard height surfaces and 14 ¾" Wall Mount Single Shelf for 84" overall height
- specify white (WPG) or black (BPG) back painted glass

To Order, Specify:

① Model Number

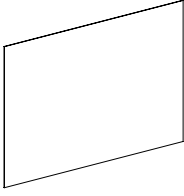
Laminate - VST

Veneer - VSV

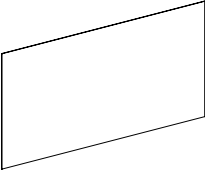
- ② Worksurface Material (see page VI3)
 - a.) TFL
 - b.) HPL
- ③ Laminate Color (see page VI3)
 - a.) Worksurface Color
 - b.) Chassis Color
 - c.) Drawer Color

- ② Wood Species - Cherry (CH1), Maple (MA1)
 - Walnut (WA1), Black Oak (BO1) or
 - Double Cut (DC1) (see page VI1)
- ③ Finish Color (see page VI1)


- ④ Edge Profile (see page VI4)
- ⑤ Pull Style and Color (see page VI4)
- ⑥ Optional Grommet Location & Color -
 - Matte Black (MBK) or Arctic Silver (ASL)
 - (see page VI6)
- ⑦ Other Product Options (see page VI110)
- ⑧ Accessories (see page VS314)
- ⑨ Power and Data Options (see page VS324)

Description	D	W	H	CTN WT	CU FT	① Model	List Price
34 1/16" h Magnetic Glass Wall Panel 	7/16	60	34 1/16	45	4	VSB6035WPGP	\$4,226
	7/16	54	34 1/16	41	3	VSB5435WPGP	\$3,901
	7/16	48	34 1/16	36	3	VSB4835WPGP	\$3,576
	7/16	42	34 1/16	32	3	VSB4235WPGP	\$3,243
	7/16	39	34 1/16	30	3	VSB3935WPGP	\$3,081
	7/16	36	34 1/16	28	2	VSB3635WPGP	\$2,917
	7/16	33	34 1/16	26	2	VSB3335WPGP	\$2,755
	7/16	30	34 1/16	24	2	VSB3035WPGP	\$2,593
	7/16	24	34 1/16	19	2	VSB2435WPGP	\$2,268
	7/16	18	34 1/16	15	2	VSB1835WPGP	\$1,772


- use with bench height surfaces and 17 1/2" Overhead Shelf or Wall Mount Single Shelf for 72" overall height
- use with bench height surfaces and 29 1/2" Overhead Shelf or Wall Mount Double Shelf for 84" overall height
- specify white (WPG) or black (BPG) back painted glass

25" h Magnetic Glass Wall Panel 	7/16	60	25	33	3	VSB6025WPGP	\$3,495
	7/16	54	25	30	3	VSB5425WPGP	\$3,230
	7/16	48	25	27	2	VSB4825WPGP	\$2,966
	7/16	42	25	24	2	VSB4225WPGP	\$2,694
	7/16	39	25	22	2	VSB3925WPGP	\$2,562
	7/16	36	25	21	2	VSB3625WPGP	\$2,430
	7/16	33	25	19	2	VSB3325WPGP	\$2,298
	7/16	30	25	18	2	VSB3025WPGP	\$1,995
	7/16	24	25	14	1	VSB2425WPGP	\$1,730
	7/16	18	25	11	1	VSB1825WPGP	\$1,468

- use with standard height surfaces and 17 1/2" Overhead Shelf or Wall Mount Single Shelf for 72" overall height
- use with standard height surfaces and 29 1/2" Overhead Shelf or Wall Mount Double Shelf for 84" overall height
- specify white (WPG) or black (BPG) back painted glass

Description	D	W	H	CTN WT	CU FT	① Model	List Price
54 ½" h Laminate Markerboard Wall Panel 	1	60	54 ½	72	7	VSB6054WPMB	\$1,427
	1	54	54 ½	65	6	VSB5454WPMB	\$1,304
	1	48	54 ½	58	5	VSB4854WPMB	\$1,160
	1	42	54 ½	51	5	VSB4254WPMB	\$1,031
	1	39	54 ½	48	5	VSB3954WPMB	\$974
	1	36	54 ½	45	4	VSB3654WPMB	\$906
	1	33	54 ½	42	4	VSB3354WPMB	\$850
	1	30	54 ½	39	4	VSB3054WPMB	\$784
	1	24	54 ½	32	3	VSB2454WPMB	\$660
	1	18	54 ½	25	2	VSB1854WPMB	\$542

· use with standard height surfaces for 84" h overall height (nothing above)

52 ⅜" h Laminate Markerboard Wall Panel 	1	60	52 ⅜	70	6	VSB6053WPMB	\$1,380
	1	54	52 ⅜	63	6	VSB5453WPMB	\$1,263
	1	48	52 ⅜	56	5	VSB4853WPMB	\$1,123
	1	42	52 ⅜	49	5	VSB4253WPMB	\$998
	1	39	52 ⅜	46	4	VSB3953WPMB	\$943
	1	36	52 ⅜	43	4	VSB3653WPMB	\$878
	1	33	52 ⅜	40	4	VSB3353WPMB	\$825
	1	30	52 ⅜	37	4	VSB3053WPMB	\$761
	1	24	52 ⅜	30	3	VSB2453WPMB	\$641
	1	18	52 ⅜	23	2	VSB1853WPMB	\$529

· use with 19 ⅜" h credenza for 72" h overall height (nothing above)

To Order, Specify:

① Model Number


Laminate - VST

Veneer - VSV

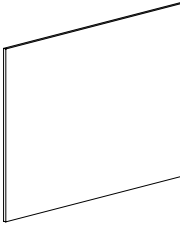
- ② Worksurface Material (see page VI3)
 - a.) TFL
 - b.) HPL
- ③ Laminate Color (see page VI3)
 - a.) Worksurface Color
 - b.) Chassis Color
 - c.) Drawer Color

- ② Wood Species - Cherry (CH1), Maple (MA1)
Walnut (WA1), Black Oak (BO1) or
Double Cut (DC1) (see page VI1)
- ③ Finish Color (see page VI1)

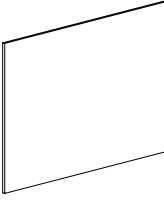
- ④ Edge Profile (see page VI4)
- ⑤ Pull Style and Color (see page VI4)
- ⑥ Optional Grommet Location & Color -
Matte Black (MBK) or Arctic Silver (ASL)
(see page VI6)
- ⑦ Other Product Options (see page VI110)
- ⑧ Accessories (see page VS314)
- ⑨ Power and Data Options (see page VS324)

Description	D	W	H	CTN WT	CU FT	① Model	List Price
49 1/16" h Laminate Markerboard Wall Panel 		60	49 1/16	68	6	VSB6050WPMB	\$1,326
		54	49 1/16	61	6	VSB5450WPMB	\$1,213
		48	49 1/16	54	5	VSB4850WPMB	\$1080
		42	49 1/16	47	4	VSB4250WPMB	\$959
		39	49 1/16	44	4	VSB3950WPMB	\$907
		36	49 1/16	41	4	VSB3650WPMB	\$845
		33	49 1/16	38	4	VSB3350WPMB	\$794
		30	49 1/16	35	3	VSB3050WPMB	\$734
		24	49 1/16	28	3	VSB2450WPMB	\$619
		18	49 1/16	21	2	VSB1850WPMB	\$512

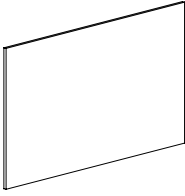
· use with 19 3/16" h credenza and 14 3/4" h L-Shelf for 84" h overall height (nothing above)

42 1/2" h Laminate Markerboard Wall Panel 	1	60	42 1/2	59	5	VSB6042WPMB	\$1,181
	1	54	42 1/2	53	5	VSB5442WPMB	\$1,082
	1	48	42 1/2	47	4	VSB4842WPMB	\$964
	1	42	42 1/2	42	4	VSB4242WPMB	\$856
	1	39	42 1/2	39	4	VSB3942WPMB	\$813
	1	36	42 1/2	36	3	VSB3642WPMB	\$758
	1	33	42 1/2	33	3	VSB3342WPMB	\$714
	1	30	42 1/2	30	3	VSB3042WPMB	\$660
	1	24	42 1/2	25	3	VSB2442WPMB	\$560
	1	18	42 1/2	19	2	VSB1842WPMB	\$468

· use with standard height surfaces for 72" h overall height (nothing above)

39 3/4" h Laminate Markerboard Wall Panel 	1	60	39 3/4	55	5	VSB6040WPMB	\$1,125
	1	54	39 3/4	50	5	VSB5440WPMB	\$1,033
	1	48	39 3/4	44	4	VSB4840WPMB	\$919
	1	42	39 3/4	39	4	VSB4240WPMB	\$819
	1	39	39 3/4	37	3	VSB3940WPMB	\$778
	1	36	39 3/4	34	3	VSB3640WPMB	\$725
	1	33	39 3/4	31	3	VSB3340WPMB	\$683
	1	30	39 3/4	29	3	VSB3040WPMB	\$633
	1	24	39 3/4	23	2	VSB2440WPMB	\$538
	1	18	39 3/4	18	2	VSB1840WPMB	\$451

· use with 29 1/2" h credenza and 14 3/4" h L-Shelf for 84" h overall height (nothing above)

Description	D	W	H	CTN WT	CU FT	① Model	List Price
34 1/16" h Laminate Markerboard Wall Panel 	1	60	34 1/16	48	4	VSB6035WPMB	\$1,020
	1	54	34 1/16	44	4	VSB5435WPMB	\$938
	1	48	34 1/16	40	4	VSB4835WPMB	\$834
	1	42	34 1/16	35	3	VSB4235WPMB	\$744
	1	39	34 1/16	32	3	VSB3935WPMB	\$708
	1	36	34 1/16	30	3	VSB3635WPMB	\$661
	1	33	34 1/16	28	3	VSB3335WPMB	\$624
	1	30	34 1/16	25	3	VSB3035WPMB	\$579
	1	24	34 1/16	21	2	VSB2435WPMB	\$495
	1	18	34 1/16	16	2	VSB1835WPMB	\$418

- use with bench height surfaces and 17 1/2" h wall mount overhead or L-shelf for 72" h overall height
- use with bench height surfaces and 29 1/2" h wall mount overhead or L-shelf for 84" h overall height

25" h Laminate Markerboard Wall Panel 	1	60	25	37	3	VSB6025WPMB	\$827
	1	54	25	33	3	VSB5425WPMB	\$763
	1	48	25	29	3	VSB4825WPMB	\$680
	1	42	25	27	3	VSB4225WPMB	\$609
	1	39	25	25	2	VSB3925WPMB	\$581
	1	36	25	23	2	VSB3625WPMB	\$545
	1	33	25	21	2	VSB3325WPMB	\$518
	1	30	25	19	2	VSB3025WPMB	\$481
	1	24	25	16	2	VSB2425WPMB	\$417
	1	18	25	13	1	VSB1825WPMB	\$3360

- use with standard height surfaces and 17 1/2" h wall mount overhead or L-shelf for 72" h overall height
- use with standard height surfaces and 29 1/2" h wall mount overhead or L-shelf for 84" h overall height

To Order, Specify:

① Model Number

Laminate - VST

Veneer - VSV

② Worksurface Material (see page VI3)

- a.) TFL
- b.) HPL

③ Laminate Color (see page VI3)

- a.) Worksurface Color
- b.) Chassis Color
- c.) Drawer Color

② Wood Species - Cherry (CH1), Maple (MA1)

- Walnut (WA1), Black Oak (BO1) or
- Double Cut (DC1) (see page VI1)

③ Finish Color (see page VI1)

④ Edge Profile (see page VI4)


⑤ Pull Style and Color (see page VI4)


⑥ Optional Grommet Location & Color -
Matte Black (MBK) or Arctic Silver (ASL)
(see page VI6)


⑦ Other Product Options (see page VI110)


⑧ Accessories (see page VS314)


⑨ Power and Data Options (see page VS324)


Description	D	W	H	CTN WT	CU FT	① Model	List Price Per Grade
54 1/2" h Tackable Wall Panel	1	48	54 1/2	30	5	VSB4854WPTK	COM \$762
 <ul style="list-style-type: none"> • use with 29 1/2" h credenza for 84" overall height (nothing above) • com ydg: 1 3/4 							A \$781
							B \$816
							C \$877
							D \$956
							E \$1,037
							F \$1,160
							G \$1,292
							H \$1,434
							I \$1,655
							J \$1,919


54 1/2" h Tackable Wall Panel	1	42	54 1/2	26	5	VSB4254WPTK	COM \$695
 <ul style="list-style-type: none"> • use with 29 1/2" h credenza for 84" overall height (nothing above) • com ydg: 1 3/4 							A \$713
							B \$748
							C \$809
							D \$889
							E \$970
							F \$1,093
							G \$1,225
							H \$1,366
							I \$1,586
							J \$1,851


54 1/2" h Tackable Wall Panel	1	39	54 1/2	24	5	VSB3954WPTK	COM \$669
 <ul style="list-style-type: none"> • use with 29 1/2" h credenza for 84" overall height (nothing above) • com ydg: 1 3/4 							A \$687
							B \$723
							C \$784
							D \$864
							E \$944
							F \$1,067
							G \$1,199
							H \$1,341
							I \$1,561
							J \$1,826

54 1/2" h Tackable Wall Panel	1	36	54 1/2	22	4	VSB3654WPTK	COM \$634
 <ul style="list-style-type: none"> • use with 29 1/2" h credenza for 84" overall height (nothing above) • com ydg: 1 3/4 							A \$652
							B \$687
							C \$748
							D \$828
							E \$908
							F \$1,032
							G \$1,164
							H \$1,305
							I \$1,525
							J \$1,790

Description	D	W	H	CTN WT	CU FT	① Model	List Price Per Grade
54 1/2" h Tackable Wall Panel	1	33	54 1/2	20	4	VSB3354WPTK	COM \$610
 <ul style="list-style-type: none"> • use with 29 1/2" h credenza for 84" overall height (nothing above) • com ydg: 1 3/4 							A \$627
							B \$663
							C \$724
							D \$804
							E \$884
							F \$1,008
							G \$1,140
							H \$1,281
							I \$1,501
							J \$1,766


54 1/2" h Tackable Wall Panel	1	30	54 1/2	19	4	VSB3054WPTK	COM \$574
 <ul style="list-style-type: none"> • use with 29 1/2" h credenza for 84" overall height (nothing above) • com ydg: 1 3/4 							A \$592
							B \$627
							C \$688
							D \$768
							E \$849
							F \$972
							G \$1,104
							H \$1,245
							I \$1,467
							J \$1,730


54 1/2" h Tackable Wall Panel	1	24	54 1/2	15	3	VSB2454WPTK	COM \$513
 <ul style="list-style-type: none"> • use with 29 1/2" h credenza for 84" overall height (nothing above) • com ydg: 1 3/4 							A \$531
							B \$567
							C \$627
							D \$707
							E \$787
							F \$911
							G \$1,043
							H \$1,184
							I \$1,406
							J \$1,669

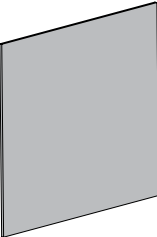
54 1/2" h Tackable Wall Panel	1	18	54 1/2	11	2	VSB1854WPTK	COM \$458
 <ul style="list-style-type: none"> • use with 29 1/2" h credenza for 84" overall height (nothing above) • com ydg: 1 3/4 							A \$477
							B \$513
							C \$574
							D \$653
							E \$734
							F \$856
							G \$989
							H \$1,131
							I \$1,351
							J \$1,616


To Order, Specify:


- ① Model Number
- ② Fabric Selection: vendor, pattern, color


Description	D	W	H	CTN WT	CU FT	① Model	List Price Per Grade
52 3/16" h Tackable Wall Panel	1	48	52 3/16	28	5	VSB4853WPTK	COM \$747 A \$766 B \$802 C \$863 D \$941 E \$1,022 F \$1,145 G \$1,278 H \$1,419 I \$1,640 J \$1,905
	<ul style="list-style-type: none"> • use with 19 13/16" h credenza for 72" overall height (nothing above) • com ydg: 1 3/4 						


52 3/16" h Tackable Wall Panel	1	42	52 3/16	25	5	VSB4253WPTK	COM \$681 A \$699 B \$735 C \$796 D \$875 E \$955 F \$1,079 G \$1,210 H \$1,352 I \$1,573 J \$1,837
	<ul style="list-style-type: none"> • use with 19 13/16" h credenza for 72" overall height (nothing above) • com ydg: 1 3/4 						


52 3/16" h Tackable Wall Panel	1	39	52 3/16	23	4	VSB3953WPTK	COM \$657 A \$675 B \$710 C \$771 D \$851 E \$931 F \$1,055 G \$1,186 H \$1,328 I \$1,549 J \$1,813
	<ul style="list-style-type: none"> • use with 19 13/16" h credenza for 72" overall height (nothing above) • com ydg: 1 3/4 						

52 3/16" h Tackable Wall Panel	1	36	52 3/16	21	4	VSB3653WPTK	COM \$622 A \$640 B \$676 C \$737 D \$816 E \$896 F \$1,020 G \$1,153 H \$1,293 I \$1,515 J \$1,779
	<ul style="list-style-type: none"> • use with 19 13/16" h credenza for 72" overall height (nothing above) • com ydg: 1 3/4 						

Description	D	W	H	CTN WT	CU FT	① Model	List Price Per Grade
52 3/16" h Tackable Wall Panel	1	33	52 3/16	20	4	VSB3353WPTK	COM \$598
 <ul style="list-style-type: none"> • use with 19 1/16" h credenza for 72" overall height (nothing above) • com ydg: 1 3/4 							A \$616
							B \$652
							C \$713
							D \$792
							E \$872
							F \$996
							G \$1,128
							H \$1,269
							I \$1,491
							J \$1,754


52 3/16" h Tackable Wall Panel	1	30	52 3/16	18	4	VSB3053WPTK	COM \$564
 <ul style="list-style-type: none"> • use with 19 1/16" h credenza for 72" overall height (nothing above) • com ydg: 1 3/4 							A \$583
							B \$619
							C \$680
							D \$759
							E \$840
							F \$962
							G \$1,095
							H \$1,237
							I \$1,457
							J \$1,722


52 3/16" h Tackable Wall Panel	1	24	52 3/16	14	3	VSB2453WPTK	COM \$505
 <ul style="list-style-type: none"> • use with 19 1/16" h credenza for 72" overall height (nothing above) • com ydg: 1 3/4 							A \$523
							B \$559
							C \$620
							D \$699
							E \$780
							F \$903
							G \$1,035
							H \$1,177
							I \$1,397
							J \$1,662

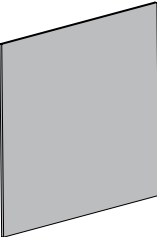
52 3/16" h Tackable Wall Panel	1	18	52 3/16	11	2	VSB1853WPTK	COM \$453
 <ul style="list-style-type: none"> • use with 19 1/16" h credenza for 72" overall height (nothing above) • com ydg: 1 3/4 							A \$471
							B \$507
							C \$568
							D \$647
							E \$728
							F \$851
							G \$983
							H \$1,124
							I \$1,346
							J \$1,609


To Order, Specify:


- ① Model Number
- ② Fabric Selection: vendor, pattern, color


Description	D	W	H	CTN WT	CU FT	① Model	List Price Per Grade
49 7/16" h Tackable Wall Panel	1	48	49 7/16	27	5	VSB4850WPTK	COM \$713 A \$729 B \$759 C \$811 D \$880 E \$949 F \$1,055 G \$1,167 H \$1,289 I \$1,477 J \$1,705
	<ul style="list-style-type: none"> • use with 19 13/16" h credenza and 14 3/4" h L-shelf for 84" overall height • com ydg: 1 1/2 						


49 7/16" h Tackable Wall Panel	1	42	49 7/16	24	4	VSB4250WPTK	COM \$650 A \$665 B \$696 C \$748 D \$816 E \$886 F \$991 G \$1,104 H \$1,226 I \$1,414 J \$1,642
	<ul style="list-style-type: none"> • use with 19 13/16" h credenza and 14 3/4" h L-shelf for 84" overall height • com ydg: 1 1/2 						


49 7/16" h Tackable Wall Panel	1	39	49 7/16	22	4	VSB3950WPTK	COM \$626 A \$643 B \$673 C \$725 D \$793 E \$863 F \$968 G \$1,081 H \$1,203 I \$1,391 J \$1,619
	<ul style="list-style-type: none"> • use with 19 13/16" h credenza and 14 3/4" h L-shelf for 84" overall height • com ydg: 1 1/2 						

49 7/16" h Tackable Wall Panel	1	36	49 7/16	20	4	VSB3650WPTK	COM \$593 A \$610 B \$639 C \$693 D \$760 E \$829 F \$935 G \$1,048 H \$1,169 I \$1,358 J \$1,585
	<ul style="list-style-type: none"> • use with 19 13/16" h credenza and 14 3/4" h L-shelf for 84" overall height • com ydg: 1 1/2 						

Description	D	W	H	CTN WT	CU FT	① Model	List Price Per Grade
49 7/16" h Tackable Wall Panel	1	33	49 7/16	19	4	VSB3350WPTK	COM \$571 A \$586 B \$616 C \$669 D \$737 E \$806 F \$912 G \$1,024 H \$1,146 I \$1,335 J \$1,562
	<ul style="list-style-type: none"> • use with 19 3/16" h credenza and 14 3/4" h L-shelf for 84" overall height • com ydg: 1 1/2 						


49 7/16" h Tackable Wall Panel	1	30	49 7/16	17	3	VSB3050WPTK	COM \$538 A \$554 B \$584 C \$637 D \$705 E \$773 F \$880 G \$992 H \$1,114 I \$1,303 J \$1,531
	<ul style="list-style-type: none"> • use with 19 3/16" h credenza and 14 3/4" h L-shelf for 84" overall height • com ydg: 1 1/2 						


49 7/16" h Tackable Wall Panel	1	24	49 7/16	14	3	VSB2450WPTK	COM \$480 A \$496 B \$527 C \$579 D \$647 E \$717 F \$822 G \$935 H \$1,057 I \$1,245 J \$1,473
	<ul style="list-style-type: none"> • use with 19 3/16" h credenza and 14 3/4" h L-shelf for 84" overall height • com ydg: 1 1/2 						


49 7/16" h Tackable Wall Panel	1	18	49 7/16	10	2	VSB1850WPTK	COM \$430 A \$446 B \$476 C \$529 D \$597 E \$665 F \$771 G \$884 H \$1,007 I \$1,195 J \$1,422
	<ul style="list-style-type: none"> • use with 19 3/16" h credenza and 14 3/4" h L-shelf for 84" overall height • com ydg: 1 1/2 						


To Order, Specify:


- ① Model Number
- ② Fabric Selection: vendor, pattern, color


Description	D	W	H	CTN WT	CU FT	① Model	List Price Per Grade
42 1/2" h Tackable Wall Panel	1	48	42 1/2	23	4	VSB4842WPTK	COM \$661
 <ul style="list-style-type: none"> · use with 29 1/2" h credenza for 72" overall height (nothing above) · com ydg: 1 1/2 							A \$677
							B \$707
							C \$760
							D \$828
							E \$896
							F \$1,002
							G \$1,116
							H \$1,238
							I \$1,426
							J \$1,654


42 1/2" h Tackable Wall Panel	1	42	42 1/2	20	4	VSB4242WPTK	COM \$603
 <ul style="list-style-type: none"> · use with 29 1/2" h credenza for 72" overall height (nothing above) · com ydg: 1 1/2 							A \$620
							B \$650
							C \$702
							D \$770
							E \$840
							F \$946
							G \$1,058
							H \$1,180
							I \$1,368
							J \$1,596


42 1/2" h Tackable Wall Panel	1	39	42 1/2	19	4	VSB3942WPTK	COM \$584
 <ul style="list-style-type: none"> · use with 29 1/2" h credenza for 72" overall height (nothing above) · com ydg: 1 1/2 							A \$600
							B \$631
							C \$683
							D \$750
							E \$820
							F \$926
							G \$1,038
							H \$1,160
							I \$1,349
							J \$1,577

42 1/2" h Tackable Wall Panel	1	36	42 1/2	17	3	VSB3642WPTK	COM \$554
 <ul style="list-style-type: none"> · use with 29 1/2" h credenza for 72" overall height (nothing above) · com ydg: 1 1/2 							A \$571
							B \$600
							C \$653
							D \$721
							E \$790
							F \$895
							G \$1,009
							H \$1,131
							I \$1,319
							J \$1,546

Description	D	W	H	CTN WT	CU FT	① Model	List Price Per Grade
42 1/2" h Tackable Wall Panel	1	33	42 1/2	16	3	VSB3342WPTK	COM \$534
 <ul style="list-style-type: none"> · use with 29 1/2" h credenza for 72" overall height (nothing above) · com ydg: 1 1/2 							A \$550
							B \$579
							C \$633
							D \$700
							E \$769
							F \$875
							G \$988
							H \$1,110
							I \$1,299
							J \$1,525

42 1/2" h Tackable Wall Panel	1	30	42 1/2	15	3	VSB3042WPTK	COM \$505
 <ul style="list-style-type: none"> · use with 29 1/2" h credenza for 72" overall height (nothing above) · com ydg: 1 1/2 							A \$520
							B \$551
							C \$603
							D \$672
							E \$741
							F \$846
							G \$959
							H \$1,081
							I \$1,269
							J \$1,497


42 1/2" h Tackable Wall Panel	1	24	42 1/2	12	3	VSB2442WPTK	COM \$454
 <ul style="list-style-type: none"> · use with 29 1/2" h credenza for 72" overall height (nothing above) · com ydg: 1 1/2 							A \$470
							B \$500
							C \$553
							D \$621
							E \$689
							F \$796
							G \$908
							H \$1,031
							I \$1,219
							J \$1,447


42 1/2" h Tackable Wall Panel	1	18	42 1/2	9	2	VSB1842WPTK	COM \$410
 <ul style="list-style-type: none"> · use with 29 1/2" h credenza for 72" overall height (nothing above) · com ydg: 1 1/2 							A \$427
							B \$456
							C \$510
							D \$577
							E \$646
							F \$752
							G \$865
							H \$987
							I \$1,176
							J \$1,403


To Order, Specify:


① Model Number


② Fabric Selection: vendor, pattern, color


Description	D	W	H	CTN WT	CU FT	① Model	List Price Per Grade
39 3/4" h Tackable Wall Panel	1	48	39 3/4	22	4	VSB4840WPTK	COM \$627
 <ul style="list-style-type: none"> · use with 29 1/2" h credenza and 14 3/4" h L-shelf for 84" overall height · com ydg: 1 1/4 							A \$641
							B \$665
							C \$710
							D \$767
							E \$825
							F \$912
							G \$1,008
							H \$1,107
							I \$1,265
							J \$1,455


39 3/4" h Tackable Wall Panel	1	42	39 3/4	19	4	VSB4240WPTK	COM \$573
 <ul style="list-style-type: none"> · use with 29 1/2" h credenza and 14 3/4" h L-shelf for 84" overall height · com ydg: 1 1/4 							A \$586
							B \$611
							C \$656
							D \$711
							E \$769
							F \$856
							G \$952
							H \$1,052
							I \$1,209
							J \$1,399


39 3/4" h Tackable Wall Panel	1	39	39 3/4	18	3	VSB3940WPTK	COM \$554
 <ul style="list-style-type: none"> · use with 29 1/2" h credenza and 14 3/4" h L-shelf for 84" overall height · com ydg: 1 1/4 							A \$568
							B \$592
							C \$637
							D \$694
							E \$750
							F \$839
							G \$934
							H \$1,034
							I \$1,191
							J \$1,380

39 3/4" h Tackable Wall Panel	1	36	39 3/4	16	3	VSB3640WPTK	COM \$525
 <ul style="list-style-type: none"> · use with 29 1/2" h credenza and 14 3/4" h L-shelf for 84" overall height · com ydg: 1 1/4 							A \$538
							B \$562
							C \$607
							D \$663
							E \$721
							F \$808
							G \$904
							H \$1,003
							I \$1,161
							J \$1,351

Description	D	W	H	CTN WT	CU FT	① Model	List Price Per Grade
39 3/4" h Tackable Wall Panel	1	33	39 3/4	15	3	VSB3340WPTK	COM \$506
 <ul style="list-style-type: none"> · use with 29 1/2" h credenza and 14 3/4" h L-shelf for 84" overall height · com ydg: 1 1/4 							A \$519
							B \$543
							C \$589
							D \$645
							E \$702
							F \$790
							G \$886
							H \$986
							I \$1,143
							J \$1,332


39 3/4" h Tackable Wall Panel	1	30	39 3/4	14	3	VSB3040WPTK	COM \$478
 <ul style="list-style-type: none"> · use with 29 1/2" h credenza and 14 3/4" h L-shelf for 84" overall height · com ydg: 1 1/4 							A \$492
							B \$516
							C \$561
							D \$617
							E \$675
							F \$762
							G \$857
							H \$958
							I \$1,116
							J \$1,305


39 3/4" h Tackable Wall Panel	1	24	39 3/4	11	2	VSB2440WPTK	COM \$430
 <ul style="list-style-type: none"> · use with 29 1/2" h credenza and 14 3/4" h L-shelf for 84" overall height · com ydg: 1 1/4 							A \$444
							B \$468
							C \$513
							D \$569
							E \$626
							F \$714
							G \$809
							H \$910
							I \$1,067
							J \$1,257


39 3/4" h Tackable Wall Panel	1	18	39 3/4	8	2	VSB1840WPTK	COM \$389
 <ul style="list-style-type: none"> · use with 29 1/2" h credenza and 14 3/4" h L-shelf for 84" overall height · com ydg: 1 1/4 							A \$403
							B \$427
							C \$471
							D \$528
							E \$585
							F \$673
							G \$768
							H \$868
							I \$1,026
							J \$1,216


To Order, Specify:


- ① Model Number
- ② Fabric Selection: vendor, pattern, color


Description	D	W	H	CTN WT	CU FT	① Model	List Price Per Grade
34 1 ¹ / ₁₆ " h Tackable Wall Panel	1	48	34 1 ¹ / ₁₆	19	4	VSB4835WPTK	COM \$590
 <ul style="list-style-type: none"> · use with 19 1³/₁₆" h credenza and 17 1¹/₂" h wall mount overhead or L-shelf for 72" overall height · use with 19 1³/₁₆" h credenza and 29 1¹/₂" h wall mount overhead or L-shelf for 84" overall height · com ydg: 1 1¹/₄ 							A \$603
							B \$627
							C \$673
							D \$729
							E \$786
							F \$874
							G \$970
							H \$1,070
							I \$1,227
							J \$1,416


34 1 ¹ / ₁₆ " h Tackable Wall Panel	1	42	34 1 ¹ / ₁₆	17	3	VSB4235WPTK	COM \$539
 <ul style="list-style-type: none"> · use with 19 1³/₁₆" h credenza and 17 1¹/₂" h wall mount overhead or L-shelf for 72" overall height · use with 19 1³/₁₆" h credenza and 29 1¹/₂" h wall mount overhead or L-shelf for 84" overall height · com ydg: 1 1¹/₄ 							A \$553
							B \$577
							C \$622
							D \$678
							E \$736
							F \$823
							G \$918
							H \$1,019
							I \$1,177
							J \$1,366


34 1 ¹ / ₁₆ " h Tackable Wall Panel	1	39	34 1 ¹ / ₁₆	16	3	VSB3935WPTK	COM \$523
 <ul style="list-style-type: none"> · use with 19 1³/₁₆" h credenza and 17 1¹/₂" h wall mount overhead or L-shelf for 72" overall height · use with 19 1³/₁₆" h credenza and 29 1¹/₂" h wall mount overhead or L-shelf for 84" overall height · com ydg: 1 1¹/₄ 							A \$537
							B \$561
							C \$605
							D \$662
							E \$720
							F \$807
							G \$903
							H \$1,002
							I \$1,160
							J \$1,350

34 1 ¹ / ₁₆ " h Tackable Wall Panel	1	36	34 1 ¹ / ₁₆	14	3	VSB3635WPTK	COM \$496
 <ul style="list-style-type: none"> · use with 19 1³/₁₆" h credenza and 17 1¹/₂" h wall mount overhead or L-shelf for 72" overall height · use with 19 1³/₁₆" h credenza and 29 1¹/₂" h wall mount overhead or L-shelf for 84" overall height · com ydg: 1 1¹/₄ 							A \$511
							B \$535
							C \$579
							D \$636
							E \$694
							F \$781
							G \$876
							H \$976
							I \$1,134
							J \$1,324

Description	D	W	H	CTN WT	CU FT	① Model	List Price Per Grade
34 1 ¹ / ₁₆ "h Tackable Wall Panel	1	33	34 1 ¹ / ₁₆	13	3	VSB3335WPTK	COM \$479 A \$493 B \$517 C \$562 D \$619 E \$676 F \$763 G \$859 H \$959 I \$1,117 J \$1,306
	<ul style="list-style-type: none"> · use with 19 1³/₁₆"h credenza and 17 1¹/₂"h wall mount overhead or L-shelf for 72" overall height · use with 19 1³/₁₆"h credenza and 29 1¹/₂"h wall mount overhead or L-shelf for 84" overall height · com ydg: 1 1¹/₄ 						


34 1 ¹ / ₁₆ "h Tackable Wall Panel	1	30	34 1 ¹ / ₁₆	12	3	VSB3035WPTK	COM \$454 A \$468 B \$492 C \$537 D \$593 E \$651 F \$738 G \$833 H \$934 I \$1,092 J \$1,281
	<ul style="list-style-type: none"> · use with 19 1³/₁₆"h credenza and 17 1¹/₂"h wall mount overhead or L-shelf for 72" overall height · use with 19 1³/₁₆"h credenza and 29 1¹/₂"h wall mount overhead or L-shelf for 84" overall height · com ydg: 1 1¹/₄ 						


34 1 ¹ / ₁₆ "h Tackable Wall Panel	1	24	34 1 ¹ / ₁₆	10	2	VSB2435WPTK	COM \$410 A \$425 B \$448 C \$493 D \$550 E \$607 F \$695 G \$790 H \$890 I \$1,048 J \$1,238
	<ul style="list-style-type: none"> · use with 19 1³/₁₆"h credenza and 17 1¹/₂"h wall mount overhead or L-shelf for 72" overall height · use with 19 1³/₁₆"h credenza and 29 1¹/₂"h wall mount overhead or L-shelf for 84" overall height · com ydg: 1 1¹/₄ 						


34 1 ¹ / ₁₆ "h Tackable Wall Panel	1	18	34 1 ¹ / ₁₆	7	2	VSB1835WPTK	COM \$373 A \$387 B \$411 C \$456 D \$513 E \$571 F \$658 G \$753 H \$853 I \$1,011 J \$1,201
	<ul style="list-style-type: none"> · use with 29 1¹/₂"h credenza and 17 1¹/₂"h wall mount overhead or L-shelf for 72" overall height · use with 29 1¹/₂"h credenza and 29 1¹/₂"h wall mount overhead or L-shelf for 84" overall height · com ydg: 1 1¹/₄ 						


To Order, Specify:


- ① Model Number
- ② Fabric Selection: vendor, pattern, color


Description	D	W	H	CTN WT	CU FT	① Model	List Price Per Grade
25" h Tackable Wall Panel	1	48	25	14	3	VSB4825WPTK	COM \$508
 <ul style="list-style-type: none"> · use with 29 1/2" h credenza and 17 1/2" h wall mount overhead or L-shelf for 72" overall height · use with 29 1/2" h credenza and 29 1/2" h wall mount overhead or L-shelf for 84" overall height · com ydg: 1 							A \$518
							B \$539
							C \$575
							D \$620
							E \$665
							F \$736
							G \$811
							H \$892
							I \$1,019
							J \$1,169


25" h Tackable Wall Panel	1	42	25	12	3	VSB4225WPTK	COM \$467
 <ul style="list-style-type: none"> · use with 29 1/2" h credenza and 17 1/2" h wall mount overhead or L-shelf for 72" overall height · use with 29 1/2" h credenza and 29 1/2" h wall mount overhead or L-shelf for 84" overall height · com ydg: 1 							A \$477
							B \$498
							C \$534
							D \$578
							E \$624
							F \$695
							G \$770
							H \$851
							I \$977
							J \$1,128


25" h Tackable Wall Panel	1	39	25	11	2	VSB3925WPTK	COM \$454
 <ul style="list-style-type: none"> · use with 29 1/2" h credenza and 17 1/2" h wall mount overhead or L-shelf for 72" overall height · use with 29 1/2" h credenza and 29 1/2" h wall mount overhead or L-shelf for 84" overall height · com ydg: 1 							A \$465
							B \$486
							C \$520
							D \$566
							E \$612
							F \$682
							G \$758
							H \$839
							I \$965
							J \$1,116

25" h Tackable Wall Panel	1	36	25	10	2	VSB3625WPTK	COM \$432
 <ul style="list-style-type: none"> · use with 29 1/2" h credenza and 17 1/2" h wall mount overhead or L-shelf for 72" overall height · use with 29 1/2" h credenza and 29 1/2" h wall mount overhead or L-shelf for 84" overall height · com ydg: 1 							A \$443
							B \$464
							C \$499
							D \$543
							E \$590
							F \$660
							G \$736
							H \$816
							I \$943
							J \$1,094

Description	D	W	H	CTN WT	CU FT	① Model	List Price Per Grade
25" h Tackable Wall Panel	1	33	25	10	2	VSB3325WPTK	COM \$420
 <ul style="list-style-type: none"> · use with 29 1/2" h credenza and 17 1/2" h wall mount overhead or L-shelf for 72" overall height · use with 29 1/2" h credenza and 29 1/2" h wall mount overhead or L-shelf for 84" overall height · com ydg: 1 							A \$430
							B \$451
							C \$487
							D \$531
							E \$577
							F \$647
							G \$723
							H \$804
							I \$930
							J \$1,081

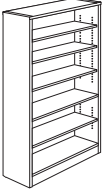
25" h Tackable Wall Panel	1	30	25	9	2	VSB3025WPTK	COM \$397
 <ul style="list-style-type: none"> · use with 29 1/2" h credenza and 17 1/2" h wall mount overhead or L-shelf for 72" overall height · use with 29 1/2" h credenza and 29 1/2" h wall mount overhead or L-shelf for 84" overall height · com ydg: 1 							A \$408
							B \$429
							C \$465
							D \$510
							E \$555
							F \$625
							G \$701
							H \$782
							I \$908
							J \$1,059

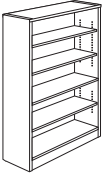
25" h Tackable Wall Panel	1	24	25	7	2	VSB2425WPTK	COM \$362
 <ul style="list-style-type: none"> · use with 29 1/2" h credenza and 17 1/2" h wall mount overhead or L-shelf for 72" overall height · use with 29 1/2" h credenza and 29 1/2" h wall mount overhead or L-shelf for 84" overall height · com ydg: 1 							A \$372
							B \$393
							C \$429
							D \$474
							E \$519
							F \$590
							G \$665
							H \$746
							I \$872
							J \$1,023

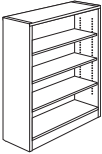
25" h Tackable Wall Panel	1	18	25	5	1	VSB1825WPTK	COM \$334
 <ul style="list-style-type: none"> · use with 29 1/2" h credenza and 17 1/2" h wall mount overhead or L-shelf for 72" overall height · use with 29 1/2" h credenza and 29 1/2" h wall mount overhead or L-shelf for 84" overall height · com ydg: 1 							A \$345
							B \$366
							C \$402
							D \$446
							E \$492
							F \$562
							G \$638
							H \$719
							I \$845
							J \$996


To Order, Specify:

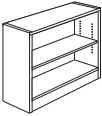
- ① Model Number
- ② Fabric Selection: vendor, pattern, color

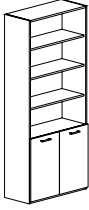
Description	D	W	H	CTN WT	CU FT	① Model	Laminate	Flat Cut Veneer	Double Cut Veneer
	15 7/16	35 7/8	84	181	35	VST3684BC	\$1,470		
	15 7/16	35 7/8	84	181	35	VSV3684BC		\$2,566	\$2,825
	15 7/16	29 7/8	84	170	29	VST3084BC	\$1,370		
	15 7/16	29 7/8	84	170	29	VSV3084BC		\$2,550	\$2,806
									<ul style="list-style-type: none"> · four adjustable shelves · one fixed shelf · no profile edge · unfinished backs · secured to wall as a safety precaution

	15 7/16	35 7/8	72	155	30	VST3672BC	\$1,316		
	15 7/16	35 7/8	72	155	30	VSV3672BC		\$2,200	\$2,420
	15 7/16	29 7/8	72	145	25	VST3072BC	\$1,169		
	15 7/16	29 7/8	72	145	25	VSV3072BC		\$2,187	\$2,406
									<ul style="list-style-type: none"> · three adjustable shelves · one fixed shelf · no profile edge · unfinished backs

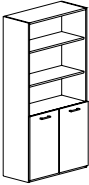
	15 7/16	35 7/8	55 1/16	115	23	VST3654BC	\$1,225		
	15 7/16	35 7/8	55 1/16	115	23	VSV3654BC		\$1,874	\$2,062
	15 7/16	29 7/8	55 1/16	108	20	VST3054BC	\$1,036		
	15 7/16	29 7/8	55 1/16	108	20	VSV3054BC		\$1,640	\$1,806
									<ul style="list-style-type: none"> · three adjustable shelves · no profile edge · unfinished backs

	15 7/16	35 7/8	42 5/16	108	18	VST3642BC	\$1,129		
	15 7/16	35 7/8	42 5/16	108	18	VSV3642BC		\$1,751	\$1,927
	15 7/16	29 7/8	42 5/16	98	15	VST3042BC	\$905		
	15 7/16	29 7/8	42 5/16	98	15	VSV3042BC		\$1,500	\$1,651
									<ul style="list-style-type: none"> · two adjustable shelves · no profile edge · unfinished backs

	15 7/16	35 7/8	29 1/2	108	13	VST3630BC	\$883		
	15 7/16	35 7/8	29 1/2	108	13	VSV3630BC		\$1,314	\$1,447
	15 7/16	29 7/8	29 1/2	98	11	VST3030BC	\$816		
	15 7/16	29 7/8	29 1/2	98	11	VSV3030BC		\$1,201	\$1,322
									<ul style="list-style-type: none"> · one adjustable shelf · no profile edge · unfinished backs

Description	D	W	H	CTN WT	CU FT	① Model	Laminate	Flat Cut Veneer	Double Cut Veneer
	16 3/16	35 7/8	84	196	35	VST3684BCD	\$1,767		
	16 3/16	35 7/8	84	196	35	VSV3684BCD		\$2,892	\$3,183
	16 3/16	29 7/8	84	182	29	VST3084BCD	\$1,655		
	16 3/16	29 7/8	84	182	29	VSV3084BCD		\$2,878	\$3,167

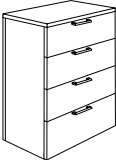
- three adjustable shelves (top section)
- one fixed shelf (top section)
- one adjustable shelf (bottom section)
- no profile edge
- locking available, specify and add \$45 list

	16 3/16	35 7/8	72	170	30	VST3672BCD	\$1,500		
	16 3/16	35 7/8	72	170	30	VSV3672BCD		\$2,527	\$2,780
	16 3/16	29 7/8	72	157	25	VST3072BCD	\$1,421		
	16 3/16	29 7/8	72	157	25	VSV3072BCD		\$2,513	\$2,763


- two adjustable shelves (top section)
- one fixed shelf (top section)
- one adjustable shelf (bottom section)
- no profile edge
- locking available, specify and add \$45 list

To Order, Specify:

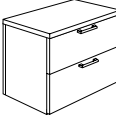
① Model Number	Laminate - VST	Veneer - VSV	
	<p>② Worksurface Material (see page VI3)</p> <p>a.) TFL</p> <p>b.) HPL</p> <p>③ Laminate Color (see page VI3)</p> <p>a.) Worksurface Color</p> <p>b.) Chassis Color</p> <p>c.) Drawer Color</p>	<p>② Wood Species - Cherry (CH1), Maple (MA1) Walnut (WA1), Black Oak (BO1) or Double Cut (DC1) (see page VI1)</p> <p>③ Finish Color (see page VI1)</p>	<p>④ Edge Profile (see page VI4)</p> <p>⑤ Pull Style and Color (see page VI4)</p> <p>⑥ Optional Grommet Location & Color - Matte Black (MBK) or Arctic Silver (ASL) (see page VI6)</p> <p>⑦ Other Product Options (see page VI110)</p> <p>⑧ Accessories (see page VS314)</p> <p>⑨ Power and Data Options (see page VS324)</p>

Description	D	W	H	CTN WT	CU FT	① Model	TFL Laminate	HPL Laminate	Flat Cut Veneer	Double Cut Veneer
	24	36	56½	287	34	VST2436-57LF	\$2,360	\$2,490		
	24	36	56½	287	34	VSV2436-57LF			\$3,211	\$3,543
	24	30	56½	270	29	VST2430-57LF	\$2,309	\$2,434		
	24	30	56½	270	29	VSV2430-57LF			\$3,037	\$3,350
	20	36	56½	266	29	VST2036-57LF	\$2,261	\$2,388		
	20	36	56½	266	29	VSV2036-57LF			\$3,082	\$3,399
	20	30	56½	251	24	VST2030-57LF	\$2,212	\$2,334		
	20	30	56½	251	24	VSV2030-57LF			\$2,912	\$3,212

- top edge profile on user side
- four drawers
- anti-tip interlock mechanism
- locking available, specify and add \$122 list

	24	36	43½	232	26	VST2436-42LF	\$1,744	\$1,843		
	24	36	43½	232	26	VSV2436-42LF			\$2,890	\$3,191
	24	30	43½	218	22	VST2430-42LF	\$1,710	\$1,804		
	24	30	43½	218	22	VSV2430-42LF			\$2,597	\$2,867
	20	36	43½	216	22	VST2036-42LF	\$1,669	\$1,763		
	20	36	43½	216	22	VSV2036-42LF			\$2,769	\$3,058
	20	30	43½	201	19	VST2030-42LF	\$1,637	\$1,729		
	20	30	43½	201	19	VSV2030-42LF			\$2,491	\$2,751

- top edge profile on user side
- three drawers
- anti-tip interlock mechanism
- locking available, specify and add \$122 list

	24	36	29½	192	19	VST2436-30LF	\$1,237	\$1,305		
	24	36	29½	192	19	VSV2436-30LF			\$2,220	\$2,451
	24	30	29½	179	16	VST2430-30LF	\$1,162	\$1,228		
	24	30	29½	179	16	VSV2430-30LF			\$1,872	\$2,070
	20	36	29½	174	16	VST2036-30LF	\$1,183	\$1,249		
	20	36	29½	174	16	VSV2036-30LF			\$2,127	\$2,351
	20	30	29½	165	14	VST2030-30LF	\$1,111	\$1,173		
	20	30	29½	165	14	VSV2030-30LF			\$1,794	\$1,983

- top edge profile on user side
- two drawers
- chassis grommet available, specify and add \$47 list
- anti-tip interlock mechanism
- locking available, specify and add \$109 list

Description	D	W	H	CTN WT	CU FT	① Model	Laminate	Flat Cut Veneer	Double Cut Veneer
Box/Box/File Mobile Pedestal	19 5/8	15 5/8	27 1/16	97	8	VST1620MP	\$998		
	19 5/8	15 5/8	27 1/16	97	8	VSV1620MP		\$1,719	\$1,896



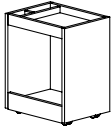
- box/box/file only
- letter width pedestal
- locking available, specify and add \$78 list
- no additional top needed

Box/File Compact Mobile Pedestal	17	13	21	63	4	VST1317-21BFMP	\$915		
	17	13	21	63	4	VSV1317-21BFMP		\$1,538	\$1,692



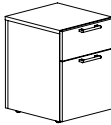
- no additional top needed
- locking available, specify and add \$78 list

Tray/Storage Compact Mobile Pedestal	17	13	21	27	4	VST1317-21SMP	\$736		
	17	13	21	27	4	VSV1317-21SMP		\$1,480	\$1,628



- non-handed
- top is divided for accessories
 - lower section: 11 3/8" x 12 1/16"
 - small section: 2" x 6 1/2"
 - smallest section: 2" x 4"

Box/File Mobile Pedestal	17	15 5/8	21	68	5	VST1617-21BFMP	\$930		
	17	15 5/8	21	68	5	VSV1617-21BFMP		\$1,558	\$1,714



- no additional top needed
- locking available, specify and add \$78 list

File/File Mobile Pedestal	20	15 5/8	28	97	8	VST1620-28FFMP	\$998		
	20	15 5/8	28	97	8	VSV1620-28FFMP		\$1,719	\$1,896



- no additional top needed
- locking available, specify and add \$78 list

To Order, Specify:

① Model Number

Laminate - VST

Veneer - VSV

② Worksurface Material (see page VI3)

- a.) TFL
- b.) HPL

③ Laminate Color (see page VI3)

- a.) Worksurface Color
- b.) Chassis Color
- c.) Drawer Color

② Wood Species - Cherry (CH1), Maple (MA1)

- Walnut (WA1), Black Oak (BO1) or
- Double Cut (DC1) (see page VI1)

③ Finish Color (see page VI1)

④ Edge Profile (see page VI4)



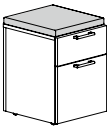
⑤ Pull Style and Color (see page VI4)

⑥ Optional Grommet Location & Color -
Matte Black (MBK) or Arctic Silver (ASL)
(see page VI6)

⑦ Other Product Options (see page VI110)

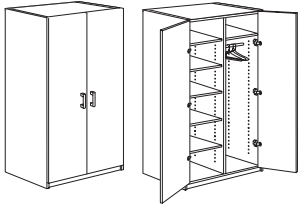
⑧ Accessories (see page VS314)

⑨ Power and Data Options (see page VS324)

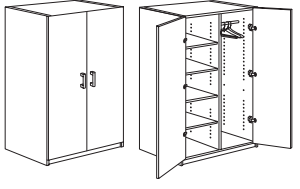
Description	D	W	H	CTN WT	CU FT	① Model	List Price Per Grade		
Laminate Box/File Mobile Pedestal with Cushion  <ul style="list-style-type: none"> locking available, specify and add \$78 list com ydg: 1 	17	15%	23	68	5	VST1617-21BFMPC	COM \$1,149 A \$1,157 B \$1,173 C \$1,201 D \$1,238 E \$1,272 F \$1,330 G \$1,389 H \$1,452 I \$1,553 J \$1,671 L1 \$1,432 L2 \$1,513		
	Flat Cut Veneer Box/File Mobile Pedestal with Cushion  <ul style="list-style-type: none"> locking available, specify and add \$78 list com ydg: 1 	17	15%	23	68	5	VSV1617-21BFMPC	COM \$1,812 A \$1,820 B \$1,836 C \$1,864 D \$1,901 E \$1,935 F \$1,993 G \$2,052 H \$2,115 I \$2,216 J \$2,334 L1 \$2,095 L2 \$2,176	
		Double Cut Veneer Box/File Mobile Pedestal with Cushion  <ul style="list-style-type: none"> locking available, specify and add \$78 list com ydg: 1 	17	15%	23	68	5	VSV1617-21BFMPC	COM \$1,993 A \$2,001 B \$2,017 C \$2,045 D \$2,082 E \$2,116 F \$2,174 G \$2,233 H \$2,296 I \$2,397 J \$2,515 L1 \$2,276 L2 \$2,357

To Order, Specify:

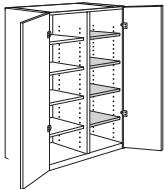
- ① Model Number
- ② Fabric Selection: vendor, pattern, color

Description	D	W	H	CTN WT	CU FT	① Model	Laminate	Flat Cut Veneer	Double Cut Veneer
 <p>84" h Wardrobe</p>	23 7/8	35 7/8	84	264	50	VST2436-84W	\$2,935		
	23 7/8	35 7/8	84	264	50	VSV2436-84W		\$4,356	\$4,792
	23 7/8	29 7/8	84	248	42	VST2430-84W	\$2,784		
	23 7/8	29 7/8	84	248	42	VSV2430-84W		\$3,941	\$4,335
	19 9/8	35 7/8	84	230	42	VST2036-84W	\$2,674		
	19 9/8	35 7/8	84	230	42	VSV2036-84W		\$4,137	\$4,551
	19 9/8	29 7/8	84	216	36	VST2030-84W	\$2,596		
	19 9/8	29 7/8	84	216	36	VSV2030-84W		\$3,746	\$4,117

· right side - chrome hanging bar with fixed shelf
 · left side - three adjustable shelves; top shelf and shelf second from bottom fixed
 · locking available, specify and add \$45 list

 <p>72" h Wardrobe</p>	23 7/8	35 7/8	72	226	43	VST2436-72W	\$2,551		
	23 7/8	35 7/8	72	226	43	VSV2436-72W		\$3,944	\$4,338
	23 7/8	29 7/8	72	212	36	VST2430-72W	\$2,341		
	23 7/8	29 7/8	72	212	36	VSV2430-72W		\$3,517	\$3,867
	19 9/8	35 7/8	72	197	36	VST2036-72W	\$2,293		
	19 9/8	35 7/8	72	197	36	VSV2036-72W		\$3,748	\$4,123
	19 9/8	29 7/8	72	185	31	VST2030-72W	\$2,223		
	19 9/8	29 7/8	72	185	31	VSV2030-72W		\$3,340	\$3,673

· right side - chrome hanging bar
 · left side - three adjustable shelves; shelf second from bottom fixed
 · locking available, specify and add \$45 list

Hanging Bar to Shelves Conversion Kit	D	W	H	CTN WT	CU FT	① Model	Laminate	Flat Cut Veneer	Double Cut Veneer
	3/4	18	2	18	2	VST1824SK	\$680		
	3/4	18	2	18	2	VSV1824SK		\$837	\$920
	3/4	15	2	15	2	VST1524SK	\$674		
	3/4	15	2	15	2	VSV1524SK		\$822	\$905
	3/4	16	2	16	2	VST1820SK	\$646		
	3/4	16	2	16	2	VSV1820SK		\$796	\$874
	3/4	14	2	14	2	VST1520SK	\$639		
	3/4	14	2	14	2	VSV1520SK		\$783	\$863

· four shelves
 · VST1824SK or VSV1824SK - for VST2436-84W or VSV2436-84W and VST2436-72W or VSV2436-72W
 · VST1524SK or VSV1524SK - for VST2430-84W or VSV2430-84W and VST2430-72W or VSV2430-72W
 · VST1820SK or VSV1820SK - for VST2036-84W or VSV2036-84W and VST2036-72W or VSV2036-72W
 · VST1520SK or VSV1520SK - for VST2030-84W or VSV2030-84W and VST2030-72W or VSV2030-72W

To Order, Specify:

① Model Number

Laminate - VST

Veneer - VSV

② Worksurface Material (see page VI3)

- a.) TFL
- b.) HPL

③ Laminate Color (see page VI3)

- a.) Worksurface Color
- b.) Chassis Color
- c.) Drawer Color

② Wood Species - Cherry (CH1), Maple (MA1)

- Walnut (WA1), Black Oak (BO1) or Double Cut (DC1) (see page VI1)

③ Finish Color (see page VI1)

④ Edge Profile (see page VI4)

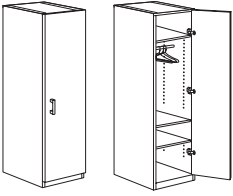
⑤ Pull Style and Color (see page VI4)

⑥ Optional Grommet Location & Color - Matte Black (MBK) or Arctic Silver (ASL) (see page VI6)

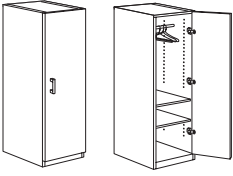
⑦ Other Product Options (see page VI110)

⑧ Accessories (see page VS314)

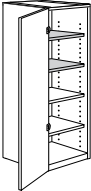
⑨ Power and Data Options (see page VS324)

Description	D	W	H	CTN WT	CU FT	① Model	Laminate	Flat Cut Veneer	Double Cut Veneer
 <p>right shown</p>	23 7/8	17 7/8	84	181	26	VST2418-84WR	\$1,962		
	23 7/8	17 7/8	84	181	26	VSV2418-84WR		\$3,495	\$3,844
	23 7/8	17 7/8	84	181	26	VST2418-84WL	\$1,962		
	23 7/8	17 7/8	84	181	26	VSV2418-84WL		\$3,495	\$3,844
	19 5/8	17 7/8	84	158	22	VST2018-84WR	\$1,868		
	19 5/8	17 7/8	84	158	22	VSV2018-84WR		\$3,320	\$3,655
	19 5/8	17 7/8	84	158	22	VST2018-84WL	\$1,868		
	19 5/8	17 7/8	84	158	22	VSV2018-84WL		\$3,320	\$3,655

- chrome hanging bar and fixed shelf at top
- one adjustable shelf and one fixed shelf 29" from cabinet floor
- locking available, specify and add \$39 list

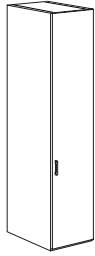
 <p>right shown</p>	23 7/8	17 7/8	72	155	23	VST2418-72WR	\$1,685		
	23 7/8	17 7/8	72	155	23	VSV2418-72WR		\$3,085	\$3,395
	23 7/8	17 7/8	72	155	23	VST2418-72WL	\$1,685		
	23 7/8	17 7/8	72	155	23	VSV2418-72WL		\$3,085	\$3,395
	19 5/8	17 7/8	72	135	19	VST2018-72WR	\$1,598		
	19 5/8	17 7/8	72	135	19	VSV2018-72WR		\$2,845	\$3,131
	19 5/8	17 7/8	72	135	19	VST2018-72WL	\$1,598		
	19 5/8	17 7/8	72	135	19	VSV2018-72WL		\$2,845	\$3,131

- chrome hanging bar at top
- one adjustable shelf and one fixed shelf 29" from cabinet floor
- locking available, specify and add \$39 list

	Hanging Bar to Shelves		3/4	16	2	VST1624SK	\$534		
	Conversion Kit		3/4	16	2	VSV1624SK		\$663	\$729
			3/4	14	2	VST1620SK	\$516		
			3/4	14	2	VSV1620SK		\$633	\$693

- two shelves
- VST1624SK or VSV1624SK- for VST2418-84WR/WL or VSV2418-84WR/WL and VST2418-72WR/WL or VSV2418-72WR/WL
- VST1620SK or VSV1620SK- for VST2018-84WR/WL or VSV2018-84WR/WL and VST2018-72WR/WL or VSV2018-72WR/WL

Description	D	W	H	CTN WT	CU FT	① Model	Laminate	Flat Cut Veneer	Double Cut Veneer
84" h Storage Cabinet	23 5/8	17 7/8	84	137	26	VST2418-84HR	\$1,980		
	23 5/8	17 7/8	84	137	26	VSV2418-84HR		\$3,520	\$3,873
	23 5/8	17 7/8	84	137	26	VST2418-84HL	\$1,980		
	23 5/8	17 7/8	84	137	26	VSV2418-84HL		\$3,520	\$3,873
	19 5/8	17 7/8	84	120	22	VST2018-84HR	\$1,880		
	19 5/8	17 7/8	84	120	22	VSV2018-84HR		\$3,344	\$3,678
	19 5/8	17 7/8	84	120	22	VST2018-84HL	\$1,880		
	19 5/8	17 7/8	84	120	22	VSV2018-84HL		\$3,344	\$3,678



right shown

- one fixed shelf 29 1/2" from cabinet floor
- four adjustable shelves
- locking available, specify and add \$39 list

72" h Storage Cabinet	23 5/8	17 7/8	72	165	23	VST2418-72HR	\$1,699		
	23 5/8	17 7/8	72	165	23	VSV2418-72HR		\$3,008	\$3,310
	23 5/8	17 7/8	72	165	23	VST2418-72HL	\$1,699		
	23 5/8	17 7/8	72	165	23	VSV2418-72HL		\$3,008	\$3,310
	19 5/8	17 7/8	72	144	19	VST2018-72HR	\$1,616		
	19 5/8	17 7/8	72	144	19	VSV2018-72HR		\$2,860	\$3,145
	19 5/8	17 7/8	72	144	19	VST2018-72HL	\$1,616		
	19 5/8	17 7/8	72	144	19	VSV2018-72HL		\$2,860	\$3,145



right shown

- one fixed shelf 29 1/2" from cabinet floor
- three adjustable shelves
- locking available, specify and add \$39 list

To Order, Specify:

① Model Number

Laminate - VST

Veneer - VSV

② Worksurface Material (see page VI3)

- a.) TFL
- b.) HPL

③ Laminate Color (see page VI3)

- a.) Worksurface Color
- b.) Chassis Color
- c.) Drawer Color

② Wood Species - Cherry (CH1), Maple (MA1)

Walnut (WA1), Black Oak (BO1) or
Double Cut (DC1) (see page VI1)

③ Finish Color (see page VI1)

④ Edge Profile (see page VI4)

⑤ Pull Style and Color (see page VI4)

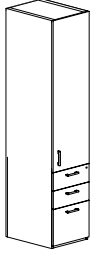
⑥ Optional Grommet Location & Color -
Matte Black (MBK) or Arctic Silver (ASL)
(see page VI6)

⑦ Other Product Options (see page VI110)

⑧ Accessories (see page VS314)

⑨ Power and Data Options (see page VS324)

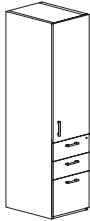
Description	D	W	H	CTN WT	CU FT	① Model	Laminate	Flat Cut Veneer	Double Cut Veneer
84" h Box/Box/File Storage Cabinet	23%	17%	84	205	26	VST2418-84BBFTR	\$2,565		
	23%	17%	84	205	26	VSV2418-84BBFTR		\$4,107	\$4,524
	23%	17%	84	205	26	VST2418-84BBFTL	\$2,565		
	23%	17%	84	205	26	VSV2418-84BBFTL		\$4,107	\$4,524
	19%	17%	84	179	22	VST2018-84BBFTR	\$2,433		
	19%	17%	84	179	22	VSV2018-84BBFTR		\$3,899	\$4,295
	19%	17%	84	179	22	VST2018-84BBFTL	\$2,433		
	19%	17%	84	179	22	VSV2018-84BBFTL		\$3,899	\$4,295



right shown

- three adjustable shelves
- locking available, specify and add \$115 list

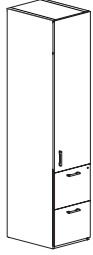
72" h Box/Box/File Storage Cabinet	23%	17%	72	177	23	VST2418-72BBFTR	\$2,369		
	23%	17%	72	177	23	VSV2418-72BBFTR		\$3,796	\$4,182
	23%	17%	72	177	23	VST2418-72BBFTL	\$2,369		
	23%	17%	72	177	23	VSV2418-72BBFTL		\$3,796	\$4,182
	19%	17%	72	154	19	VST2018-72BBFTR	\$2,248		
	19%	17%	72	154	19	VSV2018-72BBFTR		\$3,603	\$3,971
	19%	17%	72	154	19	VST2018-72BBFTL	\$2,248		
	19%	17%	72	154	19	VSV2018-72BBFTL		\$3,603	\$3,971



right shown

- two adjustable shelves
- locking available, specify and add \$115 list

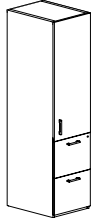
Description	D	W	H	CTN WT	CU FT	① Model	Laminate	Flat Cut Veneer	Double Cut Veneer
84" h File/File Storage Cabinet	23 5/8	17 7/8	84	205	26	VST2418-84FFTR	\$2,557		
	23 5/8	17 7/8	84	205	26	VSV2418-84FFTR		\$4,092	\$4,510
	23 5/8	17 7/8	84	205	26	VST2418-84FFTL	\$2,557		
	23 5/8	17 7/8	84	205	26	VSV2418-84FFTL		\$4,092	\$4,510
	19 5/8	17 7/8	84	179	22	VST2018-84FFTR	\$2,426		
	19 5/8	17 7/8	84	179	22	VSV2018-84FFTR		\$3,887	\$4,283
	19 5/8	17 7/8	84	179	22	VST2018-84FFTL	\$2,426		
	19 5/8	17 7/8	84	179	22	VSV2018-84FFTL		\$3,887	\$4,283



right shown

- three adjustable shelves
- locking available, specify and add \$115 list

72" h File/File Storage Cabinet	23 5/8	17 7/8	72	177	23	VST2418-72FFTR	\$2,360		
	23 5/8	17 7/8	72	177	23	VSV2418-72FFTR		\$3,783	\$4,170
	23 5/8	17 7/8	72	177	23	VST2418-72FFTL	\$2,360		
	23 5/8	17 7/8	72	177	23	VSV2418-72FFTL		\$3,783	\$4,170
	19 5/8	17 7/8	72	154	19	VST2018-72FFTR	\$2,242		
	19 5/8	17 7/8	72	154	19	VSV2018-72FFTR		\$3,592	\$3,958
	19 5/8	17 7/8	72	154	19	VST2018-72FFTL	\$2,242		
	19 5/8	17 7/8	72	154	19	VSV2018-72FFTL		\$3,592	\$3,958



right shown

- two adjustable shelves
- locking available, specify and add \$115 list

To Order, Specify:

① Model Number

Laminate - VST

Veneer - VSV

② Worksurface Material (see page VI3)

- a.) TFL
- b.) HPL

③ Laminate Color (see page VI3)

- a.) Worksurface Color
- b.) Chassis Color
- c.) Drawer Color

② Wood Species - Cherry (CH1), Maple (MA1)

- Walnut (WA1), Black Oak (BO1) or
- Double Cut (DC1) (see page VI1)

③ Finish Color (see page VI1)

④ Edge Profile (see page VI4)

⑤ Pull Style and Color (see page VI4)

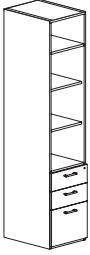
⑥ Optional Grommet Location & Color -
Matte Black (MBK) or Arctic Silver (ASL)
(see page VI6)

⑦ Other Product Options (see page VI110)

⑧ Accessories (see page VS314)

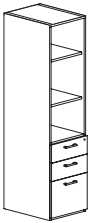
⑨ Power and Data Options (see page VS324)

Description	D	W	H	CTN WT	CU FT	① Model	Laminate	Flat Cut Veneer	Double Cut Veneer
84" h Open Top, Box/Box/File Storage Cabinet	23%	17%	84	197	26	VST2418-84BBFO	\$2,475		
	23%	17%	84	197	26	VSV2418-84BBFO		\$3,964	\$4,367
	19%	17%	84	172	22	VST2018-84BBFO	\$2,351		
	19%	17%	84	172	22	VSV2018-84BBFO		\$3,763	\$4,149



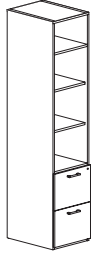
- two adjustable shelves, top shelf fixed
- box/box/file pedestal
- locking available, specify and add \$78 list

72" h Open Top, Box/Box/File Storage Cabinet	23%	17%	72	185	23	VST2418-72BBFO	\$2,281		
	23%	17%	72	185	23	VSV2418-72BBFO		\$3,652	\$4,028
	19%	17%	72	161	19	VST2018-72BBFO	\$2,162		
	19%	17%	72	161	19	VSV2018-72BBFO		\$3,468	\$3,822



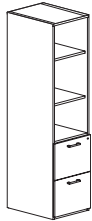
- two adjustable shelves
- box/box/file pedestal
- locking available, specify and add \$78 list

Description	D	W	H	CTN WT	CU FT	① Model	Laminate	Flat Cut Veneer	Double Cut Veneer
84" h Open Top, File/File Storage Cabinet	23%	17%	84	197	26	VST2418-84FFO	\$2,460		
	23%	17%	84	197	26	VSV2418-84FFO		\$3,952	\$4,354
	19%	17%	84	172	22	VST2018-84FFO	\$2,332		
	19%	17%	84	172	22	VSV2018-84FFO		\$3,753	\$4,134



- two adjustable shelves, top shelf fixed
- file/file pedestal
- locking available, specify and add \$78 list

72" h Open Top, File/File Storage Cabinet	23%	17%	72	185	23	VST2418-72FFO	\$2,263		
	23%	17%	72	185	23	VSV2418-72FFO		\$3,642	\$4,011
	19%	17%	72	161	19	VST2018-72FFO	\$2,147		
	19%	17%	72	161	19	VSV2018-72FFO		\$3,457	\$3,809



- two adjustable shelves
- file/file pedestal
- locking available, specify and add \$78 list

To Order, Specify:

① Model Number

Laminate - VST

Veneer - VSV

② Worksurface Material (see page VI3)

- a.) TFL
- b.) HPL

② Wood Species - Cherry (CH1), Maple (MA1)

Walnut (WA1), Black Oak (BO1) or Double Cut (DC1) (see page VI1)

③ Laminate Color (see page VI3)

- a.) Worksurface Color
- b.) Chassis Color
- c.) Drawer Color

③ Finish Color (see page VI1)

④ Edge Profile (see page VI4)

⑤ Pull Style and Color (see page VI4)

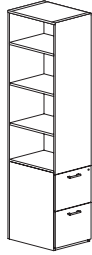
⑥ Optional Grommet Location & Color - Matte Black (MBK) or Arctic Silver (ASL) (see page VI6)

⑦ Other Product Options (see page VI110)

⑧ Accessories (see page VS314)

⑨ Power and Data Options (see page VS324)

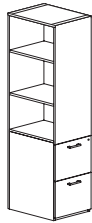
Description	D	W	H	CTN WT	CU FT	① Model	Laminate	Flat Cut Veneer	Double Cut Veneer
84" h File/File Storage Cabinet with Side Access	23%	17%	84	197	26	VST2418-84FFSSTR	\$2,476		
	23%	17%	84	197	26	VSV2418-84FFSSTR		\$4,131	\$4,552
	23%	17%	84	197	26	VST2418-84FFSSTL	\$2,476		
	23%	17%	84	197	26	VSV2418-84FFSSTL		\$4,131	\$4,552
	19%	17%	84	172	22	VST2018-84FFSSTR	\$2,352		
	19%	17%	84	172	22	VSV2018-84FFSSTR		\$3,923	\$4,322
	19%	17%	84	172	22	VST2018-84FFSSTL	\$2,352		
	19%	17%	84	172	22	VSV2018-84FFSSTL		\$3,923	\$4,322



right shown

- two adjustable shelves, top shelf fixed
- file/file pedestal
- locking available, specify and add \$78 list

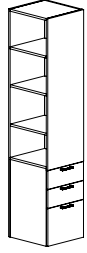
72" h File/File Storage Cabinet with Side Access	23%	17%	72	185	23	VST2418-72FFSSTR	\$2,281		
	23%	17%	72	185	23	VSV2418-72FFSSTR		\$3,812	\$4,200
	23%	17%	72	185	23	VST2418-72FFSSTL	\$2,281		
	23%	17%	72	185	23	VSV2418-72FFSSTL		\$3,812	\$4,200
	19%	17%	72	161	19	VST2018-72FFSSTR	\$2,162		
	19%	17%	72	161	19	VSV2018-72FFSSTR		\$3,617	\$3,989
	19%	17%	72	161	19	VST2018-72FFSSTL	\$2,162		
	19%	17%	72	161	19	VSV2018-72FFSSTL		\$3,617	\$3,989



right shown

- two adjustable shelves
- file/file pedestal
- locking available, specify and add \$78 list

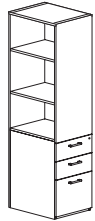
Description	D	W	H	CTN WT	CU FT	① Model	Laminate	Flat Cut Veneer	Double Cut Veneer
84" h Box/Box/File Storage Cabinet with Side Access	23%	17%	84	197	26	VST2418-84BBFSSTR	\$2,494		
	23%	17%	84	197	26	VSV2418-84BBFSSTR		\$4,144	\$4,564
	23%	17%	84	197	26	VST2418-84BBFSSTL	\$2,494		
	23%	17%	84	197	26	VSV2418-84BBFSSTL		\$4,144	\$4,564
	19%	17%	84	172	22	VST2018-84BBFSSTR	\$2,367		
	19%	17%	84	172	22	VSV2018-84BBFSSTR		\$3,935	\$4,335
	19%	17%	84	172	22	VST2018-84BBFSSTL	\$2,367		
	19%	17%	84	172	22	VSV2018-84BBFSSTL		\$3,935	\$4,335



right shown

- two adjustable shelves, top shelf fixed
- box/box/file pedestal
- locking available, specify and add \$78 list

72" h Box/Box/File Storage Cabinet with Side Access	23%	17%	72	185	23	VST2418-72BBFSSTR	\$2,295		
	23%	17%	72	185	23	VSV2418-72BBFSSTR		\$3,824	\$4,214
	23%	17%	72	185	23	VST2418-72BBFSSTL	\$2,295		
	23%	17%	72	185	23	VSV2418-72BBFSSTL		\$3,824	\$4,214
	19%	17%	72	161	19	VST2018-72BBFSSTR	\$2,182		
	19%	17%	72	161	19	VSV2018-72BBFSSTR		\$3,631	\$4,002
	19%	17%	72	161	19	VST2018-72BBFSSTL	\$2,182		
	19%	17%	72	161	19	VSV2018-72BBFSSTL		\$3,631	\$4,002



right shown

- two adjustable shelves
- box/box/file pedestal
- locking available, specify and add \$78 list

To Order, Specify:

① Model Number

Laminate - VST

Veneer - VSV

② Worksurface Material (see page VI3)

- a.) TFL
- b.) HPL

③ Laminate Color (see page VI3)

- a.) Worksurface Color
- b.) Chassis Color
- c.) Drawer Color

② Wood Species - Cherry (CH1), Maple (MA1)

- Walnut (WA1), Black Oak (BO1) or Double Cut (DC1) (see page VI1)

③ Finish Color (see page VI1)

④ Edge Profile (see page VI4)

⑤ Pull Style and Color (see page VI4)

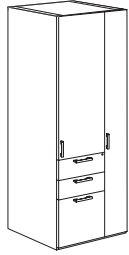
⑥ Optional Grommet Location & Color - Matte Black (MBK) or Arctic Silver (ASL) (see page VI6)

⑦ Other Product Options (see page VI110)

⑧ Accessories (see page VS314)

⑨ Power and Data Options (see page VS324)

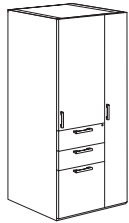
Description	D	W	H	CTN WT	CU FT	① Model	Laminate	Flat Cut Veneer	Double Cut Veneer
84" h Box/Box/File Storage Wardrobe	23 $\frac{5}{8}$	29 $\frac{7}{8}$	84	311	42	VST2430-84WR	\$3,268		
	23 $\frac{5}{8}$	29 $\frac{7}{8}$	84	311	42	VSV2430-84WR		\$5,222	\$5,750
	23 $\frac{5}{8}$	29 $\frac{7}{8}$	84	311	42	VST2430-84WL	\$3,268		
	23 $\frac{5}{8}$	29 $\frac{7}{8}$	84	311	42	VSV2430-84WL		\$5,222	\$5,750
	19 $\frac{5}{8}$	29 $\frac{7}{8}$	84	271	36	VST2030-84WR	\$3,102		
	19 $\frac{5}{8}$	29 $\frac{7}{8}$	84	271	36	VSV2030-84WR		\$4,958	\$5,460
	19 $\frac{5}{8}$	29 $\frac{7}{8}$	84	271	36	VST2030-84WL	\$3,102		
	19 $\frac{5}{8}$	29 $\frac{7}{8}$	84	271	36	VSV2030-84WL		\$4,958	\$5,460



right shown

- box/box/file pedestal
- chrome hanging bar
- three adjustable shelves
- locking available, specify and add \$153 list

72" h Box/Box/File Storage Wardrobe	23 $\frac{5}{8}$	29 $\frac{7}{8}$	72	271	36	VST2430-72WR	\$3,066		
	23 $\frac{5}{8}$	29 $\frac{7}{8}$	72	271	36	VSV2430-72WR		\$4,904	\$5,400
	23 $\frac{5}{8}$	29 $\frac{7}{8}$	72	271	36	VST2430-72WL	\$3,066		
	23 $\frac{5}{8}$	29 $\frac{7}{8}$	72	271	36	VSV2430-72WL		\$4,904	\$5,400
	19 $\frac{5}{8}$	29 $\frac{7}{8}$	72	236	31	VST2030-72WR	\$2,911		
	19 $\frac{5}{8}$	29 $\frac{7}{8}$	72	236	31	VSV2030-72WR		\$4,656	\$5,128
	19 $\frac{5}{8}$	29 $\frac{7}{8}$	72	236	31	VST2030-72WL	\$2,911		
	19 $\frac{5}{8}$	29 $\frac{7}{8}$	72	236	31	VSV2030-72WL		\$4,656	\$5,128



right shown

- box/box/file pedestal
- chrome hanging bar
- two adjustable shelves
- locking available, specify and add \$153 list

Description	D	W	H	CTN WT	CU FT	① Model	Laminate	Flat Cut Veneer	Double Cut Veneer
84" h Multi-File Storage Cabinet	23 7/8	29 7/8	84	344	42	VST2430-84MFR	\$3,063		
	23 7/8	29 7/8	84	344	42	VSV2430-84MFR		\$5,336	\$5,881
	23 7/8	29 7/8	84	344	42	VST2430-84MFL	\$3,063		
	23 7/8	29 7/8	84	344	42	VSV2430-84MFL		\$5,336	\$5,881
	19 5/8	29 7/8	84	300	36	VST2030-84MFR	\$2,910		
	19 5/8	29 7/8	84	300	36	VSV2030-84MFR		\$5,066	\$5,582
	19 5/8	29 7/8	84	300	36	VST2030-84MFL	\$2,910		
	19 5/8	29 7/8	84	300	36	VSV2030-84MFL		\$5,066	\$5,582



right shown

- three adjustable shelves
- locking available, specify and add \$156 list

72" h Multi-File Storage Cabinet	23 7/8	29 7/8	72	331	36	VST2430-72MFR	\$2,987		
	23 7/8	29 7/8	72	331	36	VSV2430-72MFR		\$5,091	\$5,611
	23 7/8	29 7/8	72	331	36	VST2430-72MFL	\$2,987		
	23 7/8	29 7/8	72	331	36	VSV2430-72MFL		\$5,091	\$5,611
	19 5/8	29 7/8	72	288	31	VST2030-72MFR	\$2,832		
	19 5/8	29 7/8	72	288	31	VSV2030-72MFR		\$4,830	\$5,323
	19 5/8	29 7/8	72	288	31	VST2030-72MFL	\$2,832		
	19 5/8	29 7/8	72	288	31	VSV2030-72MFL		\$4,830	\$5,323



right shown

- two adjustable shelves
- locking available, specify and add \$156 list

To Order, Specify:

① Model Number

Laminate - VST

Veneer - VSV

② Worksurface Material (see page VI3)

- a.) TFL
- b.) HPL

③ Laminate Color (see page VI3)

- a.) Worksurface Color
- b.) Chassis Color
- c.) Drawer Color

② Wood Species - Cherry (CH1), Maple (MA1)

- Walnut (WA1), Black Oak (BO1) or Double Cut (DC1) (see page VI1)

③ Finish Color (see page VI1)

④ Edge Profile (see page VI4)

⑤ Pull Style and Color (see page VI4)

⑥ Optional Grommet Location & Color - Matte Black (MBK) or Arctic Silver (ASL) (see page VI6)

⑦ Other Product Options (see page VI110)

⑧ Accessories (see page VS314)

⑨ Power and Data Options (see page VS324)

Description	D	W	H	CTN WT	CU FT	① Model	Laminate	Flat Cut Veneer	Double Cut Veneer
84" h Box/Box/Lateral File Storage Cabinet	23 7/8	35 7/8	84	335	50	VST2436-84BBFT	\$3,259		
	23 7/8	35 7/8	84	335	50	VSV2436-84BBFT		\$5,311	\$5,852
	23 7/8	29 7/8	84	322	42	VST2430-84BBFT	\$3,036		
	23 7/8	29 7/8	84	322	42	VSV2430-84BBFT		\$4,952	\$5,456
	19 7/8	35 7/8	84	292	42	VST2036-84BBFT	\$3,093		
	19 7/8	35 7/8	84	292	42	VSV2036-84BBFT		\$5,044	\$5,555
	19 7/8	29 7/8	84	281	36	VST2030-84BBFT	\$2,880		
	19 7/8	29 7/8	84	281	36	VSV2030-84BBFT		\$4,701	\$5,180



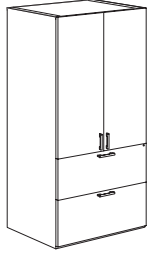
- three adjustable shelves
- locking available, specify and add \$156 list

72" h Box/Box/Lateral File Storage Cabinet	23 7/8	35 7/8	72	285	43	VST2436-72BBFT	\$3,127		
	23 7/8	35 7/8	72	285	43	VSV2436-72BBFT		\$5,062	\$5,579
	23 7/8	29 7/8	72	271	36	VST2430-72BBFT	\$2,962		
	23 7/8	29 7/8	72	271	36	VSV2430-72BBFT		\$4,834	\$5,326
	19 7/8	35 7/8	72	248	36	VST2036-72BBFT	\$2,964		
	19 7/8	35 7/8	72	248	36	VSV2036-72BBFT		\$4,805	\$5,295
	19 7/8	29 7/8	72	236	31	VST2030-72BBFT	\$2,813		
	19 7/8	29 7/8	72	236	31	VSV2030-72BBFT		\$4,588	\$5,056



- two adjustable shelves
- locking available, specify and add \$156 list

Description	D	W	H	CTN WT	CU FT	① Model	Laminate	Flat Cut Veneer	Double Cut Veneer
84" h File/File Lateral Storage Cabinet	23 7/8	35 7/8	84	330	50	VST2436-84FFT	\$3,274		
	23 7/8	35 7/8	84	330	50	VSV2436-84FFT		\$5,331	\$5,873
	23 7/8	29 7/8	84	318	42	VST2430-84FFT	\$3,050		
	23 7/8	29 7/8	84	318	42	VSV2430-84FFT		\$4,969	\$5,474
	19 5/8	35 7/8	84	288	42	VST2036-84FFT	\$3,106		
	19 5/8	35 7/8	84	288	42	VSV2036-84FFT		\$5,060	\$5,577
	19 5/8	29 7/8	84	277	36	VST2030-84FFT	\$2,892		
	19 5/8	29 7/8	84	277	36	VSV2030-84FFT		\$4,717	\$5,199



- three adjustable shelves
- locking available, specify and add \$156 list

72" h File/File Lateral Storage Cabinet	23 7/8	35 7/8	72	281	43	VST2436-72FFT	\$3,143		
	23 7/8	35 7/8	72	281	43	VSV2436-72FFT		\$5,084	\$5,602
	23 7/8	29 7/8	72	266	36	VST2430-72FFT	\$2,981		
	23 7/8	29 7/8	72	266	36	VSV2430-72FFT		\$4,853	\$5,348
	19 5/8	35 7/8	72	245	36	VST2036-72FFT	\$2,983		
	19 5/8	35 7/8	72	245	36	VSV2036-72FFT		\$4,824	\$5,316
	19 5/8	29 7/8	72	232	31	VST2030-72FFT	\$2,826		
	19 5/8	29 7/8	72	232	31	VSV2030-72FFT		\$4,608	\$5,079



- two adjustable shelves
- locking available, specify and add \$156 list

To Order, Specify:

① Model Number

Laminate - VST

Veneer - VSV

② Worksurface Material (see page VI3)

- a.) TFL
- b.) HPL

③ Laminate Color (see page VI3)

- a.) Worksurface Color
- b.) Chassis Color
- c.) Drawer Color

② Wood Species - Cherry (CH1), Maple (MA1)

Walnut (WA1), Black Oak (BO1) or
Double Cut (DC1) (see page VI1)

③ Finish Color (see page VI1)

④ Edge Profile (see page VI4)

⑤ Pull Style and Color (see page VI4)

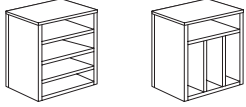
⑥ Optional Grommet Location & Color -
Matte Black (MBK) or Arctic Silver (ASL)
(see page VI6)

⑦ Other Product Options (see page VI110)

⑧ Accessories (see page VS314)

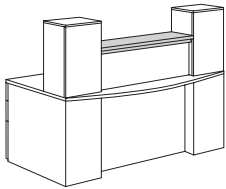
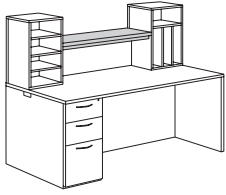
⑨ Power and Data Options (see page VS324)

Description	D	W	H	CTN WT	CU FT	① Model	Laminate	Flat Cut Veneer	Double Cut Veneer
Storage Tower Insert	10 3/4	16	24 3/4	18	6	VST2016ST	\$802		
Transaction Support Cabinet	10 3/4	16	24 3/4	18	6	VSV2016ST		\$925	\$1,016



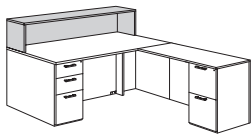
- support for transaction surfaces
- paper management slots can be configured horizontally or with three vertical slots
- can be used under storage overhead cabinet without cubbies

Description	D	W	H	CTN WT	CU FT	① Model	TFL Laminate	HPL Laminate	Flat Cut Veneer	Double Cut Veneer
Transaction Surface Top	10 7/8	39 3/4	3	21	5	VST1440TS	\$300	\$316		
	10 7/8	39 3/4	3	21	5	VSV1440TS			\$372	\$409
	10 7/8	33 3/4	3	17	5	VST1434TS	\$280	\$293		
	10 7/8	33 3/4	3	17	5	VSV1434TS			\$348	\$383
	10 7/8	27 3/4	3	13	5	VST1428TS	\$272	\$286		
	10 7/8	27 3/4	3	13	5	VSV1428TS			\$336	\$370



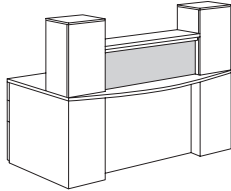
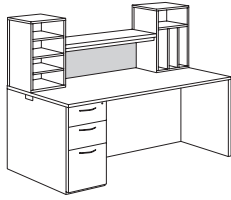
- top edge profile on user and approach sides
- long grain direction
- must be supported by two VST2016ST or VSV2016ST; see above
- VST1440TS or VSV1440TS sets on top of 72" desk or credenza top
- VST1434TS or VSV1434TS sets on top of 66" desk or credenza top
- VST1428TS or VSV1428TS sets on top of 60" desk or credenza top
- transaction trim panel available, see page VS299

Transaction Counter	13	72	17 3/16	87	9	VST1372TC	\$930	\$977		
	13	72	17 3/16	87	9	VSV1372TC			\$1,329	\$1,462
	13	66	17 3/16	79	8	VST1366TC	\$887	\$932		
	13	66	17 3/16	79	8	VSV1366TC			\$1,269	\$1,397



- VST1372TC or VSV1372TC coordinates with 72" worksurface
- VST1366TC or VSV1366TC coordinates with 66" worksurface
- back panel grain is horizontal

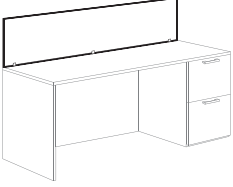
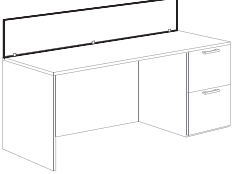
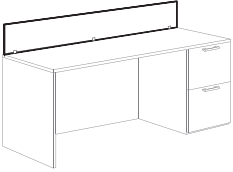
Description	D	W	H	CTN WT	CU FT	① Model	List Price
Transaction Trim Panel	¼	39 ½	12	5	2	VSB1240FTS	\$614
	¼	33 ½	12	5	2	VSB1234FTS	\$590
	¼	27 ½	12	4	2	VSB1228FTS	\$526






- frosted acrylic panel
- coordinates with two VST2016ST or VSV2016ST and transaction surface

To Order, Specify:

① Model Number	Laminate - VST	Veneer - VSV	
	<p>② Worksurface Material (see page VI3)</p> <p>a.) TFL</p> <p>b.) HPL</p> <p>③ Laminate Color (see page VI3)</p> <p>a.) Worksurface Color</p> <p>b.) Chassis Color</p> <p>c.) Drawer Color</p>	<p>② Wood Species - Cherry (CH1), Maple (MA1)</p> <p>Walnut (WA1), Black Oak (BO1) or</p> <p>Double Cut (DC1) (see page VI1)</p> <p>③ Finish Color (see page VI1)</p>	<p>④ Edge Profile (see page VI4)</p> <p>⑤ Pull Style and Color (see page VI4)</p> <p>⑥ Optional Grommet Location & Color -</p> <p>Matte Black (MBK) or Arctic Silver (ASL)</p> <p>(see page VI6)</p> <p>⑦ Other Product Options (see page VI110)</p> <p>⑧ Accessories (see page VS314)</p> <p>⑨ Power and Data Options (see page VS324)</p>

Description	D	W	H	CTN WT	CU FT	① Model	List Price
	¼	71 ¼	15	7	3	VSB1572ASR	\$912
	¼	65 ¼	15	7	2	VSB1566ASR	\$847
	¼	59 ¼	15	6	2	VSB1560ASR	\$781
	¼	53 ¼	15	6	2	VSB1554ASR	\$718
	¼	47 ¼	15	6	2	VSB1548ASR	\$652
	¼	41 ¼	15	5	2	VSB1542ASR	\$591
	¼	35 ¼	15	5	1	VSB1536ASR	\$515
	¼	29 ¼	15	4	1	VSB1530ASR	\$453
	¼	23 ¼	15	4	1	VSB1524ASR	\$389
	¼	71 ¼	12	7	2	VSB1272ASR	\$753
	¼	65 ¼	12	7	2	VSB1266ASR	\$700
	¼	59 ¼	12	6	2	VSB1260ASR	\$646
	¼	53 ¼	12	6	2	VSB1254ASR	\$598
	¼	47 ¼	12	6	2	VSB1248ASR	\$545
	¼	41 ¼	12	5	2	VSB1242ASR	\$495
	¼	35 ¼	12	5	1	VSB1236ASR	\$431
	¼	29 ¼	12	4	1	VSB1230ASR	\$381
	¼	23 ¼	12	4	1	VSB1224ASR	\$329
	¼	71 ¼	9	6	2	VSB0972ASR	\$676
	¼	65 ¼	9	6	2	VSB0966ASR	\$629
	¼	59 ¼	9	5	2	VSB0960ASR	\$580
	¼	53 ¼	9	5	2	VSB0954ASR	\$538
	¼	47 ¼	9	5	1	VSB0948ASR	\$492
	¼	41 ¼	9	5	1	VSB0942ASR	\$448
	¼	35 ¼	9	4	1	VSB0936ASR	\$390
	¼	29 ¼	9	4	1	VSB0930ASR	\$346
	¼	23 ¼	9	4	1	VSB0924ASR	\$302

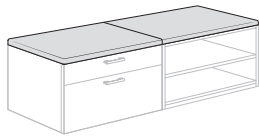
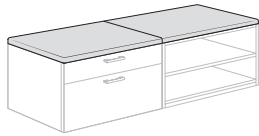
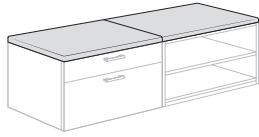
- frosted acrylic
- mounts to top of worksurface
- mounting hardware included
- field installed

Description	D	W	H	CTN WT	CU FT	① Model	List Price Per Grade
24"d Bench Height Seat Cushions	24	36	1½	14	3	VSB2436CUSH	COM \$250
	<ul style="list-style-type: none"> • 1 ½" thick • com ydg: 1 ¼ 						A \$263 B \$288 C \$332 D \$390 E \$446 F \$535 G \$629 H \$730 I \$888 J \$1,076 L1 \$698 L2 \$825
							
24"d Bench Height Seat Cushions	24	30	1½	12	2	VSB2430CUSH	COM \$238
	<ul style="list-style-type: none"> • 1 ½" thick • com ydg: 1 ¼ 						A \$250 B \$276 C \$320 D \$377 E \$433 F \$522 G \$616 H \$718 I \$875 J \$1,063 L1 \$685 L2 \$811
							
24"d Bench Height Seat Cushions	24	18	1½	7	2	VSB2418CUSH	COM \$191
	<ul style="list-style-type: none"> • 1 ½" thick • com ydg: ¾ 						A \$199 B \$214 C \$240 D \$275 E \$308 F \$362 G \$418 H \$479 I \$574 J \$686 L1 \$459 L2 \$536
							

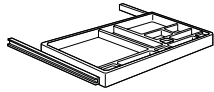
To Order, Specify:

- ① Model Number
- ② Fabric Selection: vendor, pattern, color

Description	D	W	H	CTN WT	CU FT	① Model	List Price Per Grade
18"d Bench Height Seat Cushions	18	36	1½	13	2	VSB1836CUSH	COM \$240 A \$253 B \$278 C \$322 D \$379 E \$435 F \$523 G \$619 H \$719 I \$876 J \$1,065 L1 \$687 L2 \$814
18"d Bench Height Seat Cushions	18	30	1½	11	2	VSB1830CUSH	COM \$234 A \$246 B \$271 C \$316 D \$371 E \$429 F \$516 G \$612 H \$711 I \$869 J \$1,059 L1 \$681 L2 \$807
18"d Bench Height Seat Cushions	18	18	1½	6	1	VSB1818CUSH	COM \$190 A \$197 B \$212 C \$238 D \$272 E \$307 F \$360 G \$416 H \$477 I \$572 J \$685 L1 \$457 L2 \$534

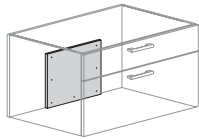


Description	D	W	H	CTN WT	CU FT	① Model	List Price
Center Drawer	16	22	1 1/2	8	3	1622CD	\$308



- non-locking

Counterweights for Bench Height Units	3/4	12	11 1/4	21	1	VSB20LB	\$245
	3/4	12	6	11	1	VSB10LB	\$125



- counterweight for modular bench height cabinets
- attaches to inside back panel of cabinet
- field installed
- hardware included

To Order, Specify:

① Model Number

Description	D	W	H	CTN WT	CU FT	① Model	List Price
31" w LED Starter Task Light	2	31	1/2	4	1	TL31LED-S	\$799



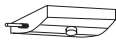


- use with overhead cabinets 42" w and larger
- slim energy-efficient stand alone or starter LED lamp
- soft touch switching with instant on to fade way off
- infinite dimming with last state memory (dimming range 100% to 15%)
- automatic time off after 10 hours
- includes power supply
- ETL listed
- GSA compliant
- length of cord is 9 feet
- factory installation optional (no additional charge); please specify unit where light is to be installed

31" w LED Linking Adder Task Light	2	31	1/2	4	1	TL31LED-A	\$704
------------------------------------	---	----	-----	---	---	-----------	-------

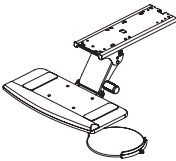
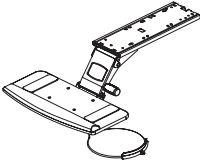
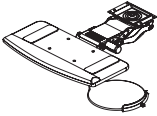
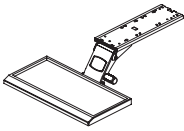



- use with overhead cabinets 42" w and larger
- slim energy-efficient LED lamp for linking to a starter task light
- string may contain 1 starter with up to five adders
- soft touch switching with instant on to fade way off
- infinite dimming with last state memory (dimming range 100% to 15%)
- automatic time off after 10 hours
- ETL listed
- GSA compliant
- length of cord is 9 feet
- factory installation optional (no additional charge); please specify unit where light is to be installed

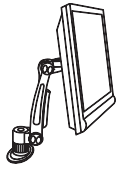
Description	D	W	H	CTN WT	CU FT	① Model	List Price
17" w LED Starter Task Light  <ul style="list-style-type: none"> · use with overhead cabinets 30" w and larger · slim energy-efficient stand alone or starter LED lamp · soft touch switching with instant on to fade way off · infinite dimming with last state memory (dimming range 100% to 15%) · automatic time off after 10 hours · includes power supply · ETL listed · GSA compliant · length of cord is 9 feet · factory installation optional (no additional charge); please specify unit where light is to be installed 	2	17	½	2	1	TL17LED-S	\$650
17" w LED Linking Adder Task Light  <ul style="list-style-type: none"> · use with overhead cabinets 30" w and larger · slim energy-efficient LED lamp for linking to a starter task light · string may contain 1 starter with up to five adders · soft touch switching with instant on to fade way off · infinite dimming with last state memory (dimming range 100% to 15%) · automatic time off after 10 hours · ETL listed · GSA compliant · length of cord is 9 feet · factory installation optional (no additional charge); please specify unit where light is to be installed 	2	17	½	2	1	TL17LED-A	\$445
Motion Sensor for Task Lights  <ul style="list-style-type: none"> · occupancy sensor for LED task lights · integrates with TL311LED or TL17LED · shuts off after 30 minutes of inactivity · connects to end of light fixture (adds 3" to length of fixture) · one sensor controls starter and connected adders 	2	3	1	1	1	TL03-OCPS	\$437

To Order, Specify:

① Model Number

Description	D	W	H	CTN WT	CU FT	① Model	List Price
Articulating Keyboard Tray  <ul style="list-style-type: none"> · articulating keyboard tray - black color · mouse tray included · 16" glide track · easy one-handed adjustment; vertical range of motion of 5.1" below glide track · tray tilt range +10 degree to -20 degree · unit swivels side-to-side · tray size is 19.4" wide x 9.4" deep · tray includes palm rest · tray is made with recyclable high density polyethylene 	13	24	7	14	2	AK2	\$605
Articulating Keyboard Tray  <ul style="list-style-type: none"> · articulating keyboard tray - black color · mouse tray included · 17" glide track · easy one-handed adjustment; vertical range of motion of 8.9"; (6.5" below the glide track and an additional 2.38" above) · tray tilt range +10 degree to -20 degree · unit swivels side-to-side · tray size is 19.4" wide x 9.4" deep · tray includes palm rest · tray is made with recyclable high density polyethylene 	13	24	7	12	2	AK3	\$669
Articulating Keyboard Tray  <ul style="list-style-type: none"> · trackless articulating keyboard tray - black color · mouse tray included · use when depth under work surface for mounting is limited; minimum of 9.38" depth recommended · easy one-handed adjustment; vertical range of motion of 5.73 · tray tilt range +10 degree to -15 degree · unit swivels side-to-side · tray size is 19.4" wide x 9.4" deep · tray includes palm rest · tray is made with recyclable high density polyethylene 	11	23	3	11	2	AK5	\$625
Articulating Keyboard Tray  <ul style="list-style-type: none"> · trackless articulating keyboard tray - black color · mouse tray included · use when depth under work surface for mounting is limited; minimum of 9.38" depth recommended · easy one-handed adjustment; vertical range of motion of 5.73 · tray tilt range +10 degree to -15 degree · unit swivels side-to-side · tray size is 19.4" wide x 9.4" deep · tray includes palm rest · tray is made with recyclable high density polyethylene 	14	23	7	15	2	AK4	\$717
Keyboard Tray Mouse Pad  <ul style="list-style-type: none"> · adjusts for user comfort · 8" x 8" · for left or right hand operation · compatible with AK4 Keyboard Drawer only 	8	8	¼	2		MT4	\$209

Description	D	W	H	CTN WT	CU FT	① Model	List Price
Monitor Support Arm	12	6	17	9		AMA3B	\$630



- 360 degree swivel
- adjusts height, tilt and distance of monitor screen to user
- integrated cable management
- grommet and edge clamp mount included
- black finish
- monitor not included
- will fit monitors made to the VESA standard of 75 mm or 100 mm hole spacing in a square configuration

To Order, Specify:


① Model Number

Description	D	W	H	CTN WT	CU FT	① Model	List Price
Vertical Wire Manager	1 1/2	1 1/2	45	4	1	45VWM	\$127



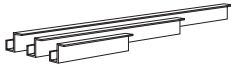
- flexible, vertebrae-style construction
- field installed to bottom of worksurface with screws provided
- length can be adjusted by removing individual discs as required
- wire manager is 1 1/2" diameter
- weighted base is 4" diameter
- black plastic

Wire Management Channel	2 1/2	36	1	4	4	36WC	\$77
	2 1/2	24	1	3	3	24WC	\$69
	2 1/2	12	1	2	2	12WC	\$60




- black plastic
- field installed with adhesive tape provided

Wire Management Trough	2 1/2	36	2 1/2	3	3	36WCT	\$148
	2 1/2	24	2 1/2	3	3	24WCT	\$134
	2 1/2	12	2 1/2	2	2	12WCT	\$116



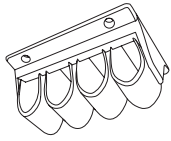
- black plastic
- field installed with screws provided

Wire Manager J-Channel	1 1/8	36	2 3/8	1	1	36WJC	\$63
	1 1/8	24	2 3/8	1	1	24WJC	\$45
	1 1/8	12	2 3/8	1	1	12WJC	\$24



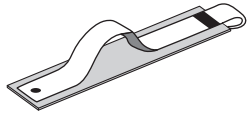
- black plastic
- field installed with adhesive tape provided
- mounts to edge of surface top

Description	D	W	H	CTN WT	CU FT	① Model	List Price
Cable Management Clip	2 5/8	3 3/4	1 5/8	1	1	0304CMC	\$52



- four retention loops
- field installed with screws provided
- mounts under surface
- black

Wire Management Velcro Straps (Set of 4)	1 3/4	3 1/2	0 1/4	1	1	04WVS	\$54
---	-------	-------	-------	---	---	-------	------



- field installed with adhesive tape provided
- mounts under surface or on vertical panels
- black

To Order, Specify:

① Model Number

Description	D	W	H	CTN WT	CU FT	① Model	List Price
Mini Power and Data Tilt Up	4 ¼	5 ½		6	1	EC10	\$480



- fluid one touch tilt up access
- one power receptacle - 120 volt; 15 amp and one voice/data port
- data adapter kit provided to accept jacks from most port manufacturers (see page VS326)
- accepts one Type 3 Telecom Jack (see page VS325)
- 72" power cord with molded plug
- drop in field installation required
- UL listed component
- Black (B) or Silver (S) finish

Mini Power Tilt Up	4 ¼	5 ½		6	1	EC11	\$500
--------------------	-----	-----	--	---	---	------	-------

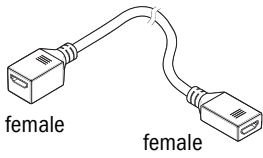
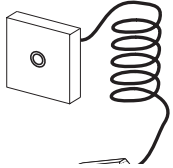
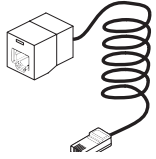

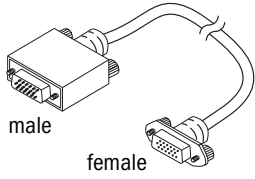
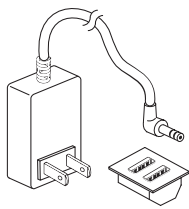
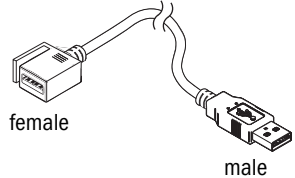


- fluid one touch tilt up access
- two power receptacles - 120 volt; 15 amp
- 72" power cord with molded plug
- drop in field installation required
- UL listed component
- Black (B) or Silver (S) finish

Mini Power and USB Tilt Up	4 ¼	5 ½		6	1	EC12	\$622
----------------------------	-----	-----	--	---	---	------	-------



- fluid one touch tilt up access
- one power receptacle - 120 volt; 15 amp dual powered USB
- 72" power cord with molded plug
- drop in field installation required
- UL listed component
- Black (B) or Silver (S) finish

Description	D	W	H	CTN WT	CU FT	① Model	List Price
HDMI Connector  <ul style="list-style-type: none"> · HDMI coupler · 18" cord · female to female connection · for use in E10, EC11 and EC12 · uses data adapter kit CCC adapter plate 						TCP301	\$117
Mini Stereo Jack  <ul style="list-style-type: none"> · 3.5 mm Mini Stereo Jack · 10 foot cord · female to male connection · for use in E10, EC11 and EC12 · installs directly into unit without need of data adapter kit 						TCP302	\$33
Network Jack  <ul style="list-style-type: none"> · Cat5e RJ-45 Panduit Jack · Pre-terminated · 9 foot cord · 8-Pin · for use in EC10, EC11 and EC12 · uses data adapter kit FFF adapter plate 						TCP303	\$105
Voice Coupler  <ul style="list-style-type: none"> · AMP Category 3, RJ-11 · 6-Pin · connects to standard phone cord · for use in EC10, EC11 and EC12 · uses data adapter kit CCC adapter plate 						TCP304	\$105
Data Jack - VGA 15 Pin  <ul style="list-style-type: none"> · 120" M/F cable - female-to-male connection · 15 pin connections · provides electronic device to remove display connection · uses data adapter kit HHH adapter plate 						TCP305	\$144
Dual Powered Charging USB  <ul style="list-style-type: none"> · two USB-A connections for USB-powered devices and charging mobile electronics · 200MA (2 AMP) charging power per USB port · black or white option · for use in EC10 · installs directly into unit without need of data adapter kit 						TCP306	\$192
3.0 USB Connector  <ul style="list-style-type: none"> · 3.0 USB coupler · 10 foot cord · male to female connection · for use in EC9, EC10, EC13 and EC15 · data transfer port - no USB charging capability · data transfer speed up to 5gbs/sec · uses data adapter kit CCC adapter plate 						TCP307	\$105

To Order, Specify:

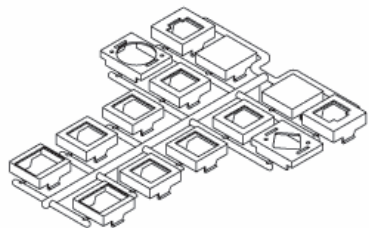
① Model Number

ACCESSORIES

Data Adapter Applications

Data adapter kits ship with each power and data unit.




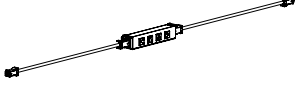
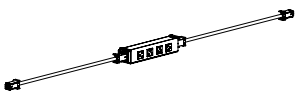

Adapter plates are marked on the back with letter designators to indicate the data jack manufacturer, series and style. Websites are listed below for quick reference to verify data jack series or style.



Included with EC10

NOTE: Verify fit of data jack in adapter before ordering large quantities as manufacturer designs may change without notice.

Adapter	Manufacturer	Website
AA	Uniprise/Systimax/Avaya	www.uniprisesolutions.com
BB	Tyco SL and 100 Connect Series Modular Jacks	www.ampconnect.com
BB	Siemon Keystone Style	www.siemon.com
BB	Allen Tel Versa Tap Series	www.allentel.com
BB	Leviton Quick Port® Series	www.leviton.com
BB	Nordx Keystone Style	www.nordx.com
CC	Tyco SL Coupler Series	www.ampconnect.com
CC	Krone 6000 Series	www.adc.com
CC	Hubbell Xcelerator™ Keystone Series	www.hubbell.com
DD	Blank (no coupler/jack)	
EE	Ortronics TracJack Series	www.ortronics.com
FF	Panduit Mini-Com Series	www.panduit.com
GG	Microphone jack/3-pin XLR, solder type only	
HH	Video Monitor jack/DB-15, panel mount solder style	

Description	D	W	H	CTN WT	CU FT	① Model	List Price
72" Power Link Kits - Circuit 1  <ul style="list-style-type: none"> · use with 72" tables · 72" plug power infeed · 20 amps/110 volts max · 3 prong plug - 15 amp adapter plug · Circuit 1 	ECAH-72UP-1	\$922
72" Power Link Kits - Circuit 2  <ul style="list-style-type: none"> · use with 72" tables · 72" plug power infeed · 20 amps/110 volts max · 3 prong plug - 15 amp adapter plug · Circuit 2 	ECAH-72UP-2	\$922
66" Power Link Kits - Circuit 1  <ul style="list-style-type: none"> · use with 66" tables · 72" plug power infeed · 20 amps/110 volts max · 3 prong plug - 15 amp adapter plug · Circuit 1 	ECAH-66UP-1	\$905
66" Power Link Kits - Circuit 2  <ul style="list-style-type: none"> · use with 66" tables · 72" plug power infeed · 20 amps/110 volts max · 3 prong plug - 15 amp adapter plug · Circuit 2 	ECAH-66UP-2	\$905
60" Power Link Kits - Circuit 1  <ul style="list-style-type: none"> · use with 60" tables · 72" plug power infeed · 20 amps/110 volts max · 3 prong plug - 15 amp adapter plug · Circuit 1 	ECAH-60UP-1	\$888
60" Power Link Kits - Circuit 2  <ul style="list-style-type: none"> · use with 60" tables · 72" plug power infeed · 20 amps/110 volts max · 3 prong plug - 15 amp adapter plug · Circuit 2 	ECAH-60UP-2	\$888

To Order, Specify:

① Model Number

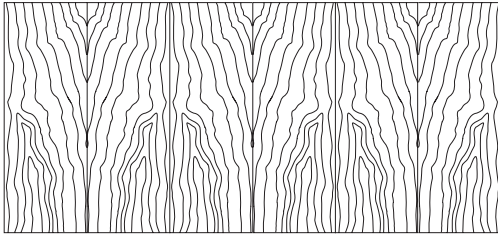
Vision Conference Product Information



Vision Conference Product Information

Exterior Wood Materials

Exterior surfaces are made from the finest selected veneers to achieve clarity and consistency in the Vision Veneer product line. To attain a pleasing, symmetrical pattern, all cherry, maple, walnut veneers in Vision Veneer are book-matched. All exterior solid lumber is matched to coordinate with the veneer.

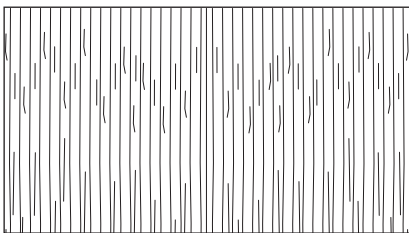


Book-Matched Example

Alternating pieces of veneer are flipped over so they face each other like the pages within a book

Vision Veneer is available in flat cut cherry, maple, walnut and black oak veneer. A wide range of wood stains have been formulated to enhance the beauty of the veneer.

Double Cut veneer is another choice on Vision Veneer product. This veneer is a processed product that has at least two cuttings to create the final veneers. These cuts of veneer strands are dyed and layered into a block to create variation of patterns from a very tight grain pattern to an exotic figure grain pattern. The diagram below show the tight pattern used on Vision Veneer. Use the appropriate pricing column when specifying Double Cut veneer.



Solid painted finishes on MDF are also offered to provide an accent to the Vision Veneer product.

Vision Veneer species available on the **NOW!** quickship program include Cherry, Walnut and the following Double Cut veneers: Graphite (GRH), Khaki (KHK) and Studio Teak (STU).

Work Surface Construction

Tops are 5-ply balanced construction, 1 3/8" thick with solid matching hardwood edges. Surfaces are available in wood veneer or high pressure laminate. No additional charge for using our coordinating high pressure laminate with a veneer grain pattern with finish wood edges.

Finish - Stain/Colors

We offer a variety of wood stains and paint colors on Vision Veneer. Please see the chart below. Samples are available upon request.

CH1 Cherry <i>Flat Cut Veneer</i>			
BRL	Barley	EAR	Earthy
BBM	Bourbon Medium	HRV	Harvest
BRM	Brighton Medium	LGC	Legacy
CLA	Classic	PRL	Praline
CLL	Collectors	SAF	Saffron

MA1 Maple <i>Flat Cut Veneer</i>			
ALM	Ale Medium	FLX	Flax
BUT	Butterscotch	VEN	Venetian
CIN	Cinnamon		

WA1 Walnut <i>Flat Cut Veneer</i>			
AUB	Auburn	SIE	Sienna
ESP	Espresso	TOF	Toffee
MCH	Mocha	TRF	Truffle
NTO	Night Owl	UMB	Umber

BO1 Black Oak <i>Flat Cut Veneer</i>			
RAV	Raven		

DC1 Double Cut Veneer <i>Eased Edge Only</i>			
BAR	Barrel - Oak Pattern	GRH	Graphite
BUF	Buff - Oak Pattern	KHK	Khaki
CIN	Cinder - Oak Pattern	MIN	Mineral - Oak Pattern
COF	Coffee	RYE	Rye - Oak Pattern
CRM	Cremello	SAB	Sable - Oak Pattern
EGR	Egret	SAD	Saddle - Oak Pattern
FAW	Fawn	STU	Studio Teak
FOS	Fossil	VAL	Valley

Protective Top Coat

DuraTex™ offers exceptional hardness along with abrasion and impact resistance, it has been formulated to eliminate hazardous and harmful gases that are normally associated with wood finish.

DuraTex™ Features

Safety - Significantly reduces hazardous formaldehyde emissions which help improve the quality of the of the indoor air we breathe.

Quality - Developed to be tough and durable with special attention to appearance. The DuraTex™ finish preserves the natural beauty of wood.

Durability - Designed to meet a wide range of demanding performance and environmental standards to withstand even the highest wear and tear.

Laminate Tops on Veneer

Work surface only, no additional upcharge if Vision Veneer's coordinating wood grain laminate is specified. Contact Customer Service for any other laminate request. Listed below are finishes that have coordinating wood grain HPL laminates.

Cherry Finishes	Walnut Finishes
Collectors	Mocha
Harvest	Night Owl
Praline	Sienna
	Truffle

Vision Conference Product Information

Laminates

Vision Laminate features TFL (thermally fused laminate) chassis and components. Worksurfaces are available in a HPL (high pressure laminate) or in the TFL surface, when indicated by the pricing column.

Edges of the worksurface are impact resistant (PVC) on TFL and HPL tops. The laminate is offered in 16 wood grain patterns and 5 solid colors. The wood grain laminate features an embossed grain to hide finger prints and light scratches. The solid laminate is smooth to the touch with a semi-matte finish. All Vision Laminate products are indoor-air certified by GreenGuard.


The chart below lists the laminates available on the Vision product.

TFL - HPL Wood Grain Pattern Laminates

AGA Aged Ash	HGL High Line
ALL Ale Light	MIN Mineral
BLO Blonde Echo	OAT Oatmeal Cookie
BOL Bourbon Light	PIN Pinnacle Walnut
BZW Brazilwood	STU Studio Teak
BGL Brighton Light	UMB Umber
CLL Collectors	VAL Valley
FAW Fawn	VIN Vintage
FLO Florence Walnut	WLH Walnut Heights
GRH Graphite	WEA Weathered Ash

TFL - HPL Solid Laminates

ALB Alabaster	DWH Designer White
BLK Black	SHD Shadow
BBL Bridal Blanco	SLG Slate Grey

Laminates available on the  quickship program include the following: Aged Ash (AGA), Ale Light (ALL), Bourbon Light (BOL), Brighton Light (BGL), Collectors (CLL), Designer White (DWH), Florence Walnut (FLO), Graphite (GRH), Pinnacle Walnut (PIN), Slate Grey (SLG), Studio Teak (STU), Vintage (VIN) and Walnut Heights (WLH).

Top Surfaces (Conference Tops and Credenza Tops)

Tops have a 3-ply balanced construction. Tops are 1-³/₁₆" thick with coordinating PVC edges.

Conference Tops feature 3mm PVC edges on all sides and are available in HPL only.

Credenza Tops feature 3mm PVC edges on the user side only. Remaining edges are banded with 1mm PVC which allows for a seamless appearance when units are mated end-to-end or back-to-back.

TFL features on Conference Top Surfaces*

- fused to the 45 pound density substrate of the top for a durable wear resistance surface
- tops are laminated on both sides
- available in all the wood grain and solid patterns

HPL features on Conference Top Surfaces*

- bonded layers create a durable wear resistant surface
- tops are 3-ply balanced construction
- matched to the TFL wood grain and solid patterns

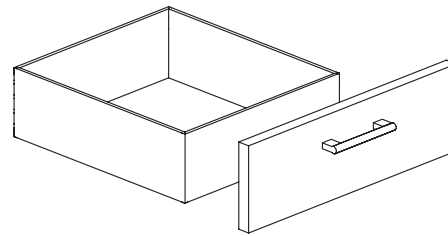
Case Construction

Outside panels are ³/₄" and joined together with dowels reinforced with screws, and metal fasteners for increased stability. Tops are secured to the chassis with screws through pre-bored stretcher rails and pocket holes.

Cabinet doors have 110° swing hinges to allow adequate access into the interior of the cabinet.

Drawers

The unidirectional V- Fold drawer box is a durable miter-fold drawer structure which is glued and doweled. The ¹/₂" thick drawer sides are wrapped in a high grade maple vinyl, with an attached front. The drawer front is attached to the four sided box.



Optional four corner dovetailed wood drawers are available. Specify and add 10% per unit.

Drawer Suspension

High quality black drawer suspension carries a lifetime warranty. File and box drawers have 100% full extension with over travel. Slides feature steel ball bearings for longer wear and positive, cushioned in/out stops.

Locking

All free standing credenzas, and bench height credenza offer optional pedestal locking.

When locks are ordered, units are shipped randomly keyed as standard. Key alike units are available upon request for no additional charges. Removable cores for in-field re-keying are standard.

Product Modification

Wood Drawers

Four corner dovetailed wood drawers must be specified at the time of order placement. There is a 10% upcharge added to the list of each item.

Special Construction

Vision Veneer offers large offering to create many types of configuration. Contact Customer Service if you are having trouble with finding the right units to complete the desired configuration. Requests need to be approved by JSI engineering.

Special Finishes

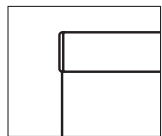
Special finishes can be requested by following the instruction in the general introduction section. There is a one time charge of \$372 list per order.

Vision Conference Product Information

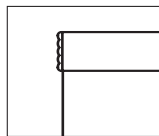
Veneer

Top Edge Profile

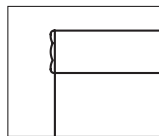
Flat Cut Veneer units are available in all edges. Double Cut units are available only with Eased edge.



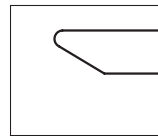
Eased (R3)



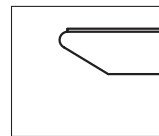
Reeded (H3)



Transitional (C3)



Reverse Knife (R)

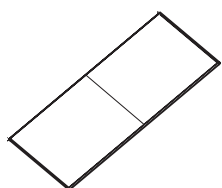


Reverse Knife (R)
with veneer/ laminate top

Veneer Top Shapes - size - base requirement - seating capacity

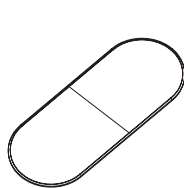
top sizes 108" through 192" are 2 pieces

top sizes above 192" are 3 pieces



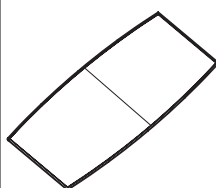
rectangular

264" x 60"	4 bases	seats 24
240" x 60"	4 bases	seats 22
216" x 60"	4 bases	seats 20
192" x 60"	3 bases	seats 18
264" x 54"	4 bases	seats 22
240" x 54"	4 bases	seats 20
216" x 54"	4 bases	seats 18
192" x 54"	3 bases	seats 16
264" x 48"	4 bases	seats 22
240" x 48"	4 bases	seats 20
216" x 48"	4 bases	seats 18
192" x 48"	3 bases	seats 16
168" x 48"	3 bases	seats 14
144" x 48"	3 bases	seats 12
120" x 48"	2-3* bases	seats 8
120" x 42"	2-3* bases	seats 8
108" x 42"	2 bases	seats 8
96" x 48"	2 bases	seats 8
96" x 42"	2 bases	seats 8
84" x 42"	2 bases	seats 8
72" x 36"	2 bases	seats 6



racetrack

264" x 60"	4 bases	seats 24
240" x 60"	4 bases	seats 22
216" x 60"	4 bases	seats 20
192" x 60"	3 bases	seats 18
264" x 54"	4 bases	seats 22
240" x 54"	4 bases	seats 20
216" x 54"	4 bases	seats 18
192" x 54"	3 bases	seats 16
264" x 48"	4 bases	seats 22
240" x 48"	4 bases	seats 20
216" x 48"	4 bases	seats 18
192" x 48"	3 bases	seats 16
168" x 48"	3 bases	seats 14
144" x 48"	3 bases	seats 12
120" x 48"	2-3* bases	seats 8
120" x 42"	2-3* bases	seats 8
108" x 42"	2 bases	seats 8
96" x 48"	2 bases	seats 8
96" x 42"	2 bases	seats 8
84" x 42"	2 bases	seats 8
72" x 36"	2 bases	seats 6



boat

264" x 60"	4 bases	seats 22
240" x 60"	4 bases	seats 20
216" x 60"	4 bases	seats 18
192" x 60"	3 bases	seats 16
264" x 54"	4 bases	seats 22
240" x 54"	4 bases	seats 20
216" x 54"	4 bases	seats 18
192" x 54"	3 bases	seats 16
264" x 48"	4 bases	seats 22
240" x 48"	4 bases	seats 20
216" x 48"	4 bases	seats 18
192" x 48"	3 bases	seats 16
168" x 48"	3 bases	seats 14
144" x 48"	3 bases	seats 12
120" x 48"	2-3* bases	seats 8
120" x 42"	2-3* bases	seats 8
108" x 42"	2 bases	seats 8
96" x 48"	2 bases	seats 8
96" x 42"	2 bases	seats 8
84" x 42"	2 bases	seats 8
72" x 36"	2 bases	seats 6



round*

60" dia.	seats 6
54" dia.	seats 6
48" dia.	seats 4
42" dia.	seats 4
36" dia.	seats 3
30" dia.	seats 3

*requires 1 base



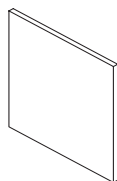
square*

60" sq.	seats 8
54" sq.	seats 6
48" sq.	seats 4
42" sq.	seats 4
36" sq.	seats 4
30" sq.	seats 4

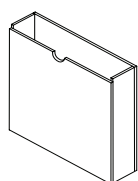
*requires 1 base

* When ordering bases for 120" x 48" and 120" x 42" size tops, three (3) bases are required for Panel and Rectangle bases, two (2) bases are required for all other.

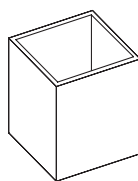
Veneer Table Base (units with access panel in the base for wire management are available, order this feature with the appropriate model number.)



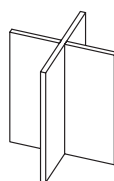
panel base
36", 30" and 24" width



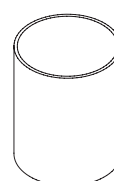
rectangle base
36", 30" and 24" width



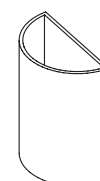
square base
30", 24" and 18" width



cross base
30", 24" and 18" width



round base
24", 20" and 18" dia.



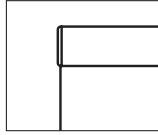
half-round base
24", 20" and 18" dia.

Vision Conference Product Information

Laminate

Top Edge Profile

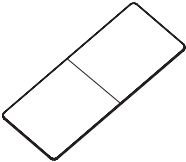
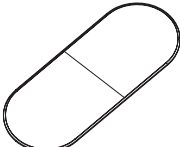
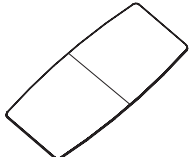

Laminate units are available only with Eased edge.



Eased (R3)

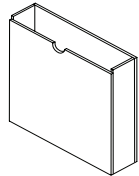
Laminate Top Shapes - size - base requirement - seating capacity

Note size 120" and above are two piece tops.

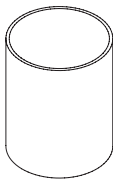
			
rectangular 144" x 48" 3 bases seats 12 120" x 48" 2-3* bases seats 8 96" x 48" 2 bases seats 8 96" x 42" 2 bases seats 8 84" x 42" 2 bases seats 6 72" x 36" 2 bases seats 6	racetrack 144" x 48" 3 bases seats 12 120" x 48" 2-3* bases seats 8 96" x 48" 2 bases seats 8 96" x 42" 2 bases seats 8 84" x 42" 2 bases seats 6 72" x 36" 2 bases seats 6	boat 144" x 48" 3 bases seats 12 120" x 48" 2-3* bases seats 8 96" x 48" 2 bases seats 8 96" x 42" 2 bases seats 8 84" x 42" 2 bases seats 6 72" x 36" 2 bases seats 6	round* 60" dia. Seats 6 54" dia. Seats 6 48" dia. Seats 4 42" dia. Seats 4 36" dia. Seats 4 30" dia. Seats 4 *requires 1 base

* When ordering bases for 120" x 48" size tops, two (2) Round bases are required, three (3) bases are required for Elliptical and Rectangle.


Laminate Table Base



rectangular base 24" width
includes base access panel



round base
18" dia and 24" dia
includes base access panel



ellipse base
9" x 24"
includes base access panel

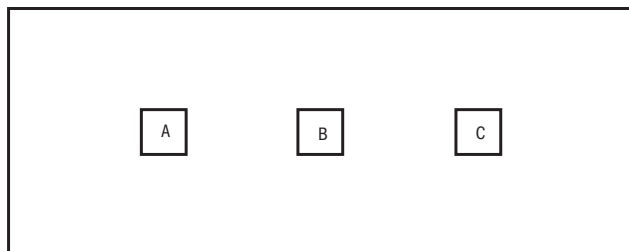
Vision Conference Product Information

Electrical Locations

Conference tops are set up with standard locations, dependant upon the size of worksurface. For custom locations, contact customer service for approval of location and add clearance of base intended to use with.

Specify location and size of cut out specific to the electrical unit intended to use with. Next, reference electrical/base location chart to ensure space for electrical unit above base.

1 Pc Conference Top : widths of 72", 84" or 96"



Location A
EC13
EC23

Location B
EC13
EC23
EC57

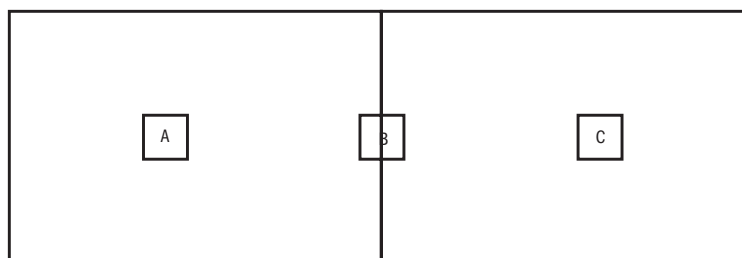
Location C
EC13
EC23

	72					84					96				
	Location A,C		Location B			Location A,C		Location B			Location A,C		Location B		
	EC23	EC13	EC23	EC13	EC57	EC23	EC13	EC23	EC13	EC57	EC23	EC13	EC23	EC13	EC57
Square	X	X	X	X	X	X	X	X	X	X	X	X	X	X	X
Round	X	X	X	X		X	X	X	X	X	X	X	X	X	X
Cross			X	X	X			X	X	X			X	X	X
Half Round			X	X	X			X	X	X			X	X	X
Panel	X	X	X	X	X	X	X	X	X	X	X	X	X	X	X
Thick Panel			X	X	X			X	X	X			X	X	X
Ellipse			X*	X*	X*			X*	X*	X*			X*	X*	X*

X* ONLY ON 54" AND 60"

* ONLY AVAILABLE ON LAMINATE

2 Pc Conference Top : widths of 108" or 120"



Location A
EC13
EC23

Location B
EC13
EC23
EC57

Location C
EC13
EC23

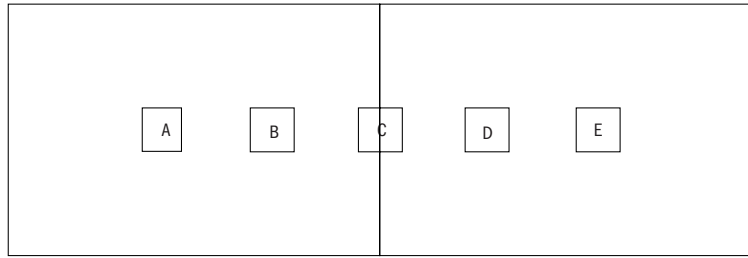
	108					120				
	Location A,C		Location B			Location A,C		Location B		
	EC23	EC13	EC23	EC13	EC57	EC23	EC13	EC23	EC13	EC57
Square	X	X	X	X	X	X	X	X	X	X
Round	X	X	X	X	X	X	X	X	X	X
Cross			X	X	X			X	X	X
Half Round			X	X	X			X	X	
Panel	X	X				X	X			
Thick Panel			X	X	X	X	X			
Ellipse						X*				

X* ONLY ON 54" AND 60"

* ONLY AVAILABLE ON LAMINATE

Vision Conference Product Information

2 Pc Conference Top : widths of 144", 168", or 192"



Location A
EC13
EC23

Location B
EC13
EC23
EC57

Location C
EC13
EC23
EC57

Location D
EC13
EC23
EC57

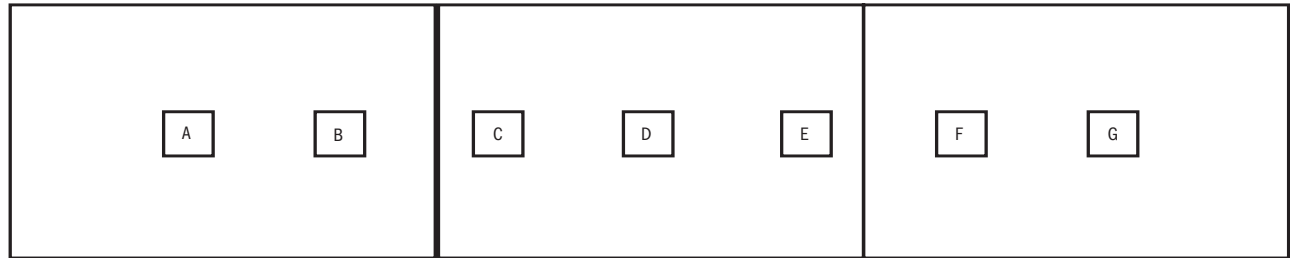
Location E
EC13
EC23

	144						168						192									
	Location A,E		Location B,D			Location C	Location A,E		Location B,D			Location C	Location A,E		Location B,D			Location C				
	EC23	EC13	EC23	EC13	EC57	EC23	EC13	EC23	EC13	EC23	EC13	EC57	EC23	EC13	EC23	EC13	EC23	EC13	EC57	EC23	EC13	
Square	X	X	X	X	X	X	X	X	X	X	X	X	X	X	X	X	X	X	X	X	X	X
Round	X	X	X	X		X	X	X	X	X	X	X	X	X	X	X	X	X	X	X	X	X
Cross			X	X	X					X	X	X					X	X	X			
Half Round			X	X	X	X	X			X	X	X	X	X			X	X	X	X	X	X
Panel	X	X	X	X	X			X	X	X	X	X			X	X	X	X	X			
Thick Panel	X	X	X	X	X	X		X	X	X	X	X	X		X	X	X	X	X	X		
Ellipse	X*		X*	X*	X*																	

X* ONLY ON 54" AND 60"

* ONLY AVAILABLE ON LAMINATE

3 Pc Conference Top : widths of 216", 240", or 264"



Location A
EC13
EC23

Location B
EC13
EC23
EC57

Location C
EC13
EC23

Location D
EC57

Location E
EC13
EC23

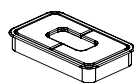
Location F
EC13
EC23
EC57

Location G
EC13
EC23

	216						240						264									
	Location A,C,E,G		Location B,F			Location D	Location A,C,E,G		Location B,F			Location D	Location A,C,E,G		Location B,F			Location D				
	EC23	EC13	EC23	EC13	EC57	EC57	EC23	EC13	EC23	EC13	EC57	EC57	EC23	EC13	EC23	EC13	EC57	EC57				
Square	X	X	X	X	X	X	X	X	X	X	X	X	X	X	X	X	X	X	X	X	X	X
Round	X	X	X		X	X	X	X	X	X	X	X	X	X	X	X	X	X	X	X	X	X
Cross					X	X				X	X						X	X				
Metal X					X	X				X	X						X	X				
Half Round			X	X	X	X			X	X	X	X				X	X	X	X			
Panel	X	X			X	X	X	X		X	X	X	X	X	X	X				X	X	
Thick Panel	X				X		X	X		X	X	X	X	X	X				X	X		
Ellipse																						

Vision Conference Product Information

Grommets



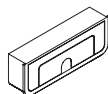
Worksurface Grommet

Standard worksurface grommet are indicated on specific model add \$49 list per location. For custom locations, contact customer service for approval of location and add \$111 list per location.

Grommet color must be specified, select Matte Black or Arctic Silver.

Matte Black (MBK)

Arctic Silver (ASL)



Chassis End/Back Panel Grommet

Chassis grommets, consisting of back and end panels, are dependant on model, which is indicated on pricing pages. Due to the nature of wire management grommets are selected for the complete chassis. Upcharge varies per model.

Drawer Pull Style and Color Options




Bar

Matte Black (MBK)
Polished Nickel (PNK)



Sweep

Matte Black (MBK)
Matte Nickel (MNK)



Delve

Matte Black (MBK)
Arctic Silver (ASL)
Pewter (PEW)
Soft Nickel (SNK)
Soft Bronze (SBZ)
Aged Bronze (ABZ)
Gold (GLD)
Chrome (CHR)

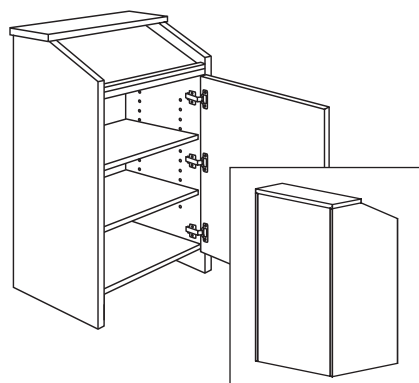


Prospect

Matte Black (MBK)
Arctic Silver (ASL)
Pewter (PEW)
Soft Nickel (SNK)
Soft Bronze (SBZ)
Aged Bronze (ABZ)
Gold (GLD)

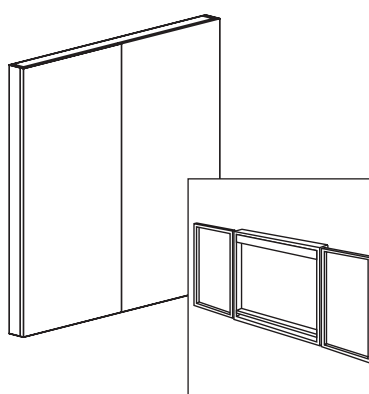
Support Furniture

Lectern



- concealed locking casters
- adjustable shelves
- see pages VS355-VS365 for power and data options

Visual Board



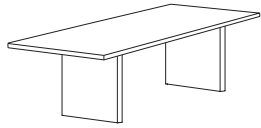
- tackable surface on interior of the doors
- includes two markers and eraser

Vision Conference Product Information

Finish and Reference Codes - Summary

Select Veneer/Substrate	Code	Select	Code	Select	Code
Cherry	CH1	Double Cut Finishes		Solid Laminates	
Maple	MA1	Barrel - Oak Pattern	BAR	Alabaster	ALB
Walnut	WA1	Buff - Oak Pattern	BUF	Bridal Blanco	BBL
Black Oak	BO1	Cinder - Oak Pattern	CND	Black	BLK
Double Cut	DC1	Coffee	COF	Designer White	DWH
		Cremello	CRM	Shadow	SHD
		Egret	EGR	Slate Grey	SLG
		Fawn	FAW		
Finish		Fossil	FOS	Top Edge Details	
Cherry Finishes		Graphite	GRH	Eased	R3
Barley	BRL	Khaki	KHK		
Bourbon Medium	BBM	Mineral - Oak Pattern	MIN	Pull & Finish Codes	
Brighton Medium	BRM	Rye - Oak Pattern	RYE	Bar - Matte Nickel	MBK
Classic	CLA	Sable - Oak Pattern	SAB	Bar - Polished Nickel	PNK
Earthy	EAR	Saddle - Oak Pattern	SAD	Sweep - Matte Black	MBK
Harvest	HRV	Studio Teak	STU	Sweep - Matte Nickel	MNK
Legacy	LGC	Valley	VAL	Delve - Matte Black	MBK
Praline	PRL			Delve - Arctic Silver	ASL
Saffron	SAF			Delve - Pewter	PEW
		Veneer Wood Grain Laminates		Delve - Matte Nickel	MNK
Maples Finishes		Aged Ash	AGA	Delve - Soft Nickel	SNK
Ale Medium	ALM	Ale Light	ALL	Delve - Soft Bronze	SBZ
Butterscotch	BUT	Blonde Echo	BLO	Delve - Aged Bronze	ABZ
Cinnamon	CIN	Bourbon Light	BOL	Delve - Gold	GLD
Flax	FLX	Brazilwood	BZW	Prospect - Matte Black	MBK
Venetian	VEN	Brighton Light	BGL	Prospect - Arctic Silver	ASL
		Collectors	CLL	Prospect - Pewter	PEW
Walnut Finishes		Fawn	FAW	Prospect - Matte Nickel	MNL
Auburn	AUB	Florence Walnut	FLO	Prospect - Soft Nickel	SNK
Espresso	ESP	Graphite	GRH	Prospect - Soft Bronze	SBZ
Mocha	MCH	High Line	HGL	Prospect - Aged Bronze	ABZ
Night Owl	NTO	Mineral	MIN	Prospect - Gold	GLD
Sienna	SIE	Oatmeal Cookie	OAT		
Toffee	TOF	Pinnacle Walnut	PIN	Grommet Finish	
Truffle	TRF	Studio Teak	STU	Matte Black	MBK
Umber	UMB	Umber	UMB	Arctic Silver	ASL
		Valley	VAL		
Black Oak Finishes		Vintage	VIN	Drawer Box	
Raven	RAV	Walnut Heights	WLH	Wood Drawers	DRM001
		Weathered Ash	WEA	Vinyl Wrapped Drawers	DRM002

Description	D	W	H	CTN WT	CU FT	① Model	Flat Cut List Price	Double Cut List Price
Conference Table	42	96	29 1/2			VSV4296CTP	\$4,831	\$5,318

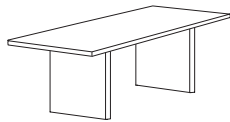


Consists of:

				172	15	(1) VSV4296TT - Table Top	\$3,445	\$3,792
				54 ea.	4 ea.	(2) VSV2428PB - Panel Base	\$693 ea.	\$763 ea.

- ships KD in two cartons
- price reflects two bases
- must order (2) panel bases

Conference Table	36	72	29 1/2			VSV3672CTP	\$3,602	\$3,965
------------------	----	----	--------	--	--	------------	---------	---------

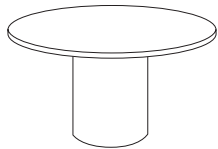


Consists of:

				110	10	(1) VSV3672TT - Table Top	\$2,216	\$2,439
				54 ea.	4 ea.	(2) VSV2428PB - Panel Base	\$693 ea.	\$763 ea.

- ships KD in two cartons
- price reflects two bases
- must order (2) panel bases

Round Conference Table	48	48	29 1/2			VSV48CTD	\$2,765	N/A
------------------------	----	----	--------	--	--	----------	---------	-----

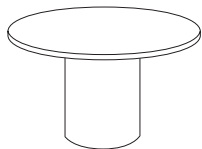


Consists of:

				73	7	VSV48TT - Table Top	\$1,703	N/A
				71	9	VSV20RB - Round Base	\$1,062	N/A

- ships KD in two cartons

Round Conference Table	42	42	29 1/2			VSV42CTD	\$2,381	N/A
------------------------	----	----	--------	--	--	----------	---------	-----

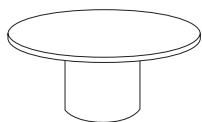


Consists of:

				56	5	VSV42TT - Table Top	\$1,319	N/A
				71	9	VSV20RB - Round Base	\$1,062	N/A

- ships KD in two cartons

Round Conference Table	42	42	16			VSV42MTD	\$2,312	N/A
------------------------	----	----	----	--	--	----------	---------	-----

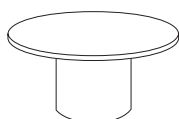


Consists of:

				56	5	VSV42TT - Table Top	\$1,319	N/A
				68	5	VSV18-16RB - Round Base	\$993	N/A

- ships KD in two cartons

Round Conference Table	36	36	16			VSV36MTD	\$2,154	N/A
------------------------	----	----	----	--	--	----------	---------	-----



Consists of:

				42	4	VSV36TT - Table Top	\$1,161	N/A
				68	5	VSV18-16RB - Round Base	\$993	N/A

- ships KD in two cartons

Description	D	W	Seating Capacity	Top Pieces	Bases Required	CTN WT	CU FT	① Model	Flat Cut List Price	Double Cut List Price
Rectangular Conference Table Top	60	264	24	3	4	673	57	VSV60264TT	\$14,539	\$15,993
	60	240	22	3	4	613	51	VSV60240TT	\$13,217	\$14,538
	60	216	20	3	4	552	48	VSV60216TT	\$11,899	\$13,087
	54	264	22	3	4	609	52	VSV54264TT	\$12,118	\$13,330
	54	240	20	3	4	554	50	VSV54240TT	\$11,014	\$12,118
	54	216	18	3	4	498	43	VSV54216TT	\$9,916	\$10,906
	48	264	22	3	4	548	47	VSV48264TT	\$10,774	\$11,850
	48	240	20	3	4	498	43	VSV48240TT	\$9,795	\$10,774
	48	216	18	3	4	447	38	VSV48216TT	\$8,811	\$9,694

Rectangular Conference Table Top	60	192	18	2	3	490	42	VSV60192TT	\$10,575	\$11,633
	54	192	16	2	3	441	38	VSV54192TT	\$8,811	\$9,694
	48	192	16	2	3	396	33	VSV48192TT	\$7,837	\$8,620
	48	168	14	2	3	346	30	VSV48168TT	\$6,860	\$7,545
	48	144	12	2	3	296	28	VSV48144TT	\$5,880	\$6,466
	48	120	8	2	2-3**	245	22	VSV48120TT**	\$4,901	\$5,391
	42	120	8	2	2-3**	217	19	VSV42120TT**	\$4,289	\$4,717
	42	108	8	2	2	195	17	VSV42108TT	\$3,862	\$4,249

** When ordering Panel or Rectangular bases - VSV48120TT and VSV42120TT require three (3) bases and additional stretchers. Stretchers will be included as required.

Rectangular Conference Table Top	48	96	8	1	2	197	17	VSV4896TT	\$3,936	\$4,330
	42	96	8	1	2	172	15	VSV4296TT	\$3,445	\$3,792
	42	84	8	1	2	151	13	VSV4284TT	\$3,000	\$3,300
	36	72	6	1	2	110	10	VSV3672TT	\$2,216	\$2,439

To Order, Specify:


- ① Model Number
- ② Wood Species - Cherry (CH1), Maple (MA1), Walnut (WA1), Black Oak (BO1) or Double Cut (see page VS330)
- ③ Finish Color (see page VS330)
- ④ Edge Profile (see page VS332)
- ⑤ Power and Data Options (see pages VS355-VS365)
- ⑥ Other Product Options


Description	D	W	Seating Capacity	Top Pieces	Bases Required	CTN WT	CU FT	① Model	Flat Cut List Price	Double Cut List Price
Racetrack Conference Table Top 	60	264	24	3	4	646	57	VSV60264RT	\$17,180	\$18,899
	60	240	22	3	4	589	51	VSV60240RT	\$15,620	\$17,180
	60	216	20	3	4	530	48	VSV60216RT	\$14,058	\$15,463
	54	264	22	3	4	586	52	VSV54264RT	\$14,318	\$15,750
	54	240	20	3	4	530	50	VSV54240RT	\$13,016	\$14,319
	54	216	18	3	4	474	43	VSV54216RT	\$11,719	\$12,889
	48	264	22	3	4	529	47	VSV48264RT	\$12,726	\$14,000
	48	240	20	3	4	479	43	VSV48240RT	\$11,570	\$12,726
	48	216	18	3	4	428	38	VSV48216RT	\$10,415	\$11,456

Racetrack Conference Table Top 	60	192	18	2	3	471	42	VSV60192RT	\$12,498	\$13,748
	54	192	16	2	3	417	38	VSV54192RT	\$10,415	\$11,456
	48	192	16	2	3	377	33	VSV48192RT	\$9,259	\$10,187
	48	168	14	2	3	327	30	VSV48168RT	\$8,130	\$8,942
	48	144	12	2	3	277	28	VSV48144RT	\$6,947	\$7,641
	48	120	8	2	2-3**	226	22	VSV48120RT**	\$5,795	\$6,374
	42	120	8	2	2-3**	203	19	VSV42120RT**	\$5,066	\$5,574
	42	108	8	2	2	180	17	VSV42108RT	\$4,564	\$5,020


** When ordering Panel or Rectangular bases - VSV48120RT and VSV42120RT require three (3) bases and additional stretchers. Stretchers will be included as required.

Racetrack Conference Table Top 	48	96	8	1	2	185	17	VSV4896RT	\$4,632	\$5,096
	42	96	8	1	2	157	15	VSV4296RT	\$4,055	\$4,462
	42	84	8	1	2	142	13	VSV4284RT	\$3,563	\$3,920
	36	72	6	1	2	100	10	VSV3672RT	\$2,611	\$2,873

Description	D	W	Seating Capacity	Top Pieces	Bases Required	CTN WT	CU FT	① Model	Flat Cut List Price	Double Cut List Price
Boat Shape Conference Table Top	60	264	24	3	4	646	57	VSV60264BT	\$17,180	\$18,899
	60	240	22	3	4	589	51	VSV60240BT	\$15,620	\$17,180
	60	216	20	3	4	530	48	VSV60216BT	\$14,058	\$15,463
	54	264	22	3	4	586	52	VSV54264BT	\$14,318	\$15,750
	54	240	20	3	4	530	50	VSV54240BT	\$13,016	\$14,319
	54	216	18	3	4	474	43	VSV54216BT	\$11,719	\$12,889
	48	264	22	3	4	529	47	VSV48264BT	\$12,726	\$14,000
	48	240	20	3	4	479	43	VSV48240BT	\$11,570	\$12,726
	48	216	18	3	4	428	38	VSV48216BT	\$10,415	\$11,456

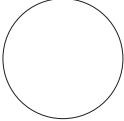
Boat Shape Conference Table Top	60	192	18	2	3	471	42	VSV60192BT	\$12,498	\$13,748
	54	192	16	2	3	417	38	VSV54192BT	\$10,415	\$11,456
	48	192	16	2	3	377	33	VSV48192BT	\$9,259	\$10,187
	48	168	14	2	3	327	30	VSV48168BT	\$8,130	\$8,942
	48	144	12	2	3	277	28	VSV48144BT	\$6,947	\$7,641
	48	120	8	2	2-3**	226	22	VSV48120BT**	\$5,795	\$6,374
	42	120	8	2	2-3**	203	19	VSV42120BT**	\$5,066	\$5,574
	42	108	8	2	2	180	17	VSV42108BT	\$4,564	\$5,020


** When ordering Panel or Rectangular bases - VSV48120BT and VSV42120BT require three (3) bases and additional stretchers. Stretchers will be included as required.

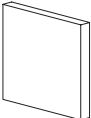
Boat Shape Conference Table Top	48	96	8	1	2	185	17	VSV4896BT	\$4,632	\$5,096
	42	96	8	1	2	157	15	VSV4296BT	\$4,055	\$4,462
	42	84	8	1	2	142	13	VSV4284BT	\$3,563	\$3,920
	36	72	6	1	2	100	10	VSV3672BT	\$2,611	\$2,873

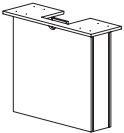
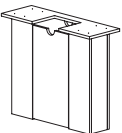
To Order, Specify:

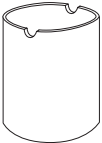
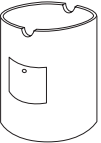
- ① Model Number
- ② Wood Species - Cherry (CH1), Maple (MA1), Walnut (WA1), Black Oak (BO1) or Double Cut (see page VS330)
- ③ Finish Color (see page VS330)
- ④ Edge Profile (see page VS332)
- ⑤ Power and Data Options (see pages VS355-VS365)
- ⑥ Other Product Options

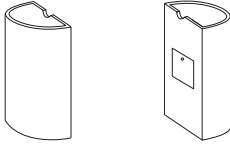
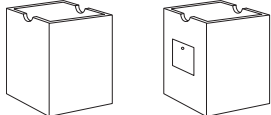
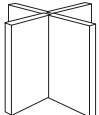
Description	D	W	Seating Capacity	Top Pieces	Bases Required	CTN WT	CU FT	① Model	Flat Cut List Price	Double Cut List Price
 Round Tops	60	N/A	6	1	1	112	10	VSV60TT	\$2,916	\$3,207
	54	N/A	6	1	1	92	8	VSV54TT	\$2,189	\$2,409
	48	N/A	4	1	1	73	7	VSV48TT	\$1,703	\$1,874
	42	N/A	4	1	1	56	5	VSV42TT	\$1,319	\$1,452
	36	N/A	3	1	1	42	4	VSV36TT	\$1,161	\$1,278
	30	N/A	3	1	1	30	3	VSV30TT	\$1,024	\$1,126

Description	D	W	Seating Capacity	Top Pieces	Bases Required	CTN WT	CU FT	① Model	Flat Cut List Price	Double Cut List Price
 Square Tops	60	60	8	1	1	154	10	VSV6060TT	\$2,672	\$2,940
	54	54	6	1	1	125	8	VSV5454TT	\$2,022	\$2,224
	48	48	4	1	1	99	7	VSV4848TT	\$1,597	\$1,760
	42	42	4	1	1	77	5	VSV4242TT	\$1,225	\$1,347
	36	36	4	1	1	56	4	VSV3636TT	\$1,106	\$1,216
	30	30	4	1	1	39	3	VSV3030TT	\$770	\$849

Description	D	W	H	CTN WT	CU FT	① Model	Flat Cut List Price	Double Cut List Price
 Panel Base	2 5/16	36	28 3/4	69	7	VSV3628PB · for use with 60" width tops	\$833	\$918
	2 5/16	30	28 3/4	60	6	VSV3028PB · for use with 54" width tops	\$766	\$845
	2 5/16	24	28 3/4	52	5	VSV2428PB · for use with 36", 42" & 48" width tops	\$693	\$763

Description	D	W	H	CTN WT	CU FT	① Model	Flat Cut List Price	Double Cut List Price
  side 1 side 2 Rectangular Base	7 5/8	36	28 3/4	69	7	VSV3628PBA · for use with 60" width tops · access panel	\$1,408	\$1,547
	7 5/8	30	28 3/4	60	6	VSV3028PBA · for use with 54" width tops · access panel	\$1,338	\$1,473
	7 5/8	24	28 3/4	52	5	VSV2428PBA · for use with 36", 42" & 48" width tops · access panel	\$1,264	\$1,391


Description	D	W	H	CTN WT	CU FT	① Model	Flat Cut List Price	Double Cut List Price
  *RB shown *RBA shown Cylinder Base	24	N/A	28 3/4	74	12	VSV24RB · for use with 54" & 60" width tops	\$1,207	N/A
	24	N/A	28 3/4	37	12	VSV24RBA · for use with 54" & 60" width tops · access panel	\$1,347	N/A
	20	N/A	28 3/4	71	9	VSV20RB · for use with 42" & 48" width tops	\$1,062	N/A
	20	N/A	28 3/4	34	9	VSV20RBA · for use with 42" & 48" width tops · access panel	\$1,203	N/A
	18	N/A	68	68	7	VSV18RB · for use with 30" & 36" width tops	\$993	N/A
	18	N/A	28 3/4	31	7	VSV18RBA · for use with 30" & 36" width tops · access panel	\$1,135	N/A

Description	D	W	H	CTN WT	CU FT	① Model	Flat Cut List Price	Double Cut List Price
Half Round Base  *HRB shown *HRBA shown	12	24	28 3/4	35	6	VSV24HRB · for use with 54" width tops	\$912	N/A
	12	24	28 3/4	33	6	VSV24HRBA · for use with 54" width tops · access panel	\$1,073	N/A
	10	20	28 3/4	30	5	VSV20HRB · for use with 42" and 48" width tops	\$831	N/A
	10	20	28 3/4	28	5	VSV20HRBA · for use with 42" and 48" width tops · access panel	\$996	N/A
	9	18	28 3/4	27	4	VSV18HRB · for use with 36" width tops	\$798	N/A
	9	18	28 3/4	26	4	VSV18HRBA · for use with 36" width top · access panel	\$964	N/A
	Square Base 	30	30	28 3/4	68	16	VSV30SB · for use with 60" width tops	\$1,141
30		30	28 3/4	68	16	VSV30SBA · for use with 60" width tops · access panel	\$1,283	\$1,411
24		24	28 3/4	68	12	VSV24SB · for use with 48" & 54" width tops	\$1,007	\$1,107
24		24	28 3/4	68	12	VSV24SBA · for use with 48" & 54" width tops · access panel	\$1,148	\$1,264
18		18	28 3/4	39	7	VSV18SB · for use with 30", 36" & 42" width tops	\$868	\$955
18		18	28 3/4	39	7	VSV18SBA · for use with 30", 36" & 42" width tops · access panel	\$1,010	\$1,112
Cross Base 		30	30	28 3/4	80	16	VSV30XB · for use with 60" width tops	\$944
	24	24	28 3/4	80	12	VSV24XB · for use with 48" & 54" width tops	\$851	\$936
	18	18	28 3/4	50	7	VSV18XB · for use with 30", 36" & 42" width tops	\$760	\$834

To Order, Specify:

- ① Model Number
- ② Wood Species - Cherry (CH1), Maple (MA1), Walnut (WA1), Black Oak (BO1) or Double Cut (see page VS330)
- ③ Finish Color (see page VS330)
- ④ Edge Profile (see page VS332)
- ⑤ Power and Data Options (see pages VS355-VS365)
- ⑥ Other Product Options


Description	D	W	H	CTN WT	CU FT	① Model	Flat Cut List Price	Double Cut List Price
-------------	---	---	---	--------	-------	---------	---------------------	-----------------------



Buffet Credenza	24	72	36	316	43	VSV2472BSC	\$4,802	\$5,284
-----------------	----	----	----	-----	----	------------	---------	---------

- four door credenza
- four box drawers above doors
- top edge profile on user side
- chassis grommet available, specify and add \$94 list
- adjustable shelf in storage cabinets
- locking doors and drawers not available

Buffet Credenza - Flat Screen Support	24	72	36	316	43	VSV2472BSCT	\$5,391	\$5,931
---------------------------------------	----	----	----	-----	----	-------------	---------	---------



	20	72	36	291	31	VSV2072BSCT	\$5,199	\$5,719
--	----	----	----	-----	----	-------------	---------	---------

- four door credenza
- four box drawers above doors
- top edge profile on user side
- chassis grommet available, specify and add \$94 list
- adjustable shelf in storage cabinets
- locking doors and drawers not available
- flat screen mounting grommets in top
- back panel includes cord exit grommets
- flat screen mounting frame sold separately, see below

Buffet Credenza	24	36	36	167	22	VSV2436BSC	\$3,443	\$3,787
-----------------	----	----	----	-----	----	------------	---------	---------



	20	36	36	155	16	VSV2036BSC	\$3,306	\$3,636
--	----	----	----	-----	----	------------	---------	---------

- two door credenza
- two box drawers above doors
- top edge profile on user side
- chassis grommet available, specify and add \$94 list
- adjustable shelf in storage cabinet
- locking doors and drawers not available

Buffet Credenza - Flat Screen Support	24	36	36	167	22	VSV2436BSCT	\$4,029	\$4,432
---------------------------------------	----	----	----	-----	----	-------------	---------	---------

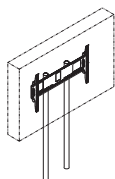


	20	36	36	155	16	VSV2036BSCT	\$3,893	\$4,282
--	----	----	----	-----	----	-------------	---------	---------

- two door credenza
- two box drawers above doors
- top edge profile on user side
- chassis grommet available, specify and add \$94 list
- adjustable shelf in storage cabinet
- locking doors and drawers not available
- flat screen mounting grommets in top
- back panel includes cord exit grommets
- flat screen mounting frame sold separately, see below

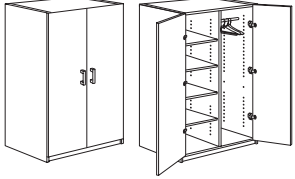
Description	D	W	H	CTN WT	CU FT	① Model	List Price
-------------	---	---	---	--------	-------	---------	------------

Flat Screen Mounting Frame

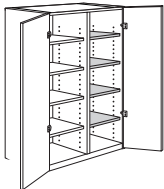


	2	14	55	35	4	FSTV	\$1,674
--	---	----	----	----	---	------	---------

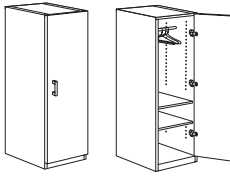
- round 2" tube frame with cable management to inside of credenza
- mounting bracket for TV provided
- available in black (B) or silver (S)
- TV not included
- TV dimension not to exceed 70" w x 38" h to allow proper mounting clearance
- coordinates with VSV2472BSC and VSV2436BSC

Description	D	W	H	CTN WT	CU FT	① Model	Flat Cut List Price	Double Cut List Price
72" h Wardrobe	24	36	72	226	43	VSV2436-72W	\$3,944	\$4,338
	24	30	72	212	36	VSV2430-72W	\$3,517	\$3,867
	20	36	72	197	36	VSV2036-72W	\$3,748	\$4,123
	20	30	72	185	31	VSV2030-72W	\$3,340	\$3,673

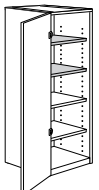
- chrome hanging bar on right
- one fixed shelf second from bottom on left
- three adjustable shelves
- locking doors available, specify and add \$45 list

Hanging Bar to Shelves Conversion Kit				CTN WT	CU FT	Model	Flat Cut List Price	Double Cut List Price
				¾	18	2	VSV1824SK	\$837
			¾	15	2	VSV1524SK	\$822	\$905
				¾	16	VSV1820SK	\$796	\$874
				¾	14	VSV1520SK	\$783	\$863

- four shelves
- VSV1824SK - for VSV2436-84W and VSV2436-72W
- VSV1524SK - for VSV2430-84W and VSV2430-72W
- VSV1820SK - for VSV2036-84W and VSV2036-72W
- VSV1520SK - for VSV2030-84W and VSV2030-72W

72" h Wardrobe	D	W	H	CTN WT	CU FT	Model	Flat Cut List Price	Double Cut List Price
		24	18	72	155	23	VSV2418-72WR	\$3,085
24		18	72	155	23	VSV2418-72WL	\$3,085	\$3,395
right shown	20	18	72	135	19	VSV2018-72WR	\$2,845	\$3,131
	20	18	72	135	19	VSV2018-72WL	\$2,845	\$3,131

- chrome hanging bar on right
- one fixed shelf 29" from cabinet floor
- one adjustable shelf
- locking door available, specify and add \$39 list

Hanging Bar to Shelves Conversion Kit				CTN WT	CU FT	Model	Flat Cut List Price	Double Cut List Price
				¾	16	2	VSV1624SK	\$663
			¾	14	2	VSV1620SK	\$633	\$693
				<ul style="list-style-type: none"> · two shelves · VSV1624SK - for VSV2418-84WR/WL and VSV2418-72WR/WL · VSV1620SK - for VSV2018-84WR/WL and VSV2018-72WR/WL 				

To Order, Specify:

- ① Model Number
- ② Wood Species - Cherry (CH1), Maple (MA1), Walnut (WA1), Black Oak (BO1) or Double Cut (see page VS330)
- ③ Finish Color (see page VS330)
- ④ Edge Profile (see page VS332)
- ⑤ Power and Data Options (see pages VS355-VS365)
- ⑥ Other Product Options

Description	D	W	Seating Capacity	Top Pieces	Bases Required	CTN WT	CU FT	① Model	TFL List Price	HPL List Price
Rectangular Conference Table Top	48	144	12	2	3	296	28	VST48144TT	N/A	\$2,152
	48	120	8	2	2-3**	245	22	VST48120TT**	N/A	\$2,089



· 3" radius corners

** When ordering Elliptical or Rectangle bases - VST48120TT requires three (3) bases and additional stretchers. Stretchers will be included as required.

Rectangular Conference Table Top	48	96	8	1	2	197	17	VST4896TT	N/A	\$1,651
	42	96	8	1	2	172	15	VST4296TT	N/A	\$1,493
	42	84	8	1	2	151	13	VST4284TT	\$1,332	\$1,399
	36	72	6	1	2	110	10	VST3672TT	\$1,002	\$1,055



· 3" radius corners

Racetrack Conference Table Top	48	144	12	2	3	277	28	VST48144RT	N/A	\$2,492
	48	120	8	2	2-3**	226	22	VST48120RT**	N/A	\$2,389



** When ordering Elliptical or Rectangle bases - VST48120RT requires three (3) bases and additional stretchers. Stretchers will be included as required.

Racetrack Conference Table Top	48	96	8	1	2	185	17	VST4896RT	N/A	\$1,870
	42	96	8	1	2	157	15	VST4296RT	N/A	\$1,717
	42	84	8	1	2	142	13	VST4284RT	\$1,531	\$1,613
	36	72	6	1	2	100	10	VST3672RT	\$1,070	\$1,124



Boat Shape Conference Table Top	48	144	12	2	3	277	28	VST48144BT	N/A	\$2,492
	48	120	8	2	2-3**	226	22	VST48120BT**	N/A	\$2,389




· 3" radius corners


** When ordering Elliptical or Rectangle bases - VST48120BT requires three (3) bases and additional stretchers. Stretchers will be included as required.

Boat Shape Conference Table Top	48	96	8	1	2	185	17	VST4896BT	N/A	\$1,870
	42	96	8	1	2	157	15	VST4296BT	N/A	\$1,717
	42	84	8	1	2	142	13	VST4284BT	\$1,531	\$1,613
	36	72	6	1	2	100	10	VST3672BT	\$1,070	\$1,124



· 3" radius corners

Description	D	W	Seating Capacity	Top Pieces	Bases Required	CTN WT	CU FT	① Model	TFL List Price	HPL List Price
Round Tops 	60	N/A	6	1	1	112	10	VST60TT	\$1,119	\$1,178
	54	N/A	6	1	1	92	8	VST54TT	\$1,072	\$1,126
	48	N/A	4	1	1	73	7	VST48TT	\$886	\$931
	42	N/A	4	1	1	56	5	VST42TT	\$789	\$829
	36	N/A	3	1	1	42	4	VST36TT	\$686	\$723
	30	N/A	3	1	1	30	3	VST30TT	\$656	\$689

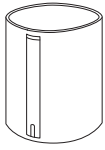
Square Tops 	48	48	4	1	1	99	7	VST4848TT	\$929	\$983
	42	42	4	1	1	77	5	VST4242TT	\$834	\$878
	36	36	4	1	1	56	4	VST3636TT	\$724	\$763
	30	30	4	1	1	39	3	VST3030TT	\$688	\$729

· 3" radius corners

To Order, Specify:

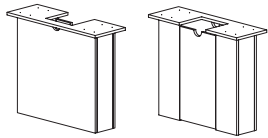
- ① Model Number
- ② Wood Species - Cherry (CH1), Maple (MA1), Walnut (WA1), Black Oak (BO1) or Double Cut (see page VS330)
- ③ Finish Color (see page VS330)
- ④ Edge Profile (see page VS332)
- ⑤ Power and Data Options (see pages VS355-VS365)
- ⑥ Other Product Options

Description	D	W	H	CTN WT	CU FT	Model	List Price
Cylinder Base	24	N/A	28 3/4	37	37	VST24RBA · for use with 48", 54" and 60" width tops	\$1,230
	18	N/A	28 3/4	31	7	VST18RBA · for use with 30", 36" and 42" width tops	\$1,197



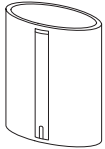
- includes wire access panel
- available in BLK-Black, SLV-Silver Laminate or any Vision laminate

Rectangular Base	7 5/8	30	28 3/4	28 3/4	6	VST3028PBA · for use with 54" width tops	\$884
	7 5/8	24	28 3/4	52	5	VST2428PBA · for use with 36", 42" and 48" width tops	\$863



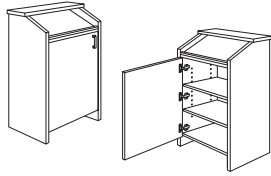
- includes wire access panel
- available in BLK-Black, SLV-Silver Laminate or any Vision laminate

Ellipse Base	9	24	28	48	12	VST2428EBA · for use with 36", 42" and 48" width tops	\$1,233
--------------	---	----	----	----	----	---	----------------




- includes wire access panel
- available in BLK-Black, SLV-Silver Laminate or any Vision laminate

Description	D	W	H	CTN WT	CU FT	① Model	Laminate	Flat Cut Veneer	Double Cut Veneer
Lectern	22	27	48	250	23	VST2622LEC	\$1,850		
	22	27	48	250	23	VSV2622LEC		\$3,223	\$3,544



- two adjustable shelves
- four concealed non-locking casters
- locking door available, specify and add \$39
- standard door is hinged on left
- round grommet in bottom panel
- notches in adjustable shelves allow wires to pass through


Description	D	W	H	CTN WT	CU FT	① Model	List Price Per Grade
Visual Board	48	48	3½	120	8	VST4848VB	COM \$2,212



- tackboards on right and left
- fabrics available; visit www.jsifurniture.com/finishes-and-materials/textiles
- com ydg: 1 1/2
- marker board in center section
- four markers and eraser included
- locking not available

A	\$2,226
B	\$2,258
COL/C	\$2,311
D	\$2,379
E	\$2,446
F	\$2,553
G	\$2,667
H	\$2,788
I	\$2,977
J	\$3,204

Description	D	W	H	CTN WT	CU FT	① Model	Flat Cut List Price	Double Cut List Price
Visual Board	48	48	3½	120	8	VSV4848VB	COM \$3,738	\$4,111



- tackboards on right and left
- fabrics available; visit www.jsifurniture.com/finishes-and-materials/textiles
- com ydg: 1 1/2
- marker board in center section
- four markers and eraser included
- locking not available

A	\$3,752	\$4,125
B	\$3,784	\$4,157
C	\$3,837	\$4,210
D	\$3,905	\$4,278
E	\$3,972	\$4,345
F	\$4,079	\$4,452
G	\$4,193	\$4,566
H	\$4,314	\$4,687
I	\$4,503	\$4,876
J	\$4,730	\$5,103


Laminate To Order, Specify:

- ① Model Number
- ② Worksurface Material (see page VS331)
 - a.) TFL
 - b.) HPL
- ③ Laminate Color (see page VS331)
- ④ Edge Profile (see page VS333)
- ⑤ Power and Data Options (see pages VS355-VS365)
- ⑥ Other Product Options

Veneer To Order, Specify:

- ① Model Number
- ② Wood Species - Cherry (CH1), Maple (MA1), Walnut (WA1), Black Oak (BO1) or Double Cut (see page VS330)
- ③ Finish Color (see page VS330)
- ④ Edge Profile (see page VS332)
- ⑤ Power and Data Options (see pages VS355-VS365)
- ⑥ Other Product Options

Description	D	W	H	CTN WT	CU FT	① Model	Flat Cut List Price	Double Cut List Price
-------------	---	---	---	-----------	----------	---------	------------------------	--------------------------




Buffet Credenza	24	72	36	316	43	VST2472BSC	\$2,846	\$2,998
-----------------	----	----	----	-----	----	------------	---------	---------

	20	72	36	291	31	VST2072BSC	\$2,734	\$2,878
--	----	----	----	-----	----	------------	---------	---------

- four door credenza
- four box drawers above doors
- top edge profile on user side
- chassis grommet available, specify and add \$94 list
- adjustable shelf in storage cabinets
- locking doors and drawers not available

Buffet Credenza - Flat Screen Support	24	72	36	316	43	VST2472BSCT	\$3,341	\$3,445
---------------------------------------	----	----	----	-----	----	-------------	---------	---------



	20	72	36	291	31	VST2072BSCT	\$3,228	\$3,328
--	----	----	----	-----	----	-------------	---------	---------

- four door credenza
- four box drawers above doors
- top edge profile on user side
- chassis grommet available, specify and add \$94 list
- adjustable shelf in storage cabinets
- locking doors and drawers not available
- flat screen mounting grommets in top
- back panel includes cord exit grommets
- flat screen mounting frame sold separately, see below


Buffet Credenza	24	36	36	167	22	VST2436BSC	\$1,887	\$1,985
-----------------	----	----	----	-----	----	------------	---------	---------



	20	36	36	155	16	VST2036BSC	\$1,812	\$1,906
--	----	----	----	-----	----	------------	---------	---------

- two door credenza
- two box drawers above doors
- top edge profile on user side
- chassis grommet available, specify and add \$94 list
- adjustable shelf in storage cabinet
- locking doors and drawers not available

Buffet Credenza - Flat Screen Support	24	36	36	167	22	VST2436BSCT	\$2,360	\$2,433
---------------------------------------	----	----	----	-----	----	-------------	---------	---------



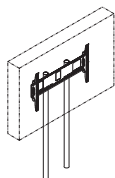
	20	36	36	155	16	VST2036BSCT	\$2,285	\$2,355
--	----	----	----	-----	----	-------------	---------	---------

- two door credenza
- two box drawers above doors
- top edge profile on user side
- chassis grommet available, specify and add \$94 list
- adjustable shelf in storage cabinet
- locking doors and drawers not available
- flat screen mounting grommets in top
- back panel includes cord exit grommets
- flat screen mounting frame sold separately, see below

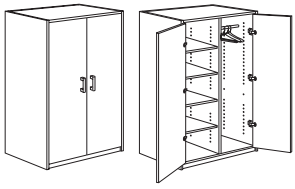
Description	D	W	H	CTN WT	CU FT	① Model	List Price
-------------	---	---	---	-----------	----------	---------	------------

Flat Screen Mounting Frame

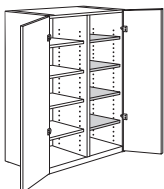
	2	14	55	35	4	FSTV	\$1,674
--	---	----	----	----	---	------	---------



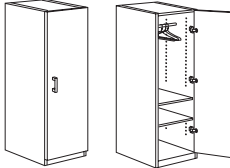
- round 2" tube frame with cable management to inside of credenza
- mounting bracket for TV provide
- available in black (B) or silver (S)
- TV not included
- TV dimension not to exceed 70"w x 38"h to allow proper mounting clearance.
- coordinates with VST2472BSCT and VST2436BSCT

Description	D	W	H	CTN WT	CU FT	① Model	List Price
72" h Wardrobe 	24	36	36	226	43	VST2436-72W	\$2,551
	24	30	72	212	36	VST2430-72W	\$2,341
	20	36	72	197	36	VST2036-72W	\$2,293
	20	30	72	185	31	VST2030-72W	\$2,223

- chrome hanging bar on right
- one fixed shelf second from bottom on left
- three adjustable shelves
- locking doors available, specify and add \$45 list

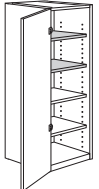
Hanging Bar to Shelves Conversion Kit 			¾	18	2	VST1824SK	\$680
			¾	15	2	VST1524SK	\$674
			¾	16	2	VST1820SK	\$646
			¾	14	2	VST1520SK	\$639

- four shelves
- VST1824SK - for VST2436-84W and VST2436-72W
- VST1524SK - for VST2430-84W and VST2430-72W
- VST1820SK - for VST2036-84W and VST2036-72W
- VST1520SK - for VST2030-84W and VST2030-72W

72" h Wardrobe 	24	18	72	155	23	VST2418-72WR	\$1,685
	24	18	72	155	23	VST2418-72WL	\$1,685
	20	18	72	135	19	VST2018-72WR	\$1,598
	20	18	72	135	19	VST2018-72WL	\$1,598

right shown

- chrome hanging bar on right
- one fixed shelf 29" from cabinet floor
- one adjustable shelf
- locking door available, specify and add \$39 list

Hanging Bar to Shelves Conversion Kit 			¾	16	2	VST1624SK	\$534
			¾	14	2	VST1620SK	\$516

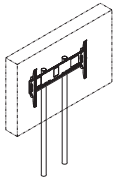
- two shelves
- VST1624SK - for VST2418-84WR/WL and VST2418-72WR/WL
- VST1620SK - for VST2018-84WR/WL and VST2018-72WR/WL

To Order, Specify:

- ① Model Number
- ② Wood Species - Cherry (CH1), Maple (MA1), Walnut (WA1), Black Oak (BO1) or Double Cut (see page VS330)
- ③ Finish Color (see page VS330)
- ④ Edge Profile (see page VS332)
- ⑤ Power and Data Options (see pages VS355-VS365)
- ⑥ Other Product Options



Description	D	W	H	CTN WT	CU FT	① Model	List Price
Flat Screen Mounting Frame	2	14	55	35	4	FSTV	\$1,674



- round 2" tube frame with cable management to inside of credenza
- mounting bracket for TV provided
- available in black (B) or silver (S)
- TV not included
- TV dimension not to exceed 70"w x 38"h to allow proper mounting clearance
- coordinates with VST2472BSCT and VST2436BSCT

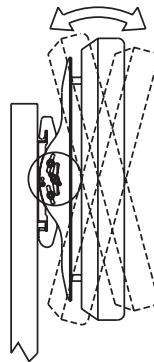
Flat Screen Mount - Universal Bracket (standard with TV, DTV and FSTV model)

Peerless® ST650 universal tilting flat screen mount is supplied with the FSTV Flat Screen Mounting Frame.

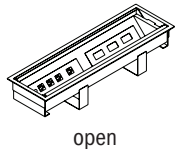
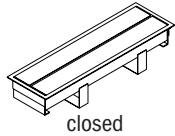
- For use with 32"-50" screens
- Maximum weight 175 lbs. (79kg)
- Tilt 15° forward and -5° backward angles
- Mounting pattern allows up to 6" of vertical adjustment

NOTE: To verify TV interface to universal bracket

1. Access website - www.peerlessmounts.com
2. Locate "Mount Finder™" on home page side navigation bar
3. Enter make and/or model of your flat screen
4. Verify model: ST650 is listed as available model

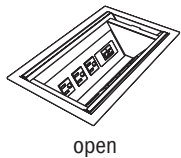
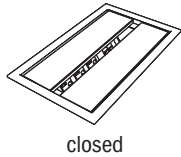


Description	D	W	H	CTN WT	CU FT	① Model	List Price
Power and Data Tilt Out	30	9		7	6	EC4	\$4,941




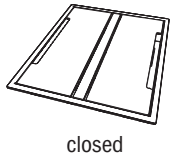
- 30" power and data unit
- retractable doors
- standard in silver pearl powder coat
- brush aluminum doors available; specify and add \$2,031 list
- door design allows cords/cables to exit while doors are in closed position
- seven power receptacles
- one dual powered USB
- accepts up to six (6) Type 1 Telecom Plates; additional plate configurations sold separately, see pages VS360-VS361
- unit ships standard with six (6) TCP101, three (3) TCP110 Telecom Plates and three (3) data adapter kits
- power inserts are UL or ETL listed
- two 108" power cords with molded plugs
- cannot be positioned over table support base

15" Power and Data Unit	15	9		4	2	EC5	\$3,160
-------------------------	----	---	--	---	---	-----	---------



- retractable doors
- available in silver pearl powder coat
- brush aluminum doors available; specify and add \$1,016 list
- door design allows cords/cables to exit while doors are in closed position
- three power receptacles
- one dual powered USB
- accepts up to three (3) Type 1 Telecom Plates; additional plate configurations sold separately, see pages VS360-VS361
- unit ships standard with three (3) TCP101, two (2) TCP110 Telecom Plates and two (2) data adapter kits
- power inserts are UL or ETL listed
- 108" power cord with molded plug
- cannot be positioned over table support base


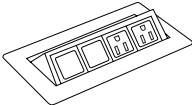



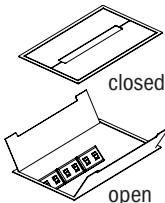
Dual Sided Power and Data Unit	11 1/2	14 3/4		7	2	EC6	\$2,205
--------------------------------	--------	--------	--	---	---	-----	---------



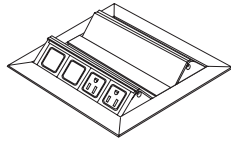
- door design allows cords/cables to exit while doors are in closed position
- eight power receptacles, four per side
- accepts up to eight (8) Type 1 Telecom Plates; additional plate configurations sold separately, see pages VS360-VS361
- unit ships standard with four (4) TCP101, four (4) TCP110 Telecom Plates and two (2) data adapter kits
- lids lift to open and contain an access slot to allow cords to exit while in use
- available in silver pearl and black texture powder coat
- units are UL listed and CSA certified
- 108" power cord with molded plug
- cannot be positioned over table support base

To Order, Specify:

- ① Model number

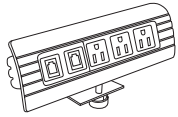
Description	D	W	H	CTN WT	CU FT	① Model	List Price
 <p>Single Sided Power and Data Unit</p> <ul style="list-style-type: none"> · two power receptacles · accepts one (1) Type 1 Telecom Plates; additional plate configurations sold separately, see pages VS360-VS361 · unit ships standard with one (1) TCP101, one (1) TCP110 Telecom Plate and one (1) data adapter kit · additionally accepts up to (4) Type 2 Telecom Jacks · lid lifts to open and contain an access slot to allow cords to exit while in use · available in silver pearl or black textured powder coat finish · units are UL listed and CSA certified · 108" power cord with molded plug · one under surface power receptacle 	5 5/8	9		4	1	EC7	\$840
 <p>Single Sided Power and Data Unit</p> <ul style="list-style-type: none"> · two power receptacles - 120 volt, 15 amp and two openings for voice/data jacks · data adapter kit provided to accept jacks from most port manufacturers (see page VS365) · accepts up to two Type 3 Telecom Jacks (see page VS363) · push to open pop up door · clear anodized aluminum · 72" power cord with molded plug · UL listed 	8 3/8	4		3	1	EC9	\$980
 <p>Mini Power and Data Tilt Up</p> <ul style="list-style-type: none"> · fluid one touch tilt up access · one power receptacle - 120 volt; 15 amp and one opening for voice/data port · data adapter kit provided to accept jacks from most port manufacturers (see page VS365) · accepts up to two Type 3 Telecom Jacks (see page VS363) · 72" power cord with molded plug · drop in field installation required · cut out provided in top at specified location (see page VS364) · UL listed component · Black (B) or Silver (S) finish 	4 1/4	5 1/2		6	1	EC10	\$480
 <p>Mini Power Tilt Up</p> <ul style="list-style-type: none"> · fluid one touch tilt up access · two power receptacles - 120 volt; 15 amp · 72" power cord with molded plug · drop in field installation required · cut out provided in top at specified location (see page VS364) · UL listed component · Black (B) or Silver (S) finish 	4 1/4	5 1/2		6	1	EC11	\$500
 <p>Mini Power and USB Tilt Up</p> <ul style="list-style-type: none"> · fluid one touch tilt up access · one power receptacle - 120 volt; 15 amp dual powered USB · 72" power cord with molded plug · drop in field installation required · cut out provided in top at specified location (see page VS364) · UL listed component · Black (B) or Silver (S) finish 	4 1/4	5 1/2		6	1	EC12	\$622
 <p>Oasis Mini Power Unit</p> <ul style="list-style-type: none"> · undermount power unit with hinged lid · four power receptacles - 120 volt, 15 amp and accepts three telecom plates · unit ships standard with three (3) TCP 101 and two (2) TCP110 Telecom Plates · black interior · 108" power cord · UL listed component · specify metal finish for doors and trim Arctic Silver (ASL), Matte Black (MBK), Pewter (PEW), Soft Nickel (SNK) or Bright White (BWH) 	9	14 3/8	4 3/4	1	1	EC57	\$1,445

Description	D	W	H	CTN WT	CU FT	① Model	List Price
Dual Power and Data Tilt Up	8	8 3/8		16	1	EC13	\$1,266




- fluid one touch tilt up access
- back to back tilt sections
- four power receptacles (2 per side) - 120 volt; 15 amp with four openings for voice/data jacks (2 per side)
- data adapter kit provided to accept jacks from most port manufacturers
- accepts up to four Type 3 Telecom Jacks (see page VS363)
- two 72" power cord with molded plug
- drop in field installation required
- cut out provided in top at specified location
- UL listed component
- available in Silver (S)

Edge Mount Electrical	3	10		16	1	EC15	\$564
-----------------------	---	----	--	----	---	------	-------



- clamp mounts to the edge of the worksurface - requiring minimum 2" surface overhang
- three power receptacles - 120 volt; 15 amp with two voice/data ports
- data adapter kit provided to accept jacks from most port manufacturers
- accepts up to four Type 3 Telecom Jacks (see page VS363)
- 72" power cord with molded plug - exits back of unit
- UL listed component
- clear anodized aluminum

Moire Power Unit	-	-		5	1	EC23	\$627
------------------	---	---	--	---	---	------	-------

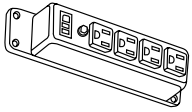


- three 110 outlets
- dual USB-A charging ports
- 72" 3-prong - 15amp plug power feed
- 15amp / 110 volt
- specify Black (BK) or White (WH)

To Order, Specify:

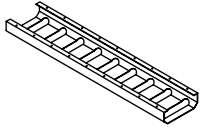
- ① Model number

Description	D	W	H	CTN WT	CU FT	① Model	List Price
Power Strip	1 1/2	1 7/8	8			GP9ACP1-0212	\$91



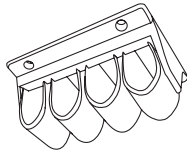
- includes switch
- power surge with 10' cord
- four electrical outlets
- field installed

Wire Management Trays	7 1/2	45				GP9WMT1-0845	\$263
	7 1/2	35				GP9WMT1-0835	\$222
	7 1/2	25				GP9WMT1-0825	\$180



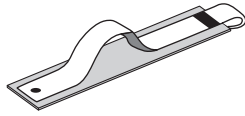
- silver powder-coated finish
- four hanging brackets (CI2C00)

Description	D	W	H	CTN WT	CU FT	① Model	List Price
Cable Management Clip	2 5/8	3 3/4	1 5/8	1	1	0304CMC	\$52




- four retention loops
- field installed with screws provided
- mounts under surface
- black

Wire Management Velcro Straps (Set of 4)	1 3/4	3 1/2	0 1/4	1	1	04WVS	\$54
---	-------	-------	-------	---	---	--------------	-------------



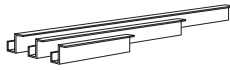
- field installed with adhesive tape provided
- mounts under surface or on vertical panels
- black

Wire Management Channel	2 1/2	36	1	4		36WC	\$77
	2 1/2	24	1	3		24WC	\$69
	2 1/2	12	1	2		12WC	\$60




- black plastic
- field installed with adhesive tape provided

Wire Management Trough	2 1/2	36	2 1/2	3		36WCT	\$148
	2 1/2	24	2 1/2	3		24WCT	\$134
	2 1/2	12	2 1/2	2		12WCT	\$116



- black plastic
- field installed with screws provided


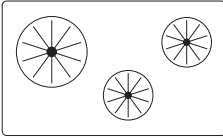
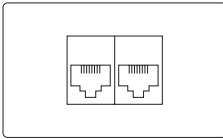
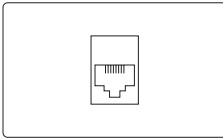
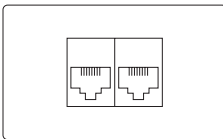
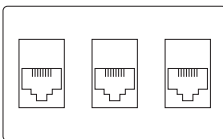

Wire Management Trough	1 1/8	36	2 3/8	1		36WJC	\$63
	1 1/8	24	2 3/8	1		24WJC	\$45
	1 1/8	12	2 3/8	1		12WJC	\$24

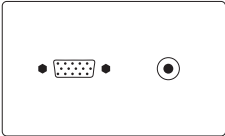
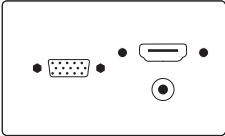
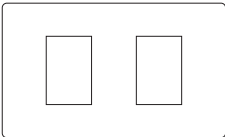

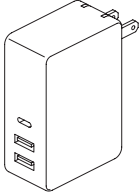


- black plastic
- field installed with adhesive tape provided
- mounts to edge of surface top

To Order, Specify:

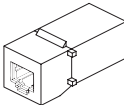
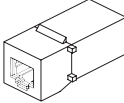
① Model number

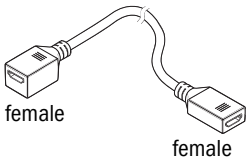
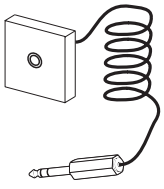
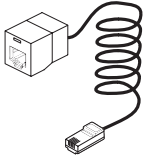
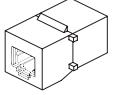
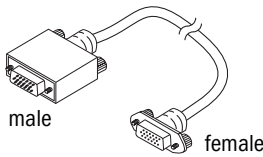
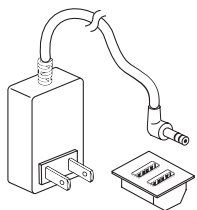
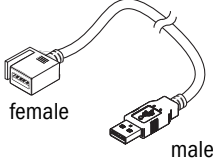
Description	D	W	H	CTN WT	CU FT	① Model	List Price
Data Plate - Blank Cap  <ul style="list-style-type: none"> · for use in EC4, EC5, EC6, EC7 		1 3/4	3 1/8			TCP101	\$15
Data Plate - Three Cord Bushings  <ul style="list-style-type: none"> · for use in EC4, EC5, EC6, EC7 		1 3/4	3 1/8			TCP102	\$59
Data Plate - Two Jacks  <ul style="list-style-type: none"> · one RJ11 Cat3 Jack · one RJ-45 Cat6 Jack · for use in EC4, EC5, EC6, EC7 		1 3/4	3 1/8			TCP103	\$144
Data Plate - One Jack  <ul style="list-style-type: none"> · one RJ-45 Cat6 jack · for use in EC4, EC5, EC6, EC7 		1 3/4	3 1/8			TCP104	\$101
Data Plate - Two Jacks  <ul style="list-style-type: none"> · two RJ-45 Cat6 jacks · for use in EC4, EC5, EC6, EC7 		1 3/4	3 1/8			TCP105	\$192
Data Plate - Three Jacks  <ul style="list-style-type: none"> · three RJ-45 Cat6 jacks · for use in EC4, EC5, EC6, EC7 		1 3/4	3 1/8			TCP106	\$278
Data Plate - HDMI  <ul style="list-style-type: none"> · one HDMI female to female with 36" cord · for use in EC4, EC5, EC6, EC7 		1 3/4	3 1/8			TCP107	\$222

Description	D	W	H	CTN WT	CU FT	① Model	List Price
Data Plate - VGA and Mini-Stereo  <ul style="list-style-type: none"> · one VGA female to female with 72" cord · one Mini-Stereo Inline · for use in EC4, EC5, EC6, EC7 		1 3/4	3 1/8			TCP108	\$230
Data Plate - VGA, HDMI and Mini-Stereo  <ul style="list-style-type: none"> · one VGA female to female with 72" cord · one HDMI female to female with 36" cord · one Mini-Stereo Inline · for use in EC4, EC5, EC6, EC7 		1 3/4	3 1/8			TCP109	\$432
Data Plate - Two Open Data Ports  <ul style="list-style-type: none"> · used with two Type 3 Telecom Jacks; see page VS363 · for use in EC4, EC5, EC6, EC7 		1 3/4	3 1/8			TCP110	\$20
Data Plate - USB 3.0  <ul style="list-style-type: none"> · one USB 3.0 Type A/A with 36" patch cord with male end · for use in EC4, EC5, EC6, EC7 · data transfer port · can become powered USB charging port with addition of TCP111-POW power supply 		1 3/4	3 1/8			TCP111	\$256
USB Charging - Power Supply  <ul style="list-style-type: none"> · USB power supply · for use with TCP111 · converts TCP111 into USB charging port · power source under table or from building required to power unit 						TCP111-POW	\$157

To Order, Specify:

① Model number

Description	D	W	H	CTN WT	CU FT	① Model	List Price
Phone Jack  <ul style="list-style-type: none"> · RJ-11 phone jack · for use in EC7 						TCP201	\$107
Data Jack  <ul style="list-style-type: none"> · CAT6-RJ45 data jack · for use in EC7 						TCP202	\$107

Description	D	W	H	CTN WT	CU FT	① Model	List Price
HDMI Connector  <ul style="list-style-type: none"> · HDMI coupler · 18" cord · female to female connection · for use in EC9, EC10, EC13, EC15 · uses data adapter kit CCC adapter plate 						TCP301	\$117
Mini Stereo Jack  <ul style="list-style-type: none"> · 3.5 mm Mini Stereo Jack · 10 foot cord · female to male connection · for use in EC9, EC10, EC13, EC15 · installs directly into unit without need of data adapter kit 						TCP302	\$33
Network Jack  <ul style="list-style-type: none"> · Cat5e RJ-45 Panduit Jack · Pre-terminated · 9 foot cord · 8-Pin · for use in EC9, EC10, EC13, EC15 · uses data adapter kit FFF adapter plate 						TCP303	\$105
Voice Coupler  <ul style="list-style-type: none"> · AMP Category 3, RJ-11 · 6-Pin · connects to standard phone cord · for use in EC9, EC10, EC13, EC15 · uses data adapter kit CCC adapter plate 						TCP304	\$105
Data Jack - VGA 15 Pin  <ul style="list-style-type: none"> · 120" M/F cable - female-to-male connection · 15 pin connections · provides electronic device to remove display connection · uses data adapter kit HHH adapter plate 						TCP305	\$144
Dual Powered USB Charging  <ul style="list-style-type: none"> · two (2) USB-A connections for USB powered devices or charging mobile electronics · 2000mA (2 amp) charging power per USB port · black or white option · for use in EC9, EC10, EC13, EC15 · installs directly into unit without need of data adapter kit · 27" cord 						TCP306	\$192
Data Jack - USB 3.0  <ul style="list-style-type: none"> · USB 3.0 data jack with 10' cord and male plug · for use in EC9, EC10, EC13, EC15 · data transfer port - no USB charging capability · data transfer speed up to 5gbs/sec · uses data adapter kit CCC adapter plate 						TCP307	\$105

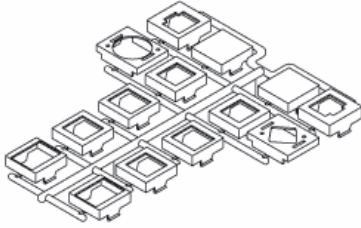
To Order, Specify:

① Model number

Data Adapter Applications

Data adapter kits ship with each power and data unit.

Adapter plates are marked on the back with letter designators to indicate the data jack manufacturer, series and style. Websites are listed below for quick reference to verify data jack series or style.



Included with EC9, EC10, EC13, EC15, TCP110 and CC9CNE1-0708.

NOTE: Verify fit of data jack in adapter before ordering large quantities as manufacturer designs may change without notice.

Adapter	Manufacturer	Website
AA	Uniprise/Systemax/Avaya	www.uniprisesolutions.com
BB	Tyco SL and 100 Connect Series Modular Jacks	www.ampconnect.com
BB	Siemon Keystone Style	www.siemon.com
BB	Allen Tel Versa Tap Series	www.allentel.com
BB	Leviton Quick Port® Series	www.leviton.com
BB	Nordx Keystone Style	www.nordx.com
CC	Tyco SL Coupler Series	www.ampconnect.com
CC	Krone 6000 Series	www.adc.com
CC	Hubbell Xcelerator™ Keystone Series	www.hubbell.com
DD	Blank (no coupler/jack)	
EE	Ortronics TracJack Series	www.ortronics.com
FF	Panduit Mini-Com Series	www.panduit.com
GG	Microphone jack/3-pin XLR, solder type only	
HH	Video Monitor jack/DB-15, panel mount solder style	

The TCP110 Type 1 Data plate comes with the adapter kit to allow installation of data jacks listed above. The TCP110 can be installed in the EC4, EC5, EC6, EC7.

