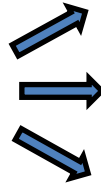
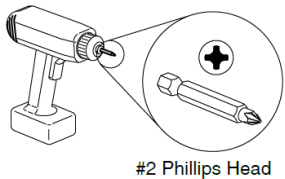



NOSH

FIXED BASE INSTALLATION

Recommended tools



NOTE: all screws provided must be installed for proper installation and compliance with product warranty.

- Nosh tables ship with tops and bases packaged in separate cartons to avoid damage. Base(s) will include the attachment screws in a hardware bag taped to the inside flap of cardboard carton.
- Table tops will have a series of location pre-bore holes  in the bottom surface.
- Install screws provided in the hardware pack with a cordless power drill/driver with clutch setting to avoid stripping the top material.