

1

hospitality hub

Because first impressions are everything.

DESIGN INTENT

Welcoming Feel

Creating a warm and welcoming ambiance, the absence of a formal reception station is replaced by a cozy sectional lounge. Positioned to face a captivating focal point, including a TV, fireplace, and hearth wall, this space exudes a homely charm that invites guests to relax and feel at ease.

Polish Meets Raw

Design refinement of natural walnut herringbone flooring against raw concrete, steam bent white oak dotted with hand tools, exposed ceilings with statement-making wood light fixtures maintains the interesting balance.

Relaxed Details + Elevated Aesthetic

Every detail beckons to be explored and experienced from the generous over-stuffed seating, adorned with comfort wrinkles that entices guests to indulge in repeated sit-tests to the elevated aesthetic that comes to life with refined details like the elegant welt cord and the rich material offering of solid walnut, white oak, and maple. But it is the statement-making fabric that effortlessly blends casual charm with a touch of sophistication. As guests settle in, they are transported to a realm where comfort and elegance intertwine, creating a truly memorable and refined experience.

Blending Tradition with Innovation

The Artifact Shelving Wall showcases JSI's manufacturing capabilities and celebrates our Craft and Connection. It displays curated artifacts, from bending jigs to antique tools, representing our craftsmanship and heritage. Integrated Bent Ply shelves demonstrate our expertise. This wall tells our story.

POET PEB MODULAR LOUNGE

Sectional | Peb Cushion, Wood Leg, Table Wrap, Armless, Chaise
Upholstery: HBF Tattoo Toile Clay
Wood Leg & Table Wrap: Cinder on White Oak

BOURNE LOUNGE

Bourne Lounge Chair and Ottoman
Upholstery: Cortina Issimo Bittersweet
Frame: Valley Coordinate

INDIE POUF


Indie Pouf | 27" d x 12" h
Upholstery: Knoll Buzz Cocoa
Base: Valley Coordinate

TRAIL TABLE

Trail Occasional Table | 36" d x 15.5" h
Veneer Top: Valley (Double Cut)
Base: Aged Bronze



product information & design tools



Poet
Modular



Bourne
Lounge



Indie
Pouf



Trail
Tables



Accent
Pillows



SIF
File



CET
File

1

hospitality hub

Because first impressions are everything.

DESIGN INTENT

Welcoming Feel

Creating a warm and welcoming ambiance, the absence of a formal reception station is replaced by a cozy sectional lounge. Positioned to face a captivating focal point, including a TV, fireplace, and hearth wall, this space exudes a homely charm that invites guests to relax and feel at ease.

Polish Meets Raw

Design refinement of natural walnut herringbone flooring against raw concrete, steam bent white oak dotted with hand tools, exposed ceilings with statement-making wood light fixtures maintains the interesting balance.

Relaxed Details + Elevated Aesthetic

Every detail beckons to be explored and experienced from the generous over-stuffed seating, adorned with comfort wrinkles that entices guests to indulge in repeated sit-tests to the elevated aesthetic that comes to life with refined details like the elegant welt cord and the rich material offering of solid walnut, white oak, and maple. But it is the statement-making fabric that effortlessly blends casual charm with a touch of sophistication. As guests settle in, they are transported to a realm where comfort and elegance intertwine, creating a truly memorable and refined experience.

Blending Tradition with Innovation

The Artifact Shelving Wall showcases JSI's manufacturing capabilities and celebrates our Craft and Connection. It displays curated artifacts, from bending jigs to antique tools, representing our craftsmanship and heritage. Integrated Bent Ply shelves demonstrate our expertise. This wall tells our story.

ARWYN CONFERENCE SWIVEL (in the works)

Arwyn Conference Swivel | Upholstered Back
Upholstery: Gabriel Comfort+ 61015
Frame: Chrome (Premium Polished Casters)

INDIE OTTOMANS

Indie Round Ottoman | 17" d x 16.5" h
Upholstery: Kvadrat Sisu 0375
Wood Leg: Cinder (White Oak)



product information & design tools



Arwyn
Conf



Indie
Ottoman



SIF
File



CET
File

2

hospitality hub

Because first impressions are everything.

DESIGN INTENT

Work & Wait

Designed to behave like a college commons or Starbucks suited for various activities and interactions – this side of our entry hub is ideal for collaboration, social engagement or heads down time while waiting for the visit to begin.

Planter

Our custom planter is used to combine biophilic design elements with effective space division. By incorporating greenery, the environment has a refreshing touch of nature, promoting well-being and connectivity to the outdoors. It doubles as visual barrier, subtly delineating spaces and creating a sense of privacy while maintaining an open and inviting atmosphere.

Banquet Style Touchdown Area

Soft playful curves and ample seating encourages social interaction. Creating a relaxed ambiance by forming a cozy nook for guests to gather and enjoy the greenery, the casual warmth provides a laid-back vibe.

Stop & Swag

Inspired by Mid-century record cabinets with a sleek minimalist design, the clean lines, asymmetrical geometric shapes, and outbound black metal legs create an elevated aesthetic. The diagonal grain direction adds a captivating visual element. Moreover, this piece harmonizes with the wood flooring, elegantly demarcating the end of the Hospitality Hub.

CĀAV MODULAR LOUNGE

Armless | Wood Leg & Power Bolsters
Upholstery: HBF Goosebumps Obsidian 1068-98
Wood Leg: Valley Coordinate

MOTO TABLES

Moto Conical Base Table | 22”d x 26”h
Laminate Top/Coord Edge: Slate Grey
Base: Backdrop

WINK CHAIRS


Wink Armless Wood Guest Chair | Plastic Back
Matte Shell: Toile Red
Wood Leg: Cinder (on White Oak)
Metal Undercarriage: Matte Black

CUSTOM PLANTER

Rectangular Planter Box | 16”d x 180”w x 36”
Adjustable Shelf (Laminate)
Adj Leveling Glides
Wood Finish: Mineral (Flat Cut White Oak)



product information & design tools



Cāav
Modular



Moto
Tables



Wink
Chairs



Accent
Pillows



SIF
File



CET
File

2

hospitality hub

Because first impressions are everything.

DESIGN INTENT

Work & Wait

Designed to behave like a college commons or Starbucks suited for various activities and interactions – this side of our entry hub is ideal for collaboration, social engagement or heads down time while waiting for the visit to begin.

Planter

Our custom planter is used to combine biophilic design elements with effective space division. By incorporating greenery, the environment has a refreshing touch of nature, promoting well-being and connectivity to the outdoors. It doubles as visual barrier, subtly delineating spaces and creating a sense of privacy while maintaining an open and inviting atmosphere.

Banquet Style Touchdown Area

Soft playful curves and ample seating encourages social interaction. Creating a relaxed ambiance by forming a cozy nook for guests to gather and enjoy the greenery, the casual warmth provides a laid-back vibe.

Stop & Swag

Inspired by Mid-century record cabinets with a sleek minimalist design, the clean lines, asymmetrical geometric shapes, and outbound black metal legs create an elevated aesthetic. The diagonal grain direction adds a captivating visual element. Moreover, this piece harmonizes with the wood flooring, elegantly demarcating the end of the Hospitality Hub.

BOURNE TABLES

Rect Bar Height Table | 42"d x 72"w x 40"h
Acc Hooks and Table Top Power
Veneer Top: Cinder (Double Cut)
Wood Base: Cinder (Maple Std)

BOURNE STOOLS

Bourne Bar Stools
Upholstery1: HBF Laugh Lines Clay
Upholstery 2: LUUM Photogram Heliograph
Leg: Valley Coordinate w/ Matte Black Footrail

INDIE BENCHES

Indie Oval Bench | 18"d x 60"w x 31"h
Upholstery: MHM Spindle Stoke
Wood Base: Valley Coordinate (Birch)

CUSTOM SWAG CREDENZA

Hinged Door Credenas | 32"d x 78"w x 38"h
Veneer Top: 1 3/16" Walnut Veneer (Flat-Cut)
Three Storage Compartments
End Door1: Matte Black Laminate (Wilsonart Traceless)
Center Door: Walnut Veneer (Flat-Cut Diagonal Grain)
End Door2: Walnut Veneer (Flat-Cut Diagonal Grain)
Finished Back Panel: Walnut Veneer (Flat-Cut Diagonal)



product information & design tools



Bourne
Table



Bourne
Stools



Indie
Bench



SIF
File



CET
File

3

hospitality hub

Because first impressions are everything.

DESIGN INTENT

Instagrammable Moment

Immerse yourself in the captivating culture of the brand as you step into a world where visitors become part of the story. A signature photo opportunity awaits, where you can express your love for what you do and share it with the world. The LWYD (Love What You Do) photo opp invites you to capture a moment that embodies the essence of joy and passion. As you explore the space, don't forget to pause and capture a snapshot, cherishing the memories made within these walls. It's a chance to showcase your connection with JSI and be part of a vibrant community that celebrates the beauty of shared experiences. So, strike a pose and let your enthusiasm shine through as you embark on a visual journey that reflects the love and excitement of your visit.

Steambending Artwork

Craft & Connection – Steambending is truly an art that transforms rigid timber into gracefully curved forms through the precise application of heat & steam.

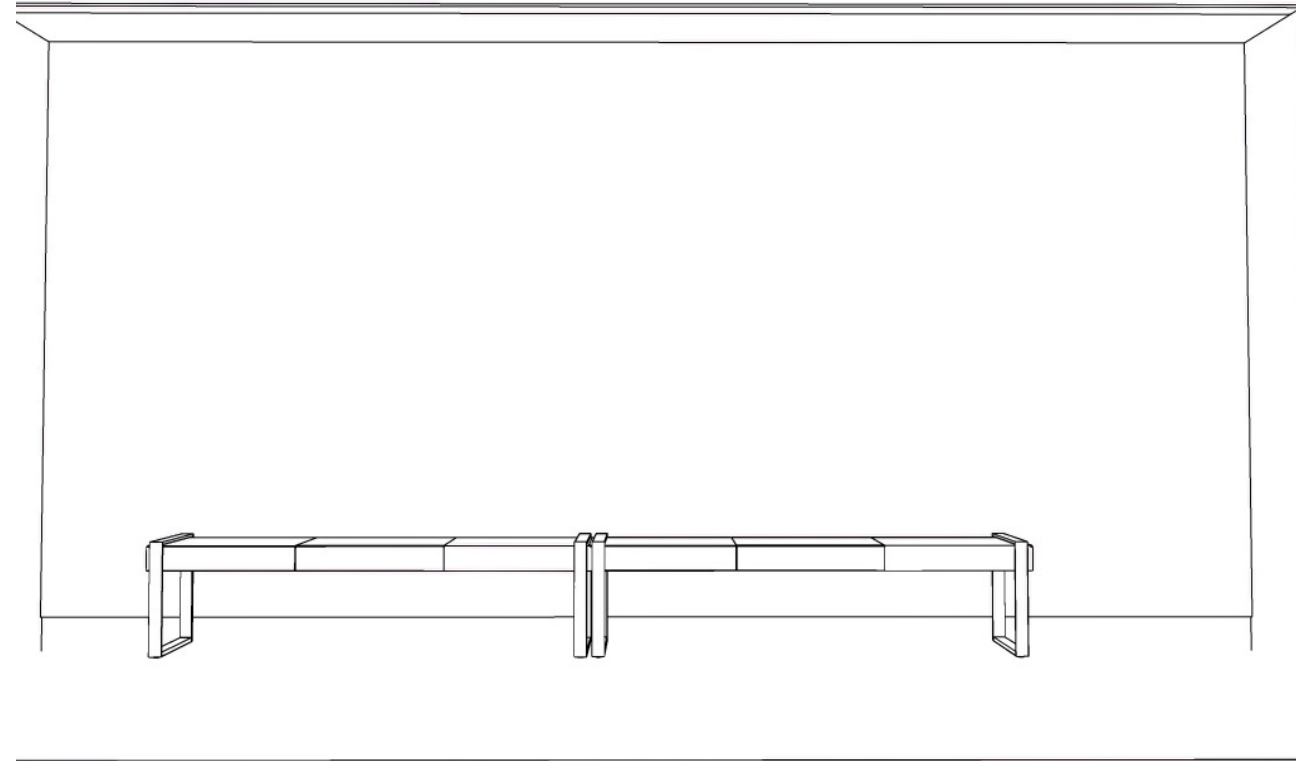
Craftsmen skillfully steam and shape wood, ensuring its pliability, while balancing temperature and moisture. Guiding the wood through a bending jig, they create flawlessly shaped pieces. Meticulous sanding and finishing accentuate fluid lines and showcase the organic beauty of the wood. Each elegant handcrafted back exemplifies the enduring allure of traditional techniques and the timeless beauty of natural materials. Steambending stands at the intersection of tradition and innovation, producing masterpieces that stand the test of time in a world dominated by mass-produced furniture.

NATIVE BENCHES

Native Benches

Fabric: Kvadrat Sisu

Metal Frame: Soft Bronze



product information & design tools



Native
Bench



SIF
File



CET
File