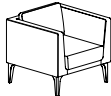


Arwyn - Overview

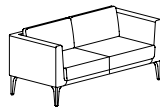
Lounge - Cushion Back



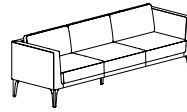
[Single Seat, Small Scale](#)



[Single Seat](#)



[Two Seat](#)



[Three Seat](#)

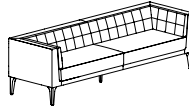
Lounge - Quilted Wrap



[Single Seat](#)

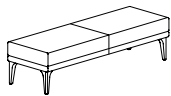


[Two Seat](#)

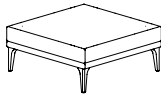


[Three Seat](#)

Lounge - Benches/Ottomans



[Rectangular Benches](#)



[Square Ottomans](#)

Guest + Crossover with Wood Leg



[Guest](#)



[High Back](#)



[Ottoman](#)

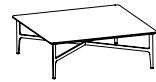
Tables with Wood Legs



[19"h](#)



[21"h](#)



[16"h](#)

Guest + Crossover with Metal Leg



[Guest](#)



[High Back](#)



[Ottoman](#)

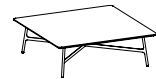
Tables with Metal Legs



[19"h](#)



[21"h](#)



[16"h](#)

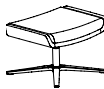
Swivel Guest + Crossover with 4 Star Base



[Swivel Guest](#)



[High Back](#)



[Ottoman](#)

Swivel Guest with 5 Star Base



[Swivel Guest](#)

Arwyn Lounge Order Check List:



Specify:

☐ 1. Model Number

☐ 2. Fabric Selection

A. Frame/Apron - Vendor, Pattern and Color

B. Back Cushion/Quilt Wrap - Vendor, Pattern and Color

C. Seat Cushion - Vendor, Pattern and Color

☐ 3. Back Cushion - Plain (PBC) or Quilted (QBC), specify and upcharge applies

☐ 4. Seat Cushion - Plain (PSC) or Quilted (QSC), specify and upcharge applies

☐ 5. Foot Option

A. Wood (WF)

B. Metal Finish (MF)

☐ 6. Arm Caps - Wood (W) add \$195, Solid Surface (S) add \$314 or 3D Black Laminate (B3L), add \$195 list per set

☐ 7. Optional Power in the Side Arm - Black (B) or White (W); add \$385 list each, specify location (as seated)

Example:

AW6011 (model #)	Maharam (fabric vendor)	Mode (pattern name)	Sycamore (pattern color)	QBC (back cushion)	WF (foot option)	BAR (finish)	No (power)
fabric specified per zone							

1. Model Number

2. Fabric Selection - Please supply the following:
Fabric vendor/ Pattern name/ Pattern color
[For a complete list of JSI Standard and Graded-In Textiles click here](#)

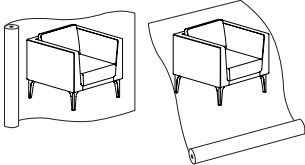
- Indicate direction of fabric - Railroaded or Up the Roll
- Please provide illustration, if available

All COM orders must include the following:

- Vendor's name, pattern name and color
- Sample of the fabric attached to the order
- Model numbers of items for fabric application
- Special application instructions
- Customer and purchase order number

Ship prepaid COM material to:
JSI
Attn: COM Department
201 East Martin Street
Receiving B, Dock 71
Orleans, IN 47452

Application of fabric:
Railroaded Up the Roll



All COM orders will ship at standard lead time from receipt of COM except for orders requiring special custom matched finishes.

3. Back Cushion:

Available in Plain (PBC) or Quilted (QBC).

4. Seat Cushion:

Available in Plain (PSC) or Quilted (QSC).

5. Foot Options:

A. Wood Maple Foot (WF)

BAR	Barrel	MCH	Mocha
BRK	Brickdust	OBK	Outback
BUF	Buff	PIL	Pilsner
CSK	Cask	PIN	Pinnacle Walnut
CND	Cinder	RAV	Raven
CLY	Clay	RYE	Rye
EGR	Egret	SAB	Sable
FAW	Fawn	SAD	Saddle
FLX	Flax	SIE	Sienna
FLN	Flint	TRF	Truffle
FLO	Florence Walnut	UMB	Umber
LOF	Loft	VAL	Valley
MES	Mesa	WLH	Walnut Heights
MIN	Mineral		

B. Metal Foot (MF)

ABZ	Aged Bronze	PEW	Pewter
ASL	Arctic Silver	PAM	Polished Aluminum
GLD	Gold	SBZ	Soft Bronze
MBK	Matte Black	SNK	Soft Nickel

6. Arm Cap**A. Wood (WAC)**

BAR	Barrel	MCH	Mocha
BRK	Brickdust	OBK	Outback
BUF	Buff	PIL	Pilsner
CSK	Cask	PIN	Pinnacle Walnut
CND	Cinder	RAV	Raven
CLY	Clay	RYE	Rye
EGR	Egret	SAB	Sable
FAW	Fawn	SAD	Saddle
FLX	Flax	SIE	Sienna
FLN	Flint	TRF	Truffle
FLO	Florence Walnut	UMB	Umber
LOF	Loft	VAL	Valley
MES	Mesa	WLH	Walnut Heights
MIN	Mineral		

B. Solid Surface (SAC)

ONX	Black Onyx Mirage	HST	Hot Stone
DWH	Designer White	SOG	Soothing Grey

C. Black 3D Laminate (B3LAC)

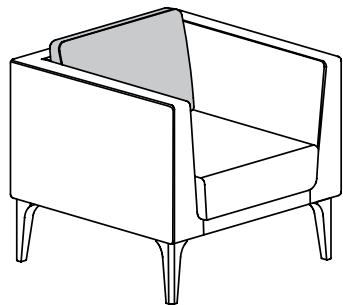
7. Optional Power in the Side Arm

Available in Black (B) or White (W), add \$385 list each, specify location (as seated)

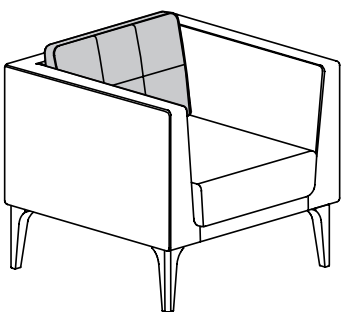
Arwyn Lounge

Lounge Single, Two and Three seat models offer two back styles for aesthetic appeal. Models can be selected with fixed cushion back or quilted wrap. In addition the cushion back models can be specified with plain or quilted back. All cushions are fixed.

Cushion Back

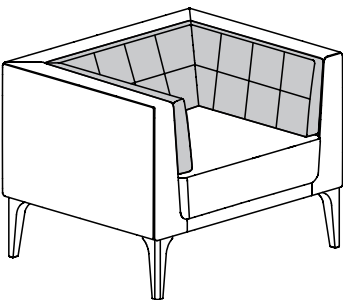


Plain Back



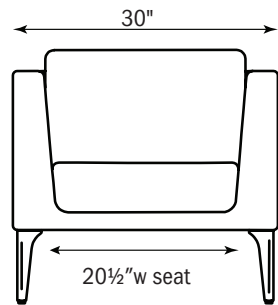
Quilted Back

Quilted Wrap

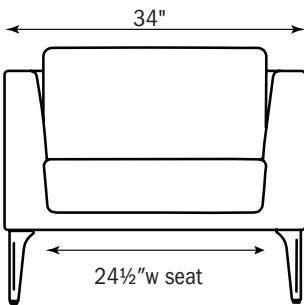


Seat Width

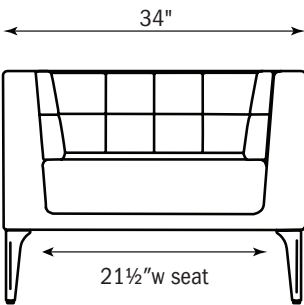
Arwyn Single Seat with Cushion Back offers a small scale option, which also reduces the seating space.



Small Scale
Cushion Back



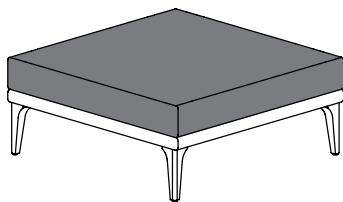
Cushion Back



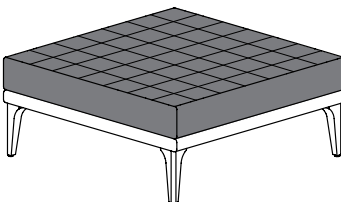
Quilted Wrap

Seat Cushion

Ottoman and benches offer a choice of plain or quilted seat fixed cushion..



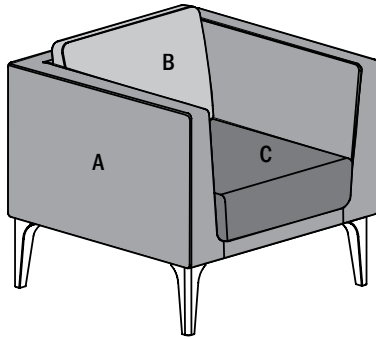
Plain Seat



Quilted Seat

Fabric Application

Arwyn affords the ability to be specified with multiply upholsteries to create a unique look. Upholstery zones are defined by the style of the unit.

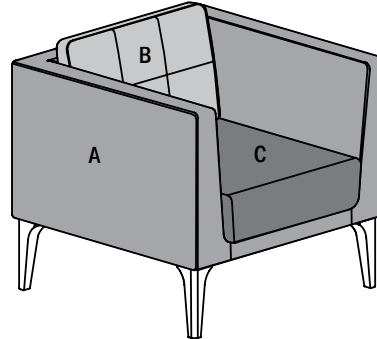


Plain Back Cushion

A = Frame

B = Back Cushion

C = Seat Cushion

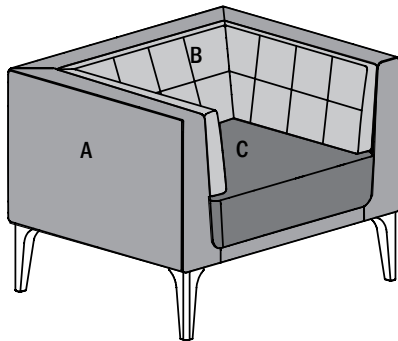


Quilted Back Cushion

A = Frame

B = Quilted Back Cushion

C = Seat Cushion

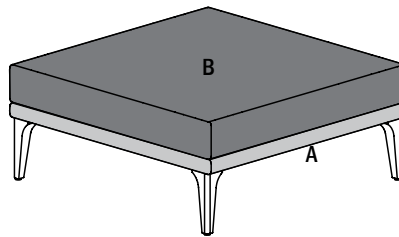


Quilted Wrap

A = Frame

B = Quilt Wrap

C = Seat Cushion



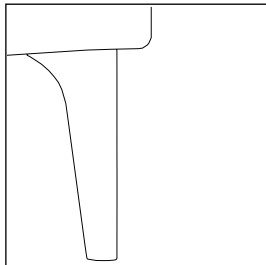
Ottoman

A = Apron

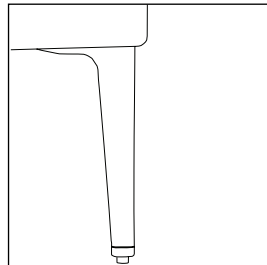
B = Seat Cushion

Foot Option

Lounge, benches and ottoman models are available with options of wood or metal feet.



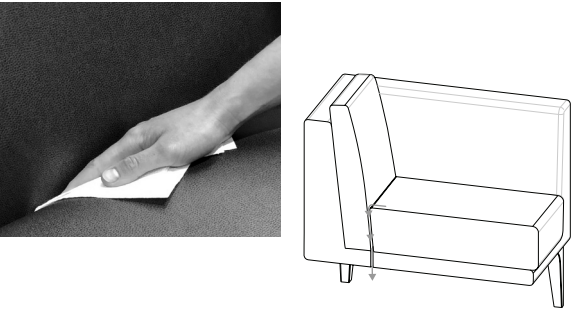
Wood



Metal

Discreet Cleanout

Single seat with cushion back models (AW6010-CO and AW6011-CO) offer a discreet cleanout for ease in cleaning. Cleanout is incorporated in such a way as to not be noticeable from the approach, as well as provide sufficient pass through to an opening in the bottom of the chair.



Arm Caps

Available in wood, solid surface and 3D Black Laminate. 3D Black laminate is fully sealed to prevent water, bacteria and dirt from penetrating through surface.



Wood - add \$195

- BAR Barrel
- BRK Brickdust
- BUF Buff
- CSK Cask
- CND Cinder
- CLY Clay
- EGR Egret
- FAW Fawn
- FLX Flax
- FLN Flint
- FLO Florence Walnut
- LOF Loft
- MES Mesa
- MIN Mineral

- MCH Mocha
- OBK Outback
- PIL Pilsner
- PIN Pinnacle Walnut
- RAV Raven
- RYE Rye
- SAB Sable
- SAD Saddle
- SIE Sienna
- TRF Truffle
- UMB Umber
- VAL Valley
- WLH Walnut Heights

Solid Surface - add \$314

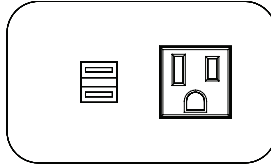
- ONX Black Onyx Mirage
- DWH Designer White
- HST Hot Stone
- SOG Soothing Grey

3D Black Laminate - add \$195

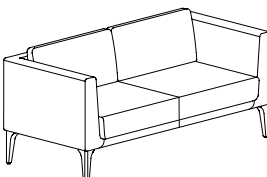
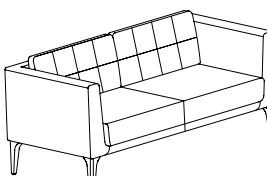
"available in Black ONLY"

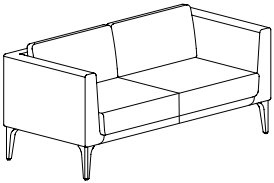
Optional Power in the Side Arm

Specify optional power in the left or right side arm of lounge models or in both arms of two and three seaters; add \$385 list per powered arm.

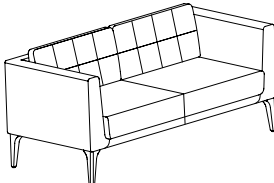
**EC48**

- One 12A, 120 VAC spill resistant receptacles
- Two 2.1A (11W) USB charging ports
- Cord Length 108"
- 90" Flat Plug with 45 degree rotation
- Specify Black (B) or White (W)
- Factory Installed
- ETL Listed

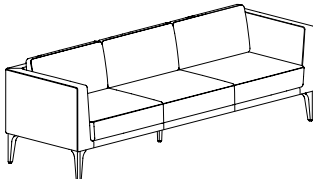
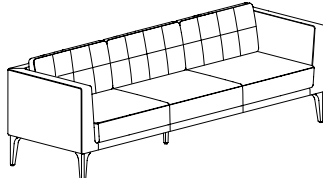
Description		① Model	Specifications				List Price Per Grade		
<div>Two Seat - Cushion Back</div> <div> plain back shown</div> <div> quilted back shown</div>		<div>AW6012</div> <ul style="list-style-type: none">• select maple wood feet or metal feet, JSI standard finishes• specify upholstery on frame separately from upholstery on back cushion and separately from upholstery on seat cushion• quilted back cushion available, specify and add \$176 list• arm caps available: wood, solid surface or 3D black laminate - upcharges apply• power available in the side arm - upcharge applies	Dimensions		D	W	H	COM	\$3,149
			Overall	29 ½	63	29 ¼	A	\$3,247	
Seat	20		56 ½	16 ¼	B	\$3,442			
Arm				26 ¼	COL/C	\$3,783			
Overall Upholstery			Shipping			D	\$4,220		
COM Ydg	8 ¾		Ctn Wt	110	E	\$4,659			
COL Sq Ft	193		Cu Ft	37	F	\$5,340			
Frame						G	\$6,071		
COM Ydg	4 ⅝					H	\$6,849		
COL Sq Ft	101					I	\$8,065		
Back Cushion					J	\$9,526			
COM Ydg	2				L1	\$6,996			
COL Sq Ft	44				L2	\$8,065			
Seat Cushion									
COM Ydg	2 ½								
COL Sq Ft	55								



plain back shown



quilted back shown

Description	1 Model	Specifications				List Price Per Grade	
Three Seat - Cushion Back	<div><div><p>plain back shown</p><p>quilted back shown</p></div><div><p>AW6013</p><ul style="list-style-type: none">• select maple wood feet or metal feet, JSI standard finishes• specify upholstery on frame separately from upholstery on back cushion and separately from upholstery on seat cushion• quilted back cushion available, specify and add \$234 list• arm caps available: wood, solid surface or 3D black laminate - upcharges apply• power available in the side arm - upcharge applies</div></div>					COM	\$4,056
						A	\$4,192
						B	\$4,455
						COL/C	\$4,920
						D	\$5,516
						E	\$6,113
						F	\$7,039
						G	\$8,033
						H	\$9,093
						I	\$10,749
						J	\$12,737
						L1	\$9,822
						L2	\$11,413

Dimensions		D	W	H
Overall		29 ½	90	29 ¼
Seat		20	80 ½	16 ¼
Arm				26 ¼
Overall Upholstery		Shipping		
COM Ydg	12 ¼	Ctn Wt	140	
COL Sq Ft	294	Cu Ft	52	
Frame Upholstery				
COM Ydg	5 ½			
COL Sq Ft	132			
Back Cushion				
COM Ydg	3			
COL Sq Ft	72			
Seat Cushion				
COM Ydg	3 ¾			
COL Sq Ft	90			

To Order, Specify:

- 1 Model Number
- 2 Fabric Selection - vendor, pattern and color
 - a.) Frame
 - b.) Back Cushion
 - c.) Seat Cushion
 Visit www.jsifurniture.com/finishes-and-materials/textiles for our textiles program. See selection of standard and graded in manufacturers and patterns.
- 3 Back Cushion
 - a.) Plain (PBC)
 - b.) Quilted (QBC) - upcharge applies
- 4 Foot Option
 - a.) Wood - [See Wood Foot Option](#)
 - b.) Metal Finish - [See Metal Foot Option](#)
- 5 Arm Caps - Wood (W) add \$195, Solid Surface (S) add \$314 or 3D Black Laminate (B3L) add \$195 list per set
- 6 Optional Power in the Side Arm - Black (B) or White (W) - indicate left or right (as seated) add \$385 each

Specifications

- Frame constructed of hardwood solids and plywood. Joinery includes puzzle joints and lap joints with metal fasteners.
- Wood legs include metal mounting plate and fixed metal glides.
- Metal legs feature adjustable foot with nylon glide and ½" adjustment range.
- Upholstery is tailor sewn over multi-density high resilience polyurethane foam.
- Seat cushion thickness 3 ½".
- Back cushion tapered thickness - 2 ½" at top - 4 ¾" at bottom.

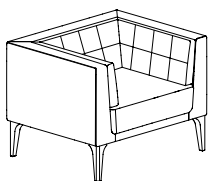
Description

① Model

Specifications

List Price Per Grade

Single Seat - Quilted Wrap



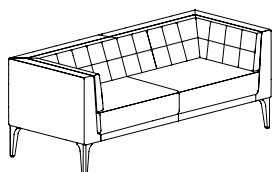
AW6021

- select maple wood feet or metal feet, JSI standard finishes
- specify upholstery on frame separately from upholstery on quilted wrap and separately from upholstery on seat cushion
- arm caps available: wood, solid surface or 3D black laminate - upcharges apply
- power available in the side arm - upcharge applies

Dimensions	D	W	H
Overall	29 ½	34	26 ½
Seat	20	21	16 ¼
Arm			26 ¼
Overall Upholstery		Shipping	
COM Ydg	7 ½	Ctn Wt	79
COL Sq Ft	150	Cu Ft	19
Frame			
COM Ydg	3 ¾		
COL Sq Ft	75		
Quit Wrap			
COM Ydg	1 ¾		
COL Sq Ft	35		
Seat Cushion			
COM Ydg	1 ⅝		
COL Sq Ft	26		

COM	\$2,711
A	\$2,767
B	\$2,875
COL/C	\$3,063
D	\$3,307
E	\$3,551
F	\$3,929
G	\$4,335
H	\$4,768
I	\$5,442
J	\$6,254
L1	\$4,631
L2	\$5,173

Two Seat - Quilted Wrap



AW6022

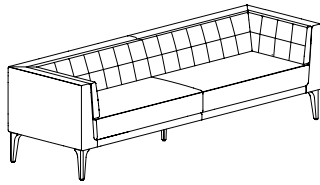
- select maple wood feet or metal feet, JSI standard finishes
- specify upholstery on frame separately from upholstery on quilted wrap and separately from upholstery on seat cushion
- arm caps available: wood, solid surface or 3D black laminate - upcharges apply
- power available in the side arm - upcharge applies

Dimensions	D	W	H
Overall	29 ½	63	26 ½
Seat	20	51	16 ¼
Arm			26 ¼
Overall Upholstery		Shipping	
COM Ydg	10	Ctn Wt	125
COL Sq Ft	220	Cu Ft	34
Frame			
COM Ydg	4 ⅝		
COL Sq Ft	101		
Quit Wrap			
COM Ydg	2		
COL Sq Ft	42		
Seat Cushion			
COM Ydg	2 ½		
COL Sq Ft	55		

COM	\$3,462
A	\$3,550
B	\$3,721
COL/C	\$4,026
D	\$4,414
E	\$4,805
F	\$5,410
G	\$6,058
H	\$6,751
I	\$7,833
J	\$9,130
L1	\$6,880
L2	\$7,833

Description

Three Seat - Quilted Wrap



① Model

AW6023

- select maple wood feet or metal feet, JSI standard finishes
- specify upholstery on frame separately from upholstery on quilted wrap and separately from upholstery on seat cushion
- arm caps available: wood, solid surface or 3D black laminate - upcharges apply
- power available in the side arm - upcharge applies

Specifications

Dimensions	D	W	H
Overall	29 ½	90	26 ½
Seat	20	78	16 ¼
Arm			26 ½
Overall Upholstery		Shipping	
COM Ydg	12 ½	Ctn Wt	160
COL Sq Ft	300	Cu Ft	48
Frame			
COM Ydg	5 ½		
COL Sq Ft	132		
Quit Wrap			
COM Ydg	3		
COL Sq Ft	72		
Seat Cushion			
COM Ydg	3 ¾		
COL Sq Ft	90		

List Price Per Grade

COM	\$4,536
A	\$4,628
B	\$4,813
COL/C	\$5,136
D	\$5,548
E	\$5,962
F	\$6,606
G	\$7,294
H	\$8,031
I	\$9,179
J	\$10,557
L1	\$8,536
L2	\$9,639

To Order, Specify:

- ① Model Number
- ② Fabric Selection - vendor, pattern and color
 - a.) Frame
 - b.) Quilt Wrap
 - c.) Seat Cushion

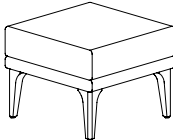
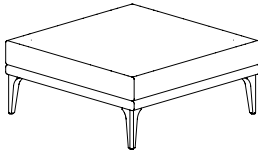
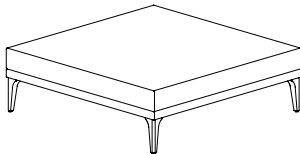
Visit www.jsifurniture.com/finishes-and-materials/textiles for our textiles program. See selection of standard and graded in manufacturers and patterns.
- ③ Foot Option
 - a.) Wood - [See Wood Foot Option](#)
 - b.) Metal Finish - [See Metal Foot Option](#)
- ④ Arm Caps - Wood (W) add \$195, Solid Surface (S) add \$314 or 3D Black Laminate (B3L) add \$195 list per set
- ⑤ Optional Power in the Side Arm - Black (B) or White (W) - indicate left or right (as seated) add \$385 each

Specifications

- Frame constructed of hardwood solids and plywood. Joinery includes puzzle joints and lap joints with metal fasteners.
- Wood legs include metal mounting plate and fixed metal glides.
- Metal legs feature adjustable foot with nylon glide and ½" adjustment range.
- Upholstery is tailor sewn over multi-density high resilience polyurethane foam.
- Seat cushion thickness 3 ½".
- Back cushion tapered thickness - 2 ½ at top - 4 ¾ at bottom.

Description	① Model	Specifications	List Price Per Grade																																												
19 x 60" Rectangular Bench"	AW1960 <ul style="list-style-type: none"> select maple wood feet or metal feet, JSI standard finishes specify upholstery on apron separately from upholstery on seat quilted bench seat cushion available, specify and add \$147 list 	<table> <tr> <th>Dimensions</th><th>D</th><th>W</th><th>H</th></tr> <tr> <td>Overall</td><td>19</td><td>60</td><td>15 ¼</td></tr> <tr> <th colspan="2">Overall Upholstery</th><th colspan="2">Shipping</th></tr> <tr> <td>COM Ydg</td><td>2 ½</td><td>Ctn Wt</td><td>63</td></tr> <tr> <td>COL Sq Ft</td><td>50</td><td>Cu Ft</td><td>13</td></tr> <tr> <th colspan="4">Apron</th></tr> <tr> <td>COM Ydg</td><td>1 ¾</td><td></td><td></td></tr> <tr> <td>COL Sq Ft</td><td>35</td><td></td><td></td></tr> <tr> <th colspan="4">Seat Cushion</th></tr> <tr> <td>COM Ydg</td><td>1 ¾</td><td></td><td></td></tr> <tr> <td>COL Sq Ft</td><td>35</td><td></td><td></td></tr> </table>	Dimensions	D	W	H	Overall	19	60	15 ¼	Overall Upholstery		Shipping		COM Ydg	2 ½	Ctn Wt	63	COL Sq Ft	50	Cu Ft	13	Apron				COM Ydg	1 ¾			COL Sq Ft	35			Seat Cushion				COM Ydg	1 ¾			COL Sq Ft	35			COM \$1,890 A \$1,911 B \$1,955 COL/C \$2,031 D \$2,127 E \$2,226 F \$2,375 G \$2,539 H \$2,711 I \$2,982 J \$3,307 L1 \$2,657 L2 \$2,875
Dimensions	D	W	H																																												
Overall	19	60	15 ¼																																												
Overall Upholstery		Shipping																																													
COM Ydg	2 ½	Ctn Wt	63																																												
COL Sq Ft	50	Cu Ft	13																																												
Apron																																															
COM Ydg	1 ¾																																														
COL Sq Ft	35																																														
Seat Cushion																																															
COM Ydg	1 ¾																																														
COL Sq Ft	35																																														

19 x 72" Rectangular Bench"	AW1972 <ul style="list-style-type: none"> select maple wood feet or metal feet, JSI standard finishes specify upholstery on apron separately from upholstery on seat quilted bench seat cushion available, specify and add \$234 list 	<table> <tr> <th>Dimensions</th><th>D</th><th>W</th><th>H</th></tr> <tr> <td>Overall</td><td>19</td><td>72</td><td>15 ¼</td></tr> <tr> <th colspan="2">Overall Upholstery</th><th colspan="2">Shipping</th></tr> <tr> <td>COM Ydg</td><td>2 ¾</td><td>Ctn Wt</td><td>67</td></tr> <tr> <td>COL Sq Ft</td><td>55</td><td>Cu Ft</td><td>16</td></tr> <tr> <th colspan="4">Apron</th></tr> <tr> <td>COM Ydg</td><td>2 ½</td><td></td><td></td></tr> <tr> <td>COL Sq Ft</td><td>50</td><td></td><td></td></tr> <tr> <th colspan="4">Seat Cushion</th></tr> <tr> <td>COM Ydg</td><td>2 ½</td><td></td><td></td></tr> <tr> <td>COL Sq Ft</td><td>50</td><td></td><td></td></tr> </table>	Dimensions	D	W	H	Overall	19	72	15 ¼	Overall Upholstery		Shipping		COM Ydg	2 ¾	Ctn Wt	67	COL Sq Ft	55	Cu Ft	16	Apron				COM Ydg	2 ½			COL Sq Ft	50			Seat Cushion				COM Ydg	2 ½			COL Sq Ft	50			COM \$2,033 A \$2,058 B \$2,107 COL/C \$2,192 D \$2,302 E \$2,411 F \$2,582 G \$2,765 H \$2,959 I \$3,262 J \$3,628 L1 \$2,898 L2 \$3,142
Dimensions	D	W	H																																												
Overall	19	72	15 ¼																																												
Overall Upholstery		Shipping																																													
COM Ydg	2 ¾	Ctn Wt	67																																												
COL Sq Ft	55	Cu Ft	16																																												
Apron																																															
COM Ydg	2 ½																																														
COL Sq Ft	50																																														
Seat Cushion																																															
COM Ydg	2 ½																																														
COL Sq Ft	50																																														

Description	① Model	Specifications	List Price Per Grade																																												
19½ Square Ottoman” 	AW2020 <ul style="list-style-type: none">• select maple wood feet or metal feet, JSI standard finishes• specify upholstery on apron separately from upholstery on seat• quilted ottoman seat cushion available, specify and add \$117 list	<table><tr><th>Dimensions</th><th>D</th><th>W</th><th>H</th></tr><tr><td>Overall</td><td>19 ½</td><td>19 ½</td><td>15 ¼</td></tr><tr><th>Overall Upholstery</th><th colspan="3">Shipping</th></tr><tr><td>COM Ydg</td><td>1</td><td>Ctn Wt</td><td>50</td></tr><tr><td>COL Sq Ft</td><td>20</td><td>Cu Ft</td><td>7</td></tr><tr><th>Apron</th><th colspan="3"></th></tr><tr><td>COM Ydg</td><td>½</td><td colspan="2"></td></tr><tr><td>COL Sq Ft</td><td>10</td><td colspan="2" rowspan="2"></td></tr><tr><th>Seat Cushion</th><th colspan="3"></th></tr><tr><td>COM Ydg</td><td>¾</td><td colspan="2"></td></tr><tr><td>COL Sq Ft</td><td>15</td><td colspan="2"></td></tr></table>	Dimensions	D	W	H	Overall	19 ½	19 ½	15 ¼	Overall Upholstery	Shipping			COM Ydg	1	Ctn Wt	50	COL Sq Ft	20	Cu Ft	7	Apron				COM Ydg	½			COL Sq Ft	10			Seat Cushion				COM Ydg	¾			COL Sq Ft	15			COM \$946 A \$956 B \$978 COL/C \$1,016 D \$1,064 E \$1,114 F \$1,188 G \$1,270 H \$1,357 I \$1,492 J \$1,653 L1 \$1,330 L2 \$1,439
Dimensions	D	W	H																																												
Overall	19 ½	19 ½	15 ¼																																												
Overall Upholstery	Shipping																																														
COM Ydg	1	Ctn Wt	50																																												
COL Sq Ft	20	Cu Ft	7																																												
Apron																																															
COM Ydg	½																																														
COL Sq Ft	10																																														
Seat Cushion																																															
COM Ydg	¾																																														
COL Sq Ft	15																																														
36 Square Ottoman” 	AW3636 <ul style="list-style-type: none">• select maple wood feet or metal feet, JSI standard finishes• specify upholstery on apron separately from upholstery on seat• quilted ottoman seat cushion available, specify and add \$176 list	<table><tr><th>Dimensions</th><th>D</th><th>W</th><th>H</th></tr><tr><td>Overall</td><td>36</td><td>36</td><td>15 ¼</td></tr><tr><th>Overall Upholstery</th><th colspan="3">Shipping</th></tr><tr><td>COM Ydg</td><td>2 ¼</td><td>Ctn Wt</td><td>72</td></tr><tr><td>COL Sq Ft</td><td>45</td><td>Cu Ft</td><td>14</td></tr><tr><th>Apron</th><th colspan="3"></th></tr><tr><td>COM Ydg</td><td>½</td><td colspan="2"></td></tr><tr><td>COL Sq Ft</td><td>10</td><td colspan="2" rowspan="2"></td></tr><tr><th>Seat Cushion</th><th colspan="3"></th></tr><tr><td>COM Ydg</td><td>1 ¾</td><td colspan="2"></td></tr><tr><td>COL Sq Ft</td><td>35</td><td colspan="2"></td></tr></table>	Dimensions	D	W	H	Overall	36	36	15 ¼	Overall Upholstery	Shipping			COM Ydg	2 ¼	Ctn Wt	72	COL Sq Ft	45	Cu Ft	14	Apron				COM Ydg	½			COL Sq Ft	10			Seat Cushion				COM Ydg	1 ¾			COL Sq Ft	35			COM \$1,911 A \$1,936 B \$1,985 COL/C \$2,070 D \$2,181 E \$2,290 F \$2,459 G \$2,642 H \$2,837 I \$3,141 J \$3,506 L1 \$2,775 L2 \$3,019
Dimensions	D	W	H																																												
Overall	36	36	15 ¼																																												
Overall Upholstery	Shipping																																														
COM Ydg	2 ¼	Ctn Wt	72																																												
COL Sq Ft	45	Cu Ft	14																																												
Apron																																															
COM Ydg	½																																														
COL Sq Ft	10																																														
Seat Cushion																																															
COM Ydg	1 ¾																																														
COL Sq Ft	35																																														
48 Square Ottoman” 	AW4848 <ul style="list-style-type: none">• select maple wood feet or metal feet, JSI standard finishes• specify upholstery on apron separately from upholstery on seat• quilted ottoman seat cushion available, specify and add \$205 list	<table><tr><th>Dimensions</th><th>D</th><th>W</th><th>H</th></tr><tr><td>Overall</td><td>48</td><td>48</td><td>15 ¼</td></tr><tr><th>Overall Upholstery</th><th colspan="3">Shipping</th></tr><tr><td>COM Ydg</td><td>3</td><td>Ctn Wt</td><td>101</td></tr><tr><td>COL Sq Ft</td><td>60</td><td>Cu Ft</td><td>25</td></tr><tr><th>Apron</th><th colspan="3"></th></tr><tr><td>COM Ydg</td><td>½</td><td colspan="2"></td></tr><tr><td>COL Sq Ft</td><td>10</td><td colspan="2" rowspan="2"></td></tr><tr><th>Seat Cushion</th><th colspan="3"></th></tr><tr><td>COM Ydg</td><td>2 ½</td><td colspan="2"></td></tr><tr><td>COL Sq Ft</td><td>50</td><td colspan="2"></td></tr></table>	Dimensions	D	W	H	Overall	48	48	15 ¼	Overall Upholstery	Shipping			COM Ydg	3	Ctn Wt	101	COL Sq Ft	60	Cu Ft	25	Apron				COM Ydg	½			COL Sq Ft	10			Seat Cushion				COM Ydg	2 ½			COL Sq Ft	50			COM \$2,135 A \$2,165 B \$2,225 COL/C \$2,327 D \$2,462 E \$2,596 F \$2,804 G \$3,026 H \$3,265 I \$3,637 J \$4,084 L1 \$3,191 L2 \$3,488
Dimensions	D	W	H																																												
Overall	48	48	15 ¼																																												
Overall Upholstery	Shipping																																														
COM Ydg	3	Ctn Wt	101																																												
COL Sq Ft	60	Cu Ft	25																																												
Apron																																															
COM Ydg	½																																														
COL Sq Ft	10																																														
Seat Cushion																																															
COM Ydg	2 ½																																														
COL Sq Ft	50																																														

To Order, Specify:

- 1 Model Number
- 2 Fabric Selection - vendor, pattern and color
 - a.) Apron
 - b.) Seat Cushion
 Visit www.jsifurniture.com/finishes-and-materials/textiles for our textiles program. See selection of standard and graded in manufacturers and patterns.
- 3 Seat Cushion
 - a.) Plain (PSC)
 - b.) Quilted (QSC) - upcharge applies
- 4 Foot Option
 - a.) Wood - [See Wood Foot Option](#)
 - b.) Metal Finish - [See Metal Foot Option](#)

Specifications

- Frame constructed of hardwood plywood with metal fasteners.
- Wood legs include metal mounting plate and fixed metal glides.
- Metal legs feature adjustable foot with nylon glide and ½" adjustment range.
- Upholstery grade plywood with 5" of foam creates the seat suspension box.
- Upholstery is tailor sewn over multi-density high resilience polyurethane foam.
- Seat cushion thickness 4 ¼".

Arwyn Guest + Crossover Order Check List:



Specify:

☐ 1. Model Number

☐ 2. Fabric Selection

 A. Extreme Back & Arm - Vendor, Pattern and Color

 B. Interior Back & Arm - Vendor, Pattern and Color

 C. Apron (Ottoman) - Vendor, Pattern and Color

 D. Seat Cushion - Vendor, Pattern and Color

☐ 3. Leg Finish

 A. Wood

 B. Metal - see below

 * Star Bases are always Polished Aluminum (PAM)

☐ 4. Optional Premium Polished Trim Grey Dual Wheel Soft Urethane Casters - add \$366 list

Example:

AW6011 (model #)	Maharam (fabric vendor)	Kvadrat Molly (pattern name)	170 (pattern color)	BAR (leg option)
fabric specified per zone				

1. Model Number

2. Fabric Selection - Please supply the following:
Fabric vendor/ Pattern name/ Pattern color

[For a complete list of JSI Standard and Graded-In Textiles click here](#)


- Indicate direction of fabric - Railroaded or Up the Roll
- Please provide illustration, if available

All COM orders must include the following:

- Vendor's name, pattern name and color
- Sample of the fabric attached to the order
- Model numbers of items for fabric application
- Special application instructions
- Customer and purchase order number

Ship prepaid COM material to:
JSI
Attn: COM Department
201 East Martin Street
Receiving B, Dock 71
Orleans, IN 47452

Application of fabric:
Railroaded Up the Roll



All COM orders will ship at standard lead time from receipt of COM except for orders requiring special custom matched finishes.

3. Leg Finish:

A. Wood Maple Leg

BAR	Barrel	MCH	Mocha
BRK	Brickdust	OBK	Outback
BUF	Buff	PIL	Pilsner
CSK	Cask	PIN	Pinnacle Walnut
CND	Cinder	RAV	Raven
CLY	Clay	RYE	Rye
EGR	Egret	SAB	Sable
FAW	Fawn	SAD	Saddle
FLX	Flax	SIE	Sienna
FLN	Flint	TRF	Truffle
FLO	Florence Walnut	UMB	Umber
LOF	Loft	VAL	Valley
MES	Mesa	WLH	Walnut Heights
MIN	Mineral		

B. Metal Leg

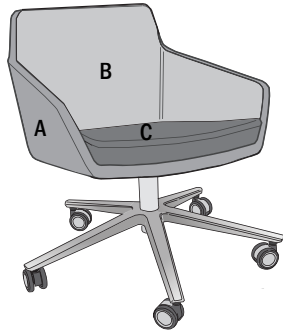
ABZ	Aged Bronze	MBK	Matte Black
ASL	Arctic Silver	PEW	Pewter
CHR	Chrome (upcharge applies)	SBZ	Soft Bronze
GLD	Gold	SNK	Soft Nickel

4. Optional Premium Polished Trim Grey Dual Wheel Soft Urethane Casters - add \$366 list

Fabric Application

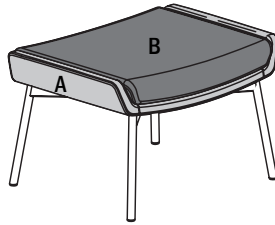
Arwyn affords the ability to be specified with multiple upholsteries to create a unique look. Upholstery zones are defined by the style of the unit.

Please note that the same pattern must be specified for the Extreme and Interior Back/Arm. Different colorways from the same pattern may be selected to create contrast. The seat cushion may be different pattern.




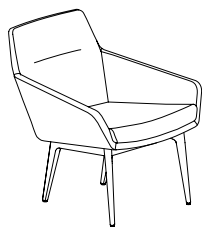
Guest and Crossover
(all legs/base styles)

A = Extreme Back & Arm
B = Interior Back & Arm
C = Seat Cushion



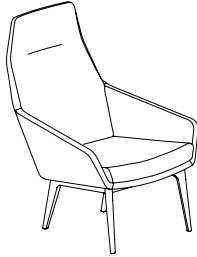
Crossover Ottoman
A = Apron
B = Seat Cushion

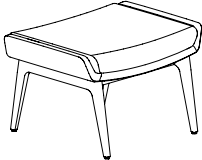
Description	① Model	Specifications			List Price Per Grade				
<div>Guest Chair - Wood Leg</div> <div></div>	<div>AW6000WL</div> <div><ul style="list-style-type: none">maple wood legspecify upholstery on extreme back/arm separately from upholstery on interior back/arm and separately from seat cushionsupholstery pattern selected for the extreme outside of the chair and the interior must be the same, different colorways can be specified; seat upholstery can be different pattern.</div>	Dimensions		D	W	H	COM	\$1,633	
		Overall		28	26	32	A	\$1,658	
		Seat		18	19	18 ½	B	\$1,708	
		Arm				26 ½	COL/C	\$1,792	
		Overall Upholstery		Shipping			D	\$1,902	
		COM Ydg		2 ¼	Ctn Wt	39	E	\$2,012	
		COL Sq Ft		45	Cu Ft	17	F	\$2,183	
		Extreme Back & Arm					G	\$2,365	
		COM Ydg		1 ¼				H	\$2,560
		COL Sq Ft		25				I	\$2,862
		Interior Back & Arm					J	\$3,228	
		COM Ydg		1				L1	\$2,498
		COL Sq Ft		20				L2	\$2,742
Seat Cushion									
COM Ydg		¾							
COL Sq Ft		15							

Mid Back Crossover Lounge - Wood Leg

AW6001WL

- maple wood leg
- specify upholstery on extreme back/arm separately from upholstery on interior back/arm and separately from seat cushions
- upholstery pattern selected for the extreme outside of the chair and the interior must be the same, different colorways can be specified; seat upholstery can be different pattern

Dimensions	D	W	H	COM \$1,784
Overall	30 ½	28	33	A \$1,815
Seat	19 ½	21	17	B \$1,874
Arm			25	COL/C \$1,978
Overall Upholstery		Shipping		D \$2,112
COM Ydg	2 ¾	Ctn Wt	42	E \$2,247
COL Sq Ft	55	Cu Ft	20	F \$2,453
Extreme Back & Arm				G \$2,677
COM Ydg	1 ¾			H \$2,915
COL Sq Ft	35			I \$3,287
Interior Back & Arm				J \$3,734
COM Ydg	1			L1 \$2,841
COL Sq Ft	20			L2 \$3,137
Seat Cushion				
COM Ydg	¾			
COL Sq Ft	15			

Description	1 Model	Specifications				List Price Per Grade	
High Back Crossover Lounge - Wood Leg 	AW6005WL <ul style="list-style-type: none"> maple wood leg specify upholstery on extreme back/arm separately from upholstery on interior back/arm and separately from seat cushions upholstery pattern selected for the extreme outside of the chair and the interior must be the same, different colorways can be specified; seat upholstery can be different pattern 	Dimensions	D	W	H	COM	\$1,816
		Overall	30 ½	28	41	A	\$1,850
		Seat	19 ½	21	17	B	\$1,915
		Arm			25	COL/C	\$2,028
		Overall Upholstery		Shipping		D	\$2,173
		COM Ydg	3	Ctn Wt	47	E	\$2,320
		COL Sq Ft	60	Cu Ft	24	F	\$2,548
		Extreme Back & Arm				G	\$2,791
		COM Ydg	1 ¾			H	\$3,051
		COL Sq Ft	35			I	\$3,456
		Interior Back & Arm				J	\$3,943
		COM Ydg	1			L1	\$2,969
		COL Sq Ft	20			L2	\$3,293
		Seat Cushion					
		COM Ydg	¾				
		COL Sq Ft	15				

Ottoman Crossover Lounge - Wood Leg 	AW6004WL <ul style="list-style-type: none"> maple wood leg specify upholstery on apron separately from upholstery on seat 	Dimensions	D	W	H	COM	\$1,213
		Overall	19	26 ½	17 ¼	A	\$1,229
		Seat	19 ½	26 ½	17	B	\$1,262
		Overall Upholstery		Shipping		COL/C	\$1,318
		COM Ydg	1 ½	Ctn Wt	26	D	\$1,390
		COL Sq Ft	27	Cu Ft	7	E	\$1,465
		Apron Upholstery				F	\$1,578
		COM Ydg	1			G	\$1,699
		COL Sq Ft	18			H	\$1,830
		Seat Cushion Upholstery				I	\$2,032
		COM Ydg	1			J	\$2,276
		COL Sq Ft	18			L1	\$1,724
						L2	\$1,870

To Order, Specify:

- Model Number
- Fabric Selection - vendor, pattern and color
 - Extreme Back & Arm
 - Interior Back & Arm
 - Apron (Ottoman)
 - Seat Cushion

Visit www.jsifurniture.com/finishes-and-materials/textiles for our textiles program. See selection of standard and graded in manufacturers and patterns.

- Wood Leg Finish - [see Wood Leg Finish](#)

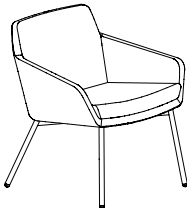
Specifications

Crossover


- Compound curved plywood shell construction, arms attached with custom hardwood supports.
- Wood leg frame made of high grade exterior solid lumber using mortise and tenon and dowel construction. Nail in metal glides standard.
- Leg frame fasten to the shell with pre-bored fastening wood screws.
- Seat cushion thickness 2 ½".
- Back cushion tapered thickness - 1" tapered to 2" (top to bottom).

Ottoman

- Seat has curved plywood shell construction.
- Wood leg frame made of high grade exterior solid lumber using mortise and tenon and dowel construction. Nail in metal glides standard.
- Upholstery is tailor sewn over multi-density high resilience polyurethane foam.
- Seat cushion thickness 3 ½"

Description	① Model	Specifications			List Price Per Grade		
<div>Guest Chair - Metal Leg</div> <div></div>	<div>AW6000ML</div> <ul style="list-style-type: none">metal legs available in JSI standard finishes, chrome (CHR) available; specify and add \$489 listspecify upholstery on extreme back/arm separately from upholstery on interior back/arm and separately from seat cushionsupholstery pattern selected for the extreme outside of the chair and the interior must be the same, different colorways can be specified; seat upholstery can be different pattern	<div>Dimensions</div>	D	W	H	COM	\$1,697
		Overall	28	26	32	A	\$1,721
		Seat	18	19	18 ½	B	\$1,770
		Arm			26 ½	COL/C	\$1,856
		<div>Overall Upholstery</div>				D	\$1,965
		COM Ydg	2 ¼	Ctn Wt	39	E	\$2,075
		COL Sq Ft	45	Cu Ft	17	F	\$2,245
		<div>Extreme Back & Arm</div>				G	\$2,428
		COM Ydg	1 ¼			H	\$2,622
		COL Sq Ft	25			I	\$2,926
<div>Interior Back & Arm</div>				J	\$3,292		
COM Ydg	1			L1	\$2,561		
COL Sq Ft	20			L2	\$2,805		
<div>Seat Cushion</div>							
COM Ydg	¾						
COL Sq Ft	15						

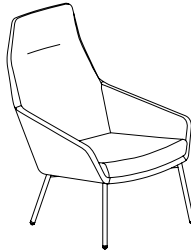
Mid Back Crossover Lounge -
Metal Leg



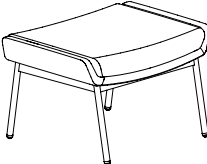
AW6001ML

- metal legs available in JSI standard finishes, chrome (CHR) available; specify and add \$539 list
- specify upholstery on extreme back/arm separately from upholstery on interior back/arm and separately from seat cushions
- upholstery pattern selected for the extreme outside of the chair and the interior must be the same, different colorways can be specified; seat upholstery can be different pattern

Dimensions	D	W	H	COM \$1,881
Overall	30 ½	28	33	A \$1,913
Seat	19 ½	21	17	B \$1,972
Arm			26 ½	COL/C \$2,075
Overall Upholstery	Shipping			D \$2,209
COM Ydg 2 ¾	Ctn Wt 42			E \$2,344
COL Sq Ft 55	Cu Ft 20			F \$2,551
Extreme Back & Arm				G \$2,774
COM Ydg 1 ¾				H \$3,012
COL Sq Ft 35				I \$3,384
Interior Back & Arm				J \$3,830
COM Ydg 1				L1 \$2,938
COL Sq Ft 20				L2 \$3,235
Seat Cushion				
COM Ydg ¾				
COL Sq Ft 15				

Description	① Model	Specifications				List Price Per Grade	
High Back Crossover Lounge - Metal Leg 	AW6005ML <ul style="list-style-type: none">metal legs available in JSI standard finishes, chrome (CHR) available; specify and add \$539 listspecify upholstery on extreme back/arm separately from upholstery on interior back/arm and separately from seat cushionsupholstery pattern selected for the extreme outside of the chair and the interior must be the same, different colorways can be specified; seat upholstery can be different pattern	Dimensions	D	W	H	COM	\$1,915
		Overall	30 ½	28	41	A	\$1,948
		Seat	19 ½	21	17	B	\$2,014
		Arm			25	COL/C	\$2,126
		Overall Upholstery				D	\$2,273
		Shipping				E	\$2,418
		COM Ydg	3	Ctn Wt	47	F	\$2,645
		COL Sq Ft	60	Cu Ft	24	G	\$2,888
		Extreme Back & Arm				H	\$3,149
		COM Ydg	1 ¾			I	\$3,554
COL Sq Ft	35			J	\$4,042		
Interior Back & Arm				L1	\$3,067		
COM Ydg	1			L2	\$3,392		
COL Sq Ft	20						
Seat Cushion							
COM Ydg	¾						
COL Sq Ft	15						

Ottoman Crossover Lounge - Metal Leg



AW6004ML

- metal legs available in JSI standard finishes, chrome (CHR) available; specify and add \$512 list
- specify upholstery on apron separately from upholstery on seat

Dimensions	D	W	H
Overall	19	26 ½	17 ¼
Seat	19 ½	26 ½	17
Overall Upholstery		Shipping	
COM Ydg	1 ½	Ctn Wt	26
COL Sq Ft	27	Cu Ft	7
Apron			
COM Ydg	1		
COL Sq Ft	18		
Seat Cushion			
COM Ydg	1		
COL Sq Ft	18		

COM \$1,329

A \$1,344

B \$1,377

COL/C \$1,433

D \$1,507

E \$1,581

F \$1,694

G \$1,815

H \$1,945

I \$2,148

J \$2,392

L1 \$1,840

L2 \$1,986

To Order, Specify:**1 Model Number****2 Fabric Selection** - vendor, pattern and color

- a.) Extreme Back & Arm
- b.) Interior Back & Arm
- c.) Apron (Ottoman)
- d.) Seat Cushion

Visit www.jsifurniture.com/finishes-and-materials/textiles for our textiles program. See selection of standard and graded in manufacturers and patterns.

3 Metal Leg Option


- a.) Metal Finish - [See Metal Leg Option](#)

Specifications**Crossover**

- Compound curved plywood shell construction, arms attached with custom hardwood supports.
- Metal leg frame with 7/8" dia. legs. Legs have metal foot with domed nylon glide and 1/2" adjustment range.
- Upholstery is tailor sewn over multi-density high resilience polyurethane foam.
- Seat cushion thickness 2 1/2".
- Back cushion tapered thickness - 1" tapered to 2" (top to bottom).

Ottoman

- Seat has curved plywood shell construction.
- Metal leg frame with 7/8" diameter legs. Legs have metal foot with domed nylon glide and 1/2" adjustment range.
- Upholstery is tailor sewn over multi-density high resilience polyurethane foam.
- Seat cushion thickness 3 1/2"

Description	① Model	Specifications	List Price Per Grade
Swivel Guest Chair with 4 Star Base 	AW6000B <ul style="list-style-type: none"> · four star 28" diameter base, always polished aluminum · swivel base offers limited tilt, stationary height with self-returning mechanism · specify upholstery on extreme back/arm separately from upholstery on interior back/arm and separately from seat cushions · upholstery pattern selected for the extreme outside of the chair and the interior must be the same, different colorways can be specified; seat upholstery can be different pattern 	Dimensions	COM \$1,603
		Overall 28 26 32	A \$1,627
		Seat 18 19 17	B \$1,676
		Arm 26 ½	COL/C \$1,761
		Overall Upholstery	D \$1,872
		COM Ydg 2 ¼ Ctn Wt 39	E \$1,982
		COL Sq Ft 45 Cu Ft 17	F \$2,151
		Extreme Back & Arm	G \$2,334
		COM Ydg 1 ¼	H \$2,528
		COL Sq Ft 25	I \$2,833
		Interior Back & Arm	J \$3,198
		COM Ydg 1	L1 \$2,467
		COL Sq Ft 20	L2 \$2,711
		Seat Cushion	
		COM Ydg ¾	
		COL Sq Ft 15	

Mid Back Crossover Lounge with 4 Star Base

AW6001B

- four star 32" diameter base, always polished aluminum
- swivel base offers limited tilt, stationary height with self-returning mechanism
- specify upholstery on extreme back/arm separately from upholstery on interior back/arm and separately from seat cushions
- upholstery pattern selected for the extreme outside of the chair and the interior must be the same, different colorways can be specified; seat upholstery can be different pattern

Dimensions	D	W	H	COM \$1,772
Overall	30 ½	28	33	A \$1,802
Seat	19 ½	21	17	B \$1,861
Arm	25			COL/C \$1,965
Overall Upholstery		Shipping		D \$2,100
COM Ydg 2 ¾	Ctn Wt 42			E \$2,234
COL Sq Ft 55	Cu Ft 20			F \$2,441
Extreme Back & Arm				G \$2,664
COM Ydg 1 ¾				H \$2,902
COL Sq Ft 35				I \$3,275
Interior Back & Arm				J \$3,720
COM Ydg 1				L1 \$2,828
COL Sq Ft 20				L2 \$3,126
Seat Cushion				
COM Ydg ¾				
COL Sq Ft 15				

Description	① Model	Specifications	List Price Per Grade																
High Back Crossover Lounge with 4 Star Base	AW6005B <ul style="list-style-type: none">• four star 32" diameter base, always polished aluminum• swivel base offers limited tilt, stationary height with self-returning mechanism• specify upholstery on extreme back/arm separately from upholstery on interior back/arm and separately from seat cushions• upholstery pattern selected for the extreme outside of the chair and the interior must be the same, different colorways can be specified; seat upholstery can be different pattern	<table><tr><th>Dimensions</th><th>D</th><th>W</th><th>H</th></tr><tr><td>Overall</td><td>30 ½</td><td>28</td><td>41</td></tr><tr><td>Seat</td><td>19 ½</td><td>21</td><td>17</td></tr><tr><td>Arm</td><td></td><td></td><td>25</td></tr></table>	Dimensions	D	W	H	Overall	30 ½	28	41	Seat	19 ½	21	17	Arm			25	COM \$1,848
		Dimensions	D	W	H														
		Overall	30 ½	28	41														
		Seat	19 ½	21	17														
		Arm			25														
					A \$1,880														
					B \$1,945														
					COL/C \$2,059														
					D \$2,205														
					E \$2,351														
			F \$2,577																
			G \$2,820																
			H \$3,082																
			I \$3,487																
			J \$3,973																
			L1 \$3,000																
			L2 \$3,325																
		<table><tr><th>Overall Upholstery</th><th>Shipping</th></tr><tr><td>COM Ydg 3</td><td>Ctn Wt 47</td></tr><tr><td>COL Sq Ft 60</td><td>Cu Ft 24</td></tr></table>	Overall Upholstery	Shipping	COM Ydg 3	Ctn Wt 47	COL Sq Ft 60	Cu Ft 24											
Overall Upholstery	Shipping																		
COM Ydg 3	Ctn Wt 47																		
COL Sq Ft 60	Cu Ft 24																		
		<table><tr><th>Extreme Back & Arm</th></tr><tr><td>COM Ydg 1 ¾</td></tr><tr><td>COL Sq Ft 35</td></tr></table>	Extreme Back & Arm	COM Ydg 1 ¾	COL Sq Ft 35														
Extreme Back & Arm																			
COM Ydg 1 ¾																			
COL Sq Ft 35																			
		<table><tr><th>Interior Back & Arm</th></tr><tr><td>COM Ydg 1</td></tr><tr><td>COL Sq Ft 20</td></tr></table>	Interior Back & Arm	COM Ydg 1	COL Sq Ft 20														
Interior Back & Arm																			
COM Ydg 1																			
COL Sq Ft 20																			
		<table><tr><th>Seat Cushion</th></tr><tr><td>COM Ydg ¾</td></tr><tr><td>COL Sq Ft 15</td></tr></table>	Seat Cushion	COM Ydg ¾	COL Sq Ft 15														
Seat Cushion																			
COM Ydg ¾																			
COL Sq Ft 15																			

To Order, Specify:

1 Model Number

2 Fabric Selection - vendor, pattern and color

- Extreme Back & Arm
- Interior Back & Arm
- Apron (Ottoman)
- Seat Cushion

Visit www.jsifurniture.com/finishes-and-materials/textiles for our textiles program. See selection of standard and graded in manufacturers and patterns.


Specifications

Crossover

- Compound curved plywood shell construction, arms attached with custom hardwood supports.
- Control mechanism features forward and back limited tilt with fixed height cylinder with auto return.
- 4 Star aluminum base with fixed nylon glides.
- Upholstery is tailor sewn over multi-density high resilience polyurethane foam.
- Seat cushion thickness 2 ½".
- Back cushion tapered thickness - 1" tapered to 2" (top to bottom).

Ottoman

- Seat has curved plywood shell construction.
- Ottoman has fixed height control and cylinder with auto return.
- 4 Star aluminum base with fixed nylon glides.
- Upholstery is tailor sewn over multi-density high resilience polyurethane foam.
- Seat cushion thickness 3 ½"

Description	1 Model	Specifications				List Price Per Grade
<div>Swivel Guest Chair with 5 Star Base</div> 	<div>AW6000C</div> <ul style="list-style-type: none">· specify upholstery on extreme back/arm separately from upholstery on interior back/arm and separately from seat cushions· upholstery pattern selected for the extreme outside of the chair and the interior must be the same, different colorways can be specified; seat upholstery can be different pattern· five star 26" diameter base with casters, always polished aluminum· standard black (BLK) casters, specify optional premium polished trim grey dual wheel soft urethane (PPG) and add \$366 list· swivel base offers limited tilt, height adjustment· overall height range is 32 - 35 ½· seat height range is 17 - 18 ½ - 22· arm height range is 17 - 26 ½ - 30	Dimensions	D	W	H	COM \$1,578
		Overall	28	26	32	A \$1,603
		Seat	18	19	18 ½	B \$1,652
		Arm			26 ½	COL/C \$1,738
		Overall Upholstery		Shipping		D \$1,848
		COM Ydg	2 ¼	Ctn Wt	42	E \$1,957
		COL Sq Ft	45	Cu Ft	17	F \$2,126
		Extreme Back & Arm				G \$2,309
		COM Ydg	1 ¼			H \$2,504
		COL Sq Ft	25			I \$2,808
		Interior Back & Arm				J \$3,174
		COM Ydg	1			L1 \$2,442
		COL Sq Ft	20			L2 \$2,686
		Seat Cushion				
		COM Ydg	¾			
		COL Sq Ft	15			

To Order, Specify:

- 1 Model Number
- 2 Fabric Selection - vendor, pattern and color

a.) Extreme Back & Arm

b.) Interior Back & Arm

c.) Seat Cushion

Visit www.jsifurniture.com/finishes-and-materials/textiles for our textiles program. See selection of standard and graded in manufacturers and patterns.
- 3 Optional Premium Polished Trim Grey Dual Wheel Soft Urethane Casters - add \$366

Specifications

- Compound curved plywood shell construction, arms attached with custom hardwood supports.
- Control mechanism features forward and back limited with height adjustable cylinder.
- 5 Star aluminum base with casters.
- Upholstery is tailor sewn over multi-density high resilience polyurethane foam.
- Seat cushion thickness 2 ½".
- Back cushion tapered thickness - 1" tapered to 2" (top to bottom).

Arwyn Occasional Tables Order Check List:



Specify:

- ☐ **1. Model Number**
- ☐ **2. Top Material**
- a.) Veneer
- 1.) Wood Finish
- b.) Laminate
- 1.) Laminate Color
- c.) Solid Surface
- 1.) Solid Surface Color - Black Onyx Mirage (ONX), Designer White (DWH), Hot Stone (HST) or Soothing Grey (SOG)
- d.) Glass
- 1.) Glass Color - Black Back Painted Matte (MBB) or White Back Painted (WBP)
- ☐ **3. Leg Finish**
- a.) Wood Note: when wood top is selected, leg finish defaults to match
- b.) Metal

Example:

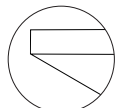
AMV1616-19SQML | **MCH** | **SNK**
(model #) | (wood finish) | (metal leg color)

1. Model Number

Solid Surface

ONX Black Onyx Mirage HST Hot Stone
DWH Designer White SOG Soothing Grey

2. Top Material Selection:



Veneer



Solid Surface



Glass

Glass

MBB Black Back Painted Matte WBP White Back Painted

3. Leg Finish:

Wood Finish:

BAR	Barrel	MCH	Mocha
BRK	Brickdust	OBK	Outback
BUF	Buff	PIL	Pilsner
CSK	Cask	PIN	Pinnacle Walnut
CND	Cinder	RAV	Raven
CLY	Clay	RYE	Rye
EGR	Egret	SAB	Sable
FAW	Fawn	SAD	Saddle
FLX	Flax	SIE	Sienna
FLN	Flint	TRF	Truffle
FLO	Florence Walnut	UMB	Umber
LOF	Loft	VAL	Valley
MES	Mesa	WLH	Walnut Heights
MIN	Mineral		

Metal:

ABZ	Aged Bronze	PEW	Pewter
ASL	Arctic Silver	SBZ	Soft Bronze
GLD	Gold	SNK	Soft Nickel
MBK	Matte Black	CHR	Chrome (upcharge applies)

ESS Essentials Veneer

BRK	Brickdust	MIN	Mineral
CSK	Cask	MCH	Mocha
CLY	Clay	OBK	Outback
FAW	Fawn	PIL	Pilsner
FLX	Flax	SIE	Sienna
FLN	Flint	TRF	Truffle
LOF	Loft	UMB	Umber
MES	Mesa	VAL	Valley

ART Artisan Veneer



BAR	Barrel	RAV	Raven
BUF	Buff	RYE	Rye
CND	Cinder	SAB	Sable
EGR	Egret	SAD	Saddle

TFL - HPL Wood Grain Pattern Laminates

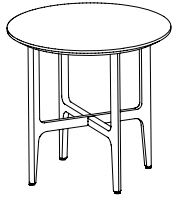
BEL	Belair	MIN	Mineral
BRK	Brickdust	MCH	Mocha
CSK	Cask	OBK	Outback
CLY	Clay	PIL	Pilsner
EGR	Egret	PIN	Pinnacle Walnut
FAW	Fawn	UMB	Umber
FLN	Flint	VAL	Valley
FLO	Florence Walnut	WLH	Walnut Heights
LOF	Loft	WEA	Weathered Ash
MES	Mesa		

TFL - HPL Solid Laminates

ALB	Alabaster	SHD	Shadow
BLK	Black	SLG	Slate Grey
BBL	Bridal Blanco	ZEN	Zen Grey
DWH	Designer White		


Description				CTN	CU	Model	HPL Laminate	Artisan	Solid Surface	Glass
	D	W	H	WT	FT		Essentials Veneer List Price	Veneer List Price	List Price	List Price
Round Side Table - Wood Legs	18	18	19	20	5	AWV0018-19RDWL	\$1,350	\$1,375	\$1,671	\$1,752
	<ul style="list-style-type: none">maple wood legssolid surface top available in JSI standard colorsglass surface available in white back painted (WBP) or black back painted matte (MBB)									
Square Side Table - Wood Legs	16	16	19	20	4	AWV1616-19SQWL	\$1,352	\$1,377	\$1,611	\$1,685
	<ul style="list-style-type: none">maple wood legssolid surface top available in JSI standard colorsglass surface available in white back painted (WBP) or black back painted matte (MBB)									

Description	D	W	H	CTN WT	CU FT	① Model	HPL Laminate Essentials Veneer List Price	Artisan Veneer List Price	Solid Surface List Price	Glass List Price
Round End Table - Wood Legs	22	22	21	25	8	AWV0022-21RDWL	\$1,400	\$1,424	\$1,868	\$1,972




- maple wood legs
- solid surface top available in JSI standard colors
- glass surface available in white back painted (WBP) or black back painted matte (MBB)

Rectangular End Table - Wood Legs	22	16	21	25	6	AWV1622-21TTWL	\$1,408	\$1,432	\$1,753	\$1,840
--------------------------------------	----	----	----	----	---	----------------	---------	---------	---------	---------



- maple wood legs
- solid surface top available in JSI standard colors
- glass surface available in white back painted (WBP) or black back painted matte (MBB)

Square End Table - Wood Legs	20	20	21	26	6	AWV2020-21SQWL	\$1,446	\$1,507	\$1,840	\$1,917
---------------------------------	----	----	----	----	---	----------------	---------	---------	---------	---------



- maple wood legs
- solid surface top available in JSI standard colors
- glass surface available in white back painted (WBP) or black back painted matte (MBB)

To Order, Specify:

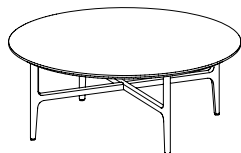
- ① Model Number
- ② Top Material
 - a.) Veneer
 - 1.) Wood Finish
 - b.) Laminate
 - c.) Solid Surface
 - 1.) Black Onyx Mirage (ONX), Designer White (DWH), Hot Stone (HST) or Soothing Grey (SOG)
 - d.) Glass
 - 1.) Black Back Painted Matte (MBB) or White Back Painted (WBP)
- ③ Leg Finish
 - a.) Wood Finish - [see Wood Leg Finish](#)

Note: when wood top is selected, leg finish defaults to match

Specifications

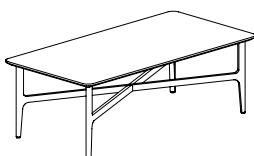
- Solid Maple hardwood table base with tenon and lap joint construction. Concealed metal X-brace for joint reinforcement.
- Nail in metal glides standard.

							HPL Laminate Essentials Veneer List Price	Artisan Veneer List Price	Solid Surface List Price	Glass List Price
Description	D	W	H	CTN WT	CU FT	① Model				
Round Coffee Table - Wood Legs	42	42	16	55	20	AWV0042-16RDWL	\$1,743	\$1,806	\$3,408	\$3,804
	36	36	16	44	15	AWV0036-16RDWL	\$1,667	\$1,703	\$2,887	\$3,249



- maple wood legs
- solid surface top available in JSI standard colors
- glass surface available in white back painted (WBP) or black back painted matte (MBB)

Rectangular Coffee Table - Wood Legs	24	48	16	50	14	AWV2448-16TTWL	\$1,717	\$1,755	\$2,815	\$2,815
---	----	----	----	----	----	----------------	---------	---------	---------	---------



- maple wood legs
- solid surface top available in JSI standard colors
- glass surface available in white back painted (WBP) or black back painted matte (MBB)

Square Coffee Table - Wood Legs	42	42	16	68	20	AWV4242-16SQWL	\$1,880	\$1,942	\$3,519	\$3,946
	36	36	16	54	15	AWV3636-16SQWL	\$1,765	\$1,808	\$2,997	\$3,255



- maple wood legs
- solid surface top available in JSI standard colors
- glass surface available in white back painted (WBP) or black back painted matte (MBB)

To Order, Specify:

① Model Number

② Top Material

a.) Veneer

1.) Wood Finish

b.) Laminate

c.) Solid Surface

1.) Black Onyx Mirage (ONX), Designer White (DWH), Hot Stone (HST) or Soothing Grey (SOG)

d.) Glass

1.) Black Back Painted Matte (MBB) or White Back Painted (WBP)

③ Leg Finish


a.) Wood Finish - [see Wood Leg Finish](#)

Note: when wood top is selected, leg finish
defaults to match

Specifications


- Solid Maple hardwood table base with tenon and lap joint construction. Concealed metal X-brace for joint reinforcement.
- Nail in metal glides standard.

Description	D	W	H	CTN WT	CU FT	① Model	HPL Laminate Essentials Veneer List Price	Artisan Veneer List Price	Solid Surface List Price	Glass List Price
Round Side Table - Metal Legs	18	18	19	20	5	AWV0018-19RDML	\$1,382	\$1,407	\$1,702	\$1,784



- metal legs available in JSI standard finishes, chrome (CHR) available; specify and add \$217 list
- solid surface top available in JSI standard colors
- glass surface available in white back painted (WBP) or black back painted matte (MBB)

Square Side Table - Metal Legs	16	16	19	21	4	AWV1616-19SQML	\$1,583	\$1,608	\$1,842	\$1,915
-----------------------------------	----	----	----	----	---	----------------	---------	---------	---------	---------



- metal legs available in JSI standard finishes, chrome (CHR) available; specify and add \$264 list
- solid surface top available in JSI standard colors
- glass surface available in white back painted (WBP) or black back painted matte (MBB)

To Order, Specify:

- ① Model Number
- ② Material
 - a.) Veneer
 - 1.) Wood Finish
 - b.) Laminate
 - c.) Solid Surface
 - 1.) Black Onyx Mirage (ONX), Designer White (DWH), Hot Stone (HST) or Soothing Grey (SOG)
 - d.) Glass
 - 1.) Black Back Painted Matte (MBB) or White Back Painted (WBP)
- ③ Metal Leg Option
 - a.) Metal Finish - [See Metal Leg Option](#)

Specifications

- Metal leg frame with 7/8" dia. legs with fabricated metal stretchers.
- Legs have metal foot with nylon glide and 1/2" adjustment range.

Description	D	W	H	CTN WT	CU FT	① Model	HPL Laminate Essentials Veneer List Price	Artisan Veneer List Price	Solid Surface List Price	Glass List Price
Round End Table - Metal Legs	22	22	21	26	8	AWV0022-21RDML	\$1,615	\$1,640	\$2,083	\$2,187



- metal legs available in JSI standard finishes, chrome (CHR) available; specify and add \$264 list
- solid surface top available in JSI standard colors
- glass surface available in white back painted (WBP) or black back painted matte (MBB)

Rectangular End Table - Metal Legs	22	26	21	26	9	AWV1622-21TTML	\$1,617	\$1,642	\$1,961	\$2,048
---------------------------------------	----	----	----	----	---	----------------	---------	---------	---------	---------



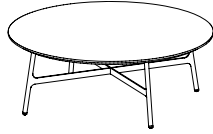
- metal legs available in JSI standard finishes, chrome (CHR) available; specify and add \$264 list
- solid surface top available in JSI standard colors
- glass surface available in white back painted (WBP) or black back painted matte (MBB)

Square End Table - Metal Legs	20	20	21	27	6	AWV2020-21SQML	\$1,588	\$1,650	\$1,983	\$2,060
----------------------------------	----	----	----	----	---	----------------	---------	---------	---------	---------



- metal legs available in JSI standard finishes, chrome (CHR) available; specify and add \$264 list
- solid surface top available in JSI standard colors
- glass surface available in white back painted (WBP) or black back painted matte (MBB)

Description	D	W	H	CTN WT	CU FT	① Model	HPL Laminate Essentials Veneer List Price	Artisan Veneer List Price	Solid Surface List Price	Glass List Price
Round Coffee Table - Metal Legs	42	42	16	57	20	AWV0042-16RDML	\$1,970	\$2,032	\$3,635	\$4,031
	36	36	16	46	15	AWV0036-16RDML	\$1,770	\$1,808	\$2,991	\$3,352



- metal legs available in JSI standard finishes, chrome (CHR) available; specify and add \$322 list
- solid surface top available in JSI standard colors
- glass surface available in white back painted (WBP) or black back painted matte (MBB)

Rectangular Coffee Table - Metal Legs	24	48	16	52	14	AWV2448-16TTML	\$1,895	\$1,933	\$2,992	\$2,992
--	----	----	----	----	----	----------------	---------	---------	---------	---------



- metal legs available in JSI standard finishes, chrome (CHR) available; specify and add \$322 list
- solid surface top available in JSI standard colors
- glass surface available in white back painted (WBP) or black back painted matte (MBB)

Square Coffee Table - Metal Legs	42	42	16	70	20	AWV4242-16SQML	\$1,978	\$2,039	\$3,618	\$4,572
	36	36	16	55	15	AWV3636-16SQML	\$1,913	\$1,956	\$3,145	\$3,503



- metal legs available in JSI standard finishes, chrome (CHR) available; specify and add \$322 list
- solid surface top available in JSI standard colors
- glass surface available in white back painted (WBP) or black back painted matte (MBB)

To Order, Specify:

- ① Model Number
- ② Material
 - a.) Veneer
 - 1.) Wood Finish
 - b.) Laminate
 - c.) Solid Surface
 - 1.) Black Onyx Mirage (ONX), Designer White (DWH), Hot Stone (HST) or Soothing Grey (SOG)
 - d.) Glass
 - 1.) Black Back Painted Matte (MBB) or White Back Painted (WBP)
- ③ Metal Leg Option
 - a.) Metal Finish - [See Metal Leg Option](#)

Specifications

- Metal leg frame with 7/8" dia. legs with fabricated metal stretchers.
- Legs have metal foot with nylon glide and 1/2" adjustment range.