

# Cabaret Order Check List:



**Specify:**

- 1. Model Number
- 2. Wood Species - Maple (M)
- 3. Wood Base Finish
- 4. Fabric Selection - vendor, pattern and color
- 5. Base Selection - wood base standard; specify wood finish
  - A. Black Polyurethane Base - no upcharge
  - B. Black Pneumatic Jury Base - add \$176 list
- 6. Optional Plastic Bumper Guard - add \$21 list

**Example:**

<b>CR1275</b> (model #)	<b>M</b> (wood species)	<b>AUB</b> (finish wood base)	<b>MOMENTUM</b> (fabric vendor)	<b>VOX</b> (pattern name)	<b>MYSTIC</b> (pattern color)
----------------------------	----------------------------	----------------------------------	------------------------------------	------------------------------	----------------------------------

**1. Model Number**

**2. Wood Species - Maple (M)**

**3. Wood Finish Options:**

CAG Aged Ash Coordinate	CGR Graphite Coordinate
ALM Ale Medium	HRV Harvest
AUB Auburn	CHL High Line Coordinate
BRL Barley	CKC Khaki Coordinate
CBE Blonde Echo Coordinate	LGC Legacy
BBM Bourbon Medium	MCH Mocha
CBZ Brazilwood Coordinate	NTO Night Owl
BRM Brighton Medium	COA Oatmeal Cookie Coordinate
BUT Butterscotch	CPI Pinnacle Walnut Coordinate
CIN Cinnamon	PRL Praline
CLA Classic	SAF Saffron
CCF Coffee Coordinate	SIE Sienna
CLL Collectors	CST Studio Teak Coordinate
CCR Cremello Coordinate	TOF Toffee
EAR Earthy	TRF Truffle
ESP Espresso	VEN Venetian
FLX Flax	CVI Vintage Coordinate
CFL Florence Walnut Coordinate	CWH Walnut Heights Coordinate
CFO Fossil Coordinate	CWE Weathered Ash Coordinate

**4. Fabric Selection - Please supply the following:**

- Fabric vendor
- Pattern name
- Pattern color

[For a complete list of JSI Graded-In Fabric click here](#)

When specifying contrasting upholstery, indicate clearly which upholstery is to be applied to the seat, back and arms. Use higher grade pricing.

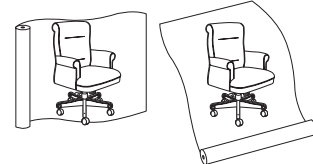
- Indicate direction of fabric - Railroaded or Up the Roll
- Please provide illustration, if available

**All COM orders must include the following:**

- Vendor's name, pattern name and color
- Sample of the fabric attached to order
- Model numbers of items for fabric application
- Special application instructions (e.g., all stripes will be applied front to back unless specified otherwise)
- Customer and purchase order number

Ship prepaid COM material to:  
 JSI  
 Attn: COM Department  
 201 East Martin Street  
 Receiving B, Dock 71  
 Orleans, IN 47452

Application of fabric:  
 Railroaded      Up the Roll



All COM orders will ship at standard lead time from receipt of COM except for orders requiring special custom matched finishes.


**5. Base Selection - wood base standard; specify wood finish**


- A. Black polyurethane base - no upcharge
- B. Black pneumatic jury base - add \$176 list



Pneumatic lift-  
 NOT self-centering -  
 Standard  
 #

**6. Optional Plastic Bumper Guard - add \$21 list**

Description	1 Model	Specifications				List Price Per Grade	
Executive Swivel 	<b>CR1275</b> · overall height range is 44 ½ - 48 · seat height range is 20 - 23 · arm height range is 27 ½ - 30 ½	Dimensions		D	W	H	COM \$1,767
		Overall	26	28	48	A \$1,808	
		Seat	19 ½	19	23	B \$1,887	COL/C \$2,026
		Arm	30 ½			D \$2,205	
		Upholstery		Shipping		E \$2,385	
		COM Ydg	4	Ctn Wt	60	F \$2,572	
		COL Sq Ft	72	Cu Ft	19	G \$2,841	
						H \$3,126	
						I \$3,573	
						J \$4,111	
						L1 \$2,895	
						L2 \$3,181	

Description	1 Model	Specifications				List Price Per Grade	
Management Swivel 	<b>CR1270</b> · overall height range is 39 ½ - 43 · seat height range is 20 - 23 · arm height range is 27 ½ - 30 ½	Dimensions		D	W	H	COM \$1,702
		Overall	26	28	43	A \$1,743	
		Seat	19 ½	19	23	B \$1,822	COL/C \$1,962
		Arm	30 ½			D \$2,142	
		Upholstery		Shipping		E \$2,321	
		COM Ydg	4	Ctn Wt	55	F \$2,509	
		COL Sq Ft	72	Cu Ft	19	G \$2,777	
						H \$3,063	
						I \$3,511	
						J \$4,048	
						L1 \$2,831	
						L2 \$3,116	

**To Order, Specify:**

- 1 Model Number
- 2 Wood Species - Maple (M)
- 3 Wood Base Finish
- 4 Fabric Selection - vendor, pattern and color
- 5 Base Selection - wood base standard; specify wood finish
  - A. Black Polyurethane Base - no upcharge
  - B. Black Pneumatic Jury Base - add \$176 list
- 6 Optional Plastic Bumper Guard - add \$21 list

**3 Wood Finish/Color Options:**

- |                                |                                |
|--------------------------------|--------------------------------|
| Maple                          |                                |
| CAG Aged Ash Coordinate        | CGR Graphite Coordinate        |
| ALM Ale Medium                 | HRV Harvest                    |
| AUB Auburn                     | CHL High Line Coordinate       |
| BRL Barley                     | CKC Khaki Coordinate           |
| CBE Blonde Echo Coordinate     | LGC Legacy                     |
| BBM Bourbon Medium             | MCH Mocha                      |
| CBZ Brazilwood Coordinate      | NTO Night Owl                  |
| BRM Brighton Medium            | COA Oatmeal Cook Coordinate    |
| BUT Butterscotch               | CPI Pinnacle Walnut Coordinate |
| CIN Cinnamon                   | PRL Praline                    |
| CLA Classic                    | SAF Saffron                    |
| CCF Coffee Coordinate          | SIE Sienna                     |
| CLL Collectors                 | CST Studio Teak Coordinate     |
| CCR Cremello Coordinate        | TOF Toffee                     |
| EAR Earthy                     | TRF Truffle                    |
| ESP Espresso                   | VEN Venetian                   |
| FLX Flux                       | CVI Vintage Coordinate         |
| CFL Florence Walnut Coordinate | CWH Walnut Heights Coordinate  |
| CFO Fossil Coordinate          | CWE Weathered Ash Coordinate   |

- 4 See a selection of graded in fabric manufacturers and patterns on pages 20-28. Contact Customer Service for additional fabric options.

**Specifications**

- Wood species - Maple.
- Seat has synthetic sheet webbing and 4" polyurethane foam.
- Back has polypropylene webbing and 2" polyurethane foam and integrated lumbar support.
- Arms have ½" polyurethane foam.
- Swivel models revolve, adjusts for height and tension, have knee-tilt with a non-tilt locking mechanism and wood base with antique brass hood over dual wheel casters.
- Spiral grooved hardwood dowels with corner blocks, glue and screws.

## Cabaret Order Check List:



**Specify:**

- 1. Model Number
- 2. Wood Species - Maple (M)
- 3. Wood Leg Finish
- 4. Fabric Selection - vendor, pattern and color
- 5. Optional Rubber Cushion Nylon Glides - no upcharge

**Example:**

**CR1271** | **M** | **AUB** | **MOMENTUM** | **VOX** | **MYSTIC**  
 (model #) | (wood species) | (finish wood legs) | (fabric vendor) | (pattern name) | (pattern color)

**1. Model Number**

**2. Wood Species - Maple (M)**

**3. Wood Leg Finish Options:**

CAG Aged Ash Coordinate	CGR Graphite Coordinate
ALM Ale Medium	HRV Harvest
AUB Auburn	CHL High Line Coordinate
BRL Barley	CKC Khaki Coordinate
CBE Blonde Echo Coordinate	LGC Legacy
BBM Bourbon Medium	MCH Mocha
CBZ Brazilwood Coordinate	NTO Night Owl
BRM Brighton Medium	COA Oatmeal Cookie Coordinate
BUT Butterscotch	CPI Pinnacle Walnut Coordinate
CIN Cinnamon	PRL Praline
CLA Classic	SAF Saffron
CCF Coffee Coordinate	SIE Sienna
CLL Collectors	CST Studio Teak Coordinate
CCR Cremello Coordinate	TOF Toffee
EAR Earthy	TRF Truffle
ESP Espresso	VEN Venetian
FLX Flax	CVI Vintage Coordinate
CFL Florence Walnut Coordinate	CWH Walnut Heights Coordinate
CFO Fossil Coordinate	CWE Weathered Ash Coordinate

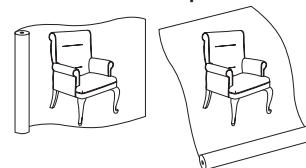
**All COM orders must include the following:**

- Vendor's name, pattern name and color
- Sample of the fabric attached to order
- Model numbers of items for fabric application
- Special application instructions (e.g., all stripes will be applied front to back unless specified otherwise)
- Customer and purchase order number

Ship prepaid COM material to:

JSI  
 Attn: COM Department  
 201 East Martin Street  
 Receiving B, Dock 71  
 Orleans, IN 47452

Application of fabric:  
 Railroaded      Up the Roll



All COM orders will ship at standard lead time from receipt of COM except for orders requiring special custom matched finishes.

**5. Optional Rubber Cushion Nylon Glides - no upcharge**


**4. Fabric Selection - Please supply the following:**

- Fabric vendor
- Pattern name
- Pattern color

[For a complete list of JSI Graded-In Fabric click here](#)

When specifying contrasting upholstery, indicate clearly which upholstery is to be applied to the seat, back and arms. Use higher grade pricing.

- Indicate direction of fabric - Railroaded or Up the Roll
- Please provide illustration, if available.

Description	1 Model	Specifications			List Price Per Grade		
Guest Chair 	CR1271	<b>Dimensions</b>			COM	\$1,412	
		Overall	31	29	38	A	\$1,453
		Seat	19 1/2	19	19 1/2	B	\$1,533
		Arm			27	COL/C	\$1,671
		<b>Upholstery</b>		<b>Shipping</b>		D	\$1,850
		COM Ydg	4	Ctn Wt	40	E	\$2,029
		COL Sq Ft	72	Cu Ft	14	F	\$2,218
						G	\$2,486
						H	\$2,772
						I	\$3,219
				J	\$3,757		
				L1	\$2,540		
				L2	\$2,826		

**To Order, Specify:**

- 1 Model Number
- 2 Wood Species - Maple (M)
- 3 Wood Base Finish
- 4 Fabric Selection - vendor, pattern and color
- 5 Optional Plastic Bumper Guard - add \$21 list

**3 Wood Finish/Color Options:**

<b>Maple</b>	
CAG Aged Ash Coordinate	CGR Graphite Coordinate
ALM Ale Medium	HRV Harvest
AUB Auburn	CHL High Line Coordinate
BRL Barley	CKC Khaki Coordinate
CBE Blonde Echo Coordinate	LGC Legacy
BBM Bourbon Medium	MCH Mocha
CBZ Brazilwood Coordinate	NTO Night Owl
BRM Brighton Medium	COA Oatmeal Cook Coordinate
BUT Butterscotch	CPI Pinnacle Walnut Coordinate
CIN Cinnamon	PRL Praline
CLA Classic	SAF Saffron
CCF Coffee Coordinate	SIE Sienna
CLL Collectors	CST Studio Teak Coordinate
CCR Cremello Coordinate	TOF Toffee
EAR Earthy	TRF Truffle
ESP Espresso	VEN Venetian
FLX Flax	CVI Vintage Coordinate
CFL Florence Walnut Coordinate	CWH Walnut Heights Coordinate
CFD Fossil Coordinate	CWE Weathered Ash Coordinate

- 4 See a selection of graded in fabric manufacturers and patterns on pages 20-28. Contact Customer Service for additional fabric options.

**Specifications**

- Wood species - Maple.
- Seat has synthetic sheet webbing and 4" polyurethane foam.
- Back has polypropylene webbing and 2" polyurethane foam and integrated lumbar support.
- Arms have 1/2" polyurethane foam.
- Spiral grooved hardwood dowels with corner blocks, glue and screws.
- Standard with rubber cushion metal glides.

When ordering Quickship products, place a "Q" in front of model number.  
 Example: QCR1271

**NOW!**  
*Need it.*  
 JSI Quickship