

Collective Motion Seating Order Check List:



Specify:

☐ 1. Model Number

☐ 2. Wood Species - Maple (M)

☐ 3. Wood Finish

☐ 4. Fabric Selection - vendor, pattern and color

Example:

CM4552	M	BAR	MOMENTUM	VOX	MYSTIC
(model #)	(wood species)	(finish)	(fabric vendor)	(pattern name)	(pattern color)

1. Model Number

2. Wood Species - Maple (M)

3. Wood Seating Finish Options:

BAR	Barrel	MCH	Mocha
BRK	Brickdust	OBK	Outback
BUF	Buff	PIL	Pilsner
CSK	Cask	PIN	Pinnacle Walnut
CND	Cinder	RAV	Raven
CLY	Clay	RYE	Rye
EGR	Egret	SAB	Sable
FAW	Fawn	SAD	Saddle
FLX	Flax	SIE	Sienna
FLN	Flint	TRF	Truffle
FLO	Florence Walnut	UMB	Umber
LOF	Loft	VAL	Valley
MES	Mesa	WLH	Walnut Heights
MIN	Mineral		

3. Fabric Selection - Please supply the following:
Fabric vendor/Pattern name/Pattern color

[For a complete list of JSI Standard and Graded-In Textiles click here](#)

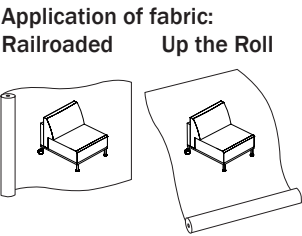
When specifying contrasting upholstery, indicate clearly which upholstery is to be applied to the seat, back, surround, seat/back and bolster. Use higher grade pricing.

- Indicate direction of fabric - Railroaded or Up the Roll
- Please provide illustration, if available

All COM orders must include the following:

- Vendor's name, pattern name and color
- Sample of the fabric attached to order
- Model numbers of items for fabric application
- Special application instructions (e.g., all stripes will be applied front to back unless specified otherwise)
- Customer and purchase order number

Ship prepaid COM material to:
JSI
Attn: COM Department
201 East Martin Street
Receiving B, Dock 71
Orleans, IN 47452



All COM orders will ship at standard lead time from receipt of COM except for orders requiring special custom matched finishes.

Collective Motion Tables Order Check List:



Specify:

- ☐ 1. Model Number
- ☐ 2. Top Style
- ☐ 3. Wood Finish
- ☐ 4. Fabric Selection - vendor, pattern and color

Example:

ORTL4536-18 (model #)	A1 (top style)	OBK (finish)
---------------------------------	--------------------------	------------------------

1. Model Number

2. Top Style



Wood with Straight Edge (A1)



Wood with Reversed Bevel Edge (A9)



White Laminate Top with Bright White Reversed Bevel Edge (A10)



Back Painted Glass Top with "Write-On-It" Glossy Glass Top feature with Bright White Reversed Bevel Edge (G2)



Frosted Back Painted Glass Top with Bright White Reversed Bevel Edge (G3)

3. Wood Finish Options:

ESS Essentials Veneer Collection

BRK	Brickdust	OBK	Outback
CSK	Cask	PIL	Pilsner
CLY	Clay	SIE	Sienna
FLX	Flax	TRF	Truffle
MES	Mesa	UMB	Umber
MCH	Mocha		

Work surfaces may be specified to have a coordinating wood grain HPL laminate top, at no additional upcharge for these finishes:

Essentials Veneer with Laminate Top

BRK	Brickdust	MCH	Mocha
CSK	Cask	OBK	Outback
CLY	Clay	PIL	Pilsner
MES	Mesa	UMB	Umber

Paint Colors available on certain models:

Drawer Front - CC-MCS4536R and CC-MCS4536L

Drawer Front - CC-MCS4572 and CC-MCS4572-PS

Skirt Only - OCFT4542M-18, OCFT4530M-16 and OST4520M-24

BKD	Backdrop	NWH	Nonchalant White
BFX	Blackfox	SVP	Silverplate
BWH	Bright White	SKS	Skyline Steel
CHT	Chatroom	STM	Storm
GAL	Gale Force	TRC	Tricorn Black
GRV	Greek Villa	UKH	Universal Khaki

4. Fabric Selection - Please supply the following:

Fabric vendor/Pattern name/Pattern color

[For a complete list of JSI Standard and Graded-In Textiles click here](#)

Note: Fabric ran railroaded on cushions.

All COM orders must include the following:

- Vendor's name, pattern name and color
- Sample of the fabric attached to order
- Model numbers of items for fabric application

Special application instructions (e.g., all stripes will be applied front to back unless specified otherwise)

- Customer and purchase order number

Ship prepaid COM

material to:

JSI

Attn: COM Department

201 East Martin Street

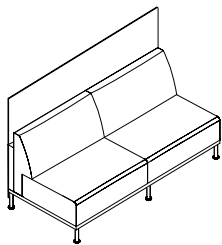
Receiving B, Dock 71

Orleans, IN 47452

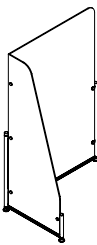
All COM orders will ship at standard lead time from receipt of COM except for orders requiring special custom matched finishes.

Privacy Screens

Satin White frosted acrylic privacy screens are affixed to other products or available as a freestanding unit.



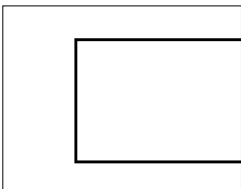
Two Seat with Screen



Privacy Screen

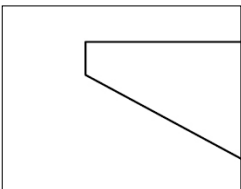
Huddle and Meeting Table Tops Styles

The Collective Motion collaborative tables offer three edge details and four top styles. The back painted glass top with “Write-On-It” glossy glass features a white-board and can be written on with erasable white-board markers.



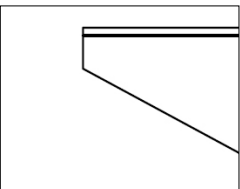
A1

Wood with Straight Edge
standard, no upcharge



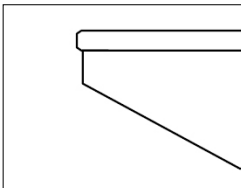
A9

Wood with Reversed
Bevel Edge
no upcharge



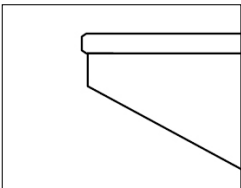
A10

White Laminate Top with Bright
White Reversed Bevel Edge
no upcharge



G2

Back Painted Glass Top with
“Write-On-It” Glossy Glass Top
feature with Bright White Reversed
Bevel Edge
add upcharge
(refer to specific models for pricing)

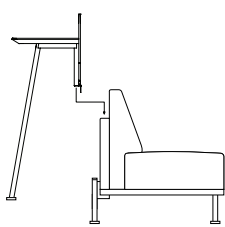
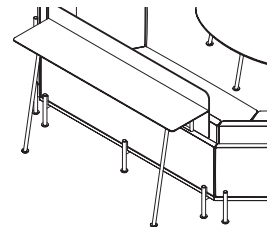


G3

Frosted Back Painted Glass with
Bright White Reversed Bevel Edge
add upcharge
(refer to specific models for pricing)

Attaching Console Table

The console table attaches effortlessly via a mounting hook which fits snugly between the seat back and the upholstered wrap frame.



Seating Material Options

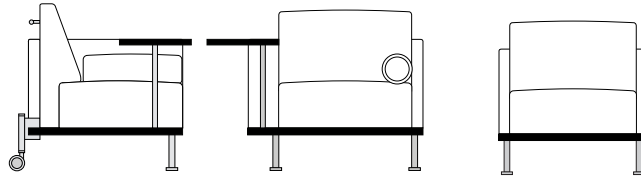
This form must accompany order when specifying contrasting or complementary upholstery.

Call for yardage and pricing.

Areas shown in black requires a finish specification.

Areas (a), (b) and (c) are upholstery and can be specified in contrasting fabric or leather.

Legs, casters and handles are finished in Arctic Silver.



Lounge

Model Number: _____

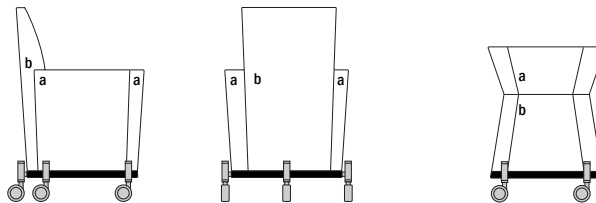
Finish: _____

Surround (a): _____

Seat (b): _____

Back (c): _____

Bolster (d): _____



Mobile Stool

Model Number: _____

Finish: _____

Seat/Top (a): _____

Back/Bottom (b): _____

photo copy or scan

Description	① Model	Specifications	List Price Per Grade																																																						
Single Seat	CM4552	<table><tr><th>Dimensions</th><th>D</th><th>W</th><th>H</th></tr><tr><td>Overall</td><td>33</td><td>31 ½</td><td>32</td></tr><tr><td>Seat</td><td>20</td><td>27</td><td>17 ½</td></tr><tr><td>Arm</td><td></td><td></td><td>26</td></tr><tr><th>Upholstery</th><th colspan="3">Shipping</th></tr><tr><td>COM Ydg</td><td>6 ½</td><td>Ctn Wt</td><td>97</td></tr><tr><td>COL Sq Ft</td><td>130</td><td>Cu Ft</td><td>23</td></tr></table>	Dimensions	D	W	H	Overall	33	31 ½	32	Seat	20	27	17 ½	Arm			26	Upholstery	Shipping			COM Ydg	6 ½	Ctn Wt	97	COL Sq Ft	130	Cu Ft	23	<table><tr><td>COM</td><td>\$3,688</td></tr><tr><td>A</td><td>\$3,771</td></tr><tr><td>B</td><td>\$3,932</td></tr><tr><td>COL/C</td><td>\$4,210</td></tr><tr><td>D</td><td>\$4,572</td></tr><tr><td>E</td><td>\$4,932</td></tr><tr><td>F</td><td>\$5,313</td></tr><tr><td>G</td><td>\$5,854</td></tr><tr><td>H</td><td>\$6,432</td></tr><tr><td>I</td><td>\$7,331</td></tr><tr><td>J</td><td>\$8,412</td></tr><tr><td>L1</td><td>\$6,251</td></tr><tr><td>L2</td><td>\$6,898</td></tr></table>	COM	\$3,688	A	\$3,771	B	\$3,932	COL/C	\$4,210	D	\$4,572	E	\$4,932	F	\$5,313	G	\$5,854	H	\$6,432	I	\$7,331	J	\$8,412	L1	\$6,251	L2	\$6,898
Dimensions	D	W	H																																																						
Overall	33	31 ½	32																																																						
Seat	20	27	17 ½																																																						
Arm			26																																																						
Upholstery	Shipping																																																								
COM Ydg	6 ½	Ctn Wt	97																																																						
COL Sq Ft	130	Cu Ft	23																																																						
COM	\$3,688																																																								
A	\$3,771																																																								
B	\$3,932																																																								
COL/C	\$4,210																																																								
D	\$4,572																																																								
E	\$4,932																																																								
F	\$5,313																																																								
G	\$5,854																																																								
H	\$6,432																																																								
I	\$7,331																																																								
J	\$8,412																																																								
L1	\$6,251																																																								
L2	\$6,898																																																								
Single Seat	CM4550	<table><tr><th>Dimensions</th><th>D</th><th>W</th><th>H</th></tr><tr><td>Overall</td><td>33</td><td>27</td><td>32</td></tr><tr><td>Seat</td><td>20</td><td>27</td><td>17 ½</td></tr><tr><th>Upholstery</th><th colspan="3">Shipping</th></tr><tr><td>COM Ydg</td><td>4 ½</td><td>Ctn Wt</td><td>73</td></tr><tr><td>COL Sq Ft</td><td>90</td><td>Cu Ft</td><td>20</td></tr></table>	Dimensions	D	W	H	Overall	33	27	32	Seat	20	27	17 ½	Upholstery	Shipping			COM Ydg	4 ½	Ctn Wt	73	COL Sq Ft	90	Cu Ft	20	<table><tr><td>COM</td><td>\$3,189</td></tr><tr><td>A</td><td>\$3,246</td></tr><tr><td>B</td><td>\$3,356</td></tr><tr><td>COL/C</td><td>\$3,555</td></tr><tr><td>D</td><td>\$3,801</td></tr><tr><td>E</td><td>\$4,051</td></tr><tr><td>F</td><td>\$4,316</td></tr><tr><td>G</td><td>\$4,691</td></tr><tr><td>H</td><td>\$5,089</td></tr><tr><td>I</td><td>\$5,712</td></tr><tr><td>J</td><td>\$6,461</td></tr><tr><td>L1</td><td>\$4,962</td></tr><tr><td>L2</td><td>\$5,413</td></tr></table>	COM	\$3,189	A	\$3,246	B	\$3,356	COL/C	\$3,555	D	\$3,801	E	\$4,051	F	\$4,316	G	\$4,691	H	\$5,089	I	\$5,712	J	\$6,461	L1	\$4,962	L2	\$5,413				
Dimensions	D	W	H																																																						
Overall	33	27	32																																																						
Seat	20	27	17 ½																																																						
Upholstery	Shipping																																																								
COM Ydg	4 ½	Ctn Wt	73																																																						
COL Sq Ft	90	Cu Ft	20																																																						
COM	\$3,189																																																								
A	\$3,246																																																								
B	\$3,356																																																								
COL/C	\$3,555																																																								
D	\$3,801																																																								
E	\$4,051																																																								
F	\$4,316																																																								
G	\$4,691																																																								
H	\$5,089																																																								
I	\$5,712																																																								
J	\$6,461																																																								
L1	\$4,962																																																								
L2	\$5,413																																																								
Single Seat	CM4552R CM4552L	<table><tr><th>Dimensions</th><th>D</th><th>W</th><th>H</th></tr><tr><td>Overall</td><td>33</td><td>35 ¼</td><td>32</td></tr><tr><td>Seat</td><td>20</td><td>27</td><td>17 ½</td></tr><tr><td>Arm</td><td></td><td></td><td>26</td></tr><tr><th>Upholstery</th><th colspan="3">Shipping</th></tr><tr><td>COM Ydg</td><td>5 ½</td><td>Ctn Wt</td><td>103</td></tr><tr><td>COL Sq Ft</td><td>110</td><td>Cu Ft</td><td>26</td></tr></table>	Dimensions	D	W	H	Overall	33	35 ¼	32	Seat	20	27	17 ½	Arm			26	Upholstery	Shipping			COM Ydg	5 ½	Ctn Wt	103	COL Sq Ft	110	Cu Ft	26	<table><tr><td>COM</td><td>\$4,067</td></tr><tr><td>A</td><td>\$4,135</td></tr><tr><td>B</td><td>\$4,273</td></tr><tr><td>COL/C</td><td>\$4,511</td></tr><tr><td>D</td><td>\$4,815</td></tr><tr><td>E</td><td>\$5,119</td></tr><tr><td>F</td><td>\$5,443</td></tr><tr><td>G</td><td>\$5,898</td></tr><tr><td>H</td><td>\$6,388</td></tr><tr><td>I</td><td>\$7,150</td></tr><tr><td>J</td><td>\$8,064</td></tr><tr><td>L1</td><td>\$6,236</td></tr><tr><td>L2</td><td>\$6,785</td></tr></table>	COM	\$4,067	A	\$4,135	B	\$4,273	COL/C	\$4,511	D	\$4,815	E	\$5,119	F	\$5,443	G	\$5,898	H	\$6,388	I	\$7,150	J	\$8,064	L1	\$6,236	L2	\$6,785
Dimensions	D	W	H																																																						
Overall	33	35 ¼	32																																																						
Seat	20	27	17 ½																																																						
Arm			26																																																						
Upholstery	Shipping																																																								
COM Ydg	5 ½	Ctn Wt	103																																																						
COL Sq Ft	110	Cu Ft	26																																																						
COM	\$4,067																																																								
A	\$4,135																																																								
B	\$4,273																																																								
COL/C	\$4,511																																																								
D	\$4,815																																																								
E	\$5,119																																																								
F	\$5,443																																																								
G	\$5,898																																																								
H	\$6,388																																																								
I	\$7,150																																																								
J	\$8,064																																																								
L1	\$6,236																																																								
L2	\$6,785																																																								
Single Seat	CM4555	<table><tr><th>Dimensions</th><th>D</th><th>W</th><th>H</th></tr><tr><td>Overall</td><td>33</td><td>27</td><td>32</td></tr><tr><td>Seat</td><td>20 ½</td><td>27</td><td>17 ½</td></tr><tr><th>Upholstery</th><th colspan="3">Shipping</th></tr><tr><td>COM Ydg</td><td>4 ½</td><td>Ctn Wt</td><td>79</td></tr><tr><td>COL Sq Ft</td><td>90</td><td>Cu Ft</td><td>20</td></tr></table>	Dimensions	D	W	H	Overall	33	27	32	Seat	20 ½	27	17 ½	Upholstery	Shipping			COM Ydg	4 ½	Ctn Wt	79	COL Sq Ft	90	Cu Ft	20	<table><tr><td>COM</td><td>\$3,631</td></tr><tr><td>A</td><td>\$3,687</td></tr><tr><td>B</td><td>\$3,798</td></tr><tr><td>COL/C</td><td>\$3,993</td></tr><tr><td>D</td><td>\$4,241</td></tr><tr><td>E</td><td>\$4,492</td></tr><tr><td>F</td><td>\$4,755</td></tr><tr><td>G</td><td>\$5,130</td></tr><tr><td>H</td><td>\$5,530</td></tr><tr><td>I</td><td>\$6,155</td></tr><tr><td>J</td><td>\$6,901</td></tr><tr><td>L1</td><td>\$5,406</td></tr><tr><td>L2</td><td>\$5,854</td></tr></table>	COM	\$3,631	A	\$3,687	B	\$3,798	COL/C	\$3,993	D	\$4,241	E	\$4,492	F	\$4,755	G	\$5,130	H	\$5,530	I	\$6,155	J	\$6,901	L1	\$5,406	L2	\$5,854				
Dimensions	D	W	H																																																						
Overall	33	27	32																																																						
Seat	20 ½	27	17 ½																																																						
Upholstery	Shipping																																																								
COM Ydg	4 ½	Ctn Wt	79																																																						
COL Sq Ft	90	Cu Ft	20																																																						
COM	\$3,631																																																								
A	\$3,687																																																								
B	\$3,798																																																								
COL/C	\$3,993																																																								
D	\$4,241																																																								
E	\$4,492																																																								
F	\$4,755																																																								
G	\$5,130																																																								
H	\$5,530																																																								
I	\$6,155																																																								
J	\$6,901																																																								
L1	\$5,406																																																								
L2	\$5,854																																																								

Description	① Model	Specifications	List Price Per Grade																								
Two Seat	CM4575 <ul style="list-style-type: none">• upholstered surround, seat and back• armless• legs feature slider glides for easy mobility• linking brackets available, specify and add \$101 list• corner table available for linking configurations, see page CC8	<table><tr><th>Dimensions</th><th>D</th><th>W</th><th>H</th></tr><tr><td>Overall</td><td>33</td><td>60</td><td>32</td></tr><tr><td>Seat</td><td>20 ½</td><td>60</td><td>17 ½</td></tr><tr><th>Upholstery</th><th colspan="3">Shipping</th></tr><tr><td>COM Ydg</td><td>8 ¾</td><td>Ctn Wt</td><td>145</td></tr><tr><td>COL Sq Ft</td><td>175</td><td>Cu Ft</td><td>43</td></tr></table>	Dimensions	D	W	H	Overall	33	60	32	Seat	20 ½	60	17 ½	Upholstery	Shipping			COM Ydg	8 ¾	Ctn Wt	145	COL Sq Ft	175	Cu Ft	43	COM \$4,092 A \$4,200 B \$4,418 COL/C \$4,792 D \$5,278 E \$5,765 F \$6,277 G \$7,003 H \$7,781 I \$8,995 J \$10,450 L1 \$7,539 L2 \$8,411
Dimensions	D	W	H																								
Overall	33	60	32																								
Seat	20 ½	60	17 ½																								
Upholstery	Shipping																										
COM Ydg	8 ¾	Ctn Wt	145																								
COL Sq Ft	175	Cu Ft	43																								
Three Seat	CM4585 <ul style="list-style-type: none">• upholstered surround, seat and back• armless• legs feature slider glides for easy mobility• linking brackets available, specify and add \$101 list• corner table available for linking configurations, see page CC8	<table><tr><th>Dimensions</th><th>D</th><th>W</th><th>H</th></tr><tr><td>Overall</td><td>33</td><td>78</td><td>32</td></tr><tr><td>Seat</td><td>20 ½</td><td>78</td><td>17 ½</td></tr><tr><th>Upholstery</th><th colspan="3">Shipping</th></tr><tr><td>COM Ydg</td><td>9</td><td>Ctn Wt</td><td>198</td></tr><tr><td>COL Sq Ft</td><td>180</td><td>Cu Ft</td><td>55</td></tr></table>	Dimensions	D	W	H	Overall	33	78	32	Seat	20 ½	78	17 ½	Upholstery	Shipping			COM Ydg	9	Ctn Wt	198	COL Sq Ft	180	Cu Ft	55	COM \$5,447 A \$5,559 B \$5,780 COL/C \$6,168 D \$6,667 E \$7,166 F \$7,693 G \$8,442 H \$9,239 I \$10,488 J \$11,987 L1 \$8,993 L2 \$9,891
Dimensions	D	W	H																								
Overall	33	78	32																								
Seat	20 ½	78	17 ½																								
Upholstery	Shipping																										
COM Ydg	9	Ctn Wt	198																								
COL Sq Ft	180	Cu Ft	55																								
Two Seat Huddle	CM4572 <ul style="list-style-type: none">• huddle unit cannot connect to modular units with a flat end, but can connect to other huddle units• upholstered surround, seat and back• armless• legs feature slider glides for easy mobility• seat front width: 46 ¾"• linking brackets included	<table><tr><th>Dimensions</th><th>D</th><th>W</th><th>H</th></tr><tr><td>Overall</td><td>33</td><td>72</td><td>32</td></tr><tr><td>Seat</td><td>20 ½</td><td>46 ½</td><td>17 ½</td></tr><tr><th>Upholstery</th><th colspan="3">Shipping</th></tr><tr><td>COM Ydg</td><td>8 ¾</td><td>Ctn Wt</td><td>178</td></tr><tr><td>COL Sq Ft</td><td>175</td><td>Cu Ft</td><td>50</td></tr></table>	Dimensions	D	W	H	Overall	33	72	32	Seat	20 ½	46 ½	17 ½	Upholstery	Shipping			COM Ydg	8 ¾	Ctn Wt	178	COL Sq Ft	175	Cu Ft	50	COM \$5,033 A \$5,141 B \$5,358 COL/C \$5,736 D \$6,220 E \$6,706 F \$7,219 G \$7,945 H \$8,724 I \$9,936 J \$11,391 L1 \$8,480 L2 \$9,353
Dimensions	D	W	H																								
Overall	33	72	32																								
Seat	20 ½	46 ½	17 ½																								
Upholstery	Shipping																										
COM Ydg	8 ¾	Ctn Wt	178																								
COL Sq Ft	175	Cu Ft	50																								

To Order, Specify:

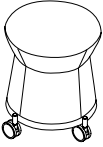
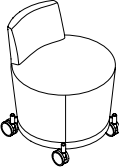
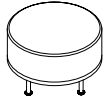
- ① Model Number
- ② Wood Species - Maple (M)
- ③ Wood Finish [See Wood Finish Options](#)
- ④ Fabric Selection - vendor, pattern and color

Visit www.jsifurniture.com/finishes-and-materials/textiles for our textiles program.
See selection of standard and graded in manufacturers and patterns.

Specifications

- Base wood species - Maple.
- Frame interior is upholstery grade plywood with glued solid hardwood cross members reinforced with wood screws.
- Seat has synthetic sheet webbing with cross strap and high resiliency seat polyurethane multi-density foam.
- Back has polypropylene webbing and multi-density polyurethane foam.
- Arctic Silver tubular steel legs.

Description	① Model	Specifications	List Price Per Grade																																																		
Two Seat with Fixed Screen	CM4575-PS <ul style="list-style-type: none">· upholstered surround, seat and back· armless· legs feature slider glides for easy mobility	<table><tr><th>Dimensions</th><th>D</th><th>W</th><th>H</th></tr><tr><td>Overall</td><td>33</td><td>60</td><td>55</td></tr><tr><td>Seat</td><td>20 ½</td><td>60</td><td>17 ½</td></tr><tr><th>Upholstery</th><th colspan="3">Shipping</th></tr><tr><td>COM Ydg</td><td>8 ¾</td><td>Ctn Wt</td><td>281</td></tr><tr><td>COL Sq Ft</td><td>175</td><td>Cu Ft</td><td>72</td></tr></table>	Dimensions	D	W	H	Overall	33	60	55	Seat	20 ½	60	17 ½	Upholstery	Shipping			COM Ydg	8 ¾	Ctn Wt	281	COL Sq Ft	175	Cu Ft	72	<table><tr><td>COM</td><td>\$5,759</td></tr><tr><td>A</td><td>\$5,865</td></tr><tr><td>B</td><td>\$6,082</td></tr><tr><td>COL/C</td><td>\$6,460</td></tr><tr><td>D</td><td>\$6,943</td></tr><tr><td>E</td><td>\$7,431</td></tr><tr><td>F</td><td>\$7,942</td></tr><tr><td>G</td><td>\$8,670</td></tr><tr><td>H</td><td>\$9,446</td></tr><tr><td>I</td><td>\$10,660</td></tr><tr><td>J</td><td>\$12,117</td></tr><tr><td>L1</td><td>\$9,203</td></tr><tr><td>L2</td><td>\$10,077</td></tr></table>	COM	\$5,759	A	\$5,865	B	\$6,082	COL/C	\$6,460	D	\$6,943	E	\$7,431	F	\$7,942	G	\$8,670	H	\$9,446	I	\$10,660	J	\$12,117	L1	\$9,203	L2	\$10,077
Dimensions	D	W	H																																																		
Overall	33	60	55																																																		
Seat	20 ½	60	17 ½																																																		
Upholstery	Shipping																																																				
COM Ydg	8 ¾	Ctn Wt	281																																																		
COL Sq Ft	175	Cu Ft	72																																																		
COM	\$5,759																																																				
A	\$5,865																																																				
B	\$6,082																																																				
COL/C	\$6,460																																																				
D	\$6,943																																																				
E	\$7,431																																																				
F	\$7,942																																																				
G	\$8,670																																																				
H	\$9,446																																																				
I	\$10,660																																																				
J	\$12,117																																																				
L1	\$9,203																																																				
L2	\$10,077																																																				
Three Seat with Fixed Screen	CM4585-PS <ul style="list-style-type: none">· upholstered surround, seat and back· armless· legs feature slider glides for easy mobility· linking brackets available, specify and add \$101 list	<table><tr><th>Dimensions</th><th>D</th><th>W</th><th>H</th></tr><tr><td>Overall</td><td>33</td><td>78</td><td>55</td></tr><tr><td>Seat</td><td>20 ½</td><td>78</td><td>17 ½</td></tr><tr><th>Upholstery</th><th colspan="3">Shipping</th></tr><tr><td>COM Ydg</td><td>9</td><td>Ctn Wt</td><td>325</td></tr><tr><td>COL Sq Ft</td><td>180</td><td>Cu Ft</td><td>93</td></tr></table>	Dimensions	D	W	H	Overall	33	78	55	Seat	20 ½	78	17 ½	Upholstery	Shipping			COM Ydg	9	Ctn Wt	325	COL Sq Ft	180	Cu Ft	93	<table><tr><td>COM</td><td>\$7,112</td></tr><tr><td>A</td><td>\$7,224</td></tr><tr><td>B</td><td>\$7,445</td></tr><tr><td>COL/C</td><td>\$7,833</td></tr><tr><td>D</td><td>\$8,333</td></tr><tr><td>E</td><td>\$8,833</td></tr><tr><td>F</td><td>\$9,357</td></tr><tr><td>G</td><td>\$10,107</td></tr><tr><td>H</td><td>\$10,905</td></tr><tr><td>I</td><td>\$12,154</td></tr><tr><td>J</td><td>\$13,650</td></tr><tr><td>L1</td><td>\$10,658</td></tr><tr><td>L2</td><td>\$11,557</td></tr></table>	COM	\$7,112	A	\$7,224	B	\$7,445	COL/C	\$7,833	D	\$8,333	E	\$8,833	F	\$9,357	G	\$10,107	H	\$10,905	I	\$12,154	J	\$13,650	L1	\$10,658	L2	\$11,557
Dimensions	D	W	H																																																		
Overall	33	78	55																																																		
Seat	20 ½	78	17 ½																																																		
Upholstery	Shipping																																																				
COM Ydg	9	Ctn Wt	325																																																		
COL Sq Ft	180	Cu Ft	93																																																		
COM	\$7,112																																																				
A	\$7,224																																																				
B	\$7,445																																																				
COL/C	\$7,833																																																				
D	\$8,333																																																				
E	\$8,833																																																				
F	\$9,357																																																				
G	\$10,107																																																				
H	\$10,905																																																				
I	\$12,154																																																				
J	\$13,650																																																				
L1	\$10,658																																																				
L2	\$11,557																																																				
Two Seat Huddle with Fixed Screen	CM4572-PS <ul style="list-style-type: none">· huddle unit cannot connect to modular units with a flat end, but can connect to other huddle units· upholstered surround, seat and back· armless· legs feature slider glides for easy mobility· seat front width: 46 ½"· linking brackets included	<table><tr><th>Dimensions</th><th>D</th><th>W</th><th>H</th></tr><tr><td>Overall</td><td>33</td><td>72</td><td>55</td></tr><tr><td>Seat</td><td>20 ½</td><td>46 ½</td><td>17 ½</td></tr><tr><th>Upholstery</th><th colspan="3">Shipping</th></tr><tr><td>COM Ydg</td><td>8 ¾</td><td>Ctn Wt</td><td>304</td></tr><tr><td>COL Sq Ft</td><td>175</td><td>Cu Ft</td><td>86</td></tr></table>	Dimensions	D	W	H	Overall	33	72	55	Seat	20 ½	46 ½	17 ½	Upholstery	Shipping			COM Ydg	8 ¾	Ctn Wt	304	COL Sq Ft	175	Cu Ft	86	<table><tr><td>COM</td><td>\$6,699</td></tr><tr><td>A</td><td>\$6,808</td></tr><tr><td>B</td><td>\$7,025</td></tr><tr><td>COL/C</td><td>\$7,403</td></tr><tr><td>D</td><td>\$7,887</td></tr><tr><td>E</td><td>\$8,372</td></tr><tr><td>F</td><td>\$8,886</td></tr><tr><td>G</td><td>\$9,613</td></tr><tr><td>H</td><td>\$10,390</td></tr><tr><td>I</td><td>\$11,603</td></tr><tr><td>J</td><td>\$13,059</td></tr><tr><td>L1</td><td>\$10,147</td></tr><tr><td>L2</td><td>\$11,019</td></tr></table>	COM	\$6,699	A	\$6,808	B	\$7,025	COL/C	\$7,403	D	\$7,887	E	\$8,372	F	\$8,886	G	\$9,613	H	\$10,390	I	\$11,603	J	\$13,059	L1	\$10,147	L2	\$11,019
Dimensions	D	W	H																																																		
Overall	33	72	55																																																		
Seat	20 ½	46 ½	17 ½																																																		
Upholstery	Shipping																																																				
COM Ydg	8 ¾	Ctn Wt	304																																																		
COL Sq Ft	175	Cu Ft	86																																																		
COM	\$6,699																																																				
A	\$6,808																																																				
B	\$7,025																																																				
COL/C	\$7,403																																																				
D	\$7,887																																																				
E	\$8,372																																																				
F	\$8,886																																																				
G	\$9,613																																																				
H	\$10,390																																																				
I	\$11,603																																																				
J	\$13,059																																																				
L1	\$10,147																																																				
L2	\$11,019																																																				
Corner Table	CM4531 <ul style="list-style-type: none">· upholstered surround· wood top and chassis· use with units 4555, 4575, 4585· legs feature slider glides for easy mobility· linking brackets included	<table><tr><th>Dimensions</th><th>D</th><th>W</th><th>H</th></tr><tr><td>Overall</td><td>33</td><td>33</td><td>26</td></tr><tr><th>Upholstery</th><th colspan="3">Shipping</th></tr><tr><td>COM Ydg</td><td>3</td><td>Ctn Wt</td><td>122</td></tr><tr><td>COL Sq Ft</td><td>60</td><td>Cu Ft</td><td>20</td></tr></table>	Dimensions	D	W	H	Overall	33	33	26	Upholstery	Shipping			COM Ydg	3	Ctn Wt	122	COL Sq Ft	60	Cu Ft	20	<table><tr><td>COM</td><td>\$4,065</td></tr><tr><td>A</td><td>\$4,102</td></tr><tr><td>B</td><td>\$4,177</td></tr><tr><td>COL/C</td><td>\$4,307</td></tr><tr><td>D</td><td>\$4,472</td></tr><tr><td>E</td><td>\$4,637</td></tr><tr><td>F</td><td>\$4,815</td></tr><tr><td>G</td><td>\$5,064</td></tr><tr><td>H</td><td>\$5,330</td></tr><tr><td>I</td><td>\$5,746</td></tr><tr><td>J</td><td>\$6,245</td></tr><tr><td>L1</td><td>\$5,246</td></tr><tr><td>L2</td><td>\$5,546</td></tr></table>	COM	\$4,065	A	\$4,102	B	\$4,177	COL/C	\$4,307	D	\$4,472	E	\$4,637	F	\$4,815	G	\$5,064	H	\$5,330	I	\$5,746	J	\$6,245	L1	\$5,246	L2	\$5,546				
Dimensions	D	W	H																																																		
Overall	33	33	26																																																		
Upholstery	Shipping																																																				
COM Ydg	3	Ctn Wt	122																																																		
COL Sq Ft	60	Cu Ft	20																																																		
COM	\$4,065																																																				
A	\$4,102																																																				
B	\$4,177																																																				
COL/C	\$4,307																																																				
D	\$4,472																																																				
E	\$4,637																																																				
F	\$4,815																																																				
G	\$5,064																																																				
H	\$5,330																																																				
I	\$5,746																																																				
J	\$6,245																																																				
L1	\$5,246																																																				
L2	\$5,546																																																				

Description	1 Model	Specifications				List Price Per Grade	
Mini Mobile Stool 	CM4517 • upholstered seat • four casters • non-locking	Dimensions	D	W	H	COM	\$1,430
		Overall	18 3/8	18 3/8	20 1/2	A	\$1,446
		Upholstery	Shipping			B	\$1,478
		COM Ydg	1 1/4	Ctn Wt	31	COL/C	\$1,531
		COL Sq Ft	25	Cu Ft	5	D	\$1,598
						E	\$1,669
						F	\$1,743
						G	\$1,844
						H	\$1,957
						I	\$2,131
Mini Mobile Stool with Backrest 	CM4519 • upholstered seat and backrest • backrest is 8" high • five casters • non-locking	Dimensions	D	W	H	COM	\$2,044
		Overall	22	21	25	A	\$2,068
		Seat	16 1/2	21	17	B	\$2,116
		Arm				COL/C	\$2,202
		Upholstery	Shipping			D	\$2,316
		COM Ydg	2	Ctn Wt	35	E	\$2,427
		COL Sq Ft	40	Cu Ft	8	F	\$2,544
						G	\$2,709
						H	\$2,886
						I	\$3,165
Ottoman 	CM4527 • upholstered seat	Dimensions	D	W	H	COM	\$1,956
		Overall	27	27	17 3/4	A	\$1,978
		Upholstery	Shipping			B	\$2,021
		COM Ydg	1 3/4	Ctn Wt	54	COL/C	\$2,097
		COL Sq Ft	35	Cu Ft	9	D	\$2,194
						E	\$2,291
						F	\$2,394
						G	\$2,537
						H	\$2,694
						I	\$2,937
						J	\$3,227
						L1	\$2,645
						L2	\$2,819

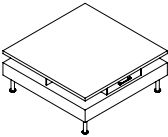
To Order, Specify:

- 1 Model Number
- 2 Wood Species - Maple (M)
- 3 Wood Finish [See Wood Finish Options](#)
- 4 Fabric Selection - vendor, pattern and color
 Visit www.jsifurniture.com/finishes-and-materials/textiles for our textiles program.
 See selection of standard and graded in manufacturers and patterns.

Specifications

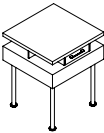
- Base wood species - Maple.
- Frame interior is upholstery grade plywood with glued solid hardwood cross members reinforced with wood screws.
- Seat has synthetic sheet webbing with cross strap and high resiliency seat polyurethane multi-density foam.
- Back has polypropylene webbing and multi-density polyurethane foam.
- Arctic Silver tubular steel legs.

Description	D	W	H	CTN WT	CU FT	① Model	List Price
Coffee Table	42	42	17 ¾	229	21	OCFT4542M-18	\$3,738
	30	30	16 ¾	219	10	OCFT4530M-16	\$2,174



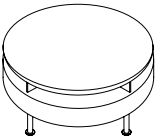
- Maple veneer - specify from seating finishes, see page [CC2](#)
- Anodized Aluminum drawer pulls
- power/communication module available, specify and add \$382 list

End Table	20	20	24	207	7	OST4520M-24	\$2,988
-----------	----	----	----	-----	---	-------------	---------



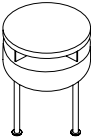
- Maple veneer - specify from seating finishes, see page [CC2](#)
- Anodized Aluminum drawer pulls

Coffee Table	36 ¾	36 ¾	16 ¾	103	15	ORT4536M-17	\$4,762
--------------	------	------	------	-----	----	-------------	---------



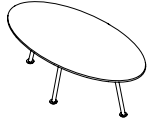
- Maple veneer - specify from seating finishes, see page [CC2](#)
- Skirt not available in paint

End Table	20	20	24 ¾	43	7	ORT4520M-24	\$4,129
-----------	----	----	------	----	---	-------------	---------



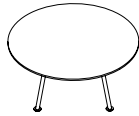
- Maple veneer - specify from seating finishes, see page [CC2](#)
- Skirt not available in paint

Description	D	W	H	CTN WT	CU FT	❶ Model	List Price
Oval Occasional Table	32	60	18	71	24	OVTL4560-18	

**Top Style:**

(A1) Wood with Straight Edge	\$2,467
(A9) Wood with Reversed Bevel Edge	\$2,467
(A10) White Laminate Top with Bright White Reversed Bevel Edge	\$2,467
(G2) "Write-On-It" Glossy Glass Top with Bright White Reversed Bevel Edge	\$4,541
(G3) Frosted Glass Top with Bright White Reversed Bevel Edge	\$4,541

Round Occasional Table	36	36	18	56	16	ORTL4536-18	
------------------------	----	----	----	----	----	-------------	--

**Top Style:**

(A1) Wood with Straight Edge	\$2,105
(A9) Wood with Reversed Bevel Edge	\$2,105
(A10) White Laminate Top with Bright White Reversed Bevel Edge	\$2,105
(G2) "Write-On-It" Glossy Glass Top with Bright White Reversed Bevel Edge	\$3,332
(G3) Frosted Glass Top with Bright White Reversed Bevel Edge	\$3,332

Round Occasional Table	30	30	18	53	11	ORTL4530-18	
------------------------	----	----	----	----	----	-------------	--

**Top Style:**

(A1) Wood with Straight Edge	\$1,998
(A9) Wood with Reversed Bevel Edge	\$1,998
(A10) White Laminate Top with Bright White Reversed Bevel Edge	\$1,998
(G2) "Write-On-It" Glossy Glass Top with Bright White Reversed Bevel Edge	\$3,022
(G3) Frosted Glass Top with Bright White Reversed Bevel Edge	\$3,022

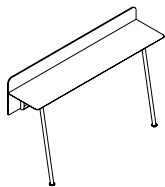
To Order, Specify:

- ❶ Model Number
 ❷ Top Style
 ❸ Wood Finish [See Wood Finish Options](#)

Specifications

- Tops available in Essentials Veneer.
- Legs feature slider glides for easy mobility.
- Arctic Silver tubular steel legs.


Description	D	W	H	CTN WT	CU FT	① Model	List Price
Console Table	16 1/2	60	42 3/8	80	28	CC-HCH4572	

**Top Style:**

(A1) Wood with Straight Edge	\$3,909
(A9) Wood with Reversed Bevel Edge	\$3,909
(A10) White Laminate Top with Bright White Reversed Bevel Edge	\$3,909
(G2) "Write-On-It" Glossy Glass Top with Bright White Reversed Bevel Edge	\$4,997
(G3) Frosted Glass Top with Bright White Reversed Bevel Edge	\$4,997

- use with lounge units without screens: 4575, 4585, 4572
- table top depth: 15"
- table height: 36 3/8"
- screen height: 16"

27" H Rectangular Huddle Table	30	60	27	86	33	CC-HDTREC4560-27	
--------------------------------	----	----	----	----	----	------------------	--

**Top Style:**

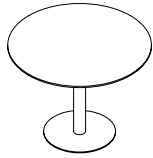
(A1) Wood with Straight Edge	\$2,981
(A9) Wood with Reversed Bevel Edge	\$2,981
(A10) White Laminate Top with Bright White Reversed Bevel Edge	\$2,981
(G2) "Write-On-It" Glossy Glass Top with Bright White Reversed Bevel Edge	\$5,292
(G3) Frosted Glass Top with Bright White Reversed Bevel Edge	\$5,292

Oval Huddle Table	32	60	27	78	35	CC-HDT04560-27	
-------------------	----	----	----	----	----	----------------	--

**Top Style:**

(A1) Wood with Straight Edge	\$2,950
(A9) Wood with Reversed Bevel Edge	\$2,950
(A10) White Laminate Top with Bright White Reversed Bevel Edge	\$2,950
(G2) "Write-On-It" Glossy Glass Top with Bright White Reversed Bevel Edge	\$5,025
(G3) Frosted Glass Top with Bright White Reversed Bevel Edge	\$5,025

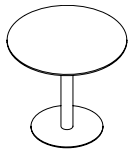
Description	D	W	H	CTN WT	CU FT	❶ Model	List Price
Round Huddle Table	36	36	27	79	24	CC-HDTR4536-27	

**Top Style:**

(A1) Wood with Straight Edge	\$2,217
(A9) Wood with Reversed Bevel Edge	\$2,217
(A10) White Laminate Top with Bright White Reversed Bevel Edge	\$2,217
(G2) "Write-On-It" Glossy Glass Top with Bright White Reversed Bevel Edge	\$3,444
(G3) Frosted Glass Top with Bright White Reversed Bevel Edge	\$3,444

- slider glides for easy mobility
- Arctic Silver base finish

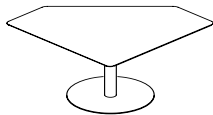
Round Huddle Table	30	30	27	77	17	CC-HDTR4530-27	
--------------------	----	----	----	----	----	----------------	--

**Top Style:**

(A1) Wood with Straight Edge	\$2,102
(A9) Wood with Reversed Bevel Edge	\$2,102
(A10) White Laminate Top with Bright White Reversed Bevel Edge	\$2,102
(G2) "Write-On-It" Glossy Glass Top with Bright White Reversed Bevel Edge	\$3,122
(G3) Frosted Glass Top with Bright White Reversed Bevel Edge	\$3,122

- slider glides for easy mobility
- Arctic Silver base finish

Quad Huddle Table	40	40	27	110	29	CC-HPT4540-27	
-------------------	----	----	----	-----	----	---------------	--

**Top Style:**

(A1) Wood with Straight Edge	\$2,411
(A9) Wood with Reversed Bevel Edge	\$2,411
(A10) White Laminate Top with Bright White Reversed Bevel Edge	\$2,411

- slider glides for easy mobility
- Arctic Silver base finish

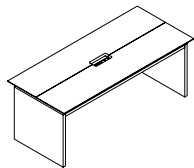
To Order, Specify:

- ❶ Model Number
 ❷ Top Style
 ❸ Wood Finish [See Wood Finish Options](#)

Specifications

- Tops available in Essentials Veneer.
- Legs feature slider glides for easy mobility.
- Arctic Silver tubular steel legs.

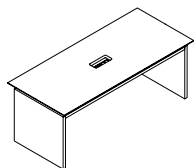
Description	D	W	H	CTN WT	CU FT	① Model	List Price
Meeting Table with Expandable Worksurface	30	69	27	302	38	CC-SMT4569	

**Top Style:**

(A1) Wood with Straight Edge	\$13,321
(A9) Wood with Reversed Bevel Edge	\$13,321
(A10) White Laminate Top with Bright White Reversed Bevel Edge	\$13,321

- veneer bases
- adjustable glides
- White interior laminate
- power port with (2) 120 volt outlets and (2) USB ports
- not available with glass top

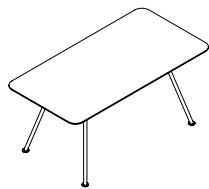
Meeting Table	30	69	27	231	38	CC-FMT4569	
---------------	----	----	----	-----	----	------------	--

**Top Style:**

(A1) Wood with Straight Edge	\$6,760
(A9) Wood with Reversed Bevel Edge	\$6,760
(A10) White Laminate Top with Bright White Reversed Bevel Edge	\$6,760

- veneer bases
- adjustable glides
- power port with (2) 120 volt outlets and (2) USB ports
- not available with glass top

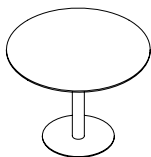
72" W Meeting Table	36	72	29	69	50	CC-HDTREC4572-29	
---------------------	----	----	----	----	----	------------------	--

**Top Style:**

(A1) Wood with Straight Edge	\$3,132
(A9) Wood with Reversed Bevel Edge	\$3,132
(A10) White Laminate Top with Bright White Reversed Bevel Edge	\$3,132
(G2) "Write-On-It" Glossy Glass Top with Bright White Reversed Bevel Edge	\$5,737
(G3) Frosted Glass Top with Bright White Reversed Bevel Edge	\$5,737

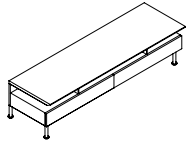
- tubular steel legs

Round Meeting Table	36	36	29	69	25	CC-HDTR4536-29	
---------------------	----	----	----	----	----	----------------	--

**Top Style:**

(A1) Wood with Straight Edge	\$2,440
(A9) Wood with Reversed Bevel Edge	\$2,440
(A10) White Laminate Top with Bright White Reversed Bevel Edge	\$2,440
(G2) "Write-On-It" Glossy Glass Top with Bright White Reversed Bevel Edge	\$3,873
(G3) Frosted Glass Top with Bright White Reversed Bevel Edge	\$3,873

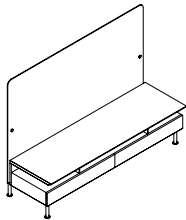
Description	D	W	H	CTN WT	CU FT	❶ Model	List Price
Media Console	23 ¼	72	20 ¼	223	23	CC-MCS4572	

**Top Style:**

(A1) Wood with Straight Edge	\$3,806
(A9) Wood with Reversed Bevel Edge	\$3,806
(A10) White Laminate Top with Bright White Reversed Bevel Edge	\$3,806
(G2) "Write-On-It" Glossy Glass Top with Bright White Reversed Bevel Edge	\$5,901
(G3) Frosted Glass Top with Bright White Reversed Bevel Edge	\$5,901

- tubular steel legs
- drawer dimensions (2): 32 ½" W x 15" D

Media Console with Screen	24 ⅝	72	54	249	62	CC-MCS4572-PS	
---------------------------	------	----	----	-----	----	---------------	--

**Top Style:**

(A1) Wood with Straight Edge	\$5,469
(A9) Wood with Reversed Bevel Edge	\$5,469
(A10) White Laminate Top with Bright White Reversed Bevel Edge	\$5,469
(G2) "Write-On-It" Glossy Glass Top with Bright White Reversed Bevel Edge	\$7,658
(G3) Frosted Glass Top with Bright White Reversed Bevel Edge	\$7,658

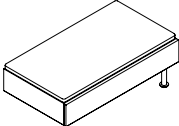
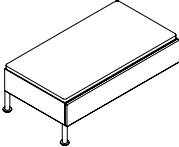
- tubular steel legs
- drawer dimensions (2): 32 ½" W x 15" D

To Order, Specify:

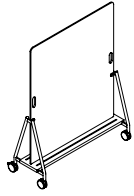
- ❶ Model Number
- ❷ Top Style
- ❸ Wood Finish [See Wood Finish Options](#)
- ❹ Cabinet/Drawer Front Color
 - A. Veneer
 - B. Paint

Specifications

- Tops available in Essentials Veneer.
- Slider glides for easy mobility.
- Arctic Silver base finish.

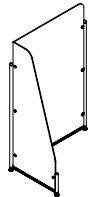
Description	D	W	H	CTN WT	CU FT	Model	List Price No Cushion	List Price With Cushion
Media Ender	22 3⁄8	36	15	74	9	CC-MCS4536R	\$1,977	COM \$2,015
	22 3⁄8	36	15	74	9	CC-MCS4536L	\$1,977	A \$2,034
<div><p>right shown with optional cushion</p><p>left shown with optional cushion</p></div> <div><ul style="list-style-type: none">· available in Essentials Veneer or Paint· Arctic Silver tubular legs· optional cushion has polyurethane foam· use with media console· drawer· legs feature slider glides for easy mobility· optional cushion· com ydg: 1 ½· col sq ft: 30</div>								B \$2,071
								COL/C \$2,136
								D \$2,219
								E \$2,301
								F \$2,390
								G \$2,515
								H \$2,649
								I \$2,856
								J \$3,105
								L1 \$2,609
								L2 \$2,757

Description	D	W	H	CTN WT	CU FT	❶ Model	List Price
Mobile Markerboard	20 ¾	50 ½	66	118	45	CC-MWB4566	\$4,820



- dry erase laminate
- marker rail available in Essentials Veneer
- Arctic Silver powder coat bases
- two locking and two non-locking casters
- board is not magnetic

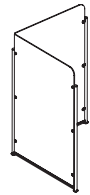
Privacy Screen	25 ⅞	41 ⅞	63 ¼	100	44	CC-SPS4563R	\$5,976
	25 ⅞	41 ⅞	63 ¼	100	44	CC-SPS4563L	\$5,976



left shown

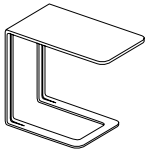
- Satin White acrylic
- legs feature slider glides for easy mobility
- Arctic Silver tubular steel legs
- ships KD
- NOTE: It is recommended other furniture be used around the screen to prevent tipping. Screens are not designed to support the weight of items hanging or leaning against them

Privacy Screen	41 ⅞	41 ⅞	63 ¼	100	44	CL4242-64PP-ACR	\$3,691
----------------	------	------	------	-----	----	-----------------	---------



- Satin White acrylic
- legs feature slider glides for easy mobility
- Arctic Silver tubular steel legs
- ships KD
- NOTE: It is recommended other furniture be used around the screen to prevent tipping. Screens are not designed to support the weight of items hanging or leaning against them

Pull-Up Tablet Table	22	14	26	20	6	CC-TT4522	\$2,967
----------------------	----	----	----	----	---	-----------	---------



- top face available in Essentials Veneer
- slider glides for easy mobility
- inside of aluminum frame is white powder coat

To Order, Specify:

❶ Model Number

❷ Wood or Paint Finish [See Wood Finish/Color Options](#)

❸ Fabric Selection - vendor, pattern and color

Visit www.jsifurniture.com/finishes-and-materials/textiles for our textiles program.

See selection of standard and graded in manufacturers and patterns.