

Corbin Lounge Order Check List:



Specify:

- 1. Model Number
- 2. Wood Species - Maple (M)
- 3. Wood Finish
- 4. Fabric Selection - vendor, pattern and color
- 5. Optional Rubber Cushion Nylon Glides - no upcharge
WOOD LEG MODELS ONLY

Example:

CB7501S | **M** | **AUB** | **MOMENTUM** | **VOX** | **MYSTIC**
 (model #) | (wood species) | (finish) | (fabric vendor) | (pattern name) | (pattern color)

1. Model Number

2. Wood Species - Maple (M)

3. Wood Finish Options:

CAG Aged Ash Coordinate	CGR Graphite Coordinate
ALM Ale Medium	HRV Harvest
AUB Auburn	CHL High Line Coordinate
BRL Barley	CKC Khaki Coordinate
CBE Blonde Echo Coordinate	LGC Legacy
BBM Bourbon Medium	MCH Mocha
CBZ Brazilwood Coordinate	NTO Night Owl
BRM Brighton Medium	COA Oatmeal Cookie Coordinate
BUT Butterscotch	CPI Pinnacle Walnut Coordinate
CIN Cinnamon	PRL Praline
CLA Classic	SAF Saffron
CCF Coffee Coordinate	SIE Sienna
CLL Collectors	CST Studio Teak Coordinate
CCR Cremello Coordinate	TOF Toffee
EAR Earthy	TRF Truffle
ESP Espresso	VEN Venetian
FLX Flax	CVI Vintage Coordinate
CFL Florence Walnut Coordinate	CWH Walnut Heights Coordinate
CFO Fossil Coordinate	CWE Weathered Ash Coordinate

4. Fabric Selection - Please supply the following:

- Fabric vendor
- Pattern name
- Pattern color

[For a complete list of JSI Graded-In Fabric click here](#)

When specifying contrasting upholstery, indicate clearly which upholstery is to be applied to the seat, back and arms. Use higher grade pricing.

- Indicate direction of fabric - Railroaded or Up the Roll
- Please provide illustration, if available

All COM orders must include the following:

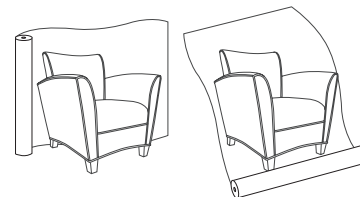
- Vendor's name, pattern name and color
- Sample of the fabric attached to order
- Model numbers of items for fabric application
- Special application instructions (e.g., all stripes will be applied front to back unless specified otherwise)
- Customer and purchase order number

Ship prepaid COM

material to:
 JSI
 Attn: COM Department
 201 East Martin Street
 Receiving B, Dock 71
 Orleans, IN 47452

Application of fabric:





Railroaded Up the Roll



All COM orders will ship at standard lead time from receipt of COM except for orders requiring special custom matched finishes.

**5. Optional Rubber Cushion Nylon Glides - no upcharge
 WOOD LEG MODELS ONLY**

CORBIN

Description	1 Model	Specifications			List Price Per Grade																						
Single Seat  	CB7501W · wood leg	Dimensions	D	W	H	COM \$2,129 A \$2,008 B \$2,367 COL/C \$2,643 D \$2,998 E \$3,353 F \$3,727 G \$4,260 H \$4,828 I \$5,716 J \$6,781 L1 \$5,077 L2 \$5,824																					
	CB7501S · Matte Nickel metal leg	<table border="1"> <thead> <tr> <th>Overall</th> <th>D</th> <th>W</th> <th>H</th> </tr> </thead> <tbody> <tr> <td>32</td> <td>32</td> <td>34</td> <td>35</td> </tr> <tr> <th>Seat</th> <td>22</td> <td>20</td> <td>18</td> </tr> <tr> <th>Arm</th> <td></td> <td></td> <td>28</td> </tr> </tbody> </table>	Overall	D	W	H	32	32	34	35	Seat	22	20	18	Arm			28	<table border="1"> <thead> <tr> <th>Upholstery</th> <th colspan="2">Shipping</th> </tr> </thead> <tbody> <tr> <td>COM Ydg</td> <td>7 ½</td> <td>Ctn Wt 74</td> </tr> <tr> <td>COL Sq Ft</td> <td>173</td> <td>Cu Ft 27</td> </tr> </tbody> </table>	Upholstery	Shipping		COM Ydg	7 ½	Ctn Wt 74	COL Sq Ft	173
Overall	D	W	H																								
32	32	34	35																								
Seat	22	20	18																								
Arm			28																								
Upholstery	Shipping																										
COM Ydg	7 ½	Ctn Wt 74																									
COL Sq Ft	173	Cu Ft 27																									
Two Seat  	CB7502W · wood leg	Dimensions	D	W	H	COM \$2,903 A \$3,019 B \$3,252 COL/C \$3,657 D \$4,178 E \$4,699 F \$5,249 G \$6,028 H \$6,862 I \$8,164 J \$9,727 L1 \$7,227 L2 \$8,321																					
	CB7502S · Matte Nickel metal leg	<table border="1"> <thead> <tr> <th>Overall</th> <th>D</th> <th>W</th> <th>H</th> </tr> </thead> <tbody> <tr> <td>32</td> <td>32</td> <td>54</td> <td>35</td> </tr> <tr> <th>Seat</th> <td>22</td> <td>40</td> <td>18</td> </tr> <tr> <th>Arm</th> <td></td> <td></td> <td>28</td> </tr> </tbody> </table>	Overall	D	W	H	32	32	54	35	Seat	22	40	18	Arm			28	<table border="1"> <thead> <tr> <th>Upholstery</th> <th colspan="2">Shipping</th> </tr> </thead> <tbody> <tr> <td>COM Ydg</td> <td>11</td> <td>Ctn Wt 93</td> </tr> <tr> <td>COL Sq Ft</td> <td>253</td> <td>Cu Ft 45</td> </tr> </tbody> </table>	Upholstery	Shipping		COM Ydg	11	Ctn Wt 93	COL Sq Ft	253
Overall	D	W	H																								
32	32	54	35																								
Seat	22	40	18																								
Arm			28																								
Upholstery	Shipping																										
COM Ydg	11	Ctn Wt 93																									
COL Sq Ft	253	Cu Ft 45																									

To Order, Specify:

- 1 Model Number
- 2 Wood Species - Maple (M)
- 3 Wood Finish
- 4 Fabric Selection - vendor, pattern and color
- 5 Optional Rubber Cushion Nylon Glides - no upcharge
WOOD LEG MODELS ONLY

When ordering Quickship products, place a "Q" in front of model number.
Example: QCB7502W










3 Wood Finish/Color Options:

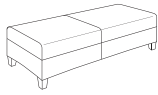
- Maple**
- | | |
|--------------------------------|--------------------------------|
| CAG Aged Ash Coordinate | CGR Graphite Coordinate |
| ALM Ale Medium | HRV Harvest |
| AUB Auburn | CHL High Line Coordinate |
| BRL Barley | CKC Khaki Coordinate |
| CBE Blonde Echo Coordinate | LGC Legacy |
| BBM Bourbon Medium | MCH Mocha |
| CBZ Brazilwood Coordinate | NTO Night Owl |
| BRM Brighton Medium | COA Oatmeal Cook Coordinate |
| BUT Butterscotch | CPI Pinnacle Walnut Coordinate |
| CIN Cinnamon | PRL Praline |
| CLA Classic | SAF Saffron |
| CCF Coffee Coordinate | SIE Sienna |
| CLL Collectors | CST Studio Teak Coordinate |
| CCR Cremello Coordinate | TOF Toffee |
| EAR Earthy | TRF Truffle |
| ESP Espresso | VEN Venetian |
| FLX Flax | CVI Vintage Coordinate |
| CFL Florence Walnut Coordinate | CWH Walnut Heights Coordinate |
| CFO Fossil Coordinate | CWE Weathered Ash Coordinate |

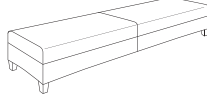
- 4 See a selection of graded in fabric manufacturers and patterns on pages 20-28. Contact Customer Service for additional fabric options.

Specifications

- Wood species - Maple.
- 7/8" thick furniture-grade plywood construction.
- Seat has 6" polyurethane foam with Dacron® wrap and synthetic sheet webbing with cross strap reinforcement.
- Back has 4 1/2" polyurethane foam with synthetic sheet webbing suspension.
- Wood leg comes standard with rubber cushion metal glides (wood leg models only). Metal leg comes with stainless steel nylon glides.

Description	Model	Specifications	List Price Per Grade																												
Three Seat   	CB7503W · wood leg	<table border="1"> <thead> <tr> <th>Dimensions</th> <th>D</th> <th>W</th> <th>H</th> </tr> </thead> <tbody> <tr> <td>Overall</td> <td>32</td> <td>74</td> <td>35</td> </tr> <tr> <td>Seat</td> <td>22</td> <td>60</td> <td>18</td> </tr> <tr> <td>Arm</td> <td></td> <td></td> <td>28</td> </tr> <tr> <th colspan="2">Upholstery</th> <th colspan="2">Shipping</th> </tr> <tr> <td>COM Ydg</td> <td>13</td> <td>Ctn Wt</td> <td>126</td> </tr> <tr> <td>COL Sq Ft</td> <td>299</td> <td>Cu Ft</td> <td>63</td> </tr> </tbody> </table>	Dimensions	D	W	H	Overall	32	74	35	Seat	22	60	18	Arm			28	Upholstery		Shipping		COM Ydg	13	Ctn Wt	126	COL Sq Ft	299	Cu Ft	63	COM \$3,231 A \$3,371 B \$3,645 COL/C \$4,122 D \$4,737 E \$5,353 F \$6,002 G \$6,926 H \$7,910 I \$9,448 J \$11,294 L1 \$8,341 L2 \$9,632
	Dimensions	D	W	H																											
Overall	32	74	35																												
Seat	22	60	18																												
Arm			28																												
Upholstery		Shipping																													
COM Ydg	13	Ctn Wt	126																												
COL Sq Ft	299	Cu Ft	63																												
	CB7503S · Matte Nickel metal leg																														
Ottoman   	CB7504W · wood leg	<table border="1"> <thead> <tr> <th>Dimensions</th> <th>D</th> <th>W</th> <th>H</th> </tr> </thead> <tbody> <tr> <td>Overall</td> <td>19</td> <td>22</td> <td>17</td> </tr> <tr> <th colspan="2">Upholstery</th> <th colspan="2">Shipping</th> </tr> <tr> <td>COM Ydg</td> <td>2½</td> <td>Ctn Wt</td> <td>61</td> </tr> <tr> <td>COL Sq Ft</td> <td>50</td> <td>Cu Ft</td> <td>20</td> </tr> </tbody> </table>	Dimensions	D	W	H	Overall	19	22	17	Upholstery		Shipping		COM Ydg	2½	Ctn Wt	61	COL Sq Ft	50	Cu Ft	20	COM \$1,057 A \$1,083 B \$1,137 COL/C \$1,229 D \$1,347 E \$1,466 F \$1,590 G \$1,768 H \$1,957 I \$2,254 J \$2,609 L1 \$1,897 L2 \$2,111								
	Dimensions	D	W	H																											
Overall	19	22	17																												
Upholstery		Shipping																													
COM Ydg	2½	Ctn Wt	61																												
COL Sq Ft	50	Cu Ft	20																												
	CB7504S · Matte Nickel metal leg																														
Single Seat Bench 	CB7591W · wood leg	<table border="1"> <thead> <tr> <th>Dimensions</th> <th>D</th> <th>W</th> <th>H</th> </tr> </thead> <tbody> <tr> <td>Overall</td> <td>25½</td> <td>20½</td> <td>16</td> </tr> <tr> <th colspan="2">Upholstery</th> <th colspan="2">Shipping</th> </tr> <tr> <td>COM Ydg</td> <td>2</td> <td>Ctn Wt</td> <td>41</td> </tr> <tr> <td>COL Sq Ft</td> <td>40</td> <td>Cu Ft</td> <td>30</td> </tr> </tbody> </table>	Dimensions	D	W	H	Overall	25½	20½	16	Upholstery		Shipping		COM Ydg	2	Ctn Wt	41	COL Sq Ft	40	Cu Ft	30	COM \$1,323 A \$1,346 B \$1,388 COL/C \$1,462 D \$1,558 E \$1,651 F \$1,751 G \$1,893 H \$2,044 I \$2,281 J \$2,565 L1 \$1,997 L2 \$2,168								
	Dimensions	D	W	H																											
Overall	25½	20½	16																												
Upholstery		Shipping																													
COM Ydg	2	Ctn Wt	41																												
COL Sq Ft	40	Cu Ft	30																												
	CB7591S · Matte Nickel metal leg																														

Description	1 Model	Specifications			List Price Per Grade	
Two Seat Bench 	CB7592W · wood leg	Dimensions	D	W	H	COM \$1,798
		Overall	25 1/2	40 1/2	16	A \$1,828
		Upholstery	Shipping			B \$1,887
		COM Ydg	2 3/4	Ctn Wt	76	COL/C \$1,989
		COL Sq Ft	55	Cu Ft	46	D \$2,117
						E \$2,247
						F \$2,384
						G \$2,580
						H \$2,789
						I \$3,115
						J \$3,504
						L1 \$2,724
						L2 \$2,959

Description	1 Model	Specifications			List Price Per Grade	
Three Seat Bench 	CB7593W · wood leg	Dimensions	D	W	H	COM \$2,189
		Overall	25 1/2	60 1/2	16	A \$2,239
		Upholstery	Shipping			B \$2,339
		COM Ydg	4 3/4	Ctn Wt	116	COL/C \$2,514
		COL Sq Ft	95	Cu Ft	62	D \$2,739
						E \$2,965
						F \$3,201
						G \$3,540
						H \$3,900
						I \$4,462
						J \$5,135
						L1 \$3,785
						L2 \$4,190

To Order, Specify:

- 1 Model Number
- 2 Wood Species - Maple (M)
- 3 Wood Finish
- 4 Fabric Selection - vendor, pattern and color
- 5 Optional Rubber Cushion Nylon Glides - no upcharge
WOOD LEG MODELS ONLY

When ordering Quickship products, place a "Q" in front of model number.
Example: QCB7502W



3 Wood Finish/Color Options:

- Maple**
- | | |
|--------------------------------|--------------------------------|
| CAG Aged Ash Coordinate | CGR Graphite Coordinate |
| ALM Ale Medium | HRV Harvest |
| AUB Auburn | CHL High Line Coordinate |
| BRL Barley | CKC Khaki Coordinate |
| CBE Blonde Echo Coordinate | LGC Legacy |
| BBM Bourbon Medium | MCH Mocha |
| CBZ Brazilwood Coordinate | NTO Night Owl |
| BRM Brighton Medium | COA Oatmeal Cook Coordinate |
| BUT Butterscotch | CPI Pinnacle Walnut Coordinate |
| CIN Cinnamon | PRL Praline |
| CLA Classic | SAF Saffron |
| CCF Coffee Coordinate | SIE Sienna |
| CLL Collectors | CST Studio Teak Coordinate |
| CCR Cremello Coordinate | TOF Toffee |
| EAR Earthy | TRF Truffle |
| ESP Espresso | VEN Venetian |
| FLX Flax | CVI Vintage Coordinate |
| CFL Florence Walnut Coordinate | CWH Walnut Heights Coordinate |
| CFO Fossil Coordinate | CWE Weathered Ash Coordinate |

- 4 See a selection of graded in fabric manufacturers and patterns on pages 20-28. Contact Customer Service for additional fabric options.

Specifications

- Wood species - Maple.
- 7/8" thick furniture-grade plywood construction.
- Seat has 6" polyurethane foam with Dacron® wrap and synthetic sheet webbing with cross strap reinforcement.
- Back has 4 1/2" polyurethane foam with synthetic sheet webbing suspension.
- Wood leg comes standard with rubber cushion metal glides (wood leg models only). Metal leg comes with stainless steel nylon glides.