

Finn Nu Lounge Order Check List:



FINN NU

Specify:

- 1. Model Number
- 2. Wood Species - Maple (M)
- 3. Wood Finish
- 4. Fabric Selection - vendor, pattern and color
- 5. Table Tops - Glass (G) or Wood (W)
- 6. Optional Rubber Cushion Nylon Glides (Seating Only) - no upcharge

Example:

FI2351 | **M** | **AUB** | **MOMENTUM** | **VOX** | **MYSTIC**
 (model #) | (wood species) | (finish) | (fabric vendor) | (pattern name) | (pattern color)

1. Model Number

2. Wood Species - Maple (M)

3. Wood Finish Options:

ALM Ale Medium	FLX Flax
AUB Auburn	HRV Harvest
BRL Barley	LGC Legacy
BBM Bourbon Medium	MCH Mocha
BRM Brighton Medium	NTO Night Owl
BUT Butterscotch	PRL Praline
CIN Cinnamon	SAF Saffron
CLA Classic	SIE Sienna
CLL Collectors	TOF Toffee
EAR Earthy	TRF Truffle
ESP Espresso	VEN Venetian

4. Fabric Selection - Please supply the following:

- Fabric vendor
- Pattern name
- Pattern color

[For a complete list of JSI Graded-In Fabric click here](#)

When specifying contrasting upholstery, indicate clearly which upholstery is to be applied to the seat and back. Use higher grade pricing.

- Indicate direction of fabric - Railroaded or Up the Roll
- Please provide illustration, if available


All COM orders must include the following:

- Vendor's name, pattern name and color
- Sample of the fabric attached to order
- Model numbers of items for fabric application
- Special application instructions (e.g., all stripes will be applied front to back unless specified otherwise)
- Customer and purchase order number


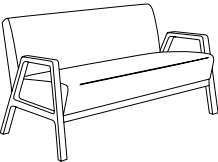
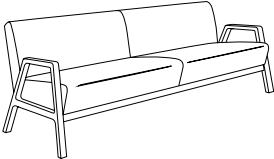
Ship prepaid COM material to:

JSI
 Attn: COM Department
 201 East Martin Street
 Receiving B, Dock 71
 Orleans, IN 47452

Application of fabric:
 Railroaded Up the Roll



All COM orders will ship at standard lead time from receipt of COM except for orders requiring special custom matched finishes.

Description	① Model	Specifications				List Price Per Grade	
Single Seat 	FI2351 · arm	Dimensions				COM \$1,368	
		Overall	30½	27½	30¾	A \$1,393	
		Seat	20½	24	16¾	B \$1,445	
		Arm			22	COL/C \$1,532	
		Upholstery		Shipping		D \$1,644	
		COM Ydg	2½	Ctn Wt	36	E \$1,754	
		COL Sq Ft	58	Cu Ft	25	F \$1,872	
						G \$2,041	
						H \$2,219	
						I \$2,499	
Two Seat 	FI2352 · arm	Dimensions				COM \$1,884	
		Overall	30½	51¼	30¾	A \$1,926	
		Seat	20½	47¾	16¾	B \$2,005	
		Arm			22	COL/C \$2,144	
		Upholstery		Shipping		D \$2,323	
		COM Ydg	4	Ctn Wt	56	E \$2,502	
		COL Sq Ft	92	Cu Ft	39	F \$2,689	
						G \$2,959	
						H \$3,244	
						I \$3,691	
Three Seat 	FI2353 · arm	Dimensions				COM \$2,402	
		Overall	30½	75	30¾	A \$2,470	
		Seat	20½	71½	16¾	B \$2,599	
		Arm			22	COL/C \$2,825	
		Upholstery		Shipping		D \$3,115	
		COM Ydg	6½	Ctn Wt	64	E \$3,406	
		COL Sq Ft	150	Cu Ft	75	F \$3,714	
						G \$4,148	
						H \$4,613	
						I \$5,341	

FINN NU

To Order, Specify:

- ① Model Number
- ② Wood Species - Maple (M)
- ③ Wood Finish
- ④ Fabric Selection - vendor, pattern and color
- ⑤ Optional Rubber Cushion Nylon Glides - no upcharge


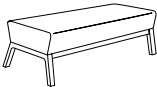
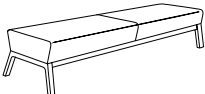
③ Wood Finish/Color Options:

Maple	
ALM Ale Medium	FLX Flax
AUB Auburn	HRV Harvest
BRL Barley	LGC Legacy
BBM Bourbon Medium	MCH Mocha
BRM Brighton Medium	NTO Night Owl
BUT Butterscotch	PRL Praline
CIN Cinnamon	SAF Saffron
CLA Classic	SIE Sienna
CLL Collectors	TOF Toffee
EAR Earthy	TRF Truffle
ESP Espresso	VEN Venetian

Specifications

- Wood species - Maple.
- Seat has 3" high density polyurethane foam and synthetic sheet webbing with cross strap reinforcement.
- Mortise and tenon construction with corner blocks, glue and screws
- Features fixed cushions.
- Standard with rubber cushion metal glides.

④ See a selection of graded in fabric manufacturers and patterns on pages 20-28 Contact Customer Service for additional fabric options.

Description	Model	Specifications				List Price Per Grade	
Single Seat Bench 	F12371	Dimensions		D	W	H	COM \$1,019
		Overall	22 ¼	24	16 ¾	A	\$1,034
		Seat	20 ½	24	16 ¾	B	\$1,064
		Upholstery		Shipping		COL/C	\$1,116
		COM Ydg	1 ½	Ctn Wt	22	D	\$1,183
		COL Sq Ft	35	Cu Ft	13	E	\$1,250
						F	\$1,321
				G	\$1,422		
				H	\$1,530		
				I	\$1,697		
				J	\$1,897		
				L1	\$1,576		
				L2	\$1,716		
Two Seat Bench 	F12372	Dimensions		D	W	H	COM \$1,355
		Overall	22 ¼	47 ¾	16 ¾	A	\$1,381
		Seat	20 ½	47 ¾	16 ¾	B	\$1,431
		Upholstery		Shipping		COL/C	\$1,516
		COM Ydg	2 ½	Ctn Wt	40	D	\$1,628
		COL Sq Ft	58	Cu Ft	20	E	\$1,740
						F	\$1,858
				G	\$2,026		
				H	\$2,205		
				I	\$2,485		
				J	\$2,819		
				L1	\$2,282		
				L2	\$2,517		
Three Seat Bench 	F12373	Dimensions		D	W	H	COM \$1,790
		Overall	22 ¼	71 ½	16 ¾	A	\$1,841
		Seat	20 ½	71 ½	16 ¾	B	\$1,940
		Upholstery		Shipping		COL/C	\$2,114
		COM Ydg	5	Ctn Wt	57	D	\$2,338
		COL Sq Ft	115	Cu Ft	32	E	\$2,562
						F	\$2,797
				G	\$3,134		
				H	\$3,489		
				I	\$4,050		
				J	\$4,719		
				L1	\$3,646		
				L2	\$4,116		

Description	D	W	H	CTN WT	CU FT	① Model	List Price
End Table	24	24	16	40	8	FI2424PG	\$1,373



- glass top
- glossy low iron white back painted glass

End Table	28	20	16	39	7	FI2028PG	\$1,371
-----------	----	----	----	----	---	----------	---------



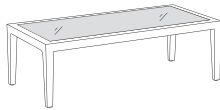
- glass top
- glossy low iron white back painted glass

Coffee Table	42	42	16	111	21	FI4242PG	\$2,528
--------------	----	----	----	-----	----	----------	---------



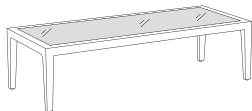
- glass top
- glossy low iron white back painted glass

Coffee Table	24	50	16	77	15	FI2450PG	\$1,962
--------------	----	----	----	----	----	----------	---------



- glass top
- glossy low iron white back painted glass

Coffee Table	24	60	16	91	17	FI2460PG	\$2,154
--------------	----	----	----	----	----	----------	---------



- glass top
- glossy low iron white back painted glass

To Order, Specify:

- ① Model Number
- ② Wood Species - Maple (M)
- ③ Wood Finish
- ④ Fabric Selection - vendor, pattern and color
- ⑤ Optional Rubber Cushion Nylon Glides (seating only) - no upcharge

③ Wood Finish/Color Options:

Maple			
ALM	Ale Medium	FLX	Flax
AUB	Auburn	HRV	Harvest
BRL	Barley	LGC	Legacy
BBM	Bourbon Medium	MCH	Mocha
BRM	Brighton Medium	NTO	Night Owl
BUT	Butterscotch	PRL	Praline
CIN	Cinnamon	SAF	Saffron
CLA	Classic	SIE	Sienna
CLL	Collectors	TOF	Toffee
EAR	Earthy	TRF	Truffle
ESP	Espresso	VEN	Venetian

- ④ See a selection of graded in fabric manufacturers and patterns on pages 20-28 Contact Customer Service for additional fabric options.

Specifications

- Wood species - Maple.
- Seat has 3" high density polyurethane foam and synthetic sheet webbing with cross strap reinforcement.
- Mortise and tenon construction with corner blocks, glue and screws
- Features fixed cushions.
- Standard with rubber cushion metal glides.

Table Specifications

- Wood species - Maple.
- Standard with nylon glides.

Description	D	W	H	CTN WT	CU FT	① Model	List Price
End Table	24	24	16	24	8	FI2424PW	\$1,194



- wood top
- bookmatch maple veneer

End Table	28	20	16	24	7	FI2028PW	\$1,205
-----------	----	----	----	----	---	----------	---------




- wood top
- bookmatch maple veneer

Coffee Table	42	42	16	62	21	FI4242PW	\$1,583
--------------	----	----	----	----	----	----------	---------



- wood top
- bookmatch maple veneer

Coffee Table	24	50	16	45	15	FI2450PW	\$1,421
--------------	----	----	----	----	----	----------	---------



- wood top
- bookmatch maple veneer

Coffee Table	24	60	16	52	17	FI2460PW	\$1,456
--------------	----	----	----	----	----	----------	---------



- wood top
- bookmatch maple veneer

To Order, Specify:

- ① Model Number
- ② Wood Species - Maple (M)
- ③ Wood Finish

③ Wood Finish/Color Options:

Maple			
ALM	Ale Medium	FLX	Flax
AUB	Auburn	HRV	Harvest
BRL	Barley	LGC	Legacy
BBM	Bourbon Medium	MCH	Mocha
BRM	Brighton Medium	NTO	Night Owl
BUT	Butterscotch	PRL	Praline
CIN	Cinnamon	SAF	Saffron
CLA	Classic	SIE	Sienna
CLL	Collectors	TOF	Toffee
EAR	Earthy	TRF	Truffle
ESP	Espresso	VEN	Venetian

Specifications

- Wood species - Maple.
- Standard with nylon glides.

