

Finn Lounge Order Check List:



- Specify:
- ☐ 1. Model Number
 - ☐ 2. Wood Species - Cherry (C), Maple (M), White Oak (WO) or Walnut (W)
 - ☐ 3. Wood Finish
 - ☐ 4. Fabric Selection - vendor, pattern and color
 - ☐ 5. Table Tops - Glass (G) or Wood (W)

Example:

FI2311	C	CLC	MOMENTUM	VOX	MYSTIC
(model #)	(wood species)	(finish)	(fabric vendor)	(pattern name)	(pattern color)

1. Model Number
-
2. Wood Species - Cherry (C), Maple (M), White Oak (WO) or Walnut (W)
-
3. Wood Finish Options:
- | | |
|-----|--------------------|
| CLC | Clear on Cherry |
| CLM | Clear on Maple |
| CLK | Clear on White Oak |
| CLW | Clear on Walnut |

4. Fabric Selection - Please supply the following:
Fabric vendor/Pattern name/Pattern color
- [For a complete list of JSI Standard and Graded-In Textiles click here](#)
- When specifying contrasting upholstery, indicate clearly which upholstery is to be applied to the seat and back. Use higher grade pricing.
- Indicate direction of fabric - Railroaded or Up the Roll
 - Please provide illustration, if available
- All COM orders must include the following:**
- Vendor's name, pattern name and color
 - Sample of the fabric attached to order
 - Model numbers of items for fabric application
 - Special application instructions (e.g., all stripes will be applied front to back unless specified otherwise)
 - Customer and purchase order number
- Ship prepaid COM material to:

JSI

Attn: COM Department

201 East Martin Street



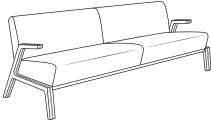
Receiving B, Dock 71

Orleans, IN 47452

Application of fabric:

Railroaded Up the Roll

All COM orders will ship at standard lead time from receipt of COM except for orders requiring special custom matched finishes.



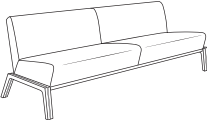
Description	① Model	Specifications				List Price Per Grade	
Single Seat 	FI2311 · cantilever arm	Dimensions	D	W	H	COM	\$3,319
		Overall	30 ½	28	30 ¾	A	\$3,341
		Seat	20 ½	24	16 ¾	B	\$3,384
		Arm			22	COL/C	\$3,457
		Upholstery		Shipping		D	\$3,552
		COM Ydg	2 ½	Ctn Wt	36	E	\$3,633
		COL Sq Ft	58	Cu Ft	25	F	\$3,775
						G	\$3,926
						H	\$4,056
						I	\$4,288
Two Seat 	FI2312 · cantilever arm	Dimensions	D	W	H	COM	\$4,284
		Overall	30 ½	51 ¾	30 ¾	A	\$4,319
		Seat	20 ½	47 ¾	16 ¾	B	\$4,386
		Arm			22	COL/C	\$4,505
		Upholstery		Shipping		D	\$4,658
		COM Ydg	4	Ctn Wt	56	E	\$4,787
		COL Sq Ft	92	Cu Ft	39	F	\$5,013
						G	\$5,256
						H	\$5,464
						I	\$5,835
Three Seat 	FI2313 · cantilever arm	Dimensions	D	W	H	COM	\$5,087
		Overall	30 ½	75 ½	30 ¾	A	\$5,143
		Seat	20 ½	71 ½	16 ¾	B	\$5,252
		Arm			22	COL/C	\$5,445
		Upholstery		Shipping		D	\$5,692
		COM Ydg	6 ½	Ctn Wt	64	E	\$5,904
		COL Sq Ft	150	Cu Ft	75	F	\$6,272
						G	\$6,666
						H	\$7,004
						I	\$7,607
						J	\$8,323
						L1	\$7,166
						L2	\$7,744



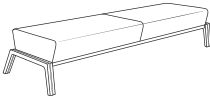
To Order, Specify:

- ① Model Number
 - ② Wood Species - Cherry (C), Maple (M), White Oak (WO) or Walnut (W)
 - ③ Wood Finish [See Wood Finish Options](#)
 - ④ Fabric Selection - vendor, pattern and color
- Visit www.jsifurniture.com/finishes-and-materials/textiles for our textiles program.
- See selection of standard and graded in manufacturers and patterns.

Specifications

- Wood species - Cherry, Maple, White Oak or Walnut in clear finish.
- Seat has 3" high density polyurethane foam and synthetic sheet webbing with cross strap reinforcement.
- Back has 1 ½" high density polyurethane foam.
- Mortise and tenon construction with corner blocks, glue and screws.
- Internal aluminum core throughout the legs and arms.
- Features fixed cushions.
- Standard with rubber cushion metal glides.

Description	Model	Specifications				List Price Per Grade	
<div>Single Seat</div> 	FI2321	Dimensions	D	W	H	COM	\$2,372
		Overall	30 1/2	28	30 3/4	A	\$2,394
		Seat	20 1/2	24	16 3/4	B	\$2,436
		Arm				COL/C	\$2,510
		Upholstery		Shipping		D	\$2,605
		COM Ydg	2 1/2	Ctn Wt	29	E	\$2,686
		COL Sq Ft	58	Cu Ft	25	F	\$2,827
						G	\$2,979
						H	\$3,109
						I	\$3,341
<div>Two Seat</div> 	FI2322	Dimensions	D	W	H	J	\$3,617
		Overall	30 1/2	51 3/4	30 3/4	L1	\$3,171
		Seat	20 1/2	47 3/4	16 3/4	L2	\$3,394
		Arm					
		Upholstery		Shipping			
		COM Ydg	4	Ctn Wt	49		
		COL Sq Ft	92	Cu Ft	39		
<div>Three Seat</div> 	FI2323	Dimensions	D	W	H	COM	\$4,134
		Overall	30 1/2	75 1/2	30 3/4	A	\$4,191
		Seat	20 1/2	71 1/2	16 3/4	B	\$4,300
		Arm				COL/C	\$4,492
		Upholstery		Shipping		D	\$4,740
		COM Ydg	6 1/2	Ctn Wt	68	E	\$4,951
		COL Sq Ft	150	Cu Ft	64	F	\$5,319
						G	\$5,713
						H	\$6,051
						I	\$6,654

Description	① Model	Specifications				List Price Per Grade	
Single Seat Bench 	FI2331	Dimensions	D	W	H	COM	\$2,094
		Overall	22 ¼	28	16 ¾	A	\$2,108
		Seat	20 ½	24	16 ¾	B	\$2,132
		Arm				COL/C	\$2,177
		Upholstery		Shipping		D	\$2,234
		COM Ydg	1 ½	Ctn Wt	22	E	\$2,282
		COL Sq Ft	35	Cu Ft	13	F	\$2,368
						G	\$2,459
						H	\$2,537
						I	\$2,676
Two Seat Bench 	FI2332	Dimensions	D	W	H	COM	\$2,936
		Overall	22 ¼	51 ¾	16 ¾	A	\$2,958
		Seat	20 ½	47 ¾	16 ¾	B	\$3,001
		Arm				COL/C	\$3,075
		Upholstery		Shipping		D	\$3,169
		COM Ydg	2 ½	Ctn Wt	40	E	\$3,250
		COL Sq Ft	58	Cu Ft	20	F	\$3,392
						G	\$3,544
						H	\$3,674
						I	\$3,906
Three Seat Bench 	FI2333	Dimensions	D	W	H	COM	\$3,663
		Overall	22 ¼	75 ½	16 ¾	A	\$3,706
		Seat	20 ½	71 ½	16 ¾	B	\$3,791
		Arm				COL/C	\$3,939
		Upholstery		Shipping		D	\$4,129
		COM Ydg	5	Ctn Wt	57	E	\$4,292
		COL Sq Ft	115	Cu Ft	32	F	\$4,574
						G	\$4,878
						H	\$5,138
						I	\$5,602

To Order, Specify:

- ① Model Number
 - ② Wood Species - Cherry (C), Maple (M), White Oak (WO) or Walnut (W)
 - ③ Wood Finish [See Wood Finish Options](#)
 - ④ Fabric Selection - vendor, pattern and color
- Visit www.jsifurniture.com/finishes-and-materials/textiles for our textiles program.
See selection of standard and graded in manufacturers and patterns.

Specifications

- Wood species - Cherry, Maple, White Oak or Walnut in clear finish.
- Seat has 3" high density polyurethane foam and synthetic sheet webbing with cross strap reinforcement.
- Back has 1 ½" high density polyurethane foam.
- Mortise and tenon construction with corner blocks, glue and screws.
- Internal aluminum core throughout the legs and arms.
- Features fixed cushions.
- Standard with rubber cushion metal glides.

Description	D	W	H	CTN WT	CU FT	① Model	List Price
End Table	24	24	16	40	7	FI2424G	\$2,515



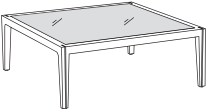
- glass top
- glossy low iron white back painted glass

End Table	28	20	16	39	7	FI2028G	\$2,529
-----------	----	----	----	----	---	---------	---------



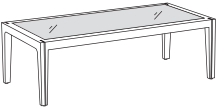
- glass top
- glossy low iron white back painted glass

Coffee Table	42	42	16	111	20	FI4242G	\$4,293
--------------	----	----	----	-----	----	---------	---------



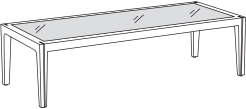
- glass top
- glossy low iron white back painted glass

Coffee Table	24	50	16	77	14	FI2450G	\$3,414
--------------	----	----	----	----	----	---------	---------



- glass top
- glossy low iron white back painted glass

Coffee Table	24	60	16	91	17	FI2460G	\$4,410
--------------	----	----	----	----	----	---------	---------



- glass top
- glossy low iron white back painted glass

Description	D	W	H	CTN WT	CU FT	❶ Model	List Price
End Table	24	24	16	24	7	FI2424W	\$2,349



- wood top
- parquet veneer face

End Table	28	20	16	24	7	FI2028W	\$2,378
-----------	----	----	----	----	---	---------	---------




- wood top
- parquet veneer face

Coffee Table	42	42	16	62	20	FI4242W	\$3,347
--------------	----	----	----	----	----	---------	---------



- wood top
- parquet veneer face

Coffee Table	24	50	16	45	14	FI2450W	\$2,929
--------------	----	----	----	----	----	---------	---------



- wood top
- parquet veneer face

Coffee Table	24	60	16	52	17	FI2460W	\$3,717
--------------	----	----	----	----	----	---------	---------



- wood top
- parquet veneer face

To Order, Specify:

- ❶ Model Number
❷ Wood Finish [See Wood Finish Options](#)

Specifications

- Wood species - Cherry, Maple, White Oak or Walnut in clear finish.
- Internal aluminum core throughout the legs.
- Standard with nylon glides.