

This page left intentionally blank

Harbor Order Check List:



Specify:

- 1. Model Number
- 2. Wood Species - Maple (M)
- 3. Wood Base/Arm Detail Finish
- 4. Fabric Selection - vendor, pattern and color
- 5. Base Selection - wood base standard; specify wood finish
 - A. Black Polyurethane Base - no upcharge
 - B. Black Jury Base - add \$189 list
- 6. Optional Plastic Bumper Guard - add \$21 list

Example:

HB2905 (model #)	M (wood species)	AUB (finish) wood base/arm detail	MOMENTUM (fabric vendor)	VOX (pattern name)	MYSTIC (pattern color)
----------------------------	----------------------------	--	------------------------------------	------------------------------	----------------------------------

1. Model Number

2. Wood Species - Maple (M)

3. Wood Base/Arm Detail Finish Options:

CAG Aged Ash Coordinate	CGR Graphite Coordinate
ALM Ale Medium	HRV Harvest
AUB Auburn	HEN Henna
BRL Barley	CHL High Line Coordinate
CBE Blonde Echo Coordinate	HNY Honey
BBM Bourbon Medium	CKC Khaki Coordinate
CBZ Brazilwood Coordinate	HNY Honey
BRM Brighton Medium	LGC Legacy
BRW Brownie	MCH Mocha
BUT Butterscotch	NTO Night Owl
CAN Canyon	NUT Nut Brown
CIN Cinnamon	COA Oatmeal Cookie Coordinate
CIT Citron	CPI Pinnacle Walnut Coordinate
CLA Classic	PRL Praline
CCF Coffee Coordinate	PRL Praline
CLL Collectors	SAF Saffron
CCR Cremello Coordinate	SIE Sienna
DES Desert	CST Studio Teak Coordinate
EAR Earthy	TOF Toffee
ECU Ecru	TRF Truffle
ESP Espresso	VEN Venetian
FLX Flax	CVI Vintage Coordinate
CFL Florence Walnut Coordinate	CWH Walnut Heights Coordinate
CFO Fossil Coordinate	CWE Weathered Ash Coordinate

4. Fabric Selection - Please supply the following:

- Fabric vendor
- Pattern name
- Pattern color

[For a complete list of JSI Graded-In Fabric click here](#)

When specifying contrasting upholstery, indicate clearly which upholstery is to be applied to the seat, back and arms. Use higher grade pricing.

- Indicate direction of fabric - Railroaded or Up the Roll
- Please provide illustration, if available

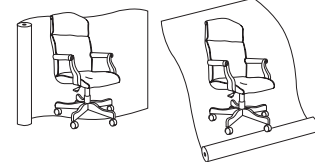
All COM orders must include the following:

- Vendor's name, pattern name and color
- Sample of the fabric attached to order
- Model numbers of items for fabric application
- Special application instructions (e.g., all stripes will be applied front to back unless specified otherwise)
- Customer and purchase order number

Ship prepaid COM material to:

JSI
Attn: COM Department
201 East Martin Street
Receiving B, Dock 71
Orleans, IN 47452

Application of fabric:
Railroaded Up the Roll



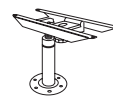
All COM orders will ship at standard lead time from receipt of COM except for orders requiring special custom matched finishes.

5. Base Selection - wood base standard; specify wood finish

- A. Black polyurethane base - no upcharge
- B. Black jury base - add \$189 list





Pneumatic lift - NOT self-centering - Standard



Mechanical self-centering lift - MUST BE SPECIFIED

6. Optional Plastic Bumper Guard - add \$21 list

Description	1 Model	Specifications	List Price Per Grade																																										
Executive Swivel 	HB2905 <ul style="list-style-type: none"> · upholstered open arms · overall height range is 45 1/2 - 50 1/2 · seat height range is 19 - 24 · arm height range is 27 1/2 - 32 1/2 · jury base not available on JSI Quickship program 	<table border="1"> <thead> <tr> <th>Dimensions</th> <th>D</th> <th>W</th> <th>H</th> </tr> </thead> <tbody> <tr> <td>Overall</td> <td>29</td> <td>26 1/2</td> <td>50 1/2</td> </tr> <tr> <td>Seat</td> <td>19 1/2</td> <td>20 3/4</td> <td>24</td> </tr> <tr> <td>Arm</td> <td></td> <td></td> <td>32 1/2</td> </tr> </tbody> </table>	Dimensions	D	W	H	Overall	29	26 1/2	50 1/2	Seat	19 1/2	20 3/4	24	Arm			32 1/2	<table border="1"> <tbody> <tr> <td>COM</td> <td>\$1,605</td> </tr> <tr> <td>A</td> <td>\$1,631</td> </tr> <tr> <td>B</td> <td>\$1,688</td> </tr> <tr> <td>COL/C</td> <td>\$1,784</td> </tr> <tr> <td>D</td> <td>\$1,906</td> </tr> <tr> <td>E</td> <td>\$2,028</td> </tr> <tr> <td>F</td> <td>\$2,157</td> </tr> <tr> <td>G</td> <td>\$2,343</td> </tr> <tr> <td>H</td> <td>\$2,540</td> </tr> <tr> <td>I</td> <td>\$2,847</td> </tr> <tr> <td>J</td> <td>\$3,216</td> </tr> <tr> <td>L1</td> <td>\$2,380</td> </tr> <tr> <td>L2</td> <td>\$2,577</td> </tr> </tbody> </table>	COM	\$1,605	A	\$1,631	B	\$1,688	COL/C	\$1,784	D	\$1,906	E	\$2,028	F	\$2,157	G	\$2,343	H	\$2,540	I	\$2,847	J	\$3,216	L1	\$2,380	L2	\$2,577
		Dimensions	D	W	H																																								
Overall	29	26 1/2	50 1/2																																										
Seat	19 1/2	20 3/4	24																																										
Arm			32 1/2																																										
COM	\$1,605																																												
A	\$1,631																																												
B	\$1,688																																												
COL/C	\$1,784																																												
D	\$1,906																																												
E	\$2,028																																												
F	\$2,157																																												
G	\$2,343																																												
H	\$2,540																																												
I	\$2,847																																												
J	\$3,216																																												
L1	\$2,380																																												
L2	\$2,577																																												
		<table border="1"> <thead> <tr> <th>Upholstery</th> <th colspan="2">Shipping</th> </tr> </thead> <tbody> <tr> <td>COM Ydg</td> <td>2 3/4</td> <td>Ctn Wt 50</td> </tr> <tr> <td>COL Sq Ft</td> <td>50</td> <td>Cu Ft 19</td> </tr> </tbody> </table>	Upholstery	Shipping		COM Ydg	2 3/4	Ctn Wt 50	COL Sq Ft	50	Cu Ft 19																																		
Upholstery	Shipping																																												
COM Ydg	2 3/4	Ctn Wt 50																																											
COL Sq Ft	50	Cu Ft 19																																											

Description	1 Model	Specifications	List Price Per Grade																																										
Management Swivel 	HB2900 <ul style="list-style-type: none"> · upholstered open arms · overall height range is 39 - 44 · seat height range is 19 - 24 · arm height range is 27 1/2 - 32 1/2 · jury base not available on JSI Quickship program 	<table border="1"> <thead> <tr> <th>Dimensions</th> <th>D</th> <th>W</th> <th>H</th> </tr> </thead> <tbody> <tr> <td>Overall</td> <td>28 1/2</td> <td>26 1/2</td> <td>44</td> </tr> <tr> <td>Seat</td> <td>19 1/2</td> <td>20 3/4</td> <td>24</td> </tr> <tr> <td>Arm</td> <td></td> <td></td> <td>32 1/2</td> </tr> </tbody> </table>	Dimensions	D	W	H	Overall	28 1/2	26 1/2	44	Seat	19 1/2	20 3/4	24	Arm			32 1/2	<table border="1"> <tbody> <tr> <td>COM</td> <td>\$1,522</td> </tr> <tr> <td>A</td> <td>\$1,547</td> </tr> <tr> <td>B</td> <td>\$1,597</td> </tr> <tr> <td>COL/C</td> <td>\$1,684</td> </tr> <tr> <td>D</td> <td>\$1,796</td> </tr> <tr> <td>E</td> <td>\$1,907</td> </tr> <tr> <td>F</td> <td>\$2,025</td> </tr> <tr> <td>G</td> <td>\$2,194</td> </tr> <tr> <td>H</td> <td>\$2,371</td> </tr> <tr> <td>I</td> <td>\$2,652</td> </tr> <tr> <td>J</td> <td>\$2,988</td> </tr> <tr> <td>L1</td> <td>\$2,227</td> </tr> <tr> <td>L2</td> <td>\$2,407</td> </tr> </tbody> </table>	COM	\$1,522	A	\$1,547	B	\$1,597	COL/C	\$1,684	D	\$1,796	E	\$1,907	F	\$2,025	G	\$2,194	H	\$2,371	I	\$2,652	J	\$2,988	L1	\$2,227	L2	\$2,407
		Dimensions	D	W	H																																								
Overall	28 1/2	26 1/2	44																																										
Seat	19 1/2	20 3/4	24																																										
Arm			32 1/2																																										
COM	\$1,522																																												
A	\$1,547																																												
B	\$1,597																																												
COL/C	\$1,684																																												
D	\$1,796																																												
E	\$1,907																																												
F	\$2,025																																												
G	\$2,194																																												
H	\$2,371																																												
I	\$2,652																																												
J	\$2,988																																												
L1	\$2,227																																												
L2	\$2,407																																												
		<table border="1"> <thead> <tr> <th>Upholstery</th> <th colspan="2">Shipping</th> </tr> </thead> <tbody> <tr> <td>COM Ydg</td> <td>2 1/2</td> <td>Ctn Wt 46</td> </tr> <tr> <td>COL Sq Ft</td> <td>45</td> <td>Cu Ft 14</td> </tr> </tbody> </table>	Upholstery	Shipping		COM Ydg	2 1/2	Ctn Wt 46	COL Sq Ft	45	Cu Ft 14																																		
Upholstery	Shipping																																												
COM Ydg	2 1/2	Ctn Wt 46																																											
COL Sq Ft	45	Cu Ft 14																																											

To Order, Specify:

- 1 Model Number
- 2 Wood Species - Maple (M)
- 3 Wood Base/Arm Detail Finish
- 4 Fabric Selection - vendor, pattern and color
- 5 Base Selection - wood base standard; specify wood finish
 - A. Black Polyurethane Base - no upcharge
 - B. Black Jury Base - add \$189 list
 (self-centering manual available - specify when ordering)
- 6 Optional Plastic Bumper Guard - add \$21 list

3 Wood Base/Arm Detail Finish Options:

- | | |
|--------------------------------|--------------------------------|
| CAG Aged Ash Coordinate | CGR Graphite Coordinate |
| ALM Ale Medium | CHL High Line Coordinate |
| AUB Auburn | CKC Khaki Coordinate |
| AUT Autumn | LGC Legacy |
| BRL Barley | MCH Mocha |
| CBE Blonde Echo Coordinate | NTO Night Owl |
| BBM Bourbon Medium | COA Oatmeal Cookie Coordinate |
| CBZ Brazilwood Coordinate | CPI Pinnacle Walnut Coordinate |
| BRM Brighton Medium | PRL Praline |
| BUT Butterscotch | SAF Saffron |
| CIN Cinnamon | SIE Sienna |
| CLA Classic | CST Studio Teak Coordinate |
| CCF Coffee Coordinate | TOF Toffee |
| CCR Cremello Coordinate | TRF Truffle |
| EAR Earthy | VEN Venetian |
| ESP Espresso | CVI Vintage Coordinate |
| FLX Flax | CWH Walnut Heights Coordinate |
| CFL Florence Walnut Coordinate | CWE Weathered Ash Coordinate |
| CFO Fossil Coordinate | |

- 4 See a selection of graded in fabric manufacturers and patterns on pages 20-28. Contact Customer Service for additional fabric options.

Specifications

- Wood species - Maple.
- Seat and back are 3" high density polyurethane foam.
- Swivel models revolve, adjusts for height and tension, have swivel tilt, a pneumatic lift with wood base and black dual wheel casters.
- Arms have 1/2" polyurethane foam.
- Frame construction consist of one piece molded plywood shell.

Harbor Order Check List:



Specify:

- 1. Model Number
- 2. Wood Species - Maple (M)
- 3. Wood Finish
- 4. Fabric Selection - vendor, pattern and color
- 5. Optional Casters - add \$107 list; specify color
- 6. Optional Rubber Cushion Nylon Glides - no upcharge

Example:

HB2901 | **M** | **AUB** | **MOMENTUM** | **VOX** | **MYSTIC**
 (model #) | (wood species) | (finish) | (fabric vendor) | (pattern name) | (pattern color)

1. Model Number

2. Wood Species - Maple (M)

3. Wood Finish Options:

CAG Aged Ash Coordinate	CGR Graphite Coordinate
ALM Ale Medium	HRV Harvest
AUB Auburn	HEN Henna
BRL Barley	CHL High Line Coordinate
CBE Blonde Echo Coordinate	HNY Honey
BBM Bourbon Medium	CKC Khaki Coordinate
CBZ Brazilwood Coordinate	HNY Honey
BRM Brighton Medium	LGC Legacy
BRW Brownie	MCH Mocha
BUT Butterscotch	NTO Night Owl
CAN Canyon	NUT Nut Brown
CIN Cinnamon	COA Oatmeal Cookie Coordinat
CIT Citron	CPI Pinnacle Walnut Coordinate
CLA Classic	PRL Praline
CCF Coffee Coordinate	PRL Praline
CLL Collectors	SAF Saffron
CCR Cremello Coordinate	SIE Sienna
DES Desert	CST Studio Teak Coordinate
EAR Earthy	TOF Toffee
ECU Ecru	TRF Truffle
ESP Espresso	VEN Venetian
FLX Flax	CVI Vintage Coordinate
CFL Florence Walnut Coordinate	CWH Walnut Heights Coordinate
CFO Fossil Coordinate	CWE Weathered Ash Coordinate

4. Fabric Selection - Please supply the following:

- Fabric vendor
- Pattern name
- Pattern color

[For a complete list of JSI Graded-In Fabric click here](#)

When specifying contrasting upholstery, indicate clearly which upholstery is to be applied to the seat, back and arms. Use higher grade pricing.

- Indicate direction of fabric - Railroaded or Up the Roll
- Please provide illustration, if available

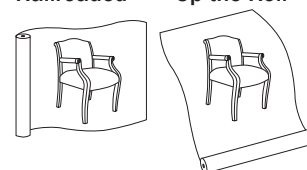
All COM orders must include the following:

- Vendor's name, pattern name and color
- Sample of the fabric attached to order
- Model numbers of items for fabric application
- Special application instructions (e.g., all stripes will be applied front to back unless specified otherwise)
- Customer and purchase order number

Ship prepaid COM material to:

JSI
 Attn: COM Department
 201 East Martin Street
 Receiving B, Dock 71
 Orleans, IN 47452

Application of fabric:
 Railroaded Up the Roll




All COM orders will ship at standard lead time from receipt of COM except for orders requiring special custom matched finishes.

5. Optional Casters - add \$107 list; specify color.

- Color:**
- Black
 - Antique Brass

6. Optional Rubber Cushion Nylon Glides - no upcharge

Description	1 Model	Specifications			List Price Per Grade	
Guest Chair 	HB2901	Dimensions	D	W	H	COM \$1,140
		Overall	26	24 ¾	34	A \$1,162
		Seat	18 ½	20	19	B \$1,200
		Arm			26 ½	COL/C \$1,271
		Upholstery	Shipping			D \$1,360
		COM Ydg	2	Ctn Wt	40	E \$1,449
		COL Sq Ft	36	Cu Ft	16	F \$1,544
						G \$1,677
						H \$1,820
						I \$2,046
						J \$2,313
						L1 \$1,705
						L2 \$1,848

To Order, Specify:

- 1 Model Number
- 2 Wood Species - Maple (M)
- 3 Wood Finish
- 4 Fabric Selection - vendor, pattern and color
- 5 Optional Casters - add \$107 list; specify color
- 6 Optional Rubber Cushion Nylon Glides - no upcharge

3 Wood Finish/Color Options:

Maple	
CAG Aged Ash Coordinate	CGR Graphite Coordinate
ALM Ale Medium	HRV Harvest
AUB Auburn	CHL High Line Coordinate
BRL Barley	CKC Khaki Coordinate
CBE Blonde Echo Coordinate	LGC Legacy
BBM Bourbon Medium	MCH Mocha
CBZ Brazilwood Coordinate	NTO Night Owl
BRM Brighton Medium	COA Oatmeal Cook Coordinate
BUT Butterscotch	CPI Pinnacle Walnut Coordinate
CIN Cinnamon	PRL Praline
CLA Classic	SAF Saffron
CCF Coffee Coordinate	SIE Sienna
CLL Collectors	CST Studio Teak Coordinate
CCR Cremello Coordinate	TOF Toffee
EAR Earthy	TRF Truffle
ESP Espresso	VEN Venetian
FLX Flax	CVI Vintage Coordinate
CFL Florence Walnut Coordinate	CWH Walnut Heights Coordinate
CFO Fossil Coordinate	CWE Weathered Ash Coordinate

- 4 See a selection of graded in fabric manufacturers and patterns on pages 20-28 Contact Customer Service for additional fabric options.

Specifications

- Wood species - Maple.
- Seat has synthetic sheet webbing and 2" polyurethane foam.
- Back has polypropylene webbing and 3 ½" polyurethane foam.
- Spiral grooved hardwood dowels with corner blocks, glue and screws.
- Standard with rubber cushion metal glides.

Harbor Lounge Order Check List:



Specify:

- 1. Model Number
- 2. Wood Species - Maple (M)
- 3. Wood Finish
- 4. Fabric Selection - vendor, pattern and color
- 5. Optional Rubber Cushion Nylon Glides - no upcharge

Example:

HD2911 | M | AUB | MOMENTUM | VOX | MYSTIC
 (model #) | (wood species) | (finish) | (fabric vendor) | (pattern name) | (pattern color)

1. Model Number

2. Wood Species - Maple (M)

3. Wood Finish Options:

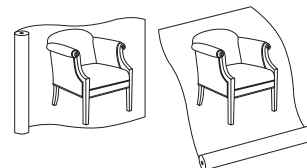
CAG Aged Ash Coordinate	CGR Graphite Coordinate
ALM Ale Medium	HRV Harvest
AUB Auburn	CHL High Line Coordinate
BRL Barley	CKC Khaki Coordinate
CBE Blonde Echo Coordinate	LGC Legacy
BBM Bourbon Medium	MCH Mocha
CBZ Brazilwood Coordinate	NTO Night Owl
BRM Brighton Medium	COA Oatmeal Cookie Coordinate
BUT Butterscotch	CPI Pinnacle Walnut Coordinate
CIN Cinnamon	PRL Praline
CLA Classic	SAF Saffron
CCF Coffee Coordinate	SIE Sienna
CLL Collectors	CST Studio Teak Coordinate
CCR Cremello Coordinate	TOF Toffee
EAR Earthy	TRF Truffle
ESP Espresso	VEN Venetian
FLX Flax	CVI Vintage Coordinate
CFL Florence Walnut Coordinate	CWH Walnut Heights Coordinate
CFO Fossil Coordinate	CWE Weathered Ash Coordinate

All COM orders must include the following:

- Vendor's name, pattern name and color
- Sample of the fabric attached to order
- Model numbers of items for fabric application
- Special application instructions (e.g., all stripes will be applied front to back unless specified otherwise)
- Customer and purchase order number

Ship prepaid COM material to:
 JSI
 Attn: COM Dept
 932 Mill Street
 Jasper, IN 47546

Application of fabric:
 Railroaded Up the Roll



All COM orders will ship at standard lead time from receipt of COM except for orders requiring special custom matched finishes.

5. Optional Rubber Cushion Nylon Glides - no upcharge


4. Fabric Selection - Please supply the following:


- Fabric vendor
- Pattern name
- Pattern color


[For a complete list of JSI Graded-In Fabric click here](#)

When specifying contrasting upholstery, indicate clearly which upholstery is to be applied to the seat, back and arms. Use higher grade pricing.

- Indicate direction of fabric - Railroaded or Up the Roll
- Please provide illustration, if available

Description	① Model	Specifications			List Price Per Grade	
Club Chair 	HB2911	Dimensions	D	W	H	COM \$1,818
		Overall	30 ½	28 ½	34 ½	A \$1,879
		Seat	19 ¼	18 ½	17 ½	B \$1,998
		Arm			29	COL/C \$2,206
		Upholstery	Shipping			D \$2,474
		COM Ydg	6	Ctn Wt	70	E \$2,743
		COL Sq Ft	120	Cu Ft	31	F \$3,026
						G \$3,428
						H \$3,857
						I \$4,528
				J \$5,333		
				L1 \$3,724		
				L2 \$4,208		

Description	① Model	Specifications			List Price Per Grade	
Loveseat 	HB2912	Dimensions	D	W	H	COM \$2,335
		Overall	30 ½	52 ½	34 ½	A \$2,420
		Seat	19 ¼	42 ½	17 ½	B \$2,589
		Arm			29	COL/C \$2,883
		Upholstery	Shipping			D \$3,264
		COM Ydg	8 ½	Ctn Wt	95	E \$3,644
		COL Sq Ft	170	Cu Ft	51	F \$4,047
						G \$4,617
						H \$5,223
						I \$6,172
				J \$7,314		
				L1 \$5,033		
				L2 \$5,716		

Description	① Model	Specifications			List Price Per Grade	
Sofa 	HB2913	Dimensions	D	W	H	COM \$2,978
		Overall	30 ½	76 ½	34 ½	A \$3,088
		Seat	19 ¼	66 ½	17 ½	B \$3,307
		Arm			29	COL/C \$3,690
		Upholstery	Shipping			D \$4,181
		COM Ydg	11	Ctn Wt	125	E \$4,674
		COL Sq Ft	220	Cu Ft	74	F \$5,193
						G \$5,929
						H \$6,716
						I \$7,946
				J \$9,422		
				L1 \$6,471		
				L2 \$7,355		

To Order, Specify:

- ① Model Number
- ② Wood Species - Maple (M)
- ③ Wood Finish
- ④ Fabric Selection - vendor, pattern and color
- ⑤ Optional Rubber Cushion Nylon Glides - no upcharge

③ Wood Finish/Color Options:

Maple		
CAG Aged Ash Coordinate	CGR Graphite Coordinate	
ALM Ale Medium	HRV Harvest	
AUB Auburn	CHL High Line Coordinate	
BRL Barley	CKC Khaki Coordinate	
CBE Blonde Echo Coordinate	LGC Legacy	
BBM Bourbon Medium	MCH Mocha	
CBZ Brazilwood Coordinate	NTO Night Owl	
BRM Brighton Medium	COA Oatmeal Cook Coordinate	
BUT Butterscotch	CPI Pinnacle Walnut Coordinate	
CIN Cinnamon	PRL Praline	
CLA Classic	SAF Saffron	
CCF Coffee Coordinate	SIE Sienna	
CLL Collectors	CST Studio Teak Coordinate	
CCR Cremello Coordinate	TOF Toffee	
EAR Earthy	TRF Truffle	
ESP Espresso	VEN Venetian	
FLX Flax	CVI Vintage Coordinate	
CFL Florence Walnut Coordinate	CWH Walnut Heights Coordinate	
CFO Fossil Coordinate	CWE Weathered Ash Coordinate	

- ④ See a selection of graded in fabric manufacturers and patterns on pages 20-28 Contact Customer Service for additional fabric options.

Specifications

- Wood species - Maple.
- Seat has synthetic sheet webbing with cross strap reinforcement and 3 ½" polyurethane high density foam.
- Back has synthetic sheet webbing and 3 ½" polyurethane high density foam.
- Arms have ½" polyurethane foam.
- Spiral grooved hardwood dowels with corner blocks, glue and screws.
- Standard with rubber cushion metal glides.