

## Harbor Order Check List:



**Specify:**

- 1. Model Number
- 2. Wood Species - Maple (M)
- 3. Wood Base/Arm Detail Finish
- 4. Fabric Selection - vendor, pattern and color
- 5. Base Selection - wood base standard; specify wood finish
  - A. Black Polyurethane Base - no upcharge
  - B. Black Jury Base - add \$182 list
- 6. Optional Plastic Bumper Guard - add \$20 list

**Example:**

<b>HB2905</b> (model #)	<b>M</b> (wood species)	<b>AUB</b> (finish) wood base/arm detail	<b>MOMENTUM</b> (fabric vendor)	<b>VOX</b> (pattern name)	<b>MYSTIC</b> (pattern color)
----------------------------	----------------------------	--	------------------------------------	------------------------------	----------------------------------

**1. Model Number**

**2. Wood Species - Maple (M)**

**3. Wood Base/Arm Detail Finish Options:**

CAG Aged Ash Coordinate	CGR Graphite Coordinate
ALE Ale	HRV Harvest
AUB Auburn	HEN Henna
BRL Barley	CHL High Line Coordinate
CBE Blonde Echo Coordinate	HNY Honey
BBN Bourbon	CKC Khaki Coordinate
CBZ Brazilwood Coordinate	HNY Honey
BRG Brighton	LGC Legacy
BRW Brownie	MCH Mocha
BUT Butterscotch	NTO Night Owl
CAN Canyon	NUT Nut Brown
CIN Cinnamon	COA Oatmeal Cookie Coordinate
CIT Citron	CPI Pinnacle Walnut Coordinate
CLA Classic	PRL Praline
CCF Coffee Coordinate	PRL Praline
CLL Collectors	SAF Saffron
CCR Cremello Coordinate	SIE Sienna
DES Desert	CST Studio Teak Coordinate
EAR Earthy	TOF Toffee
ECU Ecu	TRF Truffle
ESP Espresso	VEN Venetian
FLX Flax	CVI Vintage Coordinate
CFL Florence Walnut Coordinate	CWH Walnut Heights Coordinate
CFO Fossil Coordinate	CWE Weathered Ash Coordinate

**4. Fabric Selection - Please supply the following:**

- Fabric vendor
- Pattern name
- Pattern color

[For a complete list of JSI Graded-In Fabric click here](#)

When specifying contrasting upholstery, indicate clearly which upholstery is to be applied to the seat, back and arms. Use higher grade pricing.

- Indicate direction of fabric - Railroaded or Up the Roll
- Please provide illustration, if available

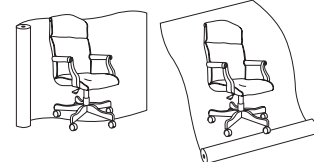
**All COM orders must include the following:**

- Vendor's name, pattern name and color
- Sample of the fabric attached to order
- Model numbers of items for fabric application
- Special application instructions (e.g., all stripes will be applied front to back unless specified otherwise)
- Customer and purchase order number

Ship prepaid COM material to:

JSI  
Attn: COM Department  
201 East Martin Street  
Receiving B, Dock 71  
Orleans, IN 47452

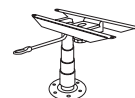
Application of fabric:  
Railroaded      Up the Roll



All COM orders will ship at standard lead time from receipt of COM except for orders requiring special custom matched finishes.

**5. Base Selection - wood base standard; specify wood finish**

- A. Black polyurethane base - no upcharge
- B. Black jury base - add \$182 list





Pneumatic lift - NOT self-centering - Standard



Mechanical self-centering lift - MUST BE SPECIFIED

**6. Optional Plastic Bumper Guard - add \$20 list**

Description	1 Model	Specifications				List Price Per Grade	
<b>Executive Swivel</b> 	<b>HB2905</b> · upholstered open arms · overall height range is 45 ½ - 50 ½ · seat height range is 19 - 24 · arm height range is 27 ½ - 32 ½ · jury base not available on JSI Quickship program	<b>Dimensions</b>	<b>D</b>	<b>W</b>	<b>H</b>	<b>COM</b>	\$1,552
		Overall	29	26 ½	50 ½	A	\$1,577
		Seat	19 ½	20 ¾	24	B	\$1,632
		Arm			32 ½	COL/C	\$1,725
		<b>Upholstery</b>	<b>Shipping</b>			D	\$1,843
		COM Ydg	2 ¾	Ctn Wt	50	E	\$1,961
		COL Sq Ft	50	Cu Ft	19	F	\$2,086
						G	\$2,265
						H	\$2,456
						I	\$2,753
				J	\$3,110		
				L1	\$2,301		
				L2	\$2,492		

Description	1 Model	Specifications				List Price Per Grade	
<b>Management Swivel</b> 	<b>HB2900</b> · upholstered open arms · overall height range is 39 - 44 · seat height range is 19 - 24 · arm height range is 27 ½ - 32 ½ · jury base not available on JSI Quickship program	<b>Dimensions</b>	<b>D</b>	<b>W</b>	<b>H</b>	<b>COM</b>	\$1,471
		Overall	28 ½	26 ½	44	A	\$1,496
		Seat	19 ½	20 ¾	24	B	\$1,544
		Arm			32 ½	COL/C	\$1,628
		<b>Upholstery</b>	<b>Shipping</b>			D	\$1,736
		COM Ydg	2 ½	Ctn Wt	46	E	\$1,844
		COL Sq Ft	45	Cu Ft	14	F	\$1,958
						G	\$2,121
						H	\$2,293
						I	\$2,564
				J	\$2,889		
				L1	\$2,153		
				L2	\$2,327		

**To Order, Specify:**

- 1 Model Number
- 2 Wood Species - Maple (M)
- 3 Wood Base/Arm Detail Finish
- 4 Fabric Selection - vendor, pattern and color
- 5 Base Selection - wood base standard; specify wood finish
  - A. Black Polyurethane Base - no upcharge
  - B. Black Jury Base - add \$182 list
 (self-centering manual available - specify when ordering)
- 6 Optional Plastic Bumper Guard - add \$20 list

**3 Wood Base/Arm Detail Finish Options:**

- |                                |                                |
|--------------------------------|--------------------------------|
| CAG Aged Ash Coordinate        | CGR Graphite Coordinate        |
| ALE Ale                        | CHL High Line Coordinate       |
| AUB Auburn                     | CKC Khaki Coordinate           |
| AUT Autumn                     | LGC Legacy                     |
| BRL Barley                     | MCH Mocha                      |
| CBE Blonde Echo Coordinate     | NTO Night Owl                  |
| BBN Bourbon                    | COA Oatmeal Cookie Coordinate  |
| CBZ Brazilwood Coordinate      | CPI Pinnacle Walnut Coordinate |
| BRG Brighton                   | PRL Praline                    |
| BUT Butterscotch               | SAF Saffron                    |
| CIN Cinnamon                   | SIE Sienna                     |
| CLA Classic                    | CST Studio Teak Coordinate     |
| CCF Coffee Coordinate          | TOF Toffee                     |
| CCR Cremello Coordinate        | TRF Truffle                    |
| EAR Earthy                     | VEN Venetian                   |
| ESP Espresso                   | CVI Vintage Coordinate         |
| FLX Flax                       | CWH Walnut Heights Coordinate  |
| CFL Florence Walnut Coordinate | CWE Weathered Ash Coordinate   |
| CFO Fossil Coordinate          |                                |

**Specifications**

- Wood species - Maple.
- Seat and back are 3" high density polyurethane foam.
- Swivel models revolve, adjusts for height and tension, have swivel tilt, a pneumatic lift with wood base and black dual wheel casters.
- Arms have ½" polyurethane foam.
- Frame construction consist of one piece molded plywood shell.

4 See a selection of graded in fabric manufacturers and patterns on pages 20-28. Contact Customer Service for additional fabric options.

## Harbor Order Check List:



**Specify:**

- 1. Model Number
- 2. Wood Species - Maple (M)
- 3. Wood Finish
- 4. Fabric Selection - vendor, pattern and color
- 5. Optional Casters - add \$103 list; specify color
- 6. Optional Rubber Cushion Nylon Glides - no upcharge

**Example:**

**HB2901** | **M** | **AUB** | **MOMENTUM** | **VOX** | **MYSTIC**  
 (model #) | (wood species) | (finish) | (fabric vendor) | (pattern name) | (pattern color)

**1. Model Number**

**2. Wood Species - Maple (M)**

**3. Wood Finish Options:**

CAG Aged Ash Coordinate	CGR Graphite Coordinate
ALE Ale	HRV Harvest
AUB Auburn	HEN Henna
BRL Barley	CHL High Line Coordinate
CBE Blonde Echo Coordinate	HNY Honey
BBN Bourbon	CKC Khaki Coordinate
CBZ Brazilwood Coordinate	HNY Honey
BRG Brighton	LGC Legacy
BRW Brownie	MCH Mocha
BUT Butterscotch	NTO Night Owl
CAN Canyon	NUT Nut Brown
CIN Cinnamon	COA Oatmeal Cookie Coordinat
CIT Citron	CPI Pinnacle Walnut Coordinate
CLA Classic	PRL Praline
CCF Coffee Coordinate	PRL Praline
CLL Collectors	SAF Saffron
CCR Cremello Coordinate	SIE Sienna
DES Desert	CST Studio Teak Coordinate
EAR Earthy	TOF Toffee
ECU Ecru	TRF Truffle
ESP Espresso	VEN Venetian
FLX Flax	CVI Vintage Coordinate
CFL Florence Walnut Coordinate	CWH Walnut Heights Coordinate
CFO Fossil Coordinate	CWE Weathered Ash Coordinate

**4. Fabric Selection - Please supply the following:**

- Fabric vendor
- Pattern name
- Pattern color

[For a complete list of JSI Graded-In Fabric click here](#)

*When specifying contrasting upholstery, indicate clearly which upholstery is to be applied to the seat, back and arms. Use higher grade pricing.*

- Indicate direction of fabric - Railroaded or Up the Roll
- Please provide illustration, if available

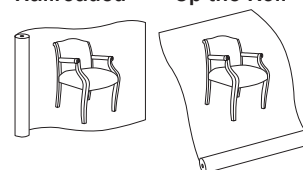
**All COM orders must include the following:**

- Vendor's name, pattern name and color
- Sample of the fabric attached to order
- Model numbers of items for fabric application
- Special application instructions (e.g., all stripes will be applied front to back unless specified otherwise)
- Customer and purchase order number

Ship prepaid COM material to:

JSI  
 Attn: COM Department  
 201 East Martin Street  
 Receiving B, Dock 71  
 Orleans, IN 47452

Application of fabric:  
 Railroaded      Up the Roll




All COM orders will ship at standard lead time from receipt of COM except for orders requiring special custom matched finishes.

**5. Optional Casters - add \$103 list; specify color.**

- Color:**
- Black
  - Antique Brass

**6. Optional Rubber Cushion Nylon Glides - no upcharge**

Description	① Model	Specifications				List Price Per Grade	
		Dimensions	D	W	H	COM	
Guest Chair 	HB2901	Overall	26	24 ¾	34	A	\$1,123
		Seat	18 ½	20	19	B	\$1,160
		Arm			26 ½	COL/C	\$1,229
		Upholstery		Shipping		D	\$1,315
		COM Ydg	2	Ctn Wt	40	E	\$1,401
		COL Sq Ft	36	Cu Ft	16	F	\$1,493
						G	\$1,621
						H	\$1,760
						I	\$1,978
						J	\$2,236
						L1	\$1,648
						L2	\$1,787

**To Order, Specify:**

- ① Model Number
- ② Wood Species - Maple (M)
- ③ Wood Finish
- ④ Fabric Selection - vendor, pattern and color
- ⑤ Optional Casters - add \$103 list; specify color
- ⑥ Optional Rubber Cushion Nylon Glides - no upcharge

**③ Wood Finish/Color Options:**

<b>Maple</b>		CGR	Graphite Coordinate
CAG	Aged Ash Coordinate	HRV	Harvest
ALE	Ale	CHL	High Line Coordinate
AUB	Auburn	CKC	Khaki Coordinate
BRL	Barley	LGC	Legacy
CBE	Blonde Echo Coordinate	MCH	Mocha
BBN	Bourbon	NTO	Night Owl
CBZ	Brazilwood Coordinate	COA	Oatmeal Cook Coordinate
BRG	Brighton	CPI	Pinnacle Walnut Coordinate
BUT	Butterscotch	PRL	Praline
CIN	Cinnamon	SAF	Saffron
CLA	Classic	SIE	Sienna
CCF	Coffee Coordinate	CST	Studio Teak Coordinate
CLL	Collectors	TOF	Toffee
CCR	Cremello Coordinate	TRF	Truffle
EAR	Earthy	VEN	Venetian
ESP	Espresso	CVI	Vintage Coordinate
FLX	Flax	CWH	Walnut Heights Coordinate
CFL	Florence Walnut Coordinate	CWE	Weathered Ash Coordinate
CFO	Fossil Coordinate		

- ④ See a selection of graded in fabric manufacturers and patterns on pages 20-28 Contact Customer Service for additional fabric options.

**Specifications**

- Wood species - Maple.
- Seat has synthetic sheet webbing and 2" polyurethane foam.
- Back has polypropylene webbing and 3 ½" polyurethane foam.
- Spiral grooved hardwood dowels with corner blocks, glue and screws.
- Standard with rubber cushion metal glides.

## Harbor Lounge Order Check List:



**Specify:**

- 1. Model Number
- 2. Wood Species - Maple (M)
- 3. Wood Finish
- 4. Fabric Selection - vendor, pattern and color
- 5. Optional Rubber Cushion Nylon Glides - no upcharge

**Example:**

HD2911 | M | AUB | MOMENTUM | VOX | MYSTIC  
 (model #) | (wood species) | (finish) | (fabric vendor) | (pattern name) | (pattern color)

**1. Model Number**

**2. Wood Species - Maple (M)**

**3. Wood Finish Options:**

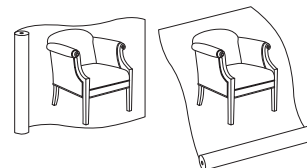
CAG Aged Ash Coordinate	CGR Graphite Coordinate
ALE Ale	HRV Harvest
AUB Auburn	CHL High Line Coordinate
BRL Barley	CKC Khaki Coordinate
CBE Blonde Echo Coordinate	LGC Legacy
BBN Bourbon	MCH Mocha
CBZ Brazilwood Coordinate	NTO Night Owl
BRG Brighton	COA Oatmeal Cookie Coordinate
BUT Butterscotch	CPI Pinnacle Walnut Coordinate
CIN Cinnamon	PRL Praline
CLA Classic	SAF Saffron
CCF Coffee Coordinate	SIE Sienna
CLL Collectors	CST Studio Teak Coordinate
CCR Cremello Coordinate	TOF Toffee
EAR Earthy	TRF Truffle
ESP Espresso	VEN Venetian
FLX Flax	CVI Vintage Coordinate
CFL Florence Walnut Coordinate	CWH Walnut Heights Coordinate
CFO Fossil Coordinate	CWE Weathered Ash Coordinate

**All COM orders must include the following:**

- Vendor's name, pattern name and color
- Sample of the fabric attached to order
- Model numbers of items for fabric application
- Special application instructions (e.g., all stripes will be applied front to back unless specified otherwise)
- Customer and purchase order number

Ship prepaid COM material to:  
 JSI  
 Attn: COM Dept  
 932 Mill Street  
 Jasper, IN 47546

Application of fabric:  
 Railroaded      Up the Roll



All COM orders will ship at standard lead time from receipt of COM except for orders requiring special custom matched finishes.

**5. Optional Rubber Cushion Nylon Glides - no upcharge**


**4. Fabric Selection - Please supply the following:**


- Fabric vendor
- Pattern name
- Pattern color


[For a complete list of JSI Graded-In Fabric click here](#)

When specifying contrasting upholstery, indicate clearly which upholstery is to be applied to the seat, back and arms. Use higher grade pricing.

- Indicate direction of fabric - Railroaded or Up the Roll
- Please provide illustration, if available

Description	① Model	Specifications			List Price Per Grade	
<b>Club Chair</b> 	<b>HB2911</b>	<b>Dimensions</b>	<b>D</b>	<b>W</b>	<b>H</b>	<b>COM</b> \$1,758
		Overall	30 1/2	28 1/2	34 1/2	A \$1,817
		Seat	19 1/4	18 1/2	17 1/2	B \$1,932
		Arm			29	COL/C \$2,133
		<b>Upholstery</b>	<b>Shipping</b>			D \$2,392
		COM Ydg	6	Ctn Wt	70	E \$2,652
		COL Sq Ft	120	Cu Ft	31	F \$2,926
						G \$3,315
						H \$3,730
						I \$4,379
				J \$5,157		
				L1 \$3,601		
				L2 \$4,069		

Description	① Model	Specifications			List Price Per Grade	
<b>Loveseat</b> 	<b>HB2912</b>	<b>Dimensions</b>	<b>D</b>	<b>W</b>	<b>H</b>	<b>COM</b> \$2,258
		Overall	30 1/2	52 1/2	34 1/2	A \$2,340
		Seat	19 1/4	42 1/2	17 1/2	B \$2,503
		Arm			29	COL/C \$2,788
		<b>Upholstery</b>	<b>Shipping</b>			D \$3,156
		COM Ydg	8 1/2	Ctn Wt	95	E \$3,524
		COL Sq Ft	170	Cu Ft	51	F \$3,913
						G \$4,465
						H \$5,051
						I \$5,969
				J \$7,073		
				L1 \$4,867		
				L2 \$5,528		

Description	① Model	Specifications			List Price Per Grade	
<b>Sofa</b> 	<b>HB2913</b>	<b>Dimensions</b>	<b>D</b>	<b>W</b>	<b>H</b>	<b>COM</b> \$2,880
		Overall	30 1/2	76 1/2	34 1/2	A \$2,986
		Seat	19 1/4	66 1/2	17 1/2	B \$3,198
		Arm			29	COL/C \$3,568
		<b>Upholstery</b>	<b>Shipping</b>			D \$4,043
		COM Ydg	11	Ctn Wt	125	E \$4,520
		COL Sq Ft	220	Cu Ft	74	F \$5,022
						G \$5,734
						H \$6,495
						I \$7,684
				J \$9,112		
				L1 \$6,258		
				L2 \$7,113		

**To Order, Specify:**

- ① Model Number
- ② Wood Species - Maple (M)
- ③ Wood Finish
- ④ Fabric Selection - vendor, pattern and color
- ⑤ Optional Rubber Cushion Nylon Glides - no upcharge

**③ Wood Finish/Color Options:**

<b>Maple</b>			
CAG	Aged Ash Coordinate	CGR	Graphite Coordinate
ALE	Ale	HRV	Harvest
AUB	Auburn	CHL	High Line Coordinate
BRL	Barley	CKC	Khaki Coordinate
CBE	Blonde Echo Coordinate	LGC	Legacy
BBN	Bourbon	MCH	Mocha
CBZ	Brazilwood Coordinate	NTO	Night Owl
BRG	Brighton	COA	Oatmeal Cook Coordinate
BUT	Butterscotch	CPI	Pinnacle Walnut Coordinate
CIN	Cinnamon	PRL	Praline
CLA	Classic	SAF	Saffron
CCF	Coffee Coordinate	SIE	Sienna
CLL	Collectors	CST	Studio Teak Coordinate
CCR	Cremello Coordinate	TOF	Toffee
EAR	Earthy	TRF	Truffle
ESP	Espresso	VEN	Venetian
FLX	Flax	CVI	Vintage Coordinate
CFL	Florence Walnut Coordinate	CWH	Walnut Heights Coordinate
CFO	Fossil Coordinate	CWE	Weathered Ash Coordinate

- ④ See a selection of graded in fabric manufacturers and patterns on pages 20-28 Contact Customer Service for additional fabric options.

**Specifications**

- Wood species - Maple.
- Seat has synthetic sheet webbing with cross strap reinforcement and 3 1/2" polyurethane high density foam.
- Back has synthetic sheet webbing and 3 1/2" polyurethane high density foam.
- Arms have 1/2" polyurethane foam.
- Spiral grooved hardwood dowels with corner blocks, glue and screws.
- Standard with rubber cushion metal glides.