

Hedron Lounge Order Check List:



Specify:

- 1. Model Number
- 2. Wood Species - Maple (M) or 3D Laminate (B3L)
- 3. Wood Finish
- 4. Fabric Selection - vendor, pattern and color
- 5. Optional Tablet Arm - add \$572 list; indicate left (TBL) or right (TBR)
- 6. Optional Coordinating Wood Grain Laminate Surfaces - no upcharge
- 7. Optional Felt Glide Covers - no upcharge

Example:

HN5301W | M | AUB | MOMENTUM | VOX | MYSTIC
 (model #) | (wood species) | (finish) | (fabric vendor) | (pattern name) | (pattern color)

1. Model Number

2. Wood Species - Maple (M)

3. Wood Finish Options:

ALM	Ale Medium	FLX	Flax
AUB	Auburn	HRV	Harvest*
BRL	Barley	LGC	Legacy
BBM	Bourbon Medium	MCH	Mocha*
BRM	Brighton Medium	NTO	Night Owl*
BUT	Butterscotch	PRL	Praline*
CIN	Cinnamon	SAF	Saffron
CLA	Classic	SIE	Sienna*
CLL	Collectors*	TOF	Toffee
EAR	Earthy	TRF	Truffle*
ESP	Espresso	VEN	Venetian

4. Fabric Selection - Please supply the following:

- Fabric vendor
- Pattern name
- Pattern color

[For a complete list of JSI Graded-In Fabric click here](#)

When specifying contrasting upholstery, indicate clearly which upholstery is to be applied to the seat, back and arms. Use higher grade pricing.

- Indicate direction of fabric - Railroaded or Up the Roll
- Please provide illustration, if available

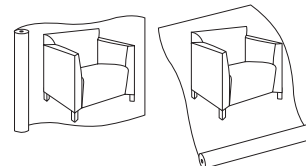
All COM orders must include the following:

- Vendor's name, pattern name and color
- Sample of the fabric attached to order
- Model numbers of items for fabric application
- Special application instructions (e.g., all stripes will be applied front to back unless specified otherwise)
- Customer and purchase order number

Ship prepaid COM material to:

JSI
 Attn: COM Department
 201 East Martin Street
 Receiving B, Dock 71
 Orleans, IN 47452

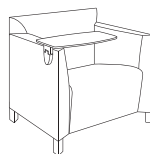
Application of fabric:
 Railroaded Up the Roll



All COM orders will ship at standard lead time from receipt of COM except for orders requiring special custom matched finishes.



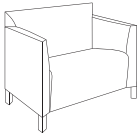
5. Tablet Arm -

Tablet arm designated right or left as seated in chair - add \$572 list




***6. Optional Coordinating Wood Grain Laminate Table Top - no upcharge; tables only. Finishes with an asterisk (*) have a coordinating laminate available.**

7. Optional Felt Glide Covers - no upcharge

Description	Model	Specifications				List Price Per Grade
Single Seat	HN5301U	Dimensions	D	W	H	COM \$1,754
		Overall	26½	28	31	A \$1,799
		Seat	20	20	18½	B \$1,890
		Arm			26½	COL/C \$2,049
		Upholstery	Shipping			D \$2,254
		COM Ydg	4½	Ctn Wt	58	E \$2,459
		COL Sq Ft	90	Cu Ft	30	F \$2,675
						G \$2,980
						H \$3,307
						I \$3,818
						J \$4,430
					L1 \$3,205	
					L2 \$3,573	
Single Seat with Wood Cap Arm	HN5301W	Dimensions	D	W	H	COM \$1,931
		Overall	26½	28	31	A \$1,979
		Seat	20	20	18½	B \$2,069
		Arm			26½	COL/C \$2,229
		Upholstery	Shipping			D \$2,431
		COM Ydg	4½	Ctn Wt	62	E \$2,636
		COL Sq Ft	90	Cu Ft	30	F \$2,852
						G \$3,158
						H \$3,484
						I \$3,997
						J \$4,607
					L1 \$3,383	
					L2 \$3,751	
31" Single Seat	HN5311U	Dimensions	D	W	H	COM \$2,037
		Overall	26½	38	31	A \$2,087
		Seat	20	30	18½	B \$2,189
		Arm			26½	COL/C \$2,366
		Upholstery	Shipping			D \$2,593
		COM Ydg	5	Ctn Wt	69	E \$2,820
		COL Sq Ft	115	Cu Ft	33	F \$3,058
						G \$3,399
						H \$3,763
						I \$4,331
						J \$5,011
					L1 \$3,921	
					L2 \$4,399	

To Order, Specify:

- Model Number
- Wood Species - Maple (M) or 3D Black Laminate (B3L)
- Wood Finish
- Fabric Selection - vendor, pattern and color
- Optional Tablet Arm - add \$572 list; indicate left (TBL) or right (TBR)



Tilt and Stow
Tablet Arm Illustration
10"d x 16"w Surface
- Optional Coordinating Wood Grain Laminate Surfaces - no upcharge. Finishes with an asterisk have a coordinating laminate available.
- Optional Felt Glide Covers - no upcharge

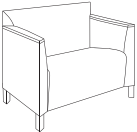
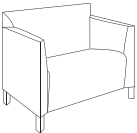
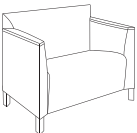
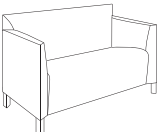
Wood Finish/Color Options:

Maple		FLX	Flax
ALM	Ale Medium	HRV	Harvest*
AUB	Auburn	LGC	Legacy
BRL	Barley	MCH	Mocha*
BBM	Bourbon Medium	NTO	Night Owl*
BRM	Brighton Medium	PRL	Praline*
BUT	Butterscotch	SAF	Saffron
CIN	Cinnamon	SIE	Sienna*
CLA	Classic	TOF	Toffee
CLL	Collectors*	TRF	Truffle*
EAR	Earthy	VEN	Venetian
ESP	Espresso		

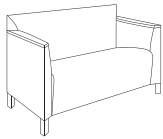
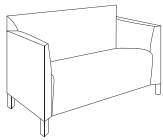
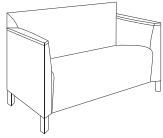
- See a selection of graded in fabric manufacturers and patterns on pages 20-28 Contact Customer Service for additional fabric options.

Specifications

- Frame: Solid Birch plywood
- Standard scale leg is 5 ½" tall.
- Mortise and tenon construction with corner blocks, glue and screws.
- Anodized aluminum extruded leg.
- Seat has synthetic sheet webbing with cross strip webs, 3" polyurethane foam with Dacron® wrap.
- Back has synthetic sheet webbing, 2" polyurethane foam with Dacron® wrap.
- Arms have ¼" polyurethane foam.
- Wood caps are ¾" thick maple veneer.
- Linking bracket, see page 361.
- Standard with nylon glides.


Description	Model	Specifications	List Price Per Grade																																										
31" Single Seat with Wood Cap Arm 	HN5311W	<table border="1"> <thead> <tr> <th>Dimensions</th> <th>D</th> <th>W</th> <th>H</th> </tr> </thead> <tbody> <tr> <td>Overall</td> <td>26½</td> <td>38</td> <td>31</td> </tr> <tr> <td>Seat</td> <td>20</td> <td>30</td> <td>18½</td> </tr> <tr> <td>Arm</td> <td></td> <td></td> <td>26½</td> </tr> </tbody> </table>	Dimensions	D	W	H	Overall	26½	38	31	Seat	20	30	18½	Arm			26½	<table border="1"> <tbody> <tr><td>COM</td><td>\$2,214</td></tr> <tr><td>A</td><td>\$2,264</td></tr> <tr><td>B</td><td>\$2,366</td></tr> <tr><td>COL/C</td><td>\$2,543</td></tr> <tr><td>D</td><td>\$2,769</td></tr> <tr><td>E</td><td>\$2,996</td></tr> <tr><td>F</td><td>\$3,236</td></tr> <tr><td>G</td><td>\$3,577</td></tr> <tr><td>H</td><td>\$3,939</td></tr> <tr><td>I</td><td>\$4,507</td></tr> <tr><td>J</td><td>\$5,186</td></tr> <tr><td>L1</td><td>\$4,099</td></tr> <tr><td>L2</td><td>\$4,575</td></tr> </tbody> </table>	COM	\$2,214	A	\$2,264	B	\$2,366	COL/C	\$2,543	D	\$2,769	E	\$2,996	F	\$3,236	G	\$3,577	H	\$3,939	I	\$4,507	J	\$5,186	L1	\$4,099	L2	\$4,575
		Dimensions	D	W	H																																								
Overall	26½	38	31																																										
Seat	20	30	18½																																										
Arm			26½																																										
COM	\$2,214																																												
A	\$2,264																																												
B	\$2,366																																												
COL/C	\$2,543																																												
D	\$2,769																																												
E	\$2,996																																												
F	\$3,236																																												
G	\$3,577																																												
H	\$3,939																																												
I	\$4,507																																												
J	\$5,186																																												
L1	\$4,099																																												
L2	\$4,575																																												
		<table border="1"> <thead> <tr> <th>Upholstery</th> <th colspan="3">Shipping</th> </tr> </thead> <tbody> <tr> <td>COM Ydg</td> <td>5</td> <td>Ctn Wt</td> <td>73</td> </tr> <tr> <td>COL Sq Ft</td> <td>115</td> <td>Cu Ft</td> <td>33</td> </tr> </tbody> </table>	Upholstery	Shipping			COM Ydg	5	Ctn Wt	73	COL Sq Ft	115	Cu Ft	33																															
Upholstery	Shipping																																												
COM Ydg	5	Ctn Wt	73																																										
COL Sq Ft	115	Cu Ft	33																																										
31" Single Seat  <ul style="list-style-type: none"> · bariatric · 600 lb load rated · meets BIFMA x5.11 large occupant standard (253-400lb individual) 	HN5311BU	<table border="1"> <thead> <tr> <th>Dimensions</th> <th>D</th> <th>W</th> <th>H</th> </tr> </thead> <tbody> <tr> <td>Overall</td> <td>26½</td> <td>38</td> <td>31</td> </tr> <tr> <td>Seat</td> <td>20</td> <td>30</td> <td>18½</td> </tr> <tr> <td>Arm</td> <td></td> <td></td> <td>26½</td> </tr> </tbody> </table>	Dimensions	D	W	H	Overall	26½	38	31	Seat	20	30	18½	Arm			26½	<table border="1"> <tbody> <tr><td>COM</td><td>\$2,574</td></tr> <tr><td>A</td><td>\$2,625</td></tr> <tr><td>B</td><td>\$2,726</td></tr> <tr><td>COL/C</td><td>\$2,903</td></tr> <tr><td>D</td><td>\$3,131</td></tr> <tr><td>E</td><td>\$3,357</td></tr> <tr><td>F</td><td>\$3,596</td></tr> <tr><td>G</td><td>\$3,938</td></tr> <tr><td>H</td><td>\$4,301</td></tr> <tr><td>I</td><td>\$4,868</td></tr> <tr><td>J</td><td>\$5,549</td></tr> <tr><td>L1</td><td>\$4,460</td></tr> <tr><td>L2</td><td>\$4,937</td></tr> </tbody> </table>	COM	\$2,574	A	\$2,625	B	\$2,726	COL/C	\$2,903	D	\$3,131	E	\$3,357	F	\$3,596	G	\$3,938	H	\$4,301	I	\$4,868	J	\$5,549	L1	\$4,460	L2	\$4,937
		Dimensions	D	W	H																																								
Overall	26½	38	31																																										
Seat	20	30	18½																																										
Arm			26½																																										
COM	\$2,574																																												
A	\$2,625																																												
B	\$2,726																																												
COL/C	\$2,903																																												
D	\$3,131																																												
E	\$3,357																																												
F	\$3,596																																												
G	\$3,938																																												
H	\$4,301																																												
I	\$4,868																																												
J	\$5,549																																												
L1	\$4,460																																												
L2	\$4,937																																												
		<table border="1"> <thead> <tr> <th>Upholstery</th> <th colspan="3">Shipping</th> </tr> </thead> <tbody> <tr> <td>COM Ydg</td> <td>5</td> <td>Ctn Wt</td> <td>74</td> </tr> <tr> <td>COL Sq Ft</td> <td>115</td> <td>Cu Ft</td> <td>33</td> </tr> </tbody> </table>	Upholstery	Shipping			COM Ydg	5	Ctn Wt	74	COL Sq Ft	115	Cu Ft	33																															
Upholstery	Shipping																																												
COM Ydg	5	Ctn Wt	74																																										
COL Sq Ft	115	Cu Ft	33																																										
31" Single Seat with Wood Cap Arm  <ul style="list-style-type: none"> · bariatric · 600 lb load rated · meets BIFMA x5.11 large occupant standard (253-400lb individual) 	HN5311BW	<table border="1"> <thead> <tr> <th>Dimensions</th> <th>D</th> <th>W</th> <th>H</th> </tr> </thead> <tbody> <tr> <td>Overall</td> <td>26½</td> <td>38</td> <td>31</td> </tr> <tr> <td>Seat</td> <td>20</td> <td>30</td> <td>18½</td> </tr> <tr> <td>Arm</td> <td></td> <td></td> <td>26½</td> </tr> </tbody> </table>	Dimensions	D	W	H	Overall	26½	38	31	Seat	20	30	18½	Arm			26½	<table border="1"> <tbody> <tr><td>COM</td><td>\$2,751</td></tr> <tr><td>A</td><td>\$2,802</td></tr> <tr><td>B</td><td>\$2,903</td></tr> <tr><td>COL/C</td><td>\$3,081</td></tr> <tr><td>D</td><td>\$3,307</td></tr> <tr><td>E</td><td>\$3,534</td></tr> <tr><td>F</td><td>\$3,773</td></tr> <tr><td>G</td><td>\$4,114</td></tr> <tr><td>H</td><td>\$4,477</td></tr> <tr><td>I</td><td>\$5,045</td></tr> <tr><td>J</td><td>\$5,725</td></tr> <tr><td>L1</td><td>\$4,635</td></tr> <tr><td>L2</td><td>\$5,113</td></tr> </tbody> </table>	COM	\$2,751	A	\$2,802	B	\$2,903	COL/C	\$3,081	D	\$3,307	E	\$3,534	F	\$3,773	G	\$4,114	H	\$4,477	I	\$5,045	J	\$5,725	L1	\$4,635	L2	\$5,113
		Dimensions	D	W	H																																								
Overall	26½	38	31																																										
Seat	20	30	18½																																										
Arm			26½																																										
COM	\$2,751																																												
A	\$2,802																																												
B	\$2,903																																												
COL/C	\$3,081																																												
D	\$3,307																																												
E	\$3,534																																												
F	\$3,773																																												
G	\$4,114																																												
H	\$4,477																																												
I	\$5,045																																												
J	\$5,725																																												
L1	\$4,635																																												
L2	\$5,113																																												
		<table border="1"> <thead> <tr> <th>Upholstery</th> <th colspan="3">Shipping</th> </tr> </thead> <tbody> <tr> <td>COM Ydg</td> <td>5</td> <td>Ctn Wt</td> <td>78</td> </tr> <tr> <td>COL Sq Ft</td> <td>115</td> <td>Cu Ft</td> <td>33</td> </tr> </tbody> </table>	Upholstery	Shipping			COM Ydg	5	Ctn Wt	78	COL Sq Ft	115	Cu Ft	33																															
Upholstery	Shipping																																												
COM Ydg	5	Ctn Wt	78																																										
COL Sq Ft	115	Cu Ft	33																																										
Double Seat 	HN5302U	<table border="1"> <thead> <tr> <th>Dimensions</th> <th>D</th> <th>W</th> <th>H</th> </tr> </thead> <tbody> <tr> <td>Overall</td> <td>26½</td> <td>49</td> <td>31</td> </tr> <tr> <td>Seat</td> <td>20</td> <td>41</td> <td>18½</td> </tr> <tr> <td>Arm</td> <td></td> <td></td> <td>26½</td> </tr> </tbody> </table>	Dimensions	D	W	H	Overall	26½	49	31	Seat	20	41	18½	Arm			26½	<table border="1"> <tbody> <tr><td>COM</td><td>\$2,261</td></tr> <tr><td>A</td><td>\$2,318</td></tr> <tr><td>B</td><td>\$2,434</td></tr> <tr><td>COL/C</td><td>\$2,639</td></tr> <tr><td>D</td><td>\$2,898</td></tr> <tr><td>E</td><td>\$3,161</td></tr> <tr><td>F</td><td>\$3,436</td></tr> <tr><td>G</td><td>\$3,827</td></tr> <tr><td>H</td><td>\$4,246</td></tr> <tr><td>I</td><td>\$4,899</td></tr> <tr><td>J</td><td>\$5,681</td></tr> <tr><td>L1</td><td>\$4,429</td></tr> <tr><td>L2</td><td>\$4,976</td></tr> </tbody> </table>	COM	\$2,261	A	\$2,318	B	\$2,434	COL/C	\$2,639	D	\$2,898	E	\$3,161	F	\$3,436	G	\$3,827	H	\$4,246	I	\$4,899	J	\$5,681	L1	\$4,429	L2	\$4,976
		Dimensions	D	W	H																																								
Overall	26½	49	31																																										
Seat	20	41	18½																																										
Arm			26½																																										
COM	\$2,261																																												
A	\$2,318																																												
B	\$2,434																																												
COL/C	\$2,639																																												
D	\$2,898																																												
E	\$3,161																																												
F	\$3,436																																												
G	\$3,827																																												
H	\$4,246																																												
I	\$4,899																																												
J	\$5,681																																												
L1	\$4,429																																												
L2	\$4,976																																												
		<table border="1"> <thead> <tr> <th>Upholstery</th> <th colspan="3">Shipping</th> </tr> </thead> <tbody> <tr> <td>COM Ydg</td> <td>5¾</td> <td>Ctn Wt</td> <td>80</td> </tr> <tr> <td>COL Sq Ft</td> <td>133</td> <td>Cu Ft</td> <td>46</td> </tr> </tbody> </table>	Upholstery	Shipping			COM Ydg	5¾	Ctn Wt	80	COL Sq Ft	133	Cu Ft	46																															
Upholstery	Shipping																																												
COM Ydg	5¾	Ctn Wt	80																																										
COL Sq Ft	133	Cu Ft	46																																										

HEDRON

Description	Model	Specifications	List Price Per Grade																																										
Double Seat with Wood Cap Arm 	HN5302W	<table border="1"> <thead> <tr> <th>Dimensions</th> <th>D</th> <th>W</th> <th>H</th> </tr> </thead> <tbody> <tr> <td>Overall</td> <td>26½</td> <td>49</td> <td>31</td> </tr> <tr> <td>Seat</td> <td>20</td> <td>41</td> <td>18½</td> </tr> <tr> <td>Arm</td> <td colspan="3">26½</td> </tr> </tbody> </table>	Dimensions	D	W	H	Overall	26½	49	31	Seat	20	41	18½	Arm	26½			<table border="1"> <tbody> <tr> <td>COM</td> <td>\$2,439</td> </tr> <tr> <td>A</td> <td>\$2,498</td> </tr> <tr> <td>B</td> <td>\$2,615</td> </tr> <tr> <td>COL/C</td> <td>\$2,818</td> </tr> <tr> <td>D</td> <td>\$3,079</td> </tr> <tr> <td>E</td> <td>\$3,339</td> </tr> <tr> <td>F</td> <td>\$3,617</td> </tr> <tr> <td>G</td> <td>\$4,007</td> </tr> <tr> <td>H</td> <td>\$4,426</td> </tr> <tr> <td>I</td> <td>\$5,078</td> </tr> <tr> <td>J</td> <td>\$5,861</td> </tr> <tr> <td>L1</td> <td>\$4,607</td> </tr> <tr> <td>L2</td> <td>\$5,157</td> </tr> </tbody> </table>	COM	\$2,439	A	\$2,498	B	\$2,615	COL/C	\$2,818	D	\$3,079	E	\$3,339	F	\$3,617	G	\$4,007	H	\$4,426	I	\$5,078	J	\$5,861	L1	\$4,607	L2	\$5,157
		Dimensions	D	W	H																																								
Overall	26½	49	31																																										
Seat	20	41	18½																																										
Arm	26½																																												
COM	\$2,439																																												
A	\$2,498																																												
B	\$2,615																																												
COL/C	\$2,818																																												
D	\$3,079																																												
E	\$3,339																																												
F	\$3,617																																												
G	\$4,007																																												
H	\$4,426																																												
I	\$5,078																																												
J	\$5,861																																												
L1	\$4,607																																												
L2	\$5,157																																												
		<table border="1"> <thead> <tr> <th>Upholstery</th> <th colspan="2">Shipping</th> </tr> </thead> <tbody> <tr> <td>COM Ydg</td> <td>5¾</td> <td>Ctn Wt 84</td> </tr> <tr> <td>COL Sq Ft</td> <td>133</td> <td>Cu Ft 46</td> </tr> </tbody> </table>	Upholstery	Shipping		COM Ydg	5¾	Ctn Wt 84	COL Sq Ft	133	Cu Ft 46																																		
Upholstery	Shipping																																												
COM Ydg	5¾	Ctn Wt 84																																											
COL Sq Ft	133	Cu Ft 46																																											
Double Seat 	HN5302BU • bariatric • 600 lb load rated • meets BIFMA x5.11 large occupant standard (253-400lb individual)	<table border="1"> <thead> <tr> <th>Dimensions</th> <th>D</th> <th>W</th> <th>H</th> </tr> </thead> <tbody> <tr> <td>Overall</td> <td>26½</td> <td>49</td> <td>31</td> </tr> <tr> <td>Seat</td> <td>20</td> <td>41</td> <td>18½</td> </tr> <tr> <td>Arm</td> <td colspan="3">26½</td> </tr> </tbody> </table>	Dimensions	D	W	H	Overall	26½	49	31	Seat	20	41	18½	Arm	26½			<table border="1"> <tbody> <tr> <td>COM</td> <td>\$2,799</td> </tr> <tr> <td>A</td> <td>\$2,858</td> </tr> <tr> <td>B</td> <td>\$2,973</td> </tr> <tr> <td>COL/C</td> <td>\$3,178</td> </tr> <tr> <td>D</td> <td>\$3,437</td> </tr> <tr> <td>E</td> <td>\$3,699</td> </tr> <tr> <td>F</td> <td>\$3,974</td> </tr> <tr> <td>G</td> <td>\$4,365</td> </tr> <tr> <td>H</td> <td>\$4,784</td> </tr> <tr> <td>I</td> <td>\$5,436</td> </tr> <tr> <td>J</td> <td>\$6,219</td> </tr> <tr> <td>L1</td> <td>\$4,967</td> </tr> <tr> <td>L2</td> <td>\$5,514</td> </tr> </tbody> </table>	COM	\$2,799	A	\$2,858	B	\$2,973	COL/C	\$3,178	D	\$3,437	E	\$3,699	F	\$3,974	G	\$4,365	H	\$4,784	I	\$5,436	J	\$6,219	L1	\$4,967	L2	\$5,514
		Dimensions	D	W	H																																								
Overall	26½	49	31																																										
Seat	20	41	18½																																										
Arm	26½																																												
COM	\$2,799																																												
A	\$2,858																																												
B	\$2,973																																												
COL/C	\$3,178																																												
D	\$3,437																																												
E	\$3,699																																												
F	\$3,974																																												
G	\$4,365																																												
H	\$4,784																																												
I	\$5,436																																												
J	\$6,219																																												
L1	\$4,967																																												
L2	\$5,514																																												
		<table border="1"> <thead> <tr> <th>Upholstery</th> <th colspan="2">Shipping</th> </tr> </thead> <tbody> <tr> <td>COM Ydg</td> <td>5¾</td> <td>Ctn Wt 85</td> </tr> <tr> <td>COL Sq Ft</td> <td>133</td> <td>Cu Ft 46</td> </tr> </tbody> </table>	Upholstery	Shipping		COM Ydg	5¾	Ctn Wt 85	COL Sq Ft	133	Cu Ft 46																																		
Upholstery	Shipping																																												
COM Ydg	5¾	Ctn Wt 85																																											
COL Sq Ft	133	Cu Ft 46																																											
Double Seat with Wood Cap Arm 	HN5302BW • bariatric • 600 lb load rated • meets BIFMA x5.11 large occupant standard (253-400lb individual)	<table border="1"> <thead> <tr> <th>Dimensions</th> <th>D</th> <th>W</th> <th>H</th> </tr> </thead> <tbody> <tr> <td>Overall</td> <td>26½</td> <td>49</td> <td>31</td> </tr> <tr> <td>Seat</td> <td>20</td> <td>41</td> <td>18½</td> </tr> <tr> <td>Arm</td> <td colspan="3">26½</td> </tr> </tbody> </table>	Dimensions	D	W	H	Overall	26½	49	31	Seat	20	41	18½	Arm	26½			<table border="1"> <tbody> <tr> <td>COM</td> <td>\$2,976</td> </tr> <tr> <td>A</td> <td>\$3,036</td> </tr> <tr> <td>B</td> <td>\$3,152</td> </tr> <tr> <td>COL/C</td> <td>\$3,355</td> </tr> <tr> <td>D</td> <td>\$3,617</td> </tr> <tr> <td>E</td> <td>\$3,877</td> </tr> <tr> <td>F</td> <td>\$4,152</td> </tr> <tr> <td>G</td> <td>\$4,545</td> </tr> <tr> <td>H</td> <td>\$4,962</td> </tr> <tr> <td>I</td> <td>\$5,615</td> </tr> <tr> <td>J</td> <td>\$6,398</td> </tr> <tr> <td>L1</td> <td>\$5,144</td> </tr> <tr> <td>L2</td> <td>\$5,691</td> </tr> </tbody> </table>	COM	\$2,976	A	\$3,036	B	\$3,152	COL/C	\$3,355	D	\$3,617	E	\$3,877	F	\$4,152	G	\$4,545	H	\$4,962	I	\$5,615	J	\$6,398	L1	\$5,144	L2	\$5,691
		Dimensions	D	W	H																																								
Overall	26½	49	31																																										
Seat	20	41	18½																																										
Arm	26½																																												
COM	\$2,976																																												
A	\$3,036																																												
B	\$3,152																																												
COL/C	\$3,355																																												
D	\$3,617																																												
E	\$3,877																																												
F	\$4,152																																												
G	\$4,545																																												
H	\$4,962																																												
I	\$5,615																																												
J	\$6,398																																												
L1	\$5,144																																												
L2	\$5,691																																												
		<table border="1"> <thead> <tr> <th>Upholstery</th> <th colspan="2">Shipping</th> </tr> </thead> <tbody> <tr> <td>COM Ydg</td> <td>5¾</td> <td>Ctn Wt 89</td> </tr> <tr> <td>COL Sq Ft</td> <td>133</td> <td>Cu Ft 46</td> </tr> </tbody> </table>	Upholstery	Shipping		COM Ydg	5¾	Ctn Wt 89	COL Sq Ft	133	Cu Ft 46																																		
Upholstery	Shipping																																												
COM Ydg	5¾	Ctn Wt 89																																											
COL Sq Ft	133	Cu Ft 46																																											

To Order, Specify:

- Model Number
- Wood Species - Maple (M) or 3D Black Laminate (B3L)
- Wood Finish
- Fabric Selection - vendor, pattern and color
- Optional Tablet Arm - add \$572 list; indicate left (TBL) or right (TBR)



Tilt and Stow
Tablet Arm Illustration
10"d x 16"w Surface
- Optional Coordinating Wood Grain Laminate Surfaces - no upcharge. Finishes with an asterisk have a coordinating laminate available.
- Optional Felt Glide Covers - no upcharge

Wood Finish/Color Options:

Maple		FLX	Flax
ALM	Ale Medium	HRV	Harvest*
AUB	Auburn	LGC	Legacy
BRL	Barley	MCH	Mocha*
BBM	Bourbon Medium	NTO	Night Owl*
BRM	Brighton Medium	PRL	Praline*
BUT	Butterscotch	SAF	Saffron
CIN	Cinnamon	SIE	Sienna*
CLA	Classic	TOF	Toffee
CLL	Collectors*	TRF	Truffle*
EAR	Earthy	VEN	Venetian
ESP	Espresso		

- See a selection of graded in fabric manufacturers and patterns on pages 20-28 Contact Customer Service for additional fabric options.

Specifications

- Frame: Solid Birch plywood
- Standard scale leg is 5½" tall.
- Mortise and tenon construction with corner blocks, glue and screws.
- Anodized aluminum extruded leg.
- Seat has synthetic sheet webbing with cross strip webs, 3" polyurethane foam with Dacron® wrap.
- Back has synthetic sheet webbing, 2" polyurethane foam with Dacron® wrap.
- Arms have ¼" polyurethane foam.
- Wood caps are ¾" thick maple veneer.
- **Linking bracket, see page 361.**
- Standard with nylon glides.

HEDRON

STANDARD LINKING TABLES, TOP MOUNTED



Description	D	W	H	CTN WT	CU FT	① Model	List Price
20" Linking End Table	24 3/4	20	17	19	4	HN53E2T	\$666



20" Linking Center Table	24 3/4	20	17	19	4	HN53C2T	\$479
--------------------------	--------	----	----	----	---	---------	-------



90° Linking Straight L Table	24 3/4	24 3/4	17	23	6	HN53CLST	\$604
------------------------------	--------	--------	----	----	---	----------	-------



90° Linking Radius L Table	24	24	17	15	6	HN53CLRT	\$479
----------------------------	----	----	----	----	---	----------	-------



90° Linking T Table	24 3/4	24 3/4	17	23	6	HN53CTT	\$479
---------------------	--------	--------	----	----	---	---------	-------



90° Linking X Table	24 3/4	24 3/4	17	23	6	HN53CXT	\$479
---------------------	--------	--------	----	----	---	---------	-------



22.5° Linking Table	24 3/4	18 1/4	17	12	4	HN53C22T	\$479
---------------------	--------	--------	----	----	---	----------	-------



· overall width range is 9 - 18 1/4

30° Linking Table	24 3/4	21 3/6	17	13	4	HN53C30T	\$479
-------------------	--------	--------	----	----	---	----------	-------





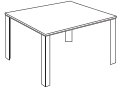
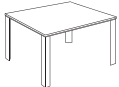
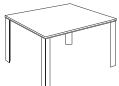



· overall width range is 9 - 21 3/6

45° Linking Table	24 3/4	27	17	17	6	HN53C45T	\$479
-------------------	--------	----	----	----	---	----------	-------



· overall width range is 9 - 27

HEDRON

Description	D	W	H	CTN WT	CU FT	① Model	List Price
20" Linking End Table 	24 3/4	20	17	25	4	HN53E2L	\$819
20" Linking Center Table 	24 3/4	20	17	25	4	HN53C2L	\$819
90° Linking Straight L Table 	24 3/4	24 3/4	17	27	6	HN53CLSL	\$819
90° Linking T Table 	24 3/4	24 3/4	17	27	6	HN53CTL	\$819
90° Linking X Table 	24 3/4	24 3/4	17	27	6	HN53CXL	\$819
22.5° Linking Table 	24 3/4	18 1/4	17	18	4	HN53C22L	\$819
						· overall width range is 9 - 18 1/4	
30° Linking Table 	24 3/4	21 3/16	17	19	4	HN53C30L	\$819
						· overall width range is 9 - 21 3/16	
45° Linking Table 	24 3/4	27	17	23	6	HN53C45L	\$819
						· overall width range is 9 - 27	



Linking Bracket Application

To Order, Specify:

- ① Model Number
- ② Wood Species - Maple (M)
- ③ Wood Finish
- ④ Optional Coordinating Wood Grain Laminate
Surfaces - no upcharge. Finishes with an asterisk have a coordinating laminate available.
- ⑤ Optional Felt Glide Covers - no upcharge

③ Wood Finish/Color Options:

Maple			
ALM	Ale Medium	FLX	Flax
AUB	Auburn	HRV	Harvest*
BRL	Barley	LGC	Legacy
BBM	Bourbon Medium	MCH	Mocha*
BRM	Brighton Medium	NTO	Night Owl*
BUT	Butterscotch	PRL	Praline*
CIN	Cinnamon	SAF	Saffron
CLA	Classic	SIE	Sienna*
CLL	Collectors*	TOF	Toffee
EAR	Earthy	TRF	Truffle*
ESP	Espresso	VEN	Venetian

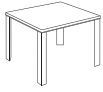
Specifications

- Wood species - Maple veneer.
- Table tops are 7/8" thick.
- Anodized aluminum extruded leg.
- Linking bracket, see page 361.
- Standard with nylon glides.

HEDRON FREESTANDING TABLES



Description	D	W	H	CTN WT	CU FT	① Model	List Price
24" x 24" End Table	24 3/4	24 3/4	17	27	6	HN2424-17	\$819




30" x 30" End Table	28 1/4	28 1/4	17	33	6	HN3030-17	\$953
---------------------	--------	--------	----	----	---	-----------	-------




36" x 36" End Table	36	36	17	46	8	HN3636-17	\$1,017
---------------------	----	----	----	----	---	-----------	---------




HEDRON

Description	① Model	Specifications				List Price Per Grade	
Single Seat 	HN5321U	Dimensions	D	W	H	COM	\$1,957
		Overall	30	32	30	A	\$2,018
		Seat	21	22 ½	18 ½	B	\$2,139
		Arm			26 ½	COL/C	\$2,349
		Upholstery	Shipping			D	\$2,623
		COM Ydg	6	Ctn Wt	71	E	\$2,894
		COL Sq Ft	120	Cu Ft	30	F	\$3,183
						G	\$3,591
						H	\$4,025
						I	\$4,709
				J	\$5,526		
				L1	\$3,891		
				L2	\$4,381		

Description	① Model	Specifications				List Price Per Grade	
Single Seat with Wood Cap Arm 	HN5321W	Dimensions	D	W	H	COM	\$2,145
		Overall	30	32	30	A	\$2,205
		Seat	21	22 ½	18 ½	B	\$2,329
		Arm			26 ½	COL/C	\$2,538
		Upholstery	Shipping			D	\$2,812
		COM Ydg	6	Ctn Wt	75	E	\$3,084
		COL Sq Ft	120	Cu Ft	30	F	\$3,373
						G	\$3,780
						H	\$4,215
						I	\$4,897
				J	\$5,715		
				L1	\$4,081		
				L2	\$4,571		

To Order, Specify:

- ① Model Number
- ② Wood Species - Maple (M) or 3D Black Laminate (B3L)
- ③ Wood Finish
- ④ Fabric Selection - vendor, pattern and color
- ⑤ Optional Tablet Arm - add \$572 list; indicate left (TBL) or right (TBR)



Tilt and Stow
Tablet Arm Illustration
10"d x 16"w Surface
- ⑥ Optional Coordinating Wood Grain Laminate Surfaces - no upcharge. Finishes with an asterisk have a coordinating laminate available.
- ⑦ Optional Felt Glide Covers - no upcharge

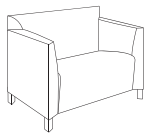
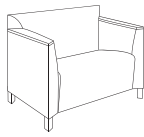
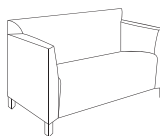
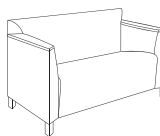
③ Wood Finish/Color Options:

Maple		FLX	Flax
ALM	Ale Medium	HRV	Harvest*
AUB	Auburn	LGC	Legacy
BRL	Barley	MCH	Mocha*
BBM	Bourbon Medium	NTO	Night Owl*
BRM	Brighton Medium	PRL	Praline*
BUT	Butterscotch	SAF	Saffron
CIN	Cinnamon	SIE	Sienna*
CLA	Classic	TOF	Toffee
CLL	Collectors*	TRF	Truffle*
EAR	Earthy	VEN	Venetian
ESP	Espresso		





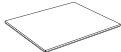




- ④ See a selection of graded in fabric manufacturers and patterns on pages 20-28 Contact Customer Service for additional fabric options.

Specifications


- Frame: Solid Birch plywood
- Standard scale leg is 5 ½" tall.
- Mortise and tenon construction with corner blocks, glue and screws.
- Anodized aluminum extruded leg.
- Seat has synthetic sheet webbing with cross strip webs, 3" polyurethane foam with Dacron® wrap.
- Back has synthetic sheet webbing, 2" polyurethane foam with Dacron® wrap.
- Arms have ¼" polyurethane foam.
- Table tops are 7/8" thick and wood caps are ¾" thick maple veneer.
- **Linking bracket, see page 361.**
- Standard with nylon glides.

Description	Model	Specifications				List Price Per Grade
31" Single Seat 	HN5331U	Dimensions	D	W	H	COM \$2,237
		Overall	30	40	30	A \$2,302
		Seat	21	30	18½	B \$2,428
		Arm			26½	COL/C \$2,650
		Upholstery	Shipping			D \$2,932
		COM Ydg	6¼	Ctn Wt	82	E \$3,216
		COL Sq Ft	144	Cu Ft	33	F \$3,517
						G \$3,941
						H \$4,396
						I \$5,105
				J \$5,955		
				L1 \$4,594		
				L2 \$5,191		
31" Single Seat with Wood Cap Arm 	HN5331W	Dimensions	D	W	H	COM \$2,426
		Overall	30	40	30	A \$2,489
		Seat	21	30	18½	B \$2,617
		Arm			26½	COL/C \$2,838
		Upholstery	Shipping			D \$3,120
		COM Ydg	6¼	Ctn Wt	87	E \$3,404
		COL Sq Ft	144	Cu Ft	33	F \$3,703
						G \$4,130
						H \$4,583
						I \$5,292
				J \$6,143		
				L1 \$4,781		
				L2 \$5,378		
Double Seat 	HN5332U	Dimensions	D	W	H	COM \$2,462
		Overall	30	51	30	A \$2,534
		Seat	21	41	18½	B \$2,677
		Arm			26½	COL/C \$2,922
		Upholstery	Shipping			D \$3,240
		COM Ydg	7	Ctn Wt	93	E \$3,557
		COL Sq Ft	161	Cu Ft	46	F \$3,893
						G \$4,370
						H \$4,877
						I \$5,674
				J \$6,627		
				L1 \$5,101		
				L2 \$5,767		
Double Seat with Wood Cap Arm 	HN5332W	Dimensions	D	W	H	COM \$2,653
		Overall	30	51	30	A \$2,724
		Seat	21	41	18½	B \$2,865
		Arm			26½	COL/C \$3,113
		Upholstery	Shipping			D \$3,431
		COM Ydg	7	Ctn Wt	97	E \$3,747
		COL Sq Ft	161	Cu Ft	46	F \$4,084
						G \$4,559
						H \$5,068
						I \$5,863
				J \$6,817		
				L1 \$5,291		
				L2 \$5,958		

HEDRON

Description	D	W	H	CTN WT	CU FT	① Model	List Price
20" Linking End Table 	28 1/4	20	17	21	4	HN53E2GT	\$687
20" Linking Center Table 	28 1/4	20	17	21	4	HN53C2GT	\$496
90° Linking Straight L Table 	28 1/4	28 1/4	17	25	6	HN53CLGST	\$623
90° Linking Radius L Table 	27 1/2	27 1/2	17	17	6	HN53CLGRT	\$496
90° Linking T Table 	28 1/4	28 1/4	17	25	6	HN53CTGT	\$496
90° Linking X Table 	28 1/4	28 1/4	17	25	6	HN53CXGT	\$496
22.5° Linking Table 	28 1/4	19 5/16	17	14	4	HN53C22GT	\$496
30° Linking Table 	28 1/4	23	17	15	4	HN53C30GT	\$496
45° Linking Table 	28 1/4	29 5/8	17	19	6	HN53C45GT	\$496

To Order, Specify:

- ① Model Number
- ② Wood Species - Maple (M) or 3D Black Laminate (B3L)
- ③ Wood Finish
- ④ Fabric Selection - vendor, pattern and color
- ⑤ Optional Tablet Arm - add \$572 list; indicate left (TBL) or right (TBR)
 Tilt and Stow
 Tablet Arm Illustration
 10"d x 16"w Surface
- ⑥ Optional Coordinating Wood Grain Laminate
 Surfaces - no upcharge. Finishes with an asterisk have a coordinating laminate available.
- ⑦ Optional Felt Glide Covers - no upcharge

③ Wood Finish/Color Options:

Maple		FLX	Flax
ALM	Ale Medium	HRV	Harvest*
AUB	Auburn	LGC	Legacy
BRL	Barley	MCH	Mocha*
BBM	Bourbon Medium	NTO	Night Owl*
BRM	Brighton Medium	PRL	Praline*
BUT	Butterscotch	SAF	Saffron
CIN	Cinnamon	SIE	Sienna*
CLA	Classic	TOF	Toffee
CLL	Collectors*	TRF	Truffle*
EAR	Earthy	VEN	Venetian
ESP	Espresso		

- ④ See a selection of graded in fabric manufacturers and patterns on pages 20-28 Contact Customer Service for additional fabric options.

Specifications

- Frame: Solid Birch plywood
- Grand scale leg is 4" tall.
- Mortise and tenon construction with corner blocks, glue and screws.
- Anodized aluminum extruded leg.
- Seat has synthetic sheet webbing with cross strip webs, 3" polyurethane foam with Dacron® wrap.
- Back has synthetic sheet webbing, 2" polyurethane foam with Dacron® wrap.
- Arms have 1/4" polyurethane foam.
- Table tops are 7/8" thick and wood caps are 3/4" thick maple veneer.
- Linking bracket, see page 361.
- Standard with nylon glides.

HEDRON

GRAND LINKING TABLES, LEG MOUNTED



Description	D	W	H	CTN WT	CU FT	① Model	List Price
20" Linking End Table	28 ¼	20	17	27	4	HN53E2GL	\$843



20" Linking Center Table	28 ¼	20	17	27	4	HN53C2GL	\$843
--------------------------	------	----	----	----	---	----------	-------



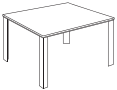
90° Linking Straight L Table	28 ¼	28 ¼	17	29	6	HN53CLGSL	\$843
------------------------------	------	------	----	----	---	-----------	-------



90° Linking T Table	28 ¼	28 ¼	17	29	6	HN53CTGL	\$843
---------------------	------	------	----	----	---	----------	-------



90° Linking X Table	28 ¼	28 ¼	17	29	6	HN53CXGL	\$843
---------------------	------	------	----	----	---	----------	-------



HEDRON

Description	D	W	H	CTN WT	CU FT	① Model	List Price
22.5° Linking Table	28 ¼	19 ⅝	17	20	4	HN53C22GL	\$843



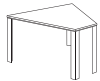
· overall width range is 9 - 19 ⅝

30° Linking Table	28 ¼	23	17	21	4	HN53C30GL	\$843
-------------------	------	----	----	----	---	-----------	-------



· overall width range is 9 - 23

45° Linking Table	28 ¼	29 ⅝	17	25	6	HN53C45GL	\$843
-------------------	------	------	----	----	---	-----------	-------



· overall width range is 9 - 29 ⅝

Linking Bracket						HN53BRKT	\$109
-----------------	--	--	--	--	--	----------	-------



· set of 2 for single linking of Chair to Table or Chair to Chair application



Linking Bracket Application



Chair to Table Linked



Chair to Chair Linked

To Order, Specify:

- ① Model Number
- ② Wood Species - Maple (M)
- ③ Wood Finish
- ④ Optional Coordinating Wood Grain Laminate
Surfaces - no upcharge. Finishes with an asterisk have a coordinating laminate available.
- ⑤ Optional Felt Glide Covers - no upcharge

③ Wood Finish/Color Options:

Maple			
ALM	Ale Medium	FLX	Flax
AUB	Auburn	HRV	Harvest*
BRL	Barley	LGC	Legacy
BBM	Bourbon Medium	MCH	Mocha*
BRM	Brighton Medium	NTO	Night Owl*
BUT	Butterscotch	PRL	Praline*
CIN	Cinnamon	SAF	Saffron
CLA	Classic	SIE	Sienna*
CLL	Collectors*	TOF	Toffee
EAR	Earthy	TRF	Truffle*
ESP	Espresso	VEN	Venetian

- ④ See a selection of graded in fabric manufacturers and patterns on pages 20-28 Contact Customer Service for additional fabric options.

Specifications

- Table tops - Maple veneer.
- Table tops are 7/8" thick.
- Anodized aluminum extruded leg.
- **Linking bracket, see above.**
- Standard with nylon glides.