

Hedron Lounge Order Check List:



Specify:

- 1. Model Number
- 2. Wood Species - Maple (M) or 3D Laminate (B3L)
- 3. Wood Finish
- 4. Fabric Selection - vendor, pattern and color
- 5. Optional Tablet Arm - add \$544 list; indicate left (TBL) or right (TBR)
- 6. Optional Coordinating Wood Grain Laminate Surfaces - no upcharge
- 7. Optional Felt Glide Covers - no upcharge

Example:

HN5301W | M | AUB | MOMENTUM | VOX | MYSTIC
 (model #) | (wood species) | (finish) | (fabric vendor) | (pattern name) | (pattern color)

1. Model Number

2. Wood Species - Maple (M)

3. Wood Finish Options:

ALE Ale*	FLX Flax
AUB Auburn*	HRV Harvest*
BRL Barley*	LGC Legacy*
BBN Bourbon*	MCH Mocha*
BRG Brighton*	NTO Night Owl*
BUT Butterscotch	PRL Praline*
CIN Cinnamon*	SAF Saffron*
CLA Classic*	SIE Sienna*
CLL Collectors*	TOF Toffee*
EAR Earthy	TRF Truffle*
ESP Espresso	VEN Venetian*

4. Fabric Selection - Please supply the following:

- Fabric vendor
- Pattern name
- Pattern color

[For a complete list of JSI Graded-In Fabric click here](#)

When specifying contrasting upholstery, indicate clearly which upholstery is to be applied to the seat, back and arms. Use higher grade pricing.

- Indicate direction of fabric - Railroaded or Up the Roll
- Please provide illustration, if available

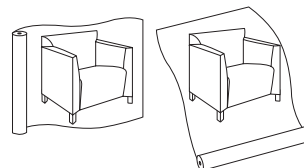
All COM orders must include the following:

- Vendor's name, pattern name and color
- Sample of the fabric attached to order
- Model numbers of items for fabric application
- Special application instructions (e.g., all stripes will be applied front to back unless specified otherwise)
- Customer and purchase order number

Ship prepaid COM material to:

JSI
 Attn: COM Department
 201 East Martin Street
 Receiving B, Dock 71
 Orleans, IN 47452

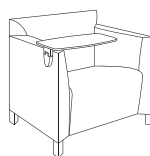
Application of fabric:
 Railroaded Up the Roll



All COM orders will ship at standard lead time from receipt of COM except for orders requiring special custom matched finishes.

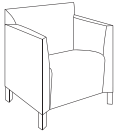
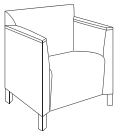

5. Tablet Arm -

Tablet arm designated right or left as seated in chair - add \$544 list




***6. Optional Coordinating Wood Grain Laminate Table Top - no upcharge; tables only. Finishes with an asterisk (*) have a coordinating laminate available.**

7. Optional Felt Glide Covers - no upcharge

Description	① Model	Specifications				List Price Per Grade	
	HN5301U	Dimensions				COM	\$1,670
		Overall	26½	28	31	A	\$1,713
		Seat	20	20	18½	B	\$1,800
		Arm			26½	COL/C	\$1,951
		Upholstery		Shipping		D	\$2,146
		COM Ydg	4½	Ctn Wt	58	E	\$2,341
		COL Sq Ft	90	Cu Ft	30	F	\$2,547
						G	\$2,838
						H	\$3,149
						I	\$3,636
	HN5301W	Dimensions				COM	\$1,839
		Overall	26½	28	31	A	\$1,884
		Seat	20	20	18½	B	\$1,970
		Arm			26½	COL/C	\$2,122
		Upholstery		Shipping		D	\$2,315
		COM Ydg	4½	Ctn Wt	62	E	\$2,510
		COL Sq Ft	90	Cu Ft	30	F	\$2,716
						G	\$3,007
						H	\$3,318
						I	\$3,806
	HN5311U	Dimensions				COM	\$1,940
		Overall	26½	38	31	A	\$1,987
		Seat	20	30	18½	B	\$2,084
		Arm			26½	COL/C	\$2,253
		Upholstery		Shipping		D	\$2,469
		COM Ydg	5	Ctn Wt	69	E	\$2,685
		COL Sq Ft	115	Cu Ft	33	F	\$2,912
						G	\$3,237
						H	\$3,583
						I	\$4,124

To Order, Specify:

- ① Model Number
- ② Wood Species - Maple (M) or 3D Black Laminate (B3L)
- ③ Wood Finish
- ④ Fabric Selection - vendor, pattern and color
- ⑤ Optional Tablet Arm - add \$544 list; indicate left (TBL) or right (TBR)



Tilt and Stow
Tablet Arm Illustration
10"d x 16"w Surface
- ⑥ Optional Coordinating Wood Grain Laminate Surfaces - no upcharge. Finishes with an asterisk have a coordinating laminate available.
- ⑦ Optional Felt Glide Covers - no upcharge

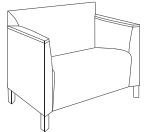
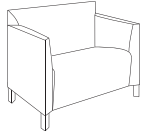
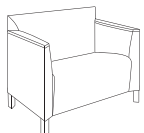
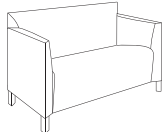
③ Wood Finish/Color Options:

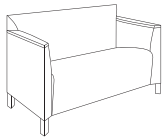
Maple			
ALE	Ale*	FLX	Flax*
AUB	Auburn*	HRV	Harvest*
BRL	Barley*	LGC	Legacy*
BBN	Bourbon*	MCH	Mocha*
BRG	Brighton*	NTO	Night Owl*
BUT	Butterscotch	PRL	Praline*
CIN	Cinnamon*	SAF	Saffron*
CLA	Classic*	SIE	Sienna*
CLL	Collectors*	TOF	Toffee*
EAR	Earthy	TRF	Truffle*
ESP	Espresso	VEN	Venetian*

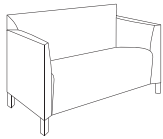
- ④ See a selection of graded in fabric manufacturers and patterns on pages 20-28 Contact Customer Service for additional fabric options.

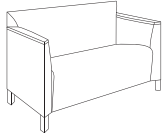
Specifications

- Frame: Solid Birch plywood
- Standard scale leg is 5 ½" tall.
- Mortise and tenon construction with corner blocks, glue and screws.
- Anodized aluminum extruded leg.
- Seat has synthetic sheet webbing with cross strip webs, 3" polyurethane foam with Dacron® wrap.
- Back has synthetic sheet webbing, 2" polyurethane foam with Dacron® wrap.
- Arms have ¼" polyurethane foam.
- Wood caps are ¾" thick maple veneer.
- Linking bracket, see page 361.
- Standard with nylon glides.

Description	Model	Specifications	List Price Per Grade																																										
31" Single Seat with Wood Cap Arm 	HN5311W	<table border="1"> <thead> <tr> <th>Dimensions</th> <th>D</th> <th>W</th> <th>H</th> </tr> </thead> <tbody> <tr> <td>Overall</td> <td>26½</td> <td>38</td> <td>31</td> </tr> <tr> <td>Seat</td> <td>20</td> <td>30</td> <td>18½</td> </tr> <tr> <td>Arm</td> <td colspan="3">26½</td> </tr> </tbody> </table>	Dimensions	D	W	H	Overall	26½	38	31	Seat	20	30	18½	Arm	26½			<table border="1"> <tbody> <tr><td>COM</td><td>\$2,108</td></tr> <tr><td>A</td><td>\$2,156</td></tr> <tr><td>B</td><td>\$2,253</td></tr> <tr><td>COL/C</td><td>\$2,421</td></tr> <tr><td>D</td><td>\$2,637</td></tr> <tr><td>E</td><td>\$2,853</td></tr> <tr><td>F</td><td>\$3,081</td></tr> <tr><td>G</td><td>\$3,406</td></tr> <tr><td>H</td><td>\$3,751</td></tr> <tr><td>I</td><td>\$4,292</td></tr> <tr><td>J</td><td>\$4,939</td></tr> <tr><td>L1</td><td>\$3,903</td></tr> <tr><td>L2</td><td>\$4,357</td></tr> </tbody> </table>	COM	\$2,108	A	\$2,156	B	\$2,253	COL/C	\$2,421	D	\$2,637	E	\$2,853	F	\$3,081	G	\$3,406	H	\$3,751	I	\$4,292	J	\$4,939	L1	\$3,903	L2	\$4,357
		Dimensions	D	W	H																																								
Overall	26½	38	31																																										
Seat	20	30	18½																																										
Arm	26½																																												
COM	\$2,108																																												
A	\$2,156																																												
B	\$2,253																																												
COL/C	\$2,421																																												
D	\$2,637																																												
E	\$2,853																																												
F	\$3,081																																												
G	\$3,406																																												
H	\$3,751																																												
I	\$4,292																																												
J	\$4,939																																												
L1	\$3,903																																												
L2	\$4,357																																												
		<table border="1"> <thead> <tr> <th>Upholstery</th> <th colspan="3">Shipping</th> </tr> </thead> <tbody> <tr> <td>COM Ydg</td> <td>5</td> <td>Ctn Wt</td> <td>73</td> </tr> <tr> <td>COL Sq Ft</td> <td>115</td> <td>Cu Ft</td> <td>33</td> </tr> </tbody> </table>	Upholstery	Shipping			COM Ydg	5	Ctn Wt	73	COL Sq Ft	115	Cu Ft	33																															
Upholstery	Shipping																																												
COM Ydg	5	Ctn Wt	73																																										
COL Sq Ft	115	Cu Ft	33																																										
31" Single Seat  <ul style="list-style-type: none"> · bariatric · 600 lb load rated · meets BIFMA x5.11 large occupant standard (253-400lb individual) 	HN5311BU	<table border="1"> <thead> <tr> <th>Dimensions</th> <th>D</th> <th>W</th> <th>H</th> </tr> </thead> <tbody> <tr> <td>Overall</td> <td>26½</td> <td>38</td> <td>31</td> </tr> <tr> <td>Seat</td> <td>20</td> <td>30</td> <td>18½</td> </tr> <tr> <td>Arm</td> <td colspan="3">26½</td> </tr> </tbody> </table>	Dimensions	D	W	H	Overall	26½	38	31	Seat	20	30	18½	Arm	26½			<table border="1"> <tbody> <tr><td>COM</td><td>\$2,451</td></tr> <tr><td>A</td><td>\$2,500</td></tr> <tr><td>B</td><td>\$2,596</td></tr> <tr><td>COL/C</td><td>\$2,764</td></tr> <tr><td>D</td><td>\$2,981</td></tr> <tr><td>E</td><td>\$3,197</td></tr> <tr><td>F</td><td>\$3,424</td></tr> <tr><td>G</td><td>\$3,750</td></tr> <tr><td>H</td><td>\$4,096</td></tr> <tr><td>I</td><td>\$4,636</td></tr> <tr><td>J</td><td>\$5,284</td></tr> <tr><td>L1</td><td>\$4,247</td></tr> <tr><td>L2</td><td>\$4,701</td></tr> </tbody> </table>	COM	\$2,451	A	\$2,500	B	\$2,596	COL/C	\$2,764	D	\$2,981	E	\$3,197	F	\$3,424	G	\$3,750	H	\$4,096	I	\$4,636	J	\$5,284	L1	\$4,247	L2	\$4,701
		Dimensions	D	W	H																																								
Overall	26½	38	31																																										
Seat	20	30	18½																																										
Arm	26½																																												
COM	\$2,451																																												
A	\$2,500																																												
B	\$2,596																																												
COL/C	\$2,764																																												
D	\$2,981																																												
E	\$3,197																																												
F	\$3,424																																												
G	\$3,750																																												
H	\$4,096																																												
I	\$4,636																																												
J	\$5,284																																												
L1	\$4,247																																												
L2	\$4,701																																												
		<table border="1"> <thead> <tr> <th>Upholstery</th> <th colspan="3">Shipping</th> </tr> </thead> <tbody> <tr> <td>COM Ydg</td> <td>5</td> <td>Ctn Wt</td> <td>74</td> </tr> <tr> <td>COL Sq Ft</td> <td>115</td> <td>Cu Ft</td> <td>33</td> </tr> </tbody> </table>	Upholstery	Shipping			COM Ydg	5	Ctn Wt	74	COL Sq Ft	115	Cu Ft	33																															
Upholstery	Shipping																																												
COM Ydg	5	Ctn Wt	74																																										
COL Sq Ft	115	Cu Ft	33																																										
31" Single Seat with Wood Cap Arm  <ul style="list-style-type: none"> · bariatric · 600 lb load rated · meets BIFMA x5.11 large occupant standard (253-400lb individual) 	HN5311BW	<table border="1"> <thead> <tr> <th>Dimensions</th> <th>D</th> <th>W</th> <th>H</th> </tr> </thead> <tbody> <tr> <td>Overall</td> <td>26½</td> <td>38</td> <td>31</td> </tr> <tr> <td>Seat</td> <td>20</td> <td>30</td> <td>18½</td> </tr> <tr> <td>Arm</td> <td colspan="3">26½</td> </tr> </tbody> </table>	Dimensions	D	W	H	Overall	26½	38	31	Seat	20	30	18½	Arm	26½			<table border="1"> <tbody> <tr><td>COM</td><td>\$2,620</td></tr> <tr><td>A</td><td>\$2,668</td></tr> <tr><td>B</td><td>\$2,764</td></tr> <tr><td>COL/C</td><td>\$2,934</td></tr> <tr><td>D</td><td>\$3,149</td></tr> <tr><td>E</td><td>\$3,365</td></tr> <tr><td>F</td><td>\$3,593</td></tr> <tr><td>G</td><td>\$3,918</td></tr> <tr><td>H</td><td>\$4,263</td></tr> <tr><td>I</td><td>\$4,804</td></tr> <tr><td>J</td><td>\$5,452</td></tr> <tr><td>L1</td><td>\$4,414</td></tr> <tr><td>L2</td><td>\$4,869</td></tr> </tbody> </table>	COM	\$2,620	A	\$2,668	B	\$2,764	COL/C	\$2,934	D	\$3,149	E	\$3,365	F	\$3,593	G	\$3,918	H	\$4,263	I	\$4,804	J	\$5,452	L1	\$4,414	L2	\$4,869
		Dimensions	D	W	H																																								
Overall	26½	38	31																																										
Seat	20	30	18½																																										
Arm	26½																																												
COM	\$2,620																																												
A	\$2,668																																												
B	\$2,764																																												
COL/C	\$2,934																																												
D	\$3,149																																												
E	\$3,365																																												
F	\$3,593																																												
G	\$3,918																																												
H	\$4,263																																												
I	\$4,804																																												
J	\$5,452																																												
L1	\$4,414																																												
L2	\$4,869																																												
		<table border="1"> <thead> <tr> <th>Upholstery</th> <th colspan="3">Shipping</th> </tr> </thead> <tbody> <tr> <td>COM Ydg</td> <td>5</td> <td>Ctn Wt</td> <td>78</td> </tr> <tr> <td>COL Sq Ft</td> <td>115</td> <td>Cu Ft</td> <td>33</td> </tr> </tbody> </table>	Upholstery	Shipping			COM Ydg	5	Ctn Wt	78	COL Sq Ft	115	Cu Ft	33																															
Upholstery	Shipping																																												
COM Ydg	5	Ctn Wt	78																																										
COL Sq Ft	115	Cu Ft	33																																										
Double Seat 	HN5302U	<table border="1"> <thead> <tr> <th>Dimensions</th> <th>D</th> <th>W</th> <th>H</th> </tr> </thead> <tbody> <tr> <td>Overall</td> <td>26½</td> <td>49</td> <td>31</td> </tr> <tr> <td>Seat</td> <td>20</td> <td>41</td> <td>18½</td> </tr> <tr> <td>Arm</td> <td colspan="3">26½</td> </tr> </tbody> </table>	Dimensions	D	W	H	Overall	26½	49	31	Seat	20	41	18½	Arm	26½			<table border="1"> <tbody> <tr><td>COM</td><td>\$2,153</td></tr> <tr><td>A</td><td>\$2,207</td></tr> <tr><td>B</td><td>\$2,318</td></tr> <tr><td>COL/C</td><td>\$2,513</td></tr> <tr><td>D</td><td>\$2,760</td></tr> <tr><td>E</td><td>\$3,010</td></tr> <tr><td>F</td><td>\$3,272</td></tr> <tr><td>G</td><td>\$3,644</td></tr> <tr><td>H</td><td>\$4,043</td></tr> <tr><td>I</td><td>\$4,665</td></tr> <tr><td>J</td><td>\$5,410</td></tr> <tr><td>L1</td><td>\$4,218</td></tr> <tr><td>L2</td><td>\$4,739</td></tr> </tbody> </table>	COM	\$2,153	A	\$2,207	B	\$2,318	COL/C	\$2,513	D	\$2,760	E	\$3,010	F	\$3,272	G	\$3,644	H	\$4,043	I	\$4,665	J	\$5,410	L1	\$4,218	L2	\$4,739
		Dimensions	D	W	H																																								
Overall	26½	49	31																																										
Seat	20	41	18½																																										
Arm	26½																																												
COM	\$2,153																																												
A	\$2,207																																												
B	\$2,318																																												
COL/C	\$2,513																																												
D	\$2,760																																												
E	\$3,010																																												
F	\$3,272																																												
G	\$3,644																																												
H	\$4,043																																												
I	\$4,665																																												
J	\$5,410																																												
L1	\$4,218																																												
L2	\$4,739																																												
		<table border="1"> <thead> <tr> <th>Upholstery</th> <th colspan="3">Shipping</th> </tr> </thead> <tbody> <tr> <td>COM Ydg</td> <td>5¾</td> <td>Ctn Wt</td> <td>80</td> </tr> <tr> <td>COL Sq Ft</td> <td>133</td> <td>Cu Ft</td> <td>46</td> </tr> </tbody> </table>	Upholstery	Shipping			COM Ydg	5¾	Ctn Wt	80	COL Sq Ft	133	Cu Ft	46																															
Upholstery	Shipping																																												
COM Ydg	5¾	Ctn Wt	80																																										
COL Sq Ft	133	Cu Ft	46																																										


Description	Model	Specifications	List Price Per Grade																																																	
Double Seat with Wood Cap Arm 	HN5302W	<table border="1"> <thead> <tr> <th>Dimensions</th> <th>D</th> <th>W</th> <th>H</th> </tr> </thead> <tbody> <tr> <td>Overall</td> <td>26½</td> <td>49</td> <td>31</td> </tr> <tr> <td>Seat</td> <td>20</td> <td>41</td> <td>18½</td> </tr> <tr> <td>Arm</td> <td></td> <td></td> <td>26½</td> </tr> </tbody> </table>	Dimensions	D	W	H	Overall	26½	49	31	Seat	20	41	18½	Arm			26½	<table border="1"> <thead> <tr> <th>Upholstery</th> <th>Shipping</th> </tr> </thead> <tbody> <tr> <td>COM Ydg</td> <td>5¾ Ctn Wt 84</td> </tr> <tr> <td>COL Sq Ft</td> <td>133 Cu Ft 46</td> </tr> </tbody> </table>	Upholstery	Shipping	COM Ydg	5¾ Ctn Wt 84	COL Sq Ft	133 Cu Ft 46	<table border="1"> <tbody> <tr><td>COM</td><td>\$2,322</td></tr> <tr><td>A</td><td>\$2,379</td></tr> <tr><td>B</td><td>\$2,490</td></tr> <tr><td>COL/C</td><td>\$2,683</td></tr> <tr><td>D</td><td>\$2,932</td></tr> <tr><td>E</td><td>\$3,180</td></tr> <tr><td>F</td><td>\$3,444</td></tr> <tr><td>G</td><td>\$3,816</td></tr> <tr><td>H</td><td>\$4,215</td></tr> <tr><td>I</td><td>\$4,836</td></tr> <tr><td>J</td><td>\$5,581</td></tr> <tr><td>L1</td><td>\$4,387</td></tr> <tr><td>L2</td><td>\$4,911</td></tr> </tbody> </table>	COM	\$2,322	A	\$2,379	B	\$2,490	COL/C	\$2,683	D	\$2,932	E	\$3,180	F	\$3,444	G	\$3,816	H	\$4,215	I	\$4,836	J	\$5,581	L1	\$4,387	L2	\$4,911
		Dimensions	D	W	H																																															
		Overall	26½	49	31																																															
		Seat	20	41	18½																																															
		Arm			26½																																															
		Upholstery	Shipping																																																	
		COM Ydg	5¾ Ctn Wt 84																																																	
		COL Sq Ft	133 Cu Ft 46																																																	
		COM	\$2,322																																																	
		A	\$2,379																																																	
B	\$2,490																																																			
COL/C	\$2,683																																																			
D	\$2,932																																																			
E	\$3,180																																																			
F	\$3,444																																																			
G	\$3,816																																																			
H	\$4,215																																																			
I	\$4,836																																																			
J	\$5,581																																																			
L1	\$4,387																																																			
L2	\$4,911																																																			

Double Seat 	HN5302BU • bariatric • 600 lb load rated • meets BIFMA x5.11 large occupant standard (253-400lb individual)	<table border="1"> <thead> <tr> <th>Dimensions</th> <th>D</th> <th>W</th> <th>H</th> </tr> </thead> <tbody> <tr> <td>Overall</td> <td>26½</td> <td>49</td> <td>31</td> </tr> <tr> <td>Seat</td> <td>20</td> <td>41</td> <td>18½</td> </tr> <tr> <td>Arm</td> <td></td> <td></td> <td>26½</td> </tr> </tbody> </table>	Dimensions	D	W	H	Overall	26½	49	31	Seat	20	41	18½	Arm			26½	<table border="1"> <thead> <tr> <th>Upholstery</th> <th>Shipping</th> </tr> </thead> <tbody> <tr> <td>COM Ydg</td> <td>5¾ Ctn Wt 85</td> </tr> <tr> <td>COL Sq Ft</td> <td>133 Cu Ft 46</td> </tr> </tbody> </table>	Upholstery	Shipping	COM Ydg	5¾ Ctn Wt 85	COL Sq Ft	133 Cu Ft 46	<table border="1"> <tbody> <tr><td>COM</td><td>\$2,665</td></tr> <tr><td>A</td><td>\$2,721</td></tr> <tr><td>B</td><td>\$2,831</td></tr> <tr><td>COL/C</td><td>\$3,026</td></tr> <tr><td>D</td><td>\$3,273</td></tr> <tr><td>E</td><td>\$3,522</td></tr> <tr><td>F</td><td>\$3,784</td></tr> <tr><td>G</td><td>\$4,157</td></tr> <tr><td>H</td><td>\$4,556</td></tr> <tr><td>I</td><td>\$5,177</td></tr> <tr><td>J</td><td>\$5,922</td></tr> <tr><td>L1</td><td>\$4,730</td></tr> <tr><td>L2</td><td>\$5,251</td></tr> </tbody> </table>	COM	\$2,665	A	\$2,721	B	\$2,831	COL/C	\$3,026	D	\$3,273	E	\$3,522	F	\$3,784	G	\$4,157	H	\$4,556	I	\$5,177	J	\$5,922	L1	\$4,730	L2	\$5,251
		Dimensions	D	W	H																																															
		Overall	26½	49	31																																															
		Seat	20	41	18½																																															
		Arm			26½																																															
		Upholstery	Shipping																																																	
		COM Ydg	5¾ Ctn Wt 85																																																	
		COL Sq Ft	133 Cu Ft 46																																																	
		COM	\$2,665																																																	
		A	\$2,721																																																	
B	\$2,831																																																			
COL/C	\$3,026																																																			
D	\$3,273																																																			
E	\$3,522																																																			
F	\$3,784																																																			
G	\$4,157																																																			
H	\$4,556																																																			
I	\$5,177																																																			
J	\$5,922																																																			
L1	\$4,730																																																			
L2	\$5,251																																																			

Double Seat with Wood Cap Arm 	HN5302BW • bariatric • 600 lb load rated • meets BIFMA x5.11 large occupant standard (253-400lb individual)	<table border="1"> <thead> <tr> <th>Dimensions</th> <th>D</th> <th>W</th> <th>H</th> </tr> </thead> <tbody> <tr> <td>Overall</td> <td>26½</td> <td>49</td> <td>31</td> </tr> <tr> <td>Seat</td> <td>20</td> <td>41</td> <td>18½</td> </tr> <tr> <td>Arm</td> <td></td> <td></td> <td>26½</td> </tr> </tbody> </table>	Dimensions	D	W	H	Overall	26½	49	31	Seat	20	41	18½	Arm			26½	<table border="1"> <thead> <tr> <th>Upholstery</th> <th>Shipping</th> </tr> </thead> <tbody> <tr> <td>COM Ydg</td> <td>5¾ Ctn Wt 89</td> </tr> <tr> <td>COL Sq Ft</td> <td>133 Cu Ft 46</td> </tr> </tbody> </table>	Upholstery	Shipping	COM Ydg	5¾ Ctn Wt 89	COL Sq Ft	133 Cu Ft 46	<table border="1"> <tbody> <tr><td>COM</td><td>\$2,834</td></tr> <tr><td>A</td><td>\$2,891</td></tr> <tr><td>B</td><td>\$3,001</td></tr> <tr><td>COL/C</td><td>\$3,195</td></tr> <tr><td>D</td><td>\$3,444</td></tr> <tr><td>E</td><td>\$3,692</td></tr> <tr><td>F</td><td>\$3,954</td></tr> <tr><td>G</td><td>\$4,328</td></tr> <tr><td>H</td><td>\$4,725</td></tr> <tr><td>I</td><td>\$5,347</td></tr> <tr><td>J</td><td>\$6,093</td></tr> <tr><td>L1</td><td>\$4,899</td></tr> <tr><td>L2</td><td>\$5,420</td></tr> </tbody> </table>	COM	\$2,834	A	\$2,891	B	\$3,001	COL/C	\$3,195	D	\$3,444	E	\$3,692	F	\$3,954	G	\$4,328	H	\$4,725	I	\$5,347	J	\$6,093	L1	\$4,899	L2	\$5,420
		Dimensions	D	W	H																																															
		Overall	26½	49	31																																															
		Seat	20	41	18½																																															
		Arm			26½																																															
		Upholstery	Shipping																																																	
		COM Ydg	5¾ Ctn Wt 89																																																	
		COL Sq Ft	133 Cu Ft 46																																																	
		COM	\$2,834																																																	
		A	\$2,891																																																	
B	\$3,001																																																			
COL/C	\$3,195																																																			
D	\$3,444																																																			
E	\$3,692																																																			
F	\$3,954																																																			
G	\$4,328																																																			
H	\$4,725																																																			
I	\$5,347																																																			
J	\$6,093																																																			
L1	\$4,899																																																			
L2	\$5,420																																																			

To Order, Specify:

- 1 Model Number
- 2 Wood Species - Maple (M) or 3D Black Laminate (B3L)
- 3 Wood Finish
- 4 Fabric Selection - vendor, pattern and color
- 5 Optional Tablet Arm - add \$544 list; indicate left (TBL) or right (TBR)



Tilt and Stow
Tablet Arm Illustration
10"d x 16"w Surface
- 6 Optional Coordinating Wood Grain Laminate Surfaces - no upcharge. Finishes with an asterisk have a coordinating laminate available.
- 7 Optional Felt Glide Covers - no upcharge

3 Wood Finish/Color Options:

Maple			
ALE	Ale*	FLX	Flax*
AUB	Auburn*	HRV	Harvest*
BRL	Barley*	LGC	Legacy*
BBN	Bourbon*	MCH	Mocha*
BRG	Brighton*	NTO	Night Owl*
BUT	Butterscotch	PRL	Praline*
CIN	Cinnamon*	SAF	Saffron*
CLA	Classic*	SIE	Sienna*
CLL	Collectors*	TOF	Toffee*
EAR	Earthy	TRF	Truffle*
ESP	Espresso	VEN	Venetian*

- 4 See a selection of graded in fabric manufacturers and patterns on pages 20-28 Contact Customer Service for additional fabric options.

Specifications

- Frame: Solid Birch plywood
- Standard scale leg is 5 ½" tall.
- Mortise and tenon construction with corner blocks, glue and screws.
- Anodized aluminum extruded leg.
- Seat has synthetic sheet webbing with cross strip webs, 3" polyurethane foam with Dacron® wrap.
- Back has synthetic sheet webbing, 2" polyurethane foam with Dacron® wrap.
- Arms have ¼" polyurethane foam.
- Wood caps are ¾" thick maple veneer.
- Linking bracket, see page 361.
- Standard with nylon glides.

HEDRON

STANDARD LINKING TABLES, TOP MOUNTED



Description	D	W	H	CTN WT	CU FT	① Model	List Price
20" Linking End Table	24 ¾	20	17	19	4	HN53E2T	\$634



20" Linking Center Table	24 ¾	20	17	19	4	HN53C2T	\$456
--------------------------	------	----	----	----	---	---------	-------



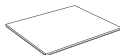
90° Linking Straight L Table	24 ¾	24 ¾	17	23	6	HN53CLST	\$575
------------------------------	------	------	----	----	---	----------	-------



90° Linking Radius L Table	24	24	17	15	6	HN53CLRT	\$456
----------------------------	----	----	----	----	---	----------	-------



90° Linking T Table	24 ¾	24 ¾	17	23	6	HN53CTT	\$456
---------------------	------	------	----	----	---	---------	-------



90° Linking X Table	24 ¾	24 ¾	17	23	6	HN53CXT	\$456
---------------------	------	------	----	----	---	---------	-------



22.5° Linking Table	24 ¾	18 ¼	17	12	4	HN53C22T	\$456
---------------------	------	------	----	----	---	----------	-------



· overall width range is 9 - 18 ¼

30° Linking Table	24 ¾	21 ⅝	17	13	4	HN53C30T	\$456
-------------------	------	------	----	----	---	----------	-------




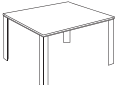
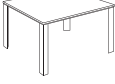





· overall width range is 9 - 21 ⅝

45° Linking Table	24 ¾	27	17	17	6	HN53C45T	\$456
-------------------	------	----	----	----	---	----------	-------



· overall width range is 9 - 27

Description	D	W	H	CTN WT	CU FT	① Model	List Price
20" Linking End Table 	24 3/4	20	17	25	4	HN53E2L	\$780
20" Linking Center Table 	24 3/4	20	17	25	4	HN53C2L	\$780
90° Linking Straight L Table 	24 3/4	24 3/4	17	27	6	HN53CLSL	\$780
90° Linking T Table 	24 3/4	24 3/4	17	27	6	HN53CTL	\$780
90° Linking X Table 	24 3/4	24 3/4	17	27	6	HN53CXL	\$780
22.5° Linking Table  · overall width range is 9 - 18 1/4	24 3/4	18 1/4	17	18	4	HN53C22L	\$780
30° Linking Table  · overall width range is 9 - 21 3/16	24 3/4	21 3/16	17	19	4	HN53C30L	\$780
45° Linking Table  · overall width range is 9 - 27	24 3/4	27	17	23	6	HN53C45L	\$780



Linking Bracket Application

To Order, Specify:

- ① Model Number
- ② Wood Species - Maple (M)
- ③ Wood Finish
- ④ Optional Coordinating Wood Grain Laminate
Surfaces - no upcharge. Finishes with an asterisk have a coordinating laminate available.
- ⑤ Optional Felt Glide Covers - no upcharge

③ Wood Finish/Color Options:

Maple			
ALE	Ale*	FLX	Flax*
AUB	Auburn*	HRV	Harvest*
BRL	Barley*	LGC	Legacy*
BBN	Bourbon*	MCH	Mocha*
BRG	Brighton*	NTO	Night Owl*
BUT	Butterscotch	PRL	Praline*
CIN	Cinnamon*	SAF	Saffron*
CLA	Classic*	SIE	Sienna*
CLL	Collectors*	TOF	Toffee*
EAR	Earthy	TRF	Truffle*
ESP	Espresso	VEN	Venetian*

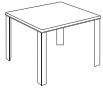
Specifications

- Wood species - Maple veneer.
- Table tops are 7/8" thick.
- Anodized aluminum extruded leg.
- Linking bracket, see page 361.
- Standard with nylon glides.

HEDRON FREESTANDING TABLES



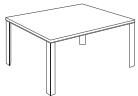
Description	D	W	H	CTN WT	CU FT	① Model	List Price
24" x 24" End Table	24 3/4	24 3/4	17	27	6	HN2424-17	\$780




30" x 30" End Table	28 1/4	28 1/4	17	33	6	HN3030-17	\$907
---------------------	--------	--------	----	----	---	-----------	-------




36" x 36" End Table	36	36	17	46	8	HN3636-17	\$968
---------------------	----	----	----	----	---	-----------	-------




HEDRON

Description	① Model	Specifications				List Price Per Grade	
Single Seat 	HN5321U	Dimensions	D	W	H	COM	\$1,863
		Overall	30	32	30	A	\$1,921
		Seat	21	22 ½	18 ½	B	\$2,037
		Arm			26 ½	COL/C	\$2,237
		Upholstery	Shipping			D	\$2,498
		COM Ydg	6	Ctn Wt	71	E	\$2,756
		COL Sq Ft	120	Cu Ft	30	F	\$3,031
						G	\$3,420
						H	\$3,833
						I	\$4,484
				J	\$5,262		
				L1	\$3,705		
				L2	\$4,172		

Description	① Model	Specifications				List Price Per Grade	
Single Seat with Wood Cap Arm 	HN5321W	Dimensions	D	W	H	COM	\$2,042
		Overall	30	32	30	A	\$2,100
		Seat	21	22 ½	18 ½	B	\$2,218
		Arm			26 ½	COL/C	\$2,417
		Upholstery	Shipping			D	\$2,678
		COM Ydg	6	Ctn Wt	75	E	\$2,937
		COL Sq Ft	120	Cu Ft	30	F	\$3,212
						G	\$3,600
						H	\$4,014
						I	\$4,663
				J	\$5,442		
				L1	\$3,886		
				L2	\$4,353		

To Order, Specify:

- ① Model Number
- ② Wood Species - Maple (M) or 3D Black Laminate (B3L)
- ③ Wood Finish
- ④ Fabric Selection - vendor, pattern and color
- ⑤ Optional Tablet Arm - add \$544 list; indicate left (TBL) or right (TBR)



Tilt and Stow
Tablet Arm Illustration
10"d x 16"w Surface
- ⑥ Optional Coordinating Wood Grain Laminate Surfaces - no upcharge. Finishes with an asterisk have a coordinating laminate available.
- ⑦ Optional Felt Glide Covers - no upcharge

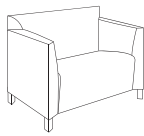
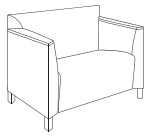
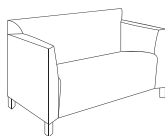
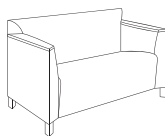
③ Wood Finish/Color Options:

Maple			
ALE	Ale*	FLX	Flax*
AUB	Auburn*	HRV	Harvest*
BRL	Barley*	LGC	Legacy*
BBN	Bourbon*	MCH	Mocha*
BRG	Brighton*	NTO	Night Owl*
BUT	Butterscotch	PRL	Praline*
CIN	Cinnamon*	SAF	Saffron*
CLA	Classic*	SIE	Sienna*
CLL	Collectors*	TOF	Toffee*
EAR	Earthy	TRF	Truffle*
ESP	Espresso	VEN	Venetian*





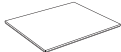




- ④ See a selection of graded in fabric manufacturers and patterns on pages 20-28 Contact Customer Service for additional fabric options.

Specifications


- Frame: Solid Birch plywood
- Standard scale leg is 5 ½" tall.
- Mortise and tenon construction with corner blocks, glue and screws.
- Anodized aluminum extruded leg.
- Seat has synthetic sheet webbing with cross strip webs, 3" polyurethane foam with Dacron® wrap.
- Back has synthetic sheet webbing, 2" polyurethane foam with Dacron® wrap.
- Arms have ¼" polyurethane foam.
- Table tops are 7/8" thick and wood caps are ¾" thick maple veneer.
- **Linking bracket, see page 361.**
- Standard with nylon glides.

Description	Model	Specifications				List Price Per Grade
31" Single Seat 	HN5331U	Dimensions				COM \$2,130
			D	W	H	A \$2,192
		Overall	30	40	30	B \$2,312
		Seat	21	30	18½	COL/C \$2,523
		Arm			26½	D \$2,792
		Upholstery		Shipping		E \$3,062
		COM Ydg	6¼	Ctn Wt	82	F \$3,349
		COL Sq Ft	144	Cu Ft	33	G \$3,753
						H \$4,186
						I \$4,861
31" Single Seat with Wood Cap Arm 	HN5331W	Dimensions				COM \$2,310
			D	W	H	A \$2,370
		Overall	30	40	30	B \$2,492
		Seat	21	30	18½	COL/C \$2,702
		Arm			26½	D \$2,971
		Upholstery		Shipping		E \$3,241
		COM Ydg	6¼	Ctn Wt	87	F \$3,526
		COL Sq Ft	144	Cu Ft	33	G \$3,933
						H \$4,364
						I \$5,040
Double Seat 	HN5332U	Dimensions				COM \$2,344
			D	W	H	A \$2,413
		Overall	30	51	30	B \$2,549
		Seat	21	41	18½	COL/C \$2,782
		Arm			26½	D \$3,085
		Upholstery		Shipping		E \$3,387
		COM Ydg	7	Ctn Wt	93	F \$3,707
		COL Sq Ft	161	Cu Ft	46	G \$4,161
						H \$4,644
						I \$5,403
Double Seat with Wood Cap Arm 	HN5332W	Dimensions				COM \$2,526
			D	W	H	A \$2,594
		Overall	30	51	30	B \$2,728
		Seat	21	41	18½	COL/C \$2,964
		Arm			26½	D \$3,267
		Upholstery		Shipping		E \$3,568
		COM Ydg	7	Ctn Wt	97	F \$3,889
		COL Sq Ft	161	Cu Ft	46	G \$4,341
						H \$4,826
						I \$5,583

HEDRON

Description	D	W	H	CTN WT	CU FT	① Model	List Price
20" Linking End Table 	28 1/4	20	17	21	4	HN53E2GT	\$654
20" Linking Center Table 	28 1/4	20	17	21	4	HN53C2GT	\$472
90° Linking Straight L Table 	28 1/4	28 1/4	17	25	6	HN53CLGST	\$593
90° Linking Radius L Table 	27 1/2	27 1/2	17	17	6	HN53CLGRT	\$472
90° Linking T Table 	28 1/4	28 1/4	17	25	6	HN53CTGT	\$472
90° Linking X Table 	28 1/4	28 1/4	17	25	6	HN53CXGT	\$472
22.5° Linking Table 	28 1/4	19 5/16	17	14	4	HN53C22GT	\$472
30° Linking Table 	28 1/4	23	17	15	4	HN53C30GT	\$472
45° Linking Table 	28 1/4	29 5/8	17	19	6	HN53C45GT	\$472

To Order, Specify:

- ① Model Number
- ② Wood Species - Maple (M) or 3D Black Laminate (B3L)
- ③ Wood Finish
- ④ Fabric Selection - vendor, pattern and color
- ⑤ Optional Tablet Arm - add \$544 list; indicate left (TBL) or right (TBR)
 Tilt and Stow
 Tablet Arm Illustration
 10"d x 16"w Surface
- ⑥ Optional Coordinating Wood Grain Laminate
 Surfaces - no upcharge. Finishes with an asterisk have a coordinating laminate available.
- ⑦ Optional Felt Glide Covers - no upcharge

③ Wood Finish/Color Options:

Maple			
ALE	Ale*	FLX	Flax*
AUB	Auburn*	HRV	Harvest*
BRL	Barley*	LGC	Legacy*
BBN	Bourbon*	MCH	Mocha*
BRG	Brighton*	NTO	Night Owl*
BUT	Butterscotch	PRL	Praline*
CIN	Cinnamon*	SAF	Saffron*
CLA	Classic*	SIE	Sienna*
CLL	Collectors*	TOF	Toffee*
EAR	Earthy	TRF	Truffle*
ESP	Espresso	VEN	Venetian*

- ④ See a selection of graded in fabric manufacturers and patterns on pages 20-28 Contact Customer Service for additional fabric options.

Specifications

- Frame: Solid Birch plywood
- Grand scale leg is 4" tall.
- Mortise and tenon construction with corner blocks, glue and screws.
- Anodized aluminum extruded leg.
- Seat has synthetic sheet webbing with cross strip webs, 3" polyurethane foam with Dacron® wrap.
- Back has synthetic sheet webbing, 2" polyurethane foam with Dacron® wrap.
- Arms have 1/4" polyurethane foam.
- Table tops are 7/8" thick and wood caps are 3/4" thick maple veneer.
- Linking bracket, see page 361.
- Standard with nylon glides.

HEDRON

GRAND LINKING TABLES, LEG MOUNTED



Description	D	W	H	CTN WT	CU FT	① Model	List Price
20" Linking End Table	28 ¼	20	17	27	4	HN53E2GL	\$802



20" Linking Center Table	28 ¼	20	17	27	4	HN53C2GL	\$802
--------------------------	------	----	----	----	---	----------	-------



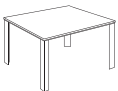
90° Linking Straight L Table	28 ¼	28 ¼	17	29	6	HN53CLGSL	\$802
------------------------------	------	------	----	----	---	-----------	-------



90° Linking T Table	28 ¼	28 ¼	17	29	6	HN53CTGL	\$802
---------------------	------	------	----	----	---	----------	-------



90° Linking X Table	28 ¼	28 ¼	17	29	6	HN53CXGL	\$802
---------------------	------	------	----	----	---	----------	-------



HEDRON

Description	D	W	H	CTN WT	CU FT	① Model	List Price
22.5° Linking Table	28 ¼	19 ⅝	17	20	4	HN53C22GL	\$802



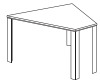
· overall width range is 9 - 19 ⅝

30° Linking Table	28 ¼	23	17	21	4	HN53C30GL	\$802
-------------------	------	----	----	----	---	-----------	-------



· overall width range is 9 - 23

45° Linking Table	28 ¼	29 ⅝	17	25	6	HN53C45GL	\$802
-------------------	------	------	----	----	---	-----------	-------



· overall width range is 9 - 29 ⅝

Linking Bracket						HN53BRKT	\$109
-----------------	--	--	--	--	--	----------	-------



· set of 2 for single linking of Chair to Table or Chair to Chair application



Linking Bracket Application



Chair to Table Linked



Chair to Chair Linked

To Order, Specify:

- ① Model Number
- ② Wood Species - Maple (M)
- ③ Wood Finish
- ④ Optional Coordinating Wood Grain Laminate
Surfaces - no upcharge. Finishes with an asterisk have a coordinating laminate available.
- ⑤ Optional Felt Glide Covers - no upcharge

③ Wood Finish/Color Options:

Maple	
ALE Ale*	FLX Flax*
AUB Auburn*	HRV Harvest*
BRL Barley*	LGC Legacy*
BBN Bourbon*	MCH Mocha*
BRG Brighton*	NTO Night Owl*
BUT Butterscotch	PRL Praline*
CIN Cinnamon*	SAF Saffron*
CLA Classic*	SIE Sienna*
CLL Collectors*	TOF Toffee*
EAR Earthy	TRF Truffle*
ESP Espresso	VEN Venetian*

Specifications

- Table tops - Maple veneer.
- Table tops are 7/8" thick.
- Anodized aluminum extruded leg.
- **Linking bracket, see above.**
- Standard with nylon glides.

- ④ See a selection of graded in fabric manufacturers and patterns on pages 20-28 Contact Customer Service for additional fabric options.