

Hoopz Order Check List:



Specify:

☐ 1. Model Number

☐ 2. Seat and Back Plastic Color

☐ 3. Fabric Selections - vendor, pattern and color

☐ 4. Metal Frame Color

    A. Tier 1 - no upcharge

    B. Tier 2 - add \$162 list

    C. Tier 3 - add \$184 list

Example:

HZ143PA	DGM	CHR
(model #)	(seat & back color)	(metal frame color)

1. Model Number

All COM orders will ship at standard lead time from receipt of COM except for orders requiring special custom matched finishes.

2. Seat and Back Plastic Color Options:

(seat and back will be the same color)

- BBM Balanced Beige
- DGM Dancing Green
- EWM Extra White
- HSM Heartstone Gray
- SRM Stop Red
- TBM Tricorn Black

3. Fabric Selection - Please supply the following:

Fabric vendor/Pattern name/Pattern color

[For a complete list of JSI Standard and Graded-In Textiles click here](#)

When specifying contrasting upholstery, indicate clearly which upholstery is to be applied to the seat and back. Use higher grade pricing.

- Indicate direction of fabric - Railroaded or Up the Roll
- Please provide illustration, if available

All COM orders must include the following:

- Vendor's name, pattern name and color
- Sample of the fabric attached to order
- Model numbers of items for fabric application
- Special application instructions (e.g., all stripes will be applied front to back unless specified otherwise)
- Customer and purchase order number

Ship prepaid COM material to:

JSI

Attn: COM Dept

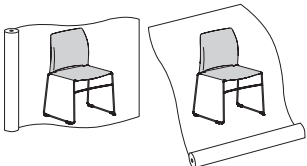
201 East Martin Street

Receiving B, Dock 71

Orleans, IN 47452

Application of fabric:

Railroaded      Up the Roll



4. Metal Frame Color

Tier 1:

- |     |             |     |        |
|-----|-------------|-----|--------|
| MBK | Matte Black | CHR | Chrome |
|-----|-------------|-----|--------|

Tier 2: add \$162 list

- |     |               |     |             |
|-----|---------------|-----|-------------|
| ABZ | Aged Bronze   | PEW | Pewter      |
| ASL | Arctic Silver | SBZ | Soft Bronze |
| BWH | Bright White  | SNK | Soft Nickel |
| GLD | Gold          |     |             |

Tier 3: add \$184 list


- |     |                          |     |                            |
|-----|--------------------------|-----|----------------------------|
| BRD | Beige Red (RAL3012)      | SAL | Salmon Orange (RAL2012)    |
| CAR | Carmin Red (RAL3002)     | SPB | Sapphire Blue (RAL4007)    |
| COP | Copper Brown (RAL8004)   | SGR | Signal Green (RAL6032)     |
| HYL | Honey Yellow (RAL1005)   | SIG | Signal Orange (RAL2010)    |
| LGR | Leaf Green (RAL6002)     | SGY | Silk Grey (RAL7044)        |
| MHB | Mahogany Brown (RAL8016) | SKY | Sky Blue (RAL5015)         |
| MTQ | Mint Turquoise (RAL6033) | TBL | Traffic Blue (RAL5017)     |
| OGR | Olive Green (RAL6003)    | TRD | Traffic Red (RAL3020)      |
| PPV | Purple Violet (RAL4007)  | TQP | Turquoise Pastel (RAL6034) |
| QZG | Quartz Grey (RAL7039)    | ZYL | Zinc Yellow (RAL1018)      |

Matte Black, Pewter or Aged Bronze metal frame dictates black glide sleeve.

All other metal frame finishes dictate clear glide sleeve.



Description	① Model	Specifications	List Price Per Grade				
Guest Chair, Plastic Back with Holes - Upholstered Seat	<div><b>HZ143HC</b></div> <div><ul style="list-style-type: none"><li>· upholstered seat</li><li>· plastic, holes back</li><li>· metal frame</li><li>· load capacity meets or exceeds BIFMA requirements</li><li>· integrated passive linking glide</li><li>· stacks 10 high on the floor or 10 on the cart</li></ul></div>	<b>Dimensions</b>		<b>COM</b>	<b>\$614</b>		
		Overall	22	21 ¾	33	<b>A</b>	<b>\$625</b>
		Seat	16 ¾	17 ½	18	<b>B</b>	<b>\$648</b>
		<b>Upholstery</b>		<b>Shipping</b>		<b>COL/C</b>	<b>\$686</b>
		COM Ydg	¾	Ctn Wt	13	<b>D</b>	<b>\$735</b>
		COL Sq Ft	15	Cu Ft	12	<b>E</b>	<b>\$785</b>
						<b>F</b>	<b>\$864</b>
						<b>G</b>	<b>\$943</b>
						<b>H</b>	<b>\$1,034</b>
						<b>I</b>	<b>\$1,172</b>
				<b>J</b>	<b>\$1,336</b>		
				<b>L1</b>	<b>\$964</b>		
				<b>L2</b>	<b>\$1,060</b>		


Guest Chair, Fully Upholstered



**HZ143D**

- upholstered seat
- fully upholstered back
- metal frame
- load capacity meets or exceeds BIFMA requirements
- integrated passive linking glide
- stacks 6 high on the floor or 10 on the cart

Dimensions	D	W	H
Overall	22	21 ¾	33
Seat	16 ¾	17 ½	18
Upholstery		Shipping	
COM Ydg	1 ¼	Ctn Wt	15
COL Sq Ft	23	Cu Ft	12


COM \$736
A \$756
B \$792
COL/C \$856
D \$939
E \$1,023
F \$1,152
G \$1,290
H \$1,434
I \$1,665
J \$1,941
L1 \$1,316
L2 \$1,481

<div>39¾" Counter Height Stool, Plastic Perforated Back - Plastic Seat</div> <div></div>	<div>HZ144PA</div> <ul style="list-style-type: none"><li>• plastic seat</li><li>• plastic, perforated back</li><li>• metal frame</li><li>• load capacity meets or exceeds BIFMA requirements</li><li>• integrated passive linking glide</li></ul>	Dimensions			\$794	
		D	W	H		
		Overall	23	21 ¾		39 ¾
		Seat	16 ¾	17 ½		24 ¾
		Upholstery		Shipping		
			Ctn Wt	19		
		Cu Ft	14			

<div>39¾" Counter Height Stool, Plastic Back with Holes - Plastic Seat</div> <div></div>	<div><b>HZ144HA</b></div> <ul style="list-style-type: none"><li>• plastic seat</li><li>• plastic, holes back</li><li>• metal frame</li><li>• load capacity meets or exceeds BIFMA requirements</li><li>• integrated passive linking glide</li></ul>	<div>Dimensions</div> <div>D</div> <div>W</div> <div>H</div>			<div>\$794</div>
		Overall			
		23			
		21 ¾			
		39 ¾			
		Seat			
16 ¾					
17 ½					
24 ¾					
<div>Upholstery</div>		<div>Shipping</div>			
		Ctn Wt	19		
		Cu Ft	14		





Description	1 Model	Specifications				List Price Per Grade	
43" h Bar Stool, Plastic Back with Holes - Upholstered Seat 	<b>HZ148HC</b> <ul style="list-style-type: none"><li>• upholstered seat</li><li>• plastic, holes back</li><li>• metal frame</li><li>• load capacity meets or exceeds BIFMA requirements</li><li>• integrated passive linking glide</li></ul>	<b>Dimensions</b>	<b>D</b>	<b>W</b>	<b>H</b>	<b>COM</b>	<b>\$1,037</b>
		Overall	23	21 ¾	43	<b>A</b>	<b>\$1,049</b>
		Seat	16 ¾	17 ½	28	<b>B</b>	<b>\$1,070</b>
		<b>Upholstery</b>	<b>Shipping</b>			<b>COL/C</b>	<b>\$1,109</b>
		COM Ydg	¾	Ctn Wt	25	<b>D</b>	<b>\$1,159</b>
		COL Sq Ft	15	Cu Ft	15	<b>E</b>	<b>\$1,208</b>
						<b>F</b>	<b>\$1,283</b>
						<b>G</b>	<b>\$1,368</b>
						<b>H</b>	<b>\$1,456</b>
						<b>I</b>	<b>\$1,592</b>
				<b>J</b>	<b>\$1,758</b>		
				<b>L1</b>	<b>\$1,383</b>		
				<b>L2</b>	<b>\$1,483</b>		



43" h Bar Stool, Fully Upholstered

HZ148D

- upholstered seat
- fully upholstered back
- metal frame
- load capacity meets or exceeds BIFMA requirements
- integrated passive linking glide

Dimensions	D	W	H
Overall	23	21 ¾	43
Seat	16 ¾	17 ½	28
Upholstery	Shipping		
COM Ydg	1 ¼	Ctn Wt	27
COL Sq Ft	23	Cu Ft	15

COM \$1,137

A \$1,158

B \$1,191

COL/C \$1,257

D \$1,339

E \$1,423

F \$1,553

G \$1,691

H \$1,834

I \$2,065

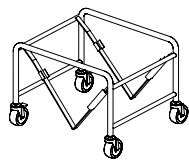
J \$2,341

L1 \$1,716

L2 \$1,881



Description	1 Model	Specifications	List Price Per Grade																				
Transportation Cart	<b>HZ140</b> <ul style="list-style-type: none"> <li>welded steal frame</li> <li>welded steel frame</li> <li>two locking casters</li> <li>only available in black</li> <li>plastic seat - stack 45 high on the cart</li> <li>upholstered seat - stack 10 high on the cart</li> <li>fully upholstered chair - stack 10 high on the cart</li> </ul>	<table> <tr> <th>Dimensions</th><th>D</th><th>W</th><th>H</th></tr> <tr> <td></td><td>30</td><td>26</td><td>19</td></tr> <tr> <th colspan="2"></th><th>Shipping</th><th></th></tr> <tr> <td></td><td></td><td>Ctn Wt</td><td>40</td></tr> <tr> <td></td><td></td><td>Cu Ft</td><td>9</td></tr> </table>	Dimensions	D	W	H		30	26	19			Shipping				Ctn Wt	40			Cu Ft	9	\$1,589
Dimensions	D	W	H																				
	30	26	19																				
		Shipping																					
		Ctn Wt	40																				
		Cu Ft	9																				



#### To Order, Specify:

- 1 Model Number
- 2 Seat and Back Plastic Color [See Seat and Back Plastic Color Options](#)
- 3 Fabric Selection - vendor, pattern and color  
Visit [www.jsifurniture.com/finishes-and-materials/textiles](http://www.jsifurniture.com/finishes-and-materials/textiles) for our textiles program.  
See selection of standard and graded in manufacturers and patterns.
- 4 Metal Frame Color [See Metal Frame Tier/Color Options](#)

#### Specifications

- Metal frame.
- Load capacity meets or exceeds BIFMA requirements.
- Integrated passive linking glide.