

Laurel Order Check List:



Specify:

- 1. Model Number
- 2. Wood Species - Beech (B) (chairs) or Maple (M) (tables)
- 3. Wood Finish
- 4. Fabric Selection - vendor, pattern and color
- 5. Optional Anti-Microbial Arm Cap - add \$73 list per arm cap
- 6. Optional Rubber Cushion Nylon Glides - no upcharge; chairs only
- 7. Optional Coordinating Wood Grain Laminate Table Tops - no upcharge; tables only

Example:

LA1281 | B | AUB | MOMENTUM | VOX | MYSTIC
 (model #) | (wood species) | (finish) | (fabric vendor) | (pattern name) | (pattern color)

1. Model Number

2. Wood Species - Beech (B) (chairs) and Maple (M) (tables)

3. Wood Finish Options:

CAG Aged Ash Coordinate	CGR Graphite Coordinate
ALE Ale Medium	HRV Harvest*
AUB Auburn	CHL High Line Coordinate
BRL Barley	CKC Khaki Coordinate
CBE Blonde Echo Coordinate	LGC Legacy
BBM Bourbon Medium	MCH Mocha
CBZ Brazilwood Coordinate	NTO Night Owl*
BRM Brighton Medium	COA Oatmeal Cookie Coordinate
BUT Butterscotch	CPI Pinnacle Walnut Coordinate
CIN Cinnamon	PRL Praline*
CLA Classic	SAF Saffron
CCF Coffee Coordinate	SIE Sienna*
CLL Collectors*	CST Studio Teak Coordinate
CCR Cremello Coordinate	TOF Toffee
EAR Earthy	TRF Truffle*
ESP Espresso	VEN Venetian
FLX Flax	CVI Vintage Coordinate
CFL Florence Walnut Coordinate	CWH Walnut Heights Coordinate
CFO Fossil Coordinate	CWE Weathered Ash Coordinate

4. Fabric Selection - Please supply the following:

- Fabric vendor
- Pattern name
- Pattern color

[For a complete list of JSI Graded-In Fabric click here](#)

When specifying contrasting upholstery, indicate clearly which upholstery is to be applied to the seat, back and arms. Use higher grade pricing.

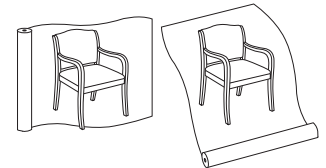
- Indicate direction of fabric - Railroaded or Up the Roll
- Please provide illustration, if available

All COM orders must include the following:

- Fabric vendor's name, pattern name and color
- Sample of the fabric attached to order
- Model numbers of items for fabric application
- Special application instructions (e.g., all stripes will be applied front to back unless specified otherwise)
- Customer and purchase order number

Ship prepaid COM material to:
 JSI
 Attn: COM Dept
 201 East Martin Street
 Receiving B, Dock 71
 Orleans, IN 47452

Application of fabric:
 Railroaded Up the Roll




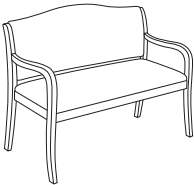


All COM orders will ship at standard lead time from receipt of COM except for orders requiring special custom matched finishes.

5. Optional Anti-Microbial Arm Cap - add \$73 list per arm cap. Available on any Laurel model.




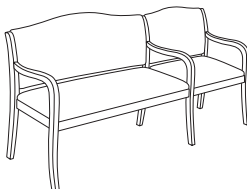
6. Optional Rubber Cushion Nylon Glides - no upcharge; chairs only

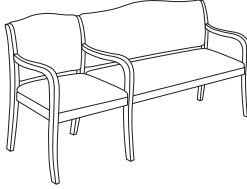
***7. Optional Coordinating Wood Grain Laminate Table Top - no upcharge; tables only. Finishes with an asterisk (*) have a coordinating laminate available.**

Description	Model	Specifications	List Price Per Grade																												
30" Bariatric 	LA1281B · meets BIFMA x5.11 large occupant standard (253-400 lb individual) · optional anti-microbial arm cap - add \$146 list	<table border="1"> <thead> <tr> <th>Dimensions</th> <th>D</th> <th>W</th> <th>H</th> </tr> </thead> <tbody> <tr> <td>Overall</td> <td>26</td> <td>32½</td> <td>34½</td> </tr> <tr> <td>Seat</td> <td>18¼</td> <td>30</td> <td>18</td> </tr> <tr> <td>Arm</td> <td></td> <td></td> <td>27½</td> </tr> <tr> <th colspan="2">Upholstery</th> <th colspan="2">Shipping</th> </tr> <tr> <td>COM Ydg</td> <td>2¼</td> <td>Ctn Wt</td> <td>43</td> </tr> <tr> <td>COL Sq Ft</td> <td>41</td> <td>Cu Ft</td> <td>23</td> </tr> </tbody> </table>	Dimensions	D	W	H	Overall	26	32½	34½	Seat	18¼	30	18	Arm			27½	Upholstery		Shipping		COM Ydg	2¼	Ctn Wt	43	COL Sq Ft	41	Cu Ft	23	COM \$1,684 A \$1,707 B \$1,753 COL/C \$1,834 D \$1,934 E \$2,037 F \$2,145 G \$2,299 H \$2,461 I \$2,718 J \$3,023 L1 \$2,329 L2 \$2,492
		Dimensions	D	W	H																										
Overall	26	32½	34½																												
Seat	18¼	30	18																												
Arm			27½																												
Upholstery		Shipping																													
COM Ydg	2¼	Ctn Wt	43																												
COL Sq Ft	41	Cu Ft	23																												
42" Bariatric 	LA1282B · meets BIFMA x5.11 large occupant standard (253-400 lb individual) · optional anti-microbial arm cap - add \$146 list	<table border="1"> <thead> <tr> <th>Dimensions</th> <th>D</th> <th>W</th> <th>H</th> </tr> </thead> <tbody> <tr> <td>Overall</td> <td>26</td> <td>43½</td> <td>34½</td> </tr> <tr> <td>Seat</td> <td>18¼</td> <td>41</td> <td>18</td> </tr> <tr> <td>Arm</td> <td></td> <td></td> <td>27½</td> </tr> <tr> <th colspan="2">Upholstery</th> <th colspan="2">Shipping</th> </tr> <tr> <td>COM Ydg</td> <td>2¼</td> <td>Ctn Wt</td> <td>51</td> </tr> <tr> <td>COL Sq Ft</td> <td>45</td> <td>Cu Ft</td> <td>30</td> </tr> </tbody> </table>	Dimensions	D	W	H	Overall	26	43½	34½	Seat	18¼	41	18	Arm			27½	Upholstery		Shipping		COM Ydg	2¼	Ctn Wt	51	COL Sq Ft	45	Cu Ft	30	COM \$1,839 A \$1,862 B \$1,907 COL/C \$1,987 D \$2,087 E \$2,190 F \$2,300 G \$2,452 H \$2,615 I \$2,871 J \$3,178 L1 \$2,564 L2 \$2,747
		Dimensions	D	W	H																										
Overall	26	43½	34½																												
Seat	18¼	41	18																												
Arm			27½																												
Upholstery		Shipping																													
COM Ydg	2¼	Ctn Wt	51																												
COL Sq Ft	45	Cu Ft	30																												
Guest Chair 	LA1281 · optional anti-microbial arm cap - add \$146 list	<table border="1"> <thead> <tr> <th>Dimensions</th> <th>D</th> <th>W</th> <th>H</th> </tr> </thead> <tbody> <tr> <td>Overall</td> <td>26</td> <td>22½</td> <td>34½</td> </tr> <tr> <td>Seat</td> <td>18¼</td> <td>20</td> <td>18</td> </tr> <tr> <td>Arm</td> <td></td> <td></td> <td>27½</td> </tr> <tr> <th colspan="2">Upholstery</th> <th colspan="2">Shipping</th> </tr> <tr> <td>COM Ydg</td> <td>1½</td> <td>Ctn Wt</td> <td>22</td> </tr> <tr> <td>COL Sq Ft</td> <td>27</td> <td>Cu Ft</td> <td>15</td> </tr> </tbody> </table>	Dimensions	D	W	H	Overall	26	22½	34½	Seat	18¼	20	18	Arm			27½	Upholstery		Shipping		COM Ydg	1½	Ctn Wt	22	COL Sq Ft	27	Cu Ft	15	COM \$863 A \$878 B \$910 COL/C \$961 D \$1,029 E \$1,098 F \$1,170 G \$1,272 H \$1,380 I \$1,552 J \$1,755 L1 \$1,292 L2 \$1,402
		Dimensions	D	W	H																										
Overall	26	22½	34½																												
Seat	18¼	20	18																												
Arm			27½																												
Upholstery		Shipping																													
COM Ydg	1½	Ctn Wt	22																												
COL Sq Ft	27	Cu Ft	15																												
Loveseat 	LA1282 · optional anti-microbial arm cap - add \$146 list	<table border="1"> <thead> <tr> <th>Dimensions</th> <th>D</th> <th>W</th> <th>H</th> </tr> </thead> <tbody> <tr> <td>Overall</td> <td>26</td> <td>43½</td> <td>34½</td> </tr> <tr> <td>Seat</td> <td>18¼</td> <td>41</td> <td>18</td> </tr> <tr> <td>Arm</td> <td></td> <td></td> <td>27½</td> </tr> <tr> <th colspan="2">Upholstery</th> <th colspan="2">Shipping</th> </tr> <tr> <td>COM Ydg</td> <td>2¼</td> <td>Ctn Wt</td> <td>46</td> </tr> <tr> <td>COL Sq Ft</td> <td>45</td> <td>Cu Ft</td> <td>30</td> </tr> </tbody> </table>	Dimensions	D	W	H	Overall	26	43½	34½	Seat	18¼	41	18	Arm			27½	Upholstery		Shipping		COM Ydg	2¼	Ctn Wt	46	COL Sq Ft	45	Cu Ft	30	COM \$1,494 A \$1,518 B \$1,561 COL/C \$1,642 D \$1,742 E \$1,845 F \$1,953 G \$2,107 H \$2,270 I \$2,526 J \$2,831 L1 \$2,218 L2 \$2,403
		Dimensions	D	W	H																										
Overall	26	43½	34½																												
Seat	18¼	41	18																												
Arm			27½																												
Upholstery		Shipping																													
COM Ydg	2¼	Ctn Wt	46																												
COL Sq Ft	45	Cu Ft	30																												

LAUREL

Description	1 Model	Specifications				List Price Per Grade	
Guest Chair 	LA1301 · optional anti-microbial arm cap - add \$146 list · full back · no exposed wood rails	Dimensions		D	W	H	COM \$866
		Overall	26	22½	34½	A \$885	
		Seat	18¼	20	18	B \$919	
		Arm	27½			COL/C \$982	
		Upholstery		Shipping		D \$1,061	
		COM Ydg	1¾	Ctn Wt	22	E \$1,141	
		COL Sq Ft	32	Cu Ft	15	F \$1,225	
						G \$1,342	
						H \$1,470	
						I \$1,670	
						J \$1,908	
						L1 \$1,368	
						L2 \$1,495	

Description	1 Model	Specifications				List Price Per Grade	
Loveseat/Chair Unit 	LA1283 · sequence facing unit · optional anti-microbial arm cap - add \$219 list	Dimensions		D	W	H	COM \$2,181
		Overall	26	64½	34½	A \$2,219	
		Seat	18¼	41/20	18	B \$2,295	
		Arm	27½			COL/C \$2,427	
		Upholstery		Shipping		D \$2,598	
		COM Ydg	3¾	Ctn Wt	64	E \$2,768	
		COL Sq Ft	75	Cu Ft	44	F \$2,948	
						G \$3,203	
						H \$3,475	
						I \$3,901	
						J \$4,410	
						L1 \$3,390	
						L2 \$3,696	

Description	1 Model	Specifications				List Price Per Grade	
Chair Unit/Loveseat 	LA1284 · sequence facing unit · optional anti-microbial arm cap - add \$219 list	Dimensions		D	W	H	COM \$2,181
		Overall	26	64½	34½	A \$2,219	
		Seat	18¼	20/41	18	B \$2,295	
		Arm	27½			COL/C \$2,427	
		Upholstery		Shipping		D \$2,598	
		COM Ydg	3¾	Ctn Wt	64	E \$2,768	
		COL Sq Ft	75	Cu Ft	44	F \$2,948	
						G \$3,203	
						H \$3,475	
						I \$3,901	
						J \$4,410	
						L1 \$3,390	
						L2 \$3,696	

To Order, Specify:

- 1 Model Number
- 2 Wood Species - Beech (B) (chairs)
- 3 Wood Finish
- 4 Fabric Selection - vendor, pattern and color
- 5 Optional Anti-Microbial Arm Cap - add \$73 list per arm cap
- 6 Optional Rubber Cushion Nylon Glides - no upcharge; chairs only

3 Wood Finish/Color Options:

- | | | | |
|-------|----------------------------|-----|----------------------------|
| Maple | | | |
| CAG | Aged Ash Coordinate | CGR | Graphite Coordinate |
| ALM | Ale Medium | HRV | Harvest* |
| AUB | Auburn | CHL | High Line Coordinate |
| BRL | Barley | CKC | Khaki Coordinate |
| CBE | Blonde Echo Coordinate | LGC | Legacy |
| BBM | Bourbon Medium | MCH | Mocha |
| CBZ | Brazilwood Coordinate | NTO | Night Owl* |
| BRM | Brighton Medium | COA | Oatmeal Cook Coordinate |
| BUT | Butterscotch | CPI | Pinnacle Walnut Coordinate |
| CIN | Cinnamon | PRL | Praline |
| CLA | Classic | SAF | Saffron |
| CCF | Coffee Coordinate | SIE | Sienna* |
| CLL | Collectors* | CST | Studio Teak Coordinate |
| CCR | Cremello Coordinate | TOF | Toffee |
| EAR | Earthy | TRF | Truffle* |
| ESP | Espresso | VEN | Venetian |
| FLX | Flax | CVI | Vintage Coordinate |
| CFL | Florence Walnut Coordinate | CWH | Walnut Heights Coordinate |
| CFO | Fossil Coordinate | CWE | Weathered Ash Coordinate |

- 4 See a selection of graded in fabric manufacturers and patterns on pages 20-28 Contact Customer Service for additional fabric options.

Specifications

- Wood species - Beech (chairs).
- Seat has synthetic sheet webbing and 2" high density polyurethane foam.
- Back has polypropylene webbing and 1½" polyurethane foam.
- Mortise and tenon construction with corner blocks, glue and screws.
- Solid one piece steam bent arms with front leg assembly.
- Standard with rubber cushion metal glides.

When ordering Quickship products, place a "Q" in front of model number.
 Example: QLA1301



Description

1 Model

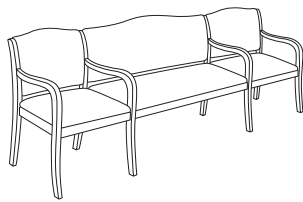
Specifications

List Price Per Grade

Chair/Loveseat/Chair Unit

LA1285

- optional anti-microbial arm cap - add \$292 list



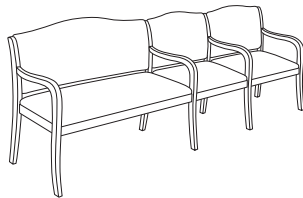
Dimensions	D	W	H
Overall	26	85 3/4	34 1/2
Seat	18 1/4	20/41/20	18
Arm			27 1/2
Upholstery		Shipping	
COM Ydg	5 1/4	Ctn Wt	82
COL Sq Ft	105	Cu Ft	58

COM	\$2,864
A	\$2,918
B	\$3,024
COL/C	\$3,209
D	\$3,450
E	\$3,687
F	\$3,938
G	\$4,294
H	\$4,676
I	\$5,274
J	\$5,988
L1	\$4,556
L2	\$4,986

Loveseat/Chair/Chair Unit

LA1286

- sequence facing unit
- optional anti-microbial arm cap - add \$292 list



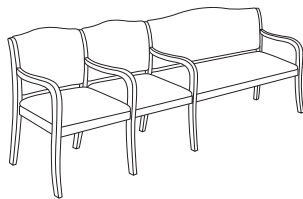
Dimensions	D	W	H
Overall	26	85 3/4	34 1/2
Seat	18 1/4	41/20/20	18
Arm			27 1/2
Upholstery		Shipping	
COM Ydg	5 1/4	Ctn Wt	82
COL Sq Ft	105	Cu Ft	58

COM	\$2,864
A	\$2,918
B	\$3,024
COL/C	\$3,209
D	\$3,450
E	\$3,687
F	\$3,938
G	\$4,294
H	\$4,676
I	\$5,274
J	\$5,988
L1	\$4,556
L2	\$4,986

Chair/Chair/Loveseat Unit

LA1287

- sequence facing unit
- optional anti-microbial arm cap - add \$292 list



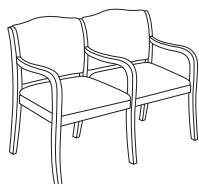
Dimensions	D	W	H
Overall	26	85 3/4	34 1/2
Seat	18 1/4	20/20/41	18
Arm			27 1/2
Upholstery		Shipping	
COM Ydg	5 1/4	Ctn Wt	82
COL Sq Ft	105	Cu Ft	58

COM	\$2,864
A	\$2,918
B	\$3,024
COL/C	\$3,209
D	\$3,450
E	\$3,687
F	\$3,938
G	\$4,294
H	\$4,676
I	\$5,274
J	\$5,988
L1	\$4,556
L2	\$4,986

Two Seat Unit

LA1292

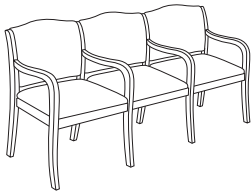
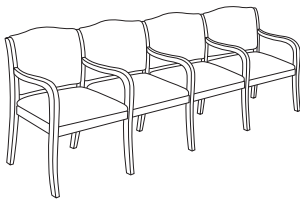
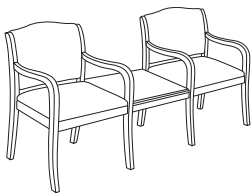
- optional anti-microbial arm cap - add \$219 list



Dimensions	D	W	H
Overall	26	43 1/2	34 1/2
Seat	18 1/4	20	18
Arm			27 1/2
Upholstery		Shipping	
COM Ydg	3	Ctn Wt	42
COL Sq Ft	54	Cu Ft	30

COM	\$1,550
A	\$1,580
B	\$1,642
COL/C	\$1,749
D	\$1,884
E	\$2,020
F	\$2,163
G	\$2,368
H	\$2,585
I	\$2,926
J	\$3,335
L1	\$2,408
L2	\$2,627

LAUREL

Description	1 Model	Specifications	List Price Per Grade																																										
Three Seat Unit 	LA1293 · optional anti-microbial arm cap - add \$292 list	<table border="1"> <thead> <tr> <th>Dimensions</th> <th>D</th> <th>W</th> <th>H</th> </tr> </thead> <tbody> <tr> <td>Overall</td> <td>26</td> <td>64 7/8</td> <td>34 1/2</td> </tr> <tr> <td>Seat</td> <td>18 1/4</td> <td>20</td> <td>18</td> </tr> <tr> <td>Arm</td> <td></td> <td></td> <td>27 1/2</td> </tr> </tbody> </table>	Dimensions	D	W	H	Overall	26	64 7/8	34 1/2	Seat	18 1/4	20	18	Arm			27 1/2	<table border="1"> <tbody> <tr> <td>COM</td> <td>\$2,235</td> </tr> <tr> <td>A</td> <td>\$2,281</td> </tr> <tr> <td>B</td> <td>\$2,372</td> </tr> <tr> <td>COL/C</td> <td>\$2,532</td> </tr> <tr> <td>D</td> <td>\$2,736</td> </tr> <tr> <td>E</td> <td>\$2,940</td> </tr> <tr> <td>F</td> <td>\$3,156</td> </tr> <tr> <td>G</td> <td>\$3,462</td> </tr> <tr> <td>H</td> <td>\$3,789</td> </tr> <tr> <td>I</td> <td>\$4,301</td> </tr> <tr> <td>J</td> <td>\$4,912</td> </tr> <tr> <td>L1</td> <td>\$3,523</td> </tr> <tr> <td>L2</td> <td>\$3,850</td> </tr> </tbody> </table>	COM	\$2,235	A	\$2,281	B	\$2,372	COL/C	\$2,532	D	\$2,736	E	\$2,940	F	\$3,156	G	\$3,462	H	\$3,789	I	\$4,301	J	\$4,912	L1	\$3,523	L2	\$3,850
		Dimensions	D	W	H																																								
Overall	26	64 7/8	34 1/2																																										
Seat	18 1/4	20	18																																										
Arm			27 1/2																																										
COM	\$2,235																																												
A	\$2,281																																												
B	\$2,372																																												
COL/C	\$2,532																																												
D	\$2,736																																												
E	\$2,940																																												
F	\$3,156																																												
G	\$3,462																																												
H	\$3,789																																												
I	\$4,301																																												
J	\$4,912																																												
L1	\$3,523																																												
L2	\$3,850																																												
<table border="1"> <thead> <tr> <th>Upholstery</th> <th colspan="2">Shipping</th> </tr> </thead> <tbody> <tr> <td>COM Ydg</td> <td>4 1/2</td> <td>Ctn Wt 60</td> </tr> <tr> <td>COL Sq Ft</td> <td>81</td> <td>Cu Ft 44</td> </tr> </tbody> </table>		Upholstery	Shipping		COM Ydg	4 1/2	Ctn Wt 60	COL Sq Ft	81	Cu Ft 44																																			
Upholstery	Shipping																																												
COM Ydg	4 1/2	Ctn Wt 60																																											
COL Sq Ft	81	Cu Ft 44																																											
Four Seat Unit 	LA1294 · optional anti-microbial arm cap - add \$365 list	<table border="1"> <thead> <tr> <th>Dimensions</th> <th>D</th> <th>W</th> <th>H</th> </tr> </thead> <tbody> <tr> <td>Overall</td> <td>26</td> <td>86 1/8</td> <td>34 1/2</td> </tr> <tr> <td>Seat</td> <td>18 1/4</td> <td>20</td> <td>18</td> </tr> <tr> <td>Arm</td> <td></td> <td></td> <td>27 1/2</td> </tr> </tbody> </table>	Dimensions	D	W	H	Overall	26	86 1/8	34 1/2	Seat	18 1/4	20	18	Arm			27 1/2	<table border="1"> <tbody> <tr> <td>COM</td> <td>\$2,919</td> </tr> <tr> <td>A</td> <td>\$2,980</td> </tr> <tr> <td>B</td> <td>\$3,103</td> </tr> <tr> <td>COL/C</td> <td>\$3,312</td> </tr> <tr> <td>D</td> <td>\$3,586</td> </tr> <tr> <td>E</td> <td>\$3,858</td> </tr> <tr> <td>F</td> <td>\$4,146</td> </tr> <tr> <td>G</td> <td>\$4,554</td> </tr> <tr> <td>H</td> <td>\$4,989</td> </tr> <tr> <td>I</td> <td>\$5,673</td> </tr> <tr> <td>J</td> <td>\$6,488</td> </tr> <tr> <td>L1</td> <td>\$4,635</td> </tr> <tr> <td>L2</td> <td>\$5,071</td> </tr> </tbody> </table>	COM	\$2,919	A	\$2,980	B	\$3,103	COL/C	\$3,312	D	\$3,586	E	\$3,858	F	\$4,146	G	\$4,554	H	\$4,989	I	\$5,673	J	\$6,488	L1	\$4,635	L2	\$5,071
		Dimensions	D	W	H																																								
Overall	26	86 1/8	34 1/2																																										
Seat	18 1/4	20	18																																										
Arm			27 1/2																																										
COM	\$2,919																																												
A	\$2,980																																												
B	\$3,103																																												
COL/C	\$3,312																																												
D	\$3,586																																												
E	\$3,858																																												
F	\$4,146																																												
G	\$4,554																																												
H	\$4,989																																												
I	\$5,673																																												
J	\$6,488																																												
L1	\$4,635																																												
L2	\$5,071																																												
<table border="1"> <thead> <tr> <th>Upholstery</th> <th colspan="2">Shipping</th> </tr> </thead> <tbody> <tr> <td>COM Ydg</td> <td>6</td> <td>Ctn Wt 78</td> </tr> <tr> <td>COL Sq Ft</td> <td>108</td> <td>Cu Ft 58</td> </tr> </tbody> </table>		Upholstery	Shipping		COM Ydg	6	Ctn Wt 78	COL Sq Ft	108	Cu Ft 58																																			
Upholstery	Shipping																																												
COM Ydg	6	Ctn Wt 78																																											
COL Sq Ft	108	Cu Ft 58																																											
Chair/Table/Chair Unit 	LA1295 · optional anti-microbial arm cap - add \$292 list · table - optional coordinating wood grain laminate - no upcharge	<table border="1"> <thead> <tr> <th>Dimensions</th> <th>D</th> <th>W</th> <th>H</th> </tr> </thead> <tbody> <tr> <td>Overall</td> <td>26</td> <td>64 1/2</td> <td>34 1/2</td> </tr> <tr> <td>Seat</td> <td>18 1/4</td> <td>20</td> <td>18</td> </tr> <tr> <td>Arm</td> <td></td> <td></td> <td>27 1/2</td> </tr> </tbody> </table>	Dimensions	D	W	H	Overall	26	64 1/2	34 1/2	Seat	18 1/4	20	18	Arm			27 1/2	<table border="1"> <tbody> <tr> <td>COM</td> <td>\$2,086</td> </tr> <tr> <td>A</td> <td>\$2,116</td> </tr> <tr> <td>B</td> <td>\$2,178</td> </tr> <tr> <td>COL/C</td> <td>\$2,283</td> </tr> <tr> <td>D</td> <td>\$2,422</td> </tr> <tr> <td>E</td> <td>\$2,555</td> </tr> <tr> <td>F</td> <td>\$2,699</td> </tr> <tr> <td>G</td> <td>\$2,904</td> </tr> <tr> <td>H</td> <td>\$3,121</td> </tr> <tr> <td>I</td> <td>\$3,463</td> </tr> <tr> <td>J</td> <td>\$3,872</td> </tr> <tr> <td>L1</td> <td>\$2,946</td> </tr> <tr> <td>L2</td> <td>\$3,163</td> </tr> </tbody> </table>	COM	\$2,086	A	\$2,116	B	\$2,178	COL/C	\$2,283	D	\$2,422	E	\$2,555	F	\$2,699	G	\$2,904	H	\$3,121	I	\$3,463	J	\$3,872	L1	\$2,946	L2	\$3,163
		Dimensions	D	W	H																																								
Overall	26	64 1/2	34 1/2																																										
Seat	18 1/4	20	18																																										
Arm			27 1/2																																										
COM	\$2,086																																												
A	\$2,116																																												
B	\$2,178																																												
COL/C	\$2,283																																												
D	\$2,422																																												
E	\$2,555																																												
F	\$2,699																																												
G	\$2,904																																												
H	\$3,121																																												
I	\$3,463																																												
J	\$3,872																																												
L1	\$2,946																																												
L2	\$3,163																																												
<table border="1"> <thead> <tr> <th>Upholstery</th> <th colspan="2">Shipping</th> </tr> </thead> <tbody> <tr> <td>COM Ydg</td> <td>3</td> <td>Ctn Wt 58</td> </tr> <tr> <td>COL Sq Ft</td> <td>54</td> <td>Cu Ft 44</td> </tr> </tbody> </table>		Upholstery	Shipping		COM Ydg	3	Ctn Wt 58	COL Sq Ft	54	Cu Ft 44																																			
Upholstery	Shipping																																												
COM Ydg	3	Ctn Wt 58																																											
COL Sq Ft	54	Cu Ft 44																																											

To Order, Specify:

- 1 Model Number
- 2 Wood Species - Beech (B) - chairs; Maple (M) - tables
- 3 Wood Finish
- 4 Fabric Selection - vendor, pattern and color
- 5 Optional Anti-Microbial Arm Cap - add \$73 list per arm cap
- 6 Optional Rubber Cushion Nylon Glides - no upcharge; chairs only
- 7 Optional Coordinating Wood Grain Laminate Table Tops - no upcharge; tables only. Finishes with an asterisk (*) have a coordinating laminate available.

3 Wood Finish/Color Options:

Maple		CGR	Graphite Coordinate
CAG	Aged Ash Coordinate	HRV	Harvest*
ALM	Ale Medium	CHL	High Line Coordinate
AUB	Auburn	CKC	Khaki Coordinate
BRL	Barley	LGC	Legacy
CBE	Blonde Echo Coordinate	MCH	Mocha
BBM	Bourbon Medium	NTO	Night Owl*
CBZ	Brazilwood Coordinate	COA	Oatmeal Cook Coordinate
BRM	Brighton Medium	CPI	Pinnacle Walnut Coordinate
BUT	Butterscotch	PRL	Praline*
CIN	Cinnamon	SAF	Saffron
CLA	Classic	SIE	Sienna*
CCF	Coffee Coordinate	CST	Studio Teak Coordinate
CLL	Collectors*	TOF	Toffee
CCR	Cremello Coordinate	TRF	Truffle*
EAR	Earthy	VEN	Venetian
ESP	Espresso	CVI	Vintage Coordinate
FLX	Flax	CWH	Walnut Heights Coordinate
CFL	Florence Walnut Coordinate	CWE	Weathered Ash Coordinate
CFO	Fossil Coordinate		

- 4 See a selection of graded in fabric manufacturers and patterns on pages 20-28 Contact Customer Service for additional fabric options.

Specifications

- Wood species - Maple veneer (tables).
- Top core material is 1 1/8" thick with 45 lb. density industrial grade particle board.
- Face is wood veneer or .050 horizontal grade HPL.
- Backer is bonded to bottom side to ensure balanced construction.
- All tops have internal solid lumber bands with overlay laminate or veneer.

When ordering Quickship products, place a "Q" in front of model number. Example: QLA1301




Description	D	W	H	CTN WT	CU FT	① Model	List Price
End Table	24	24	17	25	4	LA2424ET	\$742




- maple veneer top
- ships KD

End Table	30	30	17	40	6	LA3030ET	\$868
-----------	----	----	----	----	---	----------	-------




- maple veneer top
- ships KD

Magazine Table	20	42	17	45	6	LA2042MT	\$877
----------------	----	----	----	----	---	----------	-------



- maple veneer top
- ships KD

Corner Table	36	36	17	50	8	LA3636CT	\$1,022
--------------	----	----	----	----	---	----------	---------



- maple veneer top
- ships KD

To Order, Specify:

- ① Model Number
- ② Wood Species - Beech (B) - chairs; Maple (M) - tables
- ③ Wood Finish
- ④ Fabric Selection - vendor, pattern and color
- ⑤ Optional Anti-Microbial Arm Cap - add \$73 list per arm cap
- ⑥ Optional Rubber Cushion Nylon Glides - no upcharge; chairs only
- ⑦ Optional Coordinating Wood Grain Laminate Table Tops - no upcharge; tables only. Finishes with an asterisk (*) have a coordinating laminate available.

③ Wood Finish/Color Options:

Maple	
CAG	Aged Ash Coordinate*
ALM	Ale Medium
AUB	Auburn
BRL	Barley
CBE	Blonde Echo Coordinate
BBM	Bourbon Medium
CBZ	Brazilwood Coordinate
BRM	Brighton Medium
BUT	Butterscotch
CIN	Cinnamon
CLA	Classic
CCF	Coffee Coordinate
CLL	Collectors*
CCR	Cremello Coordinate
EAR	Earthy
ESP	Espresso
FLX	Flax
CFL	Florence Walnut Coordinate
CFO	Fossil Coordinate
CGR	Graphite Coordinate
HRV	Harvest*
CHL	High Line Coordinate
CKC	Khaki Coordinate
LGC	Legacy
MCH	Mocha
NTO	Night Owl*
COA	Oatmeal Cook Coordinate
CPI	Pinnacle Walnut Coordinate
PRL	Praline*
SAF	Saffron
SIE	Sienna*
CST	Studio Teak Coordinate
TOF	Toffee
TRF	Truffle*
VEN	Venetian
CVI	Vintage Coordinate
CWH	Walnut Heights Coordinate
CWE	Weathered Ash Coordinate

- ④ See a selection of graded in fabric manufacturers and patterns on pages 20-28 Contact Customer Service for additional fabric options.

Specifications

- Wood species - Maple veneer (tables).
- Top core material is 1 1/8" thick with 45 lb. density industrial grade particle board.
- Face is wood veneer or .050 horizontal grade HPL.
- Backer is bonded to bottom side to ensure balanced construction.
- All tops have internal solid lumber bands with overlay laminate or veneer.

When ordering Quickship products, place a "Q" in front of model number. Example: QLA1301

