

Mackey Order Check List:



Specify:

- 1. Model Number
- 2. Fabric Selection - vendor, pattern and color
- 3. Wood Species/Finish/Color
 - A. Maple (M) - no upcharge
 - B. White Oak (WO)- add \$77 list
- 4. Metal Frame Tier/Color:
 - A. Tier 1 - no upcharge
 - B. Tier 2 - add \$42 list
 - C. Tier 3 - add \$83 list
 - D. Tier 4 - add \$125 list

Example:

MY24C | MOMENTUM | VOX | MYSTIC | ALE | PEW
 (model #) | (fabric vendor) | (pattern name) | (pattern color) | (wood finish) | (metal frame)

1. Model Number

2. Fabric Selection - Please supply the following:

- Vendor name
- Pattern name
- Pattern color

[For a complete list of JSI Graded-In Fabric click here](#)

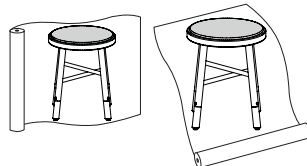
- Indicate direction of fabric - Railroaded or Up the Roll
- Please provide illustration, if available

All COM orders must include the following:

- Vendor's name, pattern name and color
- Sample of the fabric attached to order
- Model numbers of items for fabric application
- Special application instructions (e.g., all stripes will be applied front to back unless specified otherwise)
- Customer and purchase order number

Ship prepaid COM material to:
 JSI
 Attn: COM Dept
 201 East Martin Street
 Receiving B, Dock 71
 Orleans, IN 47452

Application of fabric:
 Railroaded Up the Roll



All COM orders will ship at standard lead time from receipt of COM except for orders requiring special custom matched finishes.

3. Wood Base/Color Options:

Maple (M)

| | | | |
|-----|----------------------------|-----|----------------------------|
| CAG | Aged Ash Coordinate | CGR | Graphite Coordinate |
| ALM | Ale Medium | HRV | Harvest |
| AUB | Auburn | HEN | Henna |
| BRL | Barley | CHL | High Line Coordinate |
| CBE | Blonde Echo Coordinate | HNY | Honey |
| BBM | Bourbon Medium | CKC | Khaki Coordinate |
| CBZ | Brazilwood Coordinate | HNY | Honey |
| BRM | Brighton Medium | LGC | Legacy |
| BRW | Brownie | MCH | Mocha |
| BUT | Butterscotch | NTO | Night Owl |
| CAN | Canyon | NUT | Nut Brown |
| CIN | Cinnamon | COA | Oatmeal Cookie Coordinat |
| CIT | Citron | CPI | Pinnacle Walnut Coordinate |
| CLA | Classic | PRL | Praline |
| CCF | Coffee Coordinate | SAF | Saffron |
| CLL | Collectors | SIE | Sienna |
| CCR | Cremello Coordinate | CST | Studio Teak Coordinate |
| DES | Desert | TOF | Toffee |
| EAR | Earthy | TRF | Truffle |
| ECU | Ecru | VEN | Venetian |
| ESP | Espresso | CVI | Vintage Coordinate |
| FLX | Flax | CWH | Walnut Heights Coordinate |
| CFL | Florence Walnut Coordinate | CWE | Weathered Ash Coordinate |
| CFO | Fossil Coordinate | | |

3. Wood Finish/Color: (cont)

White Oak (WO), add \$77 list

| | | | |
|-----|----------|-----|-----------|
| ACR | Acorn | POR | Porter |
| BUF | Buff | RYE | Rye |
| BUR | Burlap | SAD | Saddle |
| CHE | Chestnut | WVO | Whitewash |
| INK | Inkwell | | |

4. Metal Frame Tier/Color:

Tier 1:

| | | | |
|-----|-------------|-----|-----|
| MBK | Matte Black | RML | Raw |
|-----|-------------|-----|-----|

Tier 2: add \$42 list

| | | | |
|-----|---------------|-----|--------------|
| ASL | Arctic Silver | BWH | Bright White |
| PEW | Pewter | SNK | Soft Nickel |

Tier 3: add \$83 list


| | | | |
|-----|-------------------------|-----|-------------------------|
| CAR | Carmine Red (RAL3002) | SPB | Sapphire Blue (RAL4007) |
| LGR | Leaf Green (RAL6002) | TBL | Traffic Blue (RAL5017) |
| PPV | Purple Violet (RAL4007) | ZYL | Zinc Yellow (RAL1018) |
| SIG | Signal Orange (RAL2010) | | |


Tier 4: add \$125 list

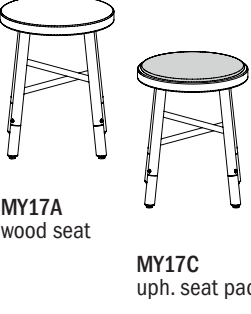
| | | | |
|-----|--------------------------|-----|----------------------------|
| BRD | Beige Red (RAL3012) | SGR | Signal Green (RAL6032) |
| COP | Copper Brown (RAL8004) | SGY | Silk Grey (RAL7044) |
| HYL | Honey Yellow (RAL1005) | SKY | Sky Blue(RAL5015) |
| MTQ | Mint Turquoise (RAL6033) | TQP | Turquoise Pastel (RAL6034) |
| OGR | Olive Green (RAL6003) | TRD | Traffic Red (RAL3020) |
| QZG | Quartz Grey (RAL7039) | MHB | Mahogany Brown (RAL8016) |
| SAL | Salmon Orange (RAL2012) | | |

Specifications:

- Powder coat or raw metal frame.
- Metal stretcher rails.
- 1 1/4" solid maple or white oak seat.
- 4" solid maple or white oak foot with exposed bolts.
- 3/4" upholstered seat pad.
- Metal nail in glide.

| Description | Model | Specifications | List Price Per Grade | | | | | | | | | | | | | | | | | | | | | | | | | | | | | | | | | | | | | | | | | | | | | | | | | | | | |
|--|---|---|----------------------|---|---|---|---------|--------|--------|----|------|----|----|----|------------|--|----------|--|---------|-----|--------|----|-----------|----|-------|----|--|-----------|-------|-----|-------|---|-------|---|-------|-------|-------|---|-------|---|-------|---|-------|---|-------|---|-------|---|---------|---|---------|----|-------|----|---------|
| Barstool  <p>MY30A wood seat</p> <p>MY30C uph. seat pad</p> | MY30A MY30C - Uph. Pad <ul style="list-style-type: none"> · tiered pricing for metal finish options, see pg 107 · 4" wood foot with exposed bolts · metal stretcher rails on sides and front and back | <table border="1"> <thead> <tr> <th>Dimensions</th> <th>D</th> <th>W</th> <th>H</th> </tr> </thead> <tbody> <tr> <td>Overall</td> <td>19 1/2</td> <td>19 1/2</td> <td>30</td> </tr> <tr> <td>Seat</td> <td>16</td> <td>16</td> <td>30</td> </tr> <tr> <th colspan="2">Upholstery</th> <th colspan="2">Shipping</th> </tr> <tr> <td>COM Ydg</td> <td>1/2</td> <td>Ctn Wt</td> <td>17</td> </tr> <tr> <td>COL Sq Ft</td> <td>14</td> <td>Cu Ft</td> <td>12</td> </tr> </tbody> </table> | Dimensions | D | W | H | Overall | 19 1/2 | 19 1/2 | 30 | Seat | 16 | 16 | 30 | Upholstery | | Shipping | | COM Ydg | 1/2 | Ctn Wt | 17 | COL Sq Ft | 14 | Cu Ft | 12 | <table border="1"> <tbody> <tr><td>Wood Seat</td><td>\$649</td></tr> <tr><td>COM</td><td>\$718</td></tr> <tr><td>A</td><td>\$724</td></tr> <tr><td>B</td><td>\$736</td></tr> <tr><td>COL/C</td><td>\$755</td></tr> <tr><td>D</td><td>\$781</td></tr> <tr><td>E</td><td>\$806</td></tr> <tr><td>F</td><td>\$846</td></tr> <tr><td>G</td><td>\$889</td></tr> <tr><td>H</td><td>\$934</td></tr> <tr><td>I</td><td>\$1,006</td></tr> <tr><td>J</td><td>\$1,091</td></tr> <tr><td>L1</td><td>\$966</td></tr> <tr><td>L2</td><td>\$1,034</td></tr> </tbody> </table> | Wood Seat | \$649 | COM | \$718 | A | \$724 | B | \$736 | COL/C | \$755 | D | \$781 | E | \$806 | F | \$846 | G | \$889 | H | \$934 | I | \$1,006 | J | \$1,091 | L1 | \$966 | L2 | \$1,034 |
| | | Dimensions | D | W | H | | | | | | | | | | | | | | | | | | | | | | | | | | | | | | | | | | | | | | | | | | | | | | | | | | |
| Overall | 19 1/2 | 19 1/2 | 30 | | | | | | | | | | | | | | | | | | | | | | | | | | | | | | | | | | | | | | | | | | | | | | | | | | | | |
| Seat | 16 | 16 | 30 | | | | | | | | | | | | | | | | | | | | | | | | | | | | | | | | | | | | | | | | | | | | | | | | | | | | |
| Upholstery | | Shipping | | | | | | | | | | | | | | | | | | | | | | | | | | | | | | | | | | | | | | | | | | | | | | | | | | | | | |
| COM Ydg | 1/2 | Ctn Wt | 17 | | | | | | | | | | | | | | | | | | | | | | | | | | | | | | | | | | | | | | | | | | | | | | | | | | | | |
| COL Sq Ft | 14 | Cu Ft | 12 | | | | | | | | | | | | | | | | | | | | | | | | | | | | | | | | | | | | | | | | | | | | | | | | | | | | |
| Wood Seat | \$649 | | | | | | | | | | | | | | | | | | | | | | | | | | | | | | | | | | | | | | | | | | | | | | | | | | | | | | |
| COM | \$718 | | | | | | | | | | | | | | | | | | | | | | | | | | | | | | | | | | | | | | | | | | | | | | | | | | | | | | |
| A | \$724 | | | | | | | | | | | | | | | | | | | | | | | | | | | | | | | | | | | | | | | | | | | | | | | | | | | | | | |
| B | \$736 | | | | | | | | | | | | | | | | | | | | | | | | | | | | | | | | | | | | | | | | | | | | | | | | | | | | | | |
| COL/C | \$755 | | | | | | | | | | | | | | | | | | | | | | | | | | | | | | | | | | | | | | | | | | | | | | | | | | | | | | |
| D | \$781 | | | | | | | | | | | | | | | | | | | | | | | | | | | | | | | | | | | | | | | | | | | | | | | | | | | | | | |
| E | \$806 | | | | | | | | | | | | | | | | | | | | | | | | | | | | | | | | | | | | | | | | | | | | | | | | | | | | | | |
| F | \$846 | | | | | | | | | | | | | | | | | | | | | | | | | | | | | | | | | | | | | | | | | | | | | | | | | | | | | | |
| G | \$889 | | | | | | | | | | | | | | | | | | | | | | | | | | | | | | | | | | | | | | | | | | | | | | | | | | | | | | |
| H | \$934 | | | | | | | | | | | | | | | | | | | | | | | | | | | | | | | | | | | | | | | | | | | | | | | | | | | | | | |
| I | \$1,006 | | | | | | | | | | | | | | | | | | | | | | | | | | | | | | | | | | | | | | | | | | | | | | | | | | | | | | |
| J | \$1,091 | | | | | | | | | | | | | | | | | | | | | | | | | | | | | | | | | | | | | | | | | | | | | | | | | | | | | | |
| L1 | \$966 | | | | | | | | | | | | | | | | | | | | | | | | | | | | | | | | | | | | | | | | | | | | | | | | | | | | | | |
| L2 | \$1,034 | | | | | | | | | | | | | | | | | | | | | | | | | | | | | | | | | | | | | | | | | | | | | | | | | | | | | | |

| Description | Model | Specifications | List Price Per Grade | | | | | | | | | | | | | | | | | | | | | | | | | | | | | | | | | | | | | | | | | | | | | | | | | | | | |
|--|---|---|----------------------|---|---|---|---------|--------|--------|----|------|----|----|----|------------|--|----------|--|---------|-----|--------|----|-----------|----|-------|----|--|-----------|-------|-----|-------|---|-------|---|-------|-------|-------|---|-------|---|-------|---|-------|---|-------|---|-------|---|---------|---|---------|----|-------|----|---------|
| Counter Height Stool  <p>MY24A wood seat</p> <p>MY24C uph. seat pad</p> | MY24A MY24C - Uph. Pad <ul style="list-style-type: none"> · tiered pricing for metal finish options, see pg 107 · 4" wood foot with exposed bolts · metal stretcher rails on sides and front and back | <table border="1"> <thead> <tr> <th>Dimensions</th> <th>D</th> <th>W</th> <th>H</th> </tr> </thead> <tbody> <tr> <td>Overall</td> <td>19 1/2</td> <td>19 1/2</td> <td>24</td> </tr> <tr> <td>Seat</td> <td>16</td> <td>16</td> <td>24</td> </tr> <tr> <th colspan="2">Upholstery</th> <th colspan="2">Shipping</th> </tr> <tr> <td>COM Ydg</td> <td>1/2</td> <td>Ctn Wt</td> <td>17</td> </tr> <tr> <td>COL Sq Ft</td> <td>14</td> <td>Cu Ft</td> <td>12</td> </tr> </tbody> </table> | Dimensions | D | W | H | Overall | 19 1/2 | 19 1/2 | 24 | Seat | 16 | 16 | 24 | Upholstery | | Shipping | | COM Ydg | 1/2 | Ctn Wt | 17 | COL Sq Ft | 14 | Cu Ft | 12 | <table border="1"> <tbody> <tr><td>Wood Seat</td><td>\$649</td></tr> <tr><td>COM</td><td>\$718</td></tr> <tr><td>A</td><td>\$724</td></tr> <tr><td>B</td><td>\$736</td></tr> <tr><td>COL/C</td><td>\$755</td></tr> <tr><td>D</td><td>\$781</td></tr> <tr><td>E</td><td>\$806</td></tr> <tr><td>F</td><td>\$846</td></tr> <tr><td>G</td><td>\$889</td></tr> <tr><td>H</td><td>\$934</td></tr> <tr><td>I</td><td>\$1,006</td></tr> <tr><td>J</td><td>\$1,091</td></tr> <tr><td>L1</td><td>\$966</td></tr> <tr><td>L2</td><td>\$1,034</td></tr> </tbody> </table> | Wood Seat | \$649 | COM | \$718 | A | \$724 | B | \$736 | COL/C | \$755 | D | \$781 | E | \$806 | F | \$846 | G | \$889 | H | \$934 | I | \$1,006 | J | \$1,091 | L1 | \$966 | L2 | \$1,034 |
| | | Dimensions | D | W | H | | | | | | | | | | | | | | | | | | | | | | | | | | | | | | | | | | | | | | | | | | | | | | | | | | |
| Overall | 19 1/2 | 19 1/2 | 24 | | | | | | | | | | | | | | | | | | | | | | | | | | | | | | | | | | | | | | | | | | | | | | | | | | | | |
| Seat | 16 | 16 | 24 | | | | | | | | | | | | | | | | | | | | | | | | | | | | | | | | | | | | | | | | | | | | | | | | | | | | |
| Upholstery | | Shipping | | | | | | | | | | | | | | | | | | | | | | | | | | | | | | | | | | | | | | | | | | | | | | | | | | | | | |
| COM Ydg | 1/2 | Ctn Wt | 17 | | | | | | | | | | | | | | | | | | | | | | | | | | | | | | | | | | | | | | | | | | | | | | | | | | | | |
| COL Sq Ft | 14 | Cu Ft | 12 | | | | | | | | | | | | | | | | | | | | | | | | | | | | | | | | | | | | | | | | | | | | | | | | | | | | |
| Wood Seat | \$649 | | | | | | | | | | | | | | | | | | | | | | | | | | | | | | | | | | | | | | | | | | | | | | | | | | | | | | |
| COM | \$718 | | | | | | | | | | | | | | | | | | | | | | | | | | | | | | | | | | | | | | | | | | | | | | | | | | | | | | |
| A | \$724 | | | | | | | | | | | | | | | | | | | | | | | | | | | | | | | | | | | | | | | | | | | | | | | | | | | | | | |
| B | \$736 | | | | | | | | | | | | | | | | | | | | | | | | | | | | | | | | | | | | | | | | | | | | | | | | | | | | | | |
| COL/C | \$755 | | | | | | | | | | | | | | | | | | | | | | | | | | | | | | | | | | | | | | | | | | | | | | | | | | | | | | |
| D | \$781 | | | | | | | | | | | | | | | | | | | | | | | | | | | | | | | | | | | | | | | | | | | | | | | | | | | | | | |
| E | \$806 | | | | | | | | | | | | | | | | | | | | | | | | | | | | | | | | | | | | | | | | | | | | | | | | | | | | | | |
| F | \$846 | | | | | | | | | | | | | | | | | | | | | | | | | | | | | | | | | | | | | | | | | | | | | | | | | | | | | | |
| G | \$889 | | | | | | | | | | | | | | | | | | | | | | | | | | | | | | | | | | | | | | | | | | | | | | | | | | | | | | |
| H | \$934 | | | | | | | | | | | | | | | | | | | | | | | | | | | | | | | | | | | | | | | | | | | | | | | | | | | | | | |
| I | \$1,006 | | | | | | | | | | | | | | | | | | | | | | | | | | | | | | | | | | | | | | | | | | | | | | | | | | | | | | |
| J | \$1,091 | | | | | | | | | | | | | | | | | | | | | | | | | | | | | | | | | | | | | | | | | | | | | | | | | | | | | | |
| L1 | \$966 | | | | | | | | | | | | | | | | | | | | | | | | | | | | | | | | | | | | | | | | | | | | | | | | | | | | | | |
| L2 | \$1,034 | | | | | | | | | | | | | | | | | | | | | | | | | | | | | | | | | | | | | | | | | | | | | | | | | | | | | | |

| Description | Model | Specifications | List Price Per Grade | | | | | | | | | | | | | | | | | | | | | | | | | | | | | | | | | | | | | | | | | | | | | | | | | | | | |
|---|---|---|----------------------|---|---|---|---------|--------|--------|----|------|----|----|----|------------|--|----------|--|---------|-----|--------|----|-----------|----|-------|----|--|-----------|-------|-----|-------|---|-------|---|-------|-------|-------|---|-------|---|-------|---|-------|---|-------|---|-------|---|-------|---|---------|----|-------|----|---------|
| Seated Height Stool  <p>MY17A wood seat</p> <p>MY17C uph. seat pad</p> | MY17A MY17C - Uph. Pad <ul style="list-style-type: none"> · tiered pricing for metal finish options, see pg 107 · 4" wood foot with exposed bolts · cross rails | <table border="1"> <thead> <tr> <th>Dimensions</th> <th>D</th> <th>W</th> <th>H</th> </tr> </thead> <tbody> <tr> <td>Overall</td> <td>19 1/2</td> <td>19 1/2</td> <td>17</td> </tr> <tr> <td>Seat</td> <td>16</td> <td>16</td> <td>17</td> </tr> <tr> <th colspan="2">Upholstery</th> <th colspan="2">Shipping</th> </tr> <tr> <td>COM Ydg</td> <td>1/2</td> <td>Ctn Wt</td> <td>17</td> </tr> <tr> <td>COL Sq Ft</td> <td>14</td> <td>Cu Ft</td> <td>12</td> </tr> </tbody> </table> | Dimensions | D | W | H | Overall | 19 1/2 | 19 1/2 | 17 | Seat | 16 | 16 | 17 | Upholstery | | Shipping | | COM Ydg | 1/2 | Ctn Wt | 17 | COL Sq Ft | 14 | Cu Ft | 12 | <table border="1"> <tbody> <tr><td>Wood Seat</td><td>\$627</td></tr> <tr><td>COM</td><td>\$700</td></tr> <tr><td>A</td><td>\$705</td></tr> <tr><td>B</td><td>\$716</td></tr> <tr><td>COL/C</td><td>\$737</td></tr> <tr><td>D</td><td>\$762</td></tr> <tr><td>E</td><td>\$788</td></tr> <tr><td>F</td><td>\$828</td></tr> <tr><td>G</td><td>\$870</td></tr> <tr><td>H</td><td>\$916</td></tr> <tr><td>I</td><td>\$987</td></tr> <tr><td>J</td><td>\$1,073</td></tr> <tr><td>L1</td><td>\$947</td></tr> <tr><td>L2</td><td>\$1,015</td></tr> </tbody> </table> | Wood Seat | \$627 | COM | \$700 | A | \$705 | B | \$716 | COL/C | \$737 | D | \$762 | E | \$788 | F | \$828 | G | \$870 | H | \$916 | I | \$987 | J | \$1,073 | L1 | \$947 | L2 | \$1,015 |
| | | Dimensions | D | W | H | | | | | | | | | | | | | | | | | | | | | | | | | | | | | | | | | | | | | | | | | | | | | | | | | | |
| Overall | 19 1/2 | 19 1/2 | 17 | | | | | | | | | | | | | | | | | | | | | | | | | | | | | | | | | | | | | | | | | | | | | | | | | | | | |
| Seat | 16 | 16 | 17 | | | | | | | | | | | | | | | | | | | | | | | | | | | | | | | | | | | | | | | | | | | | | | | | | | | | |
| Upholstery | | Shipping | | | | | | | | | | | | | | | | | | | | | | | | | | | | | | | | | | | | | | | | | | | | | | | | | | | | | |
| COM Ydg | 1/2 | Ctn Wt | 17 | | | | | | | | | | | | | | | | | | | | | | | | | | | | | | | | | | | | | | | | | | | | | | | | | | | | |
| COL Sq Ft | 14 | Cu Ft | 12 | | | | | | | | | | | | | | | | | | | | | | | | | | | | | | | | | | | | | | | | | | | | | | | | | | | | |
| Wood Seat | \$627 | | | | | | | | | | | | | | | | | | | | | | | | | | | | | | | | | | | | | | | | | | | | | | | | | | | | | | |
| COM | \$700 | | | | | | | | | | | | | | | | | | | | | | | | | | | | | | | | | | | | | | | | | | | | | | | | | | | | | | |
| A | \$705 | | | | | | | | | | | | | | | | | | | | | | | | | | | | | | | | | | | | | | | | | | | | | | | | | | | | | | |
| B | \$716 | | | | | | | | | | | | | | | | | | | | | | | | | | | | | | | | | | | | | | | | | | | | | | | | | | | | | | |
| COL/C | \$737 | | | | | | | | | | | | | | | | | | | | | | | | | | | | | | | | | | | | | | | | | | | | | | | | | | | | | | |
| D | \$762 | | | | | | | | | | | | | | | | | | | | | | | | | | | | | | | | | | | | | | | | | | | | | | | | | | | | | | |
| E | \$788 | | | | | | | | | | | | | | | | | | | | | | | | | | | | | | | | | | | | | | | | | | | | | | | | | | | | | | |
| F | \$828 | | | | | | | | | | | | | | | | | | | | | | | | | | | | | | | | | | | | | | | | | | | | | | | | | | | | | | |
| G | \$870 | | | | | | | | | | | | | | | | | | | | | | | | | | | | | | | | | | | | | | | | | | | | | | | | | | | | | | |
| H | \$916 | | | | | | | | | | | | | | | | | | | | | | | | | | | | | | | | | | | | | | | | | | | | | | | | | | | | | | |
| I | \$987 | | | | | | | | | | | | | | | | | | | | | | | | | | | | | | | | | | | | | | | | | | | | | | | | | | | | | | |
| J | \$1,073 | | | | | | | | | | | | | | | | | | | | | | | | | | | | | | | | | | | | | | | | | | | | | | | | | | | | | | |
| L1 | \$947 | | | | | | | | | | | | | | | | | | | | | | | | | | | | | | | | | | | | | | | | | | | | | | | | | | | | | | |
| L2 | \$1,015 | | | | | | | | | | | | | | | | | | | | | | | | | | | | | | | | | | | | | | | | | | | | | | | | | | | | | | |

To Order, Specify:

- 1 Model Number
 - 2 Fabric Selection - vendor, pattern and color
 - 3 Wood Species/Finish/Color
 - 4 Metal Frame Tier/Color
- 2 See a selection of graded in fabric manufacturers and patterns on pages 20-28. Contact Customer Service for additional fabric options.
- 3 **Wood Species/Finish/Color**
 Maple (M), standard
 White Oak (WO), add \$77 list

3 Wood Finish/Color Options:

| | | | |
|---------------------------------------|---------------------------------------|------------------------------|--------------------------------------|
| Maple (M) | | CFO Fossil Coordinate | White Oak (WO), add \$75 list |
| CAG Aged Ash Coordinate | CGR Graphite Coordinate | ACR Acorn | POR Porter |
| ALM Ale Medium | HRV Harvest | BUF Buff | RYE Rye |
| AUB Auburn | HEN Henna | BUR Burlap | SAD Saddle |
| BRL Barley | CHL High Line Coordinate | CHE Chestnut | WWO Whitewash |
| CBE Blonde Echo Coordinate | HNY Honey | INK Inkwell | |
| BBM Bourbon Medium | CKC Khaki Coordinate | | |
| CBZ Brazilwood Coordinate | LGC Legacy | | |
| BRW Brownie | MCH Mocha | | |
| BRM Brighton Medium | NTO Night Owl | | |
| BUT Butterscotch | NUT Nut Brown | | |
| CAN Canyon | COA Oatmeal Cook Coordinate | | |
| CIN Cinnamon | CPI Pinnacle Walnut Coordinate | | |
| CIT Citron | PRL Praline | | |
| CLA Classic | SAF Saffron | | |
| CCF Coffee Coordinate | SIE Sienna | | |
| CLL Collectors | CST Studio Teak Coordinate | | |
| CCR Cremello Coordinate | TOF Toffee | | |
| DES Desert | TRF Truffle | | |
| EAR Earthy | VEN Venetian | | |
| ECU Ecu | CVI Vintage Coordinate | | |
| ESP Espresso | CWH Walnut Heights Coordinate | | |
| FLX Flax | CWE Weathered Ash Coordinate | | |
| CFL Florence Walnut Coordinate | | | |

4 Metal Base Finish Options:

| | | |
|------------------------------|-------------------------------|-----------------------------|
| Tier 1: | Tier 2: Add \$42 list | PEW Pewter |
| MBK Matte Black | ASL Arctic Silver | SNK Soft Nickel |
| RML Raw | BWH Bright White | |
| Tier 3: Add \$83 list | Tier 4: Add \$125 list | |
| CAR Carmine Red | BRD Beige Red | SGR Signal Green |
| LGR Leaf Green | COP Copper Brown | SGY Silk Grey |
| PPB Purple Violet | HYL Honey Yellow | TQP Turquoise Pastel |
| SIG Signal Orange | MTQ Mint Turquoise | TRD Traffic Red |
| SPB Sapphire Blue | OGR Olive Green | MHB Mahogany Brown |
| TBL Traffic Blue | QZG Quartz Grey | |
| ZYL Zinc Yellow | SAL Salmon Orange | |