

Menu Tables Order Check List:



Specify:

- 1. Model Number
- 2. Laminate Top Selection
- 3. Wood Edge Species - Red Oak (RO) or Maple (M)
- 4. Wood Edge Finish/Color (all edges except E, F, G and L)
- 5. Edge profile
- 6. Optional Premium or Specialty Laminate Tops Available - contact customer service for pricing.

Example:

M2430 (model #)	7816-60 (laminates)	RO (wood species)	HEN (finish)	A (edge)
---------------------------	-------------------------------	-----------------------------	------------------------	--------------------

1. Model Number

2. Laminate Top Selection - select from any standard JSI laminate. Contact Customer service for graded in Wilsonart laminate, list on the next page.

3. Wood Edge Species - Red Oak (RO) or Maple (M)

4. Wood Edge Finish/Color Options:

Red Oak

BRW Brownie	ECU Ecru
CAN Canyon	HEN Henna
CIT Citron	HNY Honey
DES Desert	NUT Nut Brown

Maple

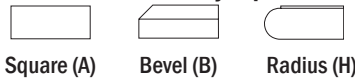
CAG Aged Ash Coordinate	CGR Graphite Coordinate
ALE Ale	HRV Harvest
AUB Auburn	CHL High Line Coordinate
BRL Barley	CKC Khaki Coordinate
CBE Blonde Echo Coordinate	LGC Legacy
BBN Bourbon	MCH Mocha
CBZ Brazilwood Coordinate	NTO Night Owl
BRG Brighton	COA Oatmeal Cookie Coordinate
BUT Butterscotch	CPI Pinnacle Walnut Coordinate
CIN Cinnamon	PRL Praline
CLA Classic	SAF Saffron
CCF Coffee Coordinate	SIE Sienna
CLL Collectors	CST Studio Teak Coordinate
CCR Cremello Coordinate	TOF Toffee
EAR Earthy	TRF Truffle
ESP Espresso	VEN Venetian
FLX Flax	CVI Vintage Coordinate
CFL Florence Walnut Coordinate	CWH Walnut Heights Coordinate
CFO Fossil Coordinate	CWE Weathered Ash Coordinate

Color - Add \$36 list per item

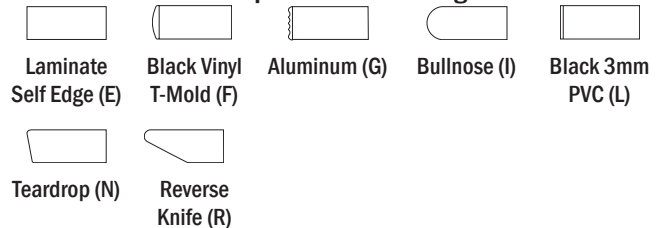
BKD Backdrop	GRV Greek Villa
BFX Black Fox	GLF Gulf Stream
BWH Bright White	HTB Heartthrob
CGP Cargo Pants	NET Network Gray
CHT Chatroom	NWH Nonchalant White
DSY Daisy	PAR Paradise
DRG Daring	QXP Quixotic Plum
DYN Dynamo	RBZ Relic Bronze
ENG Enigma	SND Sandbank
FRR French Roast	STM Storm
GBY Georgian Bay	TRC Tricorn Black

5. Edge Profile Options:

Overlay tops with internal edges



Inset tops with external edges



6. Order any standard pattern from Wilsonart, Formica, Nevamar or Pionite with no upcharge. For a complete standard list for any of these vendors please contact Customer Service. Optional premium or specialty laminate tops available - contact customer service for pricing.

Page intentionally left blank

Description	D	W	CTN WT	① Model	ABCDH	E	F	G	INOP	L	QR
Rectangular 	24	30	23	M2430	\$337	\$272	\$246	\$287	\$420	\$196	\$433
	24	36	27	M2436	\$407	\$283	\$258	\$266	\$498	\$217	\$523
	24	42	32	M2442	\$464	\$296	\$277	\$359	\$582	\$235	\$598
	24	48	36	M2448	\$534	\$313	\$292	\$415	\$740	\$246	\$684
	24	60	45	M2460	\$611	\$345	\$336	\$435	\$829	\$283	\$790
	24	72	54	M2472	\$737	\$419	\$395	\$587	\$990	\$306	\$975
	30	36	34	M3036	\$505	\$298	\$273	\$350	\$620	\$235	\$650
	30	42	40	M3042	\$604	\$345	\$315	\$420	\$752	\$294	\$782
	30	48	45	M3048	\$668	\$351	\$322	\$435	\$829	\$306	\$864
	30	60	57	M3060	\$837	\$399	\$366	\$606	\$1,035	\$337	\$1,080
	30	72	68	M3072	\$1,003	\$445	\$102	\$760	\$1,235	\$414	\$1,293
	36	60	68	M3660	\$988	\$426	\$388	\$692	\$1,225	\$423	\$1,278
	36	72	81	M3672	\$1,124	\$537	\$489	\$793	\$1,390	\$480	\$1,457

Square 	24	24	18	M2424	\$275	\$210	\$216	\$276	\$342	\$199	\$357
	30	30	29	M3030	\$426	\$232	\$232	\$310	\$522	\$220	\$547
	36	36	41	M3636	\$505	\$298	\$273	\$350	\$620	\$235	\$650
	42	42	56	M4242	\$908	\$448	\$448	\$549	\$1,113	\$432	\$1,169
	48	48	70	M4848	\$1,013	\$504	\$493	\$606	\$1,330	\$438	\$1,395

Round 	24	N/A	18	M24R	\$347	\$235	\$216	\$235	\$428	\$210	\$446
	30	N/A	29	M30R	\$462	\$284	\$259	\$320	\$574	\$246	\$593
	36	N/A	41	M36R	\$655	\$336	\$306	\$419	\$817	\$353	\$855
	42	N/A	56	M42R	\$957	\$494	\$448	\$559	\$1,177	\$567	\$1,235
	48	N/A	72	M48R	\$1,167	\$502	\$458	\$673	\$1,448	\$571	\$1,502
	54	N/A	92	M54R	\$1,650	\$715	\$650	\$945	\$2,039	\$859	\$2,132
	60	N/A	113	M60R	\$1,825	\$744	\$678	\$1,147	\$2,256	\$865	\$2,364

To Order, Specify:

- ① Model Number
- ② Laminate Top Selection
- ③ Wood Edge Species - Red Oak (RO) or Maple (M)
- ④ Wood Edge Finish/Color (except edges E, F, G and L)
- ⑤ Edge Profile - see page 222
- ⑥ Optional Graded In Laminate Imaging Tops Available - Contact Customer Service
- ⑦ Optional Premium or Specialty Laminate Tops Available - contact customer service for pricing

④ Wood Finish/Color Options:

Red Oak

BRW	Brownie
CAN	Canyon
CIT	Citron
DES	Desert

Maple

CAG	Aged Ash Coordinate
ALE	Ale
AUB	Auburn
BRL	Barley
CBE	Blonde Echo Coordinate
BBN	Bourbon
CBZ	Brazilwood Coordinate
BRG	Brighton
BUT	Butterscotch
CIN	Cinnamon
CLA	Classic
CCF	Coffee Coordinate
CLL	Collectors
CCR	Cremello Coordinate
EAR	Earthy
ESP	Espresso
FLX	Flax
CFL	Florence Walnut Coordinate
CFO	Fossil Coordinate

ECU	Ecru
HEN	Henna
HNY	Honey
NUT	Nut Brown

CGR	Graphite Coordinate
HRV	Harvest
CHL	High Line Coordinate
CKC	Khaki Coordinate
LGC	Legacy
MCH	Mocha
NTO	Night Owl
COA	Oatmeal Cook Coordinate
CPI	Pinnacle Walnut Coordinate
PRL	Praline
SAF	Saffron
SIE	Sienna
CST	Studio Teak Coordinate
TOF	Toffee
TRF	Truffle
VEN	Venetian
CVI	Vintage Coordinate
CWH	Walnut Heights Coordinate
CWE	Weathered Ash Coordinate

Color - Add \$36 list per item

BKD	Backdrop	GRV	Greek Villa
BFX	Black Fox	GLF	Gulf Stream
BWH	Bright White	HTB	Hearthrob
CGP	Cargo Pants	NET	Network Gray
CHT	Chatroom	NWH	Nonchalant White
DSY	Daisy	PAR	Paradise
DRG	Daring	QXP	Quixotic Plum
DYN	Dynamo	RBZ	Relic Bronze
ENG	Enigma	SND	Sandbank
FRR	French Roast	STM	Storm
GBY	Georgian Bay	TRC	Tricorn Black

Specifications

- Wood species - Red Oak or Maple.
- All table top edges are 1 1/4" thick.
- Gloss or mirrored laminates not recommended.

Menu Bases Order Check List:



Bistro

Cafe

Bravo

Specify:

- 1. Model Number
- 2. Optional Custom Height Base - add \$103 list
- 3. Optional Bar Height Base with Foot Ring - add \$202 list
- 4. Optional Self Leveling Glides - add \$30 list

Example:

BI-22ENDBW |
(model #)

1. Model Number

2. Optional Custom Height Base - Add \$103 list
· cannot exceed 42" in height

3. Optional Bar Height Base with Foot Ring (available on four prong, four prong extended and three prong) - Add \$202 list
· overall height with top - 42"

4. Optional Self Leveling Glides - Add \$30 list
· standard with nylon plastic glides

5. Optional Bar Height Base with Foot Ring (available on four prong, four prong extended and three prong) - Add \$202 list
· overall height with top - 42"

6. Optional Self Leveling Glides - Add \$30 list
· standard with nylon plastic glides

7. Labor Saver Bases

· all bases include labor saver columns, eliminating the need for timely base assembly and cutting installation time dramatically with simple one-man installation.


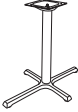

Our bases follow these simple steps for installation:

1. Attach square plate to table top.

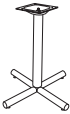
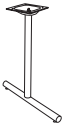


2. Attach support base to column.



Description	D	H	Base Spread	CTN WT	① Model	List Price
 <p>Bistro Four Prong</p> <ul style="list-style-type: none"> metal base in Black Sandtex (BSX) only <p>Compatible tables:</p> <ul style="list-style-type: none"> one base required: 24" and 30" diameter one base required: 24 x 24, 24 x 30, 30 x 30 two bases required: 24 x 72, 30 x 72, 36 x 72 	3	28	22	14	BI-22BW	\$119
<p>metal base in Black Sandtex (BSX) only</p> <p>Compatible tables:</p> <ul style="list-style-type: none"> one base required: 36" diameter one base required: 24 x 36, 24 x 42, 30 x 36, 30 x 42, 36 x 36 	3	28	30	24	BI-30BW	\$159
<p>metal base in Black Sandtex (BSX) only</p> <p>Compatible tables:</p> <ul style="list-style-type: none"> one base required: 42" and 48" diameter one base required: 42 x 42, 48 x 48 	4	28	36	42	BI-36BW	\$310
 <p>Bistro Four Prong Extended</p> <ul style="list-style-type: none"> metal base in Black Sandtex (BSX) only <p>Compatible tables:</p> <ul style="list-style-type: none"> one base required: 24 x 48, 30 x 48 	3	28	34	24	BI-2434BW	\$140
 <p>Bistro Two Prong</p> <ul style="list-style-type: none"> metal base in Black Sandtex (BSX) only <p>Compatible tables:</p> <ul style="list-style-type: none"> two bases required: 24 x 48, 24 x 60, 24 x 72, 30 x 48, 30 x 60, 30 x 72, 36 x 60, 36 x 72 	3	28	22	14	BI-22ENDBW	\$119

TABLES

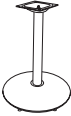
Description	D	H	Base Spread	CTN WT	① Model	List Price
Cafe Four Prong  <ul style="list-style-type: none"> metal base in Black Sandtex (BSX) only Compatible tables: <ul style="list-style-type: none"> one base required: 24" and 30" diameter one base required: 24 x 24, 24 x 30, 30 x 30 two bases required: 24 x 72, 30 x 72, 36 x 72 	2	28 ¾	22	28	CF-22BW	\$325
<ul style="list-style-type: none"> metal base in Black Sandtex (BSX) only Compatible tables: <ul style="list-style-type: none"> one base required: 36" diameter one base required: 24 x 36, 24 x 42, 30 x 36, 30 x 42, 36 x 36 	2	28 ¾	26	34	CF-26BW	\$410
<ul style="list-style-type: none"> metal base in black sandtex only Compatible tables: <ul style="list-style-type: none"> one base required: 42" and 48" diameter one base required: 42 x 42, 48 x 48 	2	28 ¾	36	53	CF-36BW	\$438
Cafe Two Prong  <ul style="list-style-type: none"> metal base in Black Sandtex (BSX) only Compatible tables: <ul style="list-style-type: none"> two bases required: 24 x 48, 24 x 60, 24 x 72, 30 x 48, 30 x 60, 30 x 72, 36 x 60, 36 x 72 	4	27 ¾	22	23	CF-22ENDBW	\$218

To Order, Specify:

- ① Model Number
- ② Optional Custom Height Base - add \$103 list
- ③ Optional Bar Height Base with Foot Ring - add \$202 list
- ④ Optional Self Leveling Glides - add \$30 list

Specifications

- All metal bases available in Black Sandtex (BSX) only.
- Standard with adjustable glides.
- Standard with labor saver base.

Description	D	H	Base Spread	CTN WT	① Model	List Price	
Bravo Disc	3	29	17	32	BR-17BW	\$212	
 <ul style="list-style-type: none"> metal base in black sandtex only <p>Compatible tables:</p> <ul style="list-style-type: none"> one base required: 24" and 30" diameter one base required: 24 x 30, 30 x 30, 30 x 36 two bases required: 24 x 60, 24 x 72, 30 x 48, 30 x 60, 30 x 72 	3	29	22	38	BR-22BW	\$335	
	<p>Compatible tables:</p> <ul style="list-style-type: none"> one base required: 36" diameter one base required: 24 x 36, 24 x 42, 30 x 36, 30 x 42, 36 x 36 two bases required: 36 x 72 	3	29	28	72	BR-28BW	\$538
		<p>Compatible tables:</p> <ul style="list-style-type: none"> one base required: 42" and 48" diameter one base required: 36 x 60, 42 x 42, 48 x 48 					

To Order, Specify:

- ① Model Number
- ② Optional Custom Height Base - add \$103 list
- ③ Optional Bar Height Base with Foot Ring - add \$202 list
- ④ Optional Self Leveling Glides - add \$30 list

Specifications

- All metal bases available in Black Sandtex (BSX) only.
- Standard with adjustable glides.
- Standard with labor saver base.