

Millie Order Check List:



Specify:

- 1. Model Number
- 2. Wood Species - Maple (M)
- 3. Wood Finish/Color
- 4. Fabric Selection - vendor, pattern and color
- 5. Optional Rubber Cushion Nylon Glides - no upcharge

Example:

MI853D | M | AUB | MOMENTUM | VOX | MYSTIC
 (model #) | (wood species) | (finish) | (fabric vendor) | (pattern name) | (pattern color)

1. Model Number

2. Wood Species - Maple (M)

**3. Finish Options:
Maple Finish**


CAG Aged Ash Coordinate	CGR Graphite Coordinate
ALM Ale Medium	HRV Harvest
AUB Auburn	HEN Henna
BRL Barley	CHL High Line Coordinate
CBE Blonde Echo Coordinate	HNY Honey
BBM Bourbon Medium	CKC Khaki Coordinate
CBZ Brazilwood Coordinate	HNY Honey
BRM Brighton Medium	LGC Legacy
BRW Brownie	MCH Mocha
BUT Butterscotch	NTO Night Owl
CAN Canyon	NUT Nut Brown
CIN Cinnamon	COA Oatmeal Cookie Coordinat
CIT Citron	CPI Pinnacle Walnut Coordinate
CLA Classic	PRL Praline
CCF Coffee Coordinate	PRL Praline
CLL Collectors	SAF Saffron
CCR Cremello Coordinate	SIE Sienna
DES Desert	CST Studio Teak Coordinate
EAR Earthy	TOF Toffee
ECU Ecru	TRF Truffle
ESP Espresso	VEN Venetian
FLX Flax	CVI Vintage Coordinate
CFL Florence Walnut Coordinate	CWH Walnut Heights Coordinate
CFO Fossil Coordinate	CWE Weathered Ash Coordinate

All COM orders must include the following:


- Vendor's name, pattern name and color
- Sample of the fabric attached to the order
- Model numbers of items for fabric application
- Special application instructions (e.g., all stripes will be applied front to back unless specified otherwise)
- Customer and purchase order number

Ship prepaid COM material to:
 JSI
 Attn: COM Dept
 201 East Martin Street
 Receiving B, Dock 71
 Orleans, IN 47452

Application of fabrics:



Railroaded



Up the Roll

All COM orders will ship at standard lead time from receipt of COM except for orders requiring special custom matched finishes.

4. Fabric Selection - Please supply the following:

- Fabric vendor
- Pattern name
- Pattern color

[For a complete list of JSI Graded-In Fabric click here](#)

- Indicate direction of fabric - Railroaded or Up the Roll
- Please provide illustration, if available

5. Optional Rubber Cushion Nylon Glides - no upcharge

Description

1 Model

Specifications

List Price Per Grade

Guest Chair



MI853D

- upholstered seat and back
- chair is a wallsaver

Dimensions	D	W	H
Overall	21 1/2	18 1/4	33
Seat	15 3/4	16 1/4	18 3/4
Arm			--
Upholstery	Shipping		
COM Ydg	1 1/4	Ctn Wt	15
COL Sq Ft	23	Cu Ft	10

COM	\$897
A	\$909
B	\$934
COL/C	\$978
D	\$1,033
E	\$1,088
F	\$1,175
G	\$1,267
H	\$1,366
I	\$1,520
J	\$1,706
L1	\$1,335
L2	\$1,458

To Order, Specify:

- 1 Model Number
- 2 Wood Species - Maple (M)
- 3 Wood Frame Finish
- 4 Fabric Selection - vendor, pattern and color
- 5 Optional Rubber Cushion Nylon Glides - no upcharge

3 Wood Finish/Color Options:

Maple	
CAG	Aged Ash Coordinate
ALM	Ale Medium
AUB	Auburn
BRL	Barley
CBE	Blonde Echo Coordinate
BBM	Bourbon Medium
CBZ	Brazilwood Coordinate
BRW	Brownie
BRM	Brighton Medium
BUT	Butterscotch
CAN	Canyon
CIN	Cinnamon
CIT	Citron
CLA	Classic
CCF	Coffee Coordinate
CLL	Collectors
CCR	Cremello Coordinate
DES	Desert
EAR	Earthy
ECU	Ecru
ESP	Espresso
FLX	Flax
CFL	Florence Walnut Coordinate
CFO	Fossil Coordinate
CGR	Graphite Coordinate
HRV	Harvest
HEN	Henna
CHL	High Line Coordinate
HNY	Honey
CKC	Khaki Coordinate
LGC	Legacy
MCH	Mocha
NTO	Night Owl
NUT	Nut Brown
COA	Oatmeal Cook Coordinate
CPI	Pinnacle Walnut Coordinate
PRL	Praline
SAF	Saffron
SIE	Sienna
CST	Studio Teak Coordinate
TOF	Toffee
TRF	Truffle
VEN	Venetian
CVI	Vintage Coordinate
CWH	Walnut Heights Coordinate
CWE	Weathered Ash Coordinate

Specifications

- Wood Species - Maple.
- Seat is upholstered with 2 1/2" high density polyurethane foam.
- Seat has single needle top stitch detail for added style and durability.
- Back is upholstered with 1" polyurethane foam.
- Mortise and tenon construction with corner blocks, glue and screws.
- Standard with rubber cushion metal glides.

- 4 See a selection of graded in fabric manufacturers and patterns on pages 20-28. Contact Customer Service for additional fabric options.

Description

1 Model

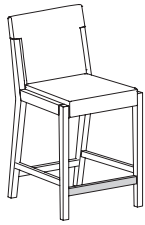
Specifications

List Price Per Grade

Counter Height Stool

MI854D

- upholstered seat and back
- stainless steel foot rest



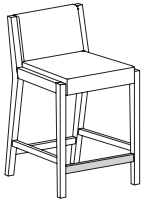
Dimensions	D	W	H
Overall	20 ¾	18 ¼	36 ¼
Seat	15 ½	15 ¾	23 ¾
Arm			--
Upholstery		Shipping	
COM Ydg	1 ¼	Ctn Wt	17
COL Sq Ft	23	Cu Ft	12

COM	\$1,053
A	\$1,066
B	\$1,090
COL/C	\$1,134
D	\$1,190
E	\$1,244
F	\$1,331
G	\$1,423
H	\$1,523
I	\$1,677
J	\$1,862
L1	\$1,492
L2	\$1,615

Mid-Back Counter Height Stool

MI854E

- upholstered seat and back
- stainless steel foot rest



Dimensions	D	W	H
Overall	20 ¾	18 ¼	31 ½
Seat	15 ½	15 ¾	23 ¾
Arm			--
Upholstery		Shipping	
COM Ydg	1 ¼	Ctn Wt	16
COL Sq Ft	23	Cu Ft	11

COM	\$1,048
A	\$1,059
B	\$1,081
COL/C	\$1,120
D	\$1,170
E	\$1,220
F	\$1,267
G	\$1,381
H	\$1,470
I	\$1,608
J	\$1,775
L1	\$1,442
L2	\$1,554

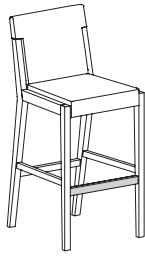
Description

1 Model

Specifications

List Price Per Grade

Barstool



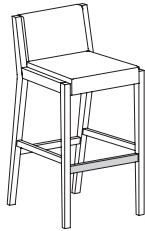
MI858D

- upholstered seat and back
- stainless steel foot rest

Dimensions	D	W	H
Overall	20 3/4	18 1/4	42 1/4
Seat	15 1/2	15 3/4	29 3/4
Arm			--
Upholstery		Shipping	
COM Ydg	1 1/4	Ctn Wt	18
COL Sq Ft	23	Cu Ft	12

COM	\$1,053
A	\$1,066
B	\$1,090
COL/C	\$1,134
D	\$1,190
E	\$1,244
F	\$1,331
G	\$1,423
H	\$1,523
I	\$1,677
J	\$1,862
L1	\$1,492
L2	\$1,615

Mid-Back Barstool



MI858E

- upholstered seat and back
- stainless steel foot rest

Dimensions	D	W	H
Overall	20 3/4	18 1/4	37 1/2
Seat	15 1/2	15 3/4	29 3/4
Arm			--
Upholstery		Shipping	
COM Ydg	1 1/4	Ctn Wt	17
COL Sq Ft	23	Cu Ft	11

COM	\$1,048
A	\$1,059
B	\$1,081
COL/C	\$1,120
D	\$1,170
E	\$1,220
F	\$1,267
G	\$1,381
H	\$1,470
I	\$1,608
J	\$1,775
L1	\$1,442
L2	\$1,554

To Order, Specify:

- 1 Model Number
- 2 Wood Species - Maple (M)
- 3 Wood Frame Finish
- 4 Fabric Selection - vendor, pattern and color
- 5 Optional Rubber Cushion Nylon Glides - no upcharge

3 Wood Finish/Color Options:

Maple	
CAG	Aged Ash Coordinate
ALM	Ale Medium
AUB	Auburn
BRL	Barley
CBE	Blonde Echo Coordinate
BBM	Bourbon Medium
CBZ	Brazilwood Coordinate
BRW	Brownie
BRM	Brighton Medium
BUT	Butterscotch
CAN	Canyon
CIN	Cinnamon
CIT	Citron
CLA	Classic
CCF	Coffee Coordinate
CLL	Collectors
CCR	Cremello Coordinate
DES	Desert
EAR	Earthy
ECU	Ecru
ESP	Espresso
FLX	Flax
CFL	Florence Walnut Coordinate
CFO	Fossil Coordinate
CGR	Graphite Coordinate
HRV	Harvest
HEN	Henna
CHL	High Line Coordinate
HNY	Honey
CKC	Khaki Coordinate
LGC	Legacy
MCH	Mocha
NTO	Night Owl
NUT	Nut Brown
COA	Oatmeal Cook Coordinate
CPI	Pinnacle Walnut Coordinate
PRL	Praline
SAF	Saffron
SIE	Sienna
CST	Studio Teak Coordinate
TOF	Toffee
TRF	Truffle
VEN	Venetian
CVI	Vintage Coordinate
CWH	Walnut Heights Coordinate
CWE	Weathered Ash Coordinate

Specifications

- Wood Species - Maple.
- Seat is upholstered with 2 1/2" high density polyurethane foam.
- Seat has single needle top stitch detail for added style and durability.
- Back is upholstered with 1" polyurethane foam.
- Mortise and tenon construction with corner blocks, glue and screws.
- Standard with rubber cushion metal glides.

- 4 See a selection of graded in fabric manufacturers and patterns on pages 20-28. Contact Customer Service for additional fabric options.