

## Millie Order Check List:



**Specify:**

- 1. Model Number
- 2. Wood Species - Maple (M)
- 3. Wood Finish/Color
- 4. Fabric Selection - vendor, pattern and color
- 5. Optional Rubber Cushion Nylon Glides - no upcharge

**Example:**

MI853D | M | AUB | MOMENTUM | VOX | MYSTIC  
 (model #) | (wood species) | (finish) | (fabric vendor) | (pattern name) | (pattern color)

**1. Model Number**

**2. Wood Species - Maple (M)**

**3. Finish Options:  
Maple Finish**

CAG	Aged Ash Coordinate	CGR	Graphite Coordinate
ALE	Ale	HRV	Harvest
AUB	Auburn	HEN	Henna
BRL	Barley	CHL	High Line Coordinate
CBE	Blonde Echo Coordinate	HNY	Honey
BBN	Bourbon	CKC	Khaki Coordinate
CBZ	Brazilwood Coordinate	HNY	Honey
BRG	Brighton	LGC	Legacy
BRW	Brownie	MCH	Mocha
BUT	Butterscotch	NTO	Night Owl
CAN	Canyon	NUT	Nut Brown
CIN	Cinnamon	COA	Oatmeal Cookie Coordinat
CIT	Citron	CPI	Pinnacle Walnut Coordinate
CLA	Classic	PRL	Praline
CCF	Coffee Coordinate	PRL	Praline
CLL	Collectors	SAF	Saffron
CCR	Cremello Coordinate	SIE	Sienna
DES	Desert	CST	Studio Teak Coordinate
EAR	Earthy	TOF	Toffee
ECU	Ecru	TRF	Truffle
ESP	Espresso	VEN	Venetian
FLX	Flax	CVI	Vintage Coordinate
CFL	Florence Walnut Coordinate	CWH	Walnut Heights Coordinate
CFO	Fossil Coordinate	CWE	Weathered Ash Coordinate


**All COM orders must include the following:**

- Vendor's name, pattern name and color
- Sample of the fabric attached to the order
- Model numbers of items for fabric application
- Special application instructions (e.g., all stripes will be applied front to back unless specified otherwise)
- Customer and purchase order number


**Ship prepaid COM**

material to:  
 JSI  
 Attn: COM Dept  
 201 East Martin Street  
 Receiving B, Dock 71  
 Orleans, IN 47452

**Application of fabrics:**



Railroaded



Up the Roll

**4. Fabric Selection - Please supply the following:**

- Fabric vendor
- Pattern name
- Pattern color

[For a complete list of JSI Graded-In Fabric click here](#)

- Indicate direction of fabric - Railroaded or Up the Roll
- Please provide illustration, if available

All COM orders will ship at standard lead time from receipt of COM except for orders requiring special custom matched finishes.

**5. Optional Rubber Cushion Nylon Glides - no upcharge**

Description

1 Model

Specifications

List Price Per Grade

Guest Chair



**MI853D**

- upholstered seat and back
- chair is a wallsaver

Dimensions	D	W	H
Overall	21 1/2	18 1/4	33
Seat	15 3/4	16 1/4	18 3/4
Arm			--
Upholstery		Shipping	
COM Ydg	1 1/4	Ctn Wt	15
COL Sq Ft	23	Cu Ft	10

COM	\$867
A	\$879
B	\$903
COL/C	\$945
D	\$999
E	\$1,052
F	\$1,136
G	\$1,225
H	\$1,321
I	\$1,470
J	\$1,649
L1	\$1,291
L2	\$1,410

To Order, Specify:

- 1 Model Number
- 2 Wood Species - Maple (M)
- 3 Wood Frame Finish
- 4 Fabric Selection - vendor, pattern and color
- 5 Optional Rubber Cushion Nylon Glides - no upcharge

3 Wood Finish/Color Options:

Maple	
CAG	Aged Ash Coordinate
ALE	Ale
AUB	Auburn
BRL	Barley
CBE	Blonde Echo Coordinate
BBN	Bourbon
CBZ	Brazilwood Coordinate
BRW	Brownie
BRG	Brighton
BUT	Butterscotch
CAN	Canyon
CIN	Cinnamon
CIT	Citron
CLA	Classic
CCF	Coffee Coordinate
CLL	Collectors
CCR	Cremello Coordinate
DES	Desert
EAR	Earthy
ECU	Ecru
ESP	Espresso
FLX	Flax
CFL	Florence Walnut Coordinate
CFO	Fossil Coordinate
CGR	Graphite Coordinate
HRV	Harvest
HEN	Henna
CHL	High Line Coordinate
HNY	Honey
CKC	Khaki Coordinate
LGC	Legacy
MCH	Mocha
NTO	Night Owl
NUT	Nut Brown
COA	Oatmeal Cook Coordinate
CPI	Pinnacle Walnut Coordinate
PRL	Praline
SAF	Saffron
SIE	Sienna
CST	Studio Teak Coordinate
TOF	Toffee
TRF	Truffle
VEN	Venetian
CVI	Vintage Coordinate
CWH	Walnut Heights Coordinate
CWE	Weathered Ash Coordinate

Specifications

- Wood Species - Maple.
- Seat is upholstered with 2 1/2" high density polyurethane foam.
- Seat has single needle top stitch detail for added style and durability.
- Back is upholstered with 1" polyurethane foam.
- Mortise and tenon construction with corner blocks, glue and screws.
- Standard with rubber cushion metal glides.

- 4 See a selection of graded in fabric manufacturers and patterns on pages 20-28. Contact Customer Service for additional fabric options.

Description

1 Model

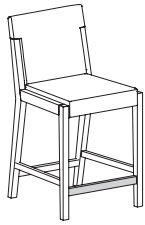
Specifications

List Price Per Grade

Counter Height Stool

**MI854D**

- upholstered seat and back
- stainless steel foot rest



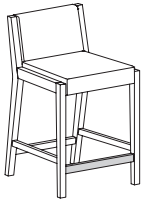
Dimensions	D	W	H
Overall	20 3/4	18 1/4	36 1/4
Seat	15 1/2	15 3/4	23 3/4
Arm			--
Upholstery		Shipping	
COM Ydg	1 1/4	Ctn Wt	17
COL Sq Ft	23	Cu Ft	12

COM	\$1,018
A	\$1,030
B	\$1,054
COL/C	\$1,096
D	\$1,150
E	\$1,203
F	\$1,287
G	\$1,376
H	\$1,472
I	\$1,621
J	\$1,800
L1	\$1,442
L2	\$1,561

Mid-Back Counter Height Stool

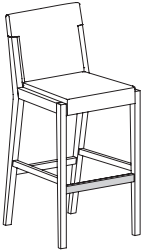
**MI854E**

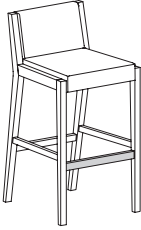
- upholstered seat and back
- stainless steel foot rest



Dimensions	D	W	H
Overall	20 3/4	18 1/4	31 1/2
Seat	15 1/2	15 3/4	23 3/4
Arm			--
Upholstery		Shipping	
COM Ydg	1 1/4	Ctn Wt	16
COL Sq Ft	23	Cu Ft	11

COM	\$1,013
A	\$1,024
B	\$1,045
COL/C	\$1,083
D	\$1,131
E	\$1,179
F	\$1,255
G	\$1,335
H	\$1,421
I	\$1,555
J	\$1,716
L1	\$1,394
L2	\$1,502

Description	1 Model	Specifications			List Price Per Grade	
<b>Barstool</b> 	<b>MI858D</b> · upholstered seat and back · stainless steel foot rest	<b>Dimensions</b>	<b>D</b>	<b>W</b>	<b>H</b>	COM \$1,018
		Overall	20 3/4	18 1/4	42 1/4	
		Seat	15 1/2	15 3/4	29 3/4	B \$1,054
		Arm			--	COL/C \$1,096
		<b>Upholstery</b>	<b>Shipping</b>			D \$1,150
		COM Ydg	1 1/4	Ctn Wt	18	E \$1,203
		COL Sq Ft	23	Cu Ft	12	F \$1,287
						G \$1,376
						H \$1,472
						I \$1,621
						J \$1,800
						L1 \$1,442
						L2 \$1,561

Description	1 Model	Specifications			List Price Per Grade	
<b>Mid-Back Barstool</b> 	<b>MI858E</b> · upholstered seat and back · stainless steel foot rest	<b>Dimensions</b>	<b>D</b>	<b>W</b>	<b>H</b>	COM \$1,013
		Overall	20 3/4	18 1/4	37 1/2	
		Seat	15 1/2	15 3/4	29 3/4	B \$1,045
		Arm			--	COL/C \$1,083
		<b>Upholstery</b>	<b>Shipping</b>			D \$1,131
		COM Ydg	1 1/4	Ctn Wt	17	E \$1,179
		COL Sq Ft	23	Cu Ft	11	F \$1,255
						G \$1,335
						H \$1,421
						I \$1,555
						J \$1,716
						L1 \$1,394
						L2 \$1,502

**To Order, Specify:**

- 1 Model Number
- 2 Wood Species - Maple (M)
- 3 Wood Frame Finish
- 4 Fabric Selection - vendor, pattern and color
- 5 Optional Rubber Cushion Nylon Glides - no upcharge

**3 Wood Finish/Color Options:**

- Maple**
- |                                |                                |
|--------------------------------|--------------------------------|
| CAG Aged Ash Coordinate        | CFO Fossil Coordinate          |
| ALE Ale                        | CGR Graphite Coordinate        |
| AUB Auburn                     | HRV Harvest                    |
| BRL Barley                     | HEN Henna                      |
| CBE Blonde Echo Coordinate     | CHL High Line Coordinate       |
| BBN Bourbon                    | HNY Honey                      |
| CBZ Brazilwood Coordinate      | CKC Khaki Coordinate           |
| BRW Brownie                    | LGC Legacy                     |
| BRG Brighton                   | MCH Mocha                      |
| BUT Butterscotch               | NTO Night Owl                  |
| CAN Canyon                     | NUT Nut Brown                  |
| CIN Cinnamon                   | COA Oatmeal Cook Coordinate    |
| CIT Citron                     | CPI Pinnacle Walnut Coordinate |
| CLA Classic                    | PRL Praline                    |
| CCF Coffee Coordinate          | SAF Saffron                    |
| CLL Collectors                 | SIE Sienna                     |
| CCR Cremello Coordinate        | CST Studio Teak Coordinate     |
| DES Desert                     | TOF Toffee                     |
| EAR Earthy                     | TRF Truffle                    |
| ECU Ecu                        | VEN Venetian                   |
| ESP Espresso                   | CVI Vintage Coordinate         |
| FLX Flax                       | CWH Walnut Heights Coordinate  |
| CFL Florence Walnut Coordinate | CWE Weathered Ash Coordinate   |

4 See a selection of graded in fabric manufacturers and patterns on pages 20-28. Contact Customer Service for additional fabric options.

**Specifications**

- Wood Species - Maple.
- Seat is upholstered with 2 1/2" high density polyurethane foam.
- Seat has single needle top stitch detail for added style and durability.
- Back is upholstered with 1" polyurethane foam.
- Mortise and tenon construction with corner blocks, glue and screws.
- Standard with rubber cushion metal glides.