

Newton Order Check List:



NEWTON

Specify:

- 1. Model Number
- 2. Fabric Selection - vendor, pattern and color
- 3. Base and Arm Selections - standard with black polyurethane base and arms
 - A. Aluminum Base Only - add \$99 list
 - B. Aluminum Base and arms with black polyurethane arm caps - add \$160 list
 - C. Optional Base Glides - add \$14 list
 - D. Optional Black Pneumatic Jury Base - add \$176 list
- 4. Optional Mid-Pivot Mechanism - add \$126 list

Example:

NW5100 | MOMENTUM | VOX | MYSTIC
 (model #) | (fabric vendor) | (pattern name) | (pattern color)

1. Model Number

All COM orders will ship at standard lead time from receipt of COM except for orders requiring special custom matched finishes.

2. Fabric Selection - Please supply the following:

- Fabric vendor
- Pattern name
- Pattern color

[For a complete list of JSI Graded-In Fabric click here](#)

When specifying contrasting upholstery, indicate clearly which upholstery is to be applied to the seat, back and arms. Use higher grade pricing.

- Indicate direction of fabric - Railroaded or Up the Roll
- Please provide illustration, if available

All COM orders must include the following:

- Vendor's name, pattern name and color
- Sample of the fabric attached to order
- Model numbers of items for fabric application
- Special application instructions (e.g., all stripes will be applied front to back unless specified otherwise)
- Customer and purchase order number

Ship prepaid COM material to:
 JSI
 Attn: COM Dept
 201 East Martin Street
 Receiving B, Dock 71
 Orleans, IN 47452

Application of fabric:
 Railroaded Up the Roll



3. Base and Arm Selections - standard with black polyurethane base and arms

- A. Aluminum Base Only - add \$99 list
- B. Aluminum Base and arms with black polyurethane arm caps - add \$160 list
- C. Optional Base Glides - add \$14 list



D. Optional Black Pneumatic Jury Base - add \$176 list



Pneumatic lift- NOT self-centering - Standard

4. Pneumatic Swivel Tilt Control (Standard) -







Optional mid-pivot mechanism with tilt lock - add \$126 list



NEWTON STANDARD SCALE





NEWTON

Description	Model	Specifications	List Price Per Grade
Standard Scale Management Mid Back  	NW5100 · armless · black polyurethane base · overall height range is 36 ½ - 40 ¼ · seat height range is 16 ¾ - 20 ½ · jury base not available on JSI Quickship program	Dimensions	COM \$976
		Overall	D 26 ½ W 26 ½ H 40 ¼
		Seat	B \$1,023
		Upholstery	COL/C \$1,076
		COM Ydg 1 ¾	D \$1,145
		COL Sq Ft 32	E \$1,215
		Shipping	F \$1,322
		Ctn Wt 34	G \$1,437
		Cu Ft 17	H \$1,560
			I \$1,752
			J \$1,982
			L1 \$1,522
			L2 \$1,675

Standard Scale Management Mid Back  	NW5110 · black polyurethane arms and base · overall height range is 36 ½ - 40 ¼ · seat height range is 16 ¾ - 20 ½ · arm height range is 25 ¼ - 29 · jury base not available on JSI Quickship program	Dimensions	COM \$1,102
		Overall	D 26 ½ W 26 ½ H 40 ¼
		Seat	B \$1,149
		Arm	COL/C \$1,202
		Upholstery	D \$1,271
		COM Ydg 1 ¾	E \$1,341
		COL Sq Ft 32	F \$1,448
		Shipping	G \$1,563
		Ctn Wt 38	H \$1,686
		Cu Ft 17	I \$1,878
			J \$2,108
			L1 \$1,648
			L2 \$1,801

Standard Scale Executive High Back  	NW5120 · armless · black polyurethane base · overall height range is 44 ¾ - 48 ½ · seat height range is 16 ¾ - 20 ½ · jury base not available on JSI Quickship program	Dimensions	COM \$1,194
		Overall	D 26 ½ W 26 ½ H 48 ½
		Seat	B \$1,247
		Upholstery	COL/C \$1,309
		COM Ydg 2	D \$1,388
		COL Sq Ft 36	E \$1,467
		Shipping	F \$1,589
		Ctn Wt 42	G \$1,721
		Cu Ft 19	H \$1,861
			I \$2,081
			J \$2,344
			L1 \$1,817
			L2 \$1,993

Standard Scale Executive High Back  	NW5121 · black polyurethane arms and base · overall height range is 44 ¾ - 48 ½ · seat height range is 16 ¾ - 20 ½ · arm height range is 25 ¼ - 29 · jury base not available on JSI Quickship program	Dimensions	COM \$1,334
		Overall	D 26 ½ W 26 ½ H 48 ½
		Seat	B \$1,387
		Arm	COL/C \$1,449
		Upholstery	D \$1,528
		COM Ydg 2	E \$1,607
		COL Sq Ft 36	F \$1,729
		Shipping	G \$1,861
		Ctn Wt 46	H \$2,001
		Cu Ft 19	I \$2,221
			J \$2,484
			L1 \$1,957
			L2 \$2,133

GRAND SCALE

Description	1 Model	Specifications				List Price Per Grade	
Grand Scale Management Mid Back 	NW5130 · armless · black polyurethane base · overall height range is 37 ½ - 41 ¼ · seat height range is 16 ¾ - 20 ½ · jury base not available on JSI Quickship program	Dimensions		D	W	H	COM \$1,015
		Overall	26 ½	26 ½	41 ¼	A \$1,031	
		Seat	19 ¼	21 ¼	20 ½	B \$1,062	
		Upholstery		Shipping		COL/C \$1,115	
		COM Ydg	1 ¾	Ctn Wt	36	D \$1,184	
		COL Sq Ft	32	Cu Ft	17	E \$1,254	
						F \$1,361	
						G \$1,476	
						H \$1,599	
						I \$1,791	

Grand Scale Management Mid Back 	NW5140 · black polyurethane arms and base · overall height range is 37 ½ - 41 ¼ · seat height range is 16 ¾ - 20 ½ · arm height range is 25 ¼ - 29 · jury base not available on JSI Quickship program	Dimensions		D	W	H	COM \$1,144
		Overall	26 ½	26 ½	41 ¼	A \$1,160	
		Seat	19 ¼	21 ¼	20 ½	B \$1,191	
		Arm			29	COL/C \$1,244	
		Upholstery		Shipping		D \$1,313	
		COM Ydg	1 ¾	Ctn Wt	40	E \$1,383	
		COL Sq Ft	32	Cu Ft	17	F \$1,490	
						G \$1,605	
						H \$1,728	
						I \$1,920	

Grand Scale Executive High Back 	NW5151 · black polyurethane arms and base · overall height range is 45 ¾ - 49 ½ · seat height range is 16 ¾ - 20 ½ · arm height range is 25 ¼ - 29 · jury base not available on JSI Quickship program	Dimensions		D	W	H	COM \$1,371
		Overall	26 ½	26 ½	49 ½	A \$1,391	
		Seat	19 ¼	21 ¼	20 ½	B \$1,431	
		Arm			29	COL/C \$1,500	
		Upholstery		Shipping		D \$1,589	
		COM Ydg	2 ¼	Ctn Wt	48	E \$1,678	
		COL Sq Ft	41	Cu Ft	19	F \$1,816	
						G \$1,964	
						H \$2,122	
						I \$2,368	

To Order, Specify:

- 1 Model Number
- 2 Fabric Selection - vendor, pattern and color
- 3 Base and Arm Selections - standard with black polyurethane base and arms
 - A. Aluminum Base Only - add \$99 list
 - B. Aluminum Base and Arms with black polyurethane arm caps - add \$160 list
 - C. Base Glides - add \$14 list
 - D. Black Pneumatic Jury Base - add \$176 list
- 4 Optional Mid-Pivot Mechanism (MP) - add \$126 list

2 See a selection of graded in fabric manufacturers and patterns on pages 20-28. Contact Customer Service for additional fabric options.

Specifications

- Wood species - Solid Birch plywood.
- Mortise and tenon construction with corner blocks, glue and screws.
- Seat has 3 ½" polyurethane foam with Dacron® wrap.
- Back has synthetic sheet webbing and 1" polyurethane foam.
- All models standard with swivel, tilt, pneumatic lift, tension adjustment and dual wheel casters.

When ordering Quickship products, place a "Q" in front of model number.
 Example: QNW5121

