

Newton Order Check List:



NEWTON

Specify:

- 1. Model Number
- 2. Fabric Selection - vendor, pattern and color
- 3. Base and Arm Selections - standard with black polyurethane base and arms
 - A. Aluminum Base Only - add \$95 list
 - B. Aluminum Base and arms with black polyurethane arm caps - add \$248 list
 - C. Optional Base Glides - add \$13 list
 - D. Optional Black Pneumatic Jury Base - add \$170 list
- 4. Optional Mid-Pivot Mechanism - add \$121 list

Example:

NW5100 | MOMENTUM | VOX | MYSTIC
 (model #) | (fabric vendor) | (pattern name) | (pattern color)

1. Model Number

All COM orders will ship at standard lead time from receipt of COM except for orders requiring special custom matched finishes.

2. Fabric Selection - Please supply the following:

- Fabric vendor
- Pattern name
- Pattern color

[For a complete list of JSI Graded-In Fabric click here](#)

When specifying contrasting upholstery, indicate clearly which upholstery is to be applied to the seat, back and arms. Use higher grade pricing.


- Indicate direction of fabric - Railroaded or Up the Roll
- Please provide illustration, if available

All COM orders must include the following:

- Vendor's name, pattern name and color
- Sample of the fabric attached to order
- Model numbers of items for fabric application
- Special application instructions (e.g., all stripes will be applied front to back unless specified otherwise)
- Customer and purchase order number

Ship prepaid COM material to:
 JSI
 Attn: COM Dept
 201 East Martin Street
 Receiving B Dock 72
 Orleans, IN 47452

Application of fabric:
 Railroaded Up the Roll



3. Base and Arm Selections - standard with black polyurethane base and arms

- A. Aluminum Base Only - add \$95 list
- B. Aluminum Base and arms with black polyurethane arm caps - add \$248 list
- C. Optional Base Glides - add \$13 list



D. Optional Black Pneumatic Jury Base - add \$170 list



Pneumatic lift- NOT self-centering - Standard

4. Pneumatic Swivel Tilt Control (Standard) -







Optional mid-pivot mechanism with tilt lock - add \$121 list



NEWTON STANDARD SCALE





NEWTON



Description	Model	Specifications	List Price Per Grade
Standard Scale Management Mid Back  	NW5100 · armless · black polyurethane base · overall height range is 36 ½ - 40 ¼ · seat height range is 16 ¾ - 20 ½ · jury base not available on JSI Quickship program	Dimensions	COM \$938
		Overall	D 26 ½ W 26 ½ H 40 ¼
		Seat	B \$989
		Upholstery	COL/C \$1,049
		COM Ydg	D \$1,124
		COL Sq Ft	E \$1,200
		Shipping	F \$1,279
		Ctn Wt	G \$1,392
		Cu Ft	H \$1,515
			I \$1,704
			J \$1,929
			L1 \$1,416
			L2 \$1,537



Standard Scale Management Mid Back  	NW5110 · black polyurethane arms and base · overall height range is 36 ½ - 40 ¼ · seat height range is 16 ¾ - 20 ½ · arm height range is 25 ¼ - 29 · jury base not available on JSI Quickship program	Dimensions	COM \$1,060
		Overall	D 26 ½ W 26 ½ H 40 ¼
		Seat	B \$1,112
		Arm	COL/C \$1,171
		Upholstery	D \$1,245
		COM Ydg	E \$1,321
		COL Sq Ft	F \$1,401
		Shipping	G \$1,515
		Ctn Wt	H \$1,637
		Cu Ft	I \$1,825
			J \$2,052
			L1 \$1,538
			L2 \$1,658



Standard Scale Executive High Back  	NW5120 · armless · black polyurethane base · overall height range is 44 ¾ - 48 ½ · seat height range is 16 ¾ - 20 ½ · jury base not available on JSI Quickship program	Dimensions	COM \$1,148
		Overall	D 26 ½ W 26 ½ H 48 ½
		Seat	B \$1,205
		Upholstery	COL/C \$1,272
		COM Ydg	D \$1,360
		COL Sq Ft	E \$1,447
		Shipping	F \$1,538
		Ctn Wt	G \$1,667
		Cu Ft	H \$1,804
			I \$2,021
			J \$2,281
			L1 \$1,693
			L2 \$1,831

Standard Scale Executive High Back  	NW5121 · black polyurethane arms and base · overall height range is 44 ¾ - 48 ½ · seat height range is 16 ¾ - 20 ½ · arm height range is 25 ¼ - 29 · jury base not available on JSI Quickship program	Dimensions	COM \$1,283
		Overall	D 26 ½ W 26 ½ H 48 ½
		Seat	B \$1,341
		Arm	COL/C \$1,408
		Upholstery	D \$1,496
		COM Ydg	E \$1,581
		COL Sq Ft	F \$1,673
		Shipping	G \$1,802
		Ctn Wt	H \$1,941
		Cu Ft	I \$2,157
			J \$2,416
			L1 \$1,829
			L2 \$1,968

GRAND SCALE

Description	1 Model	Specifications				List Price Per Grade	
Grand Scale Management Mid Back  	NW5130 · armless · black polyurethane base · overall height range is 37 ½ - 41 ¼ · seat height range is 16 ¾ - 20 ½ · jury base not available on JSI Quickship program	Dimensions		D	W	H	COM \$976
		Overall	26 ½	26 ½	41 ¼	A \$993	
		Seat	19 ¼	21 ¼	20 ½	B \$1,028	
		Upholstery		Shipping		COL/C \$1,087	
		COM Ydg	1 ¾	Ctn Wt	36	D \$1,161	
		COL Sq Ft	32	Cu Ft	17	E \$1,238	
						F \$1,317	
						G \$1,430	
						H \$1,553	
						I \$1,741	
						J \$1,969	
						L1 \$1,454	
						L2 \$1,574	

Grand Scale Management Mid Back  	NW5140 · black polyurethane arms and base · overall height range is 37 ½ - 41 ¼ · seat height range is 16 ¾ - 20 ½ · arm height range is 25 ¼ - 29 · jury base not available on JSI Quickship program	Dimensions		D	W	H	COM \$1,100
		Overall	26 ½	26 ½	41 ¼	A \$1,119	
		Seat	19 ¼	21 ¼	20 ½	B \$1,152	
		Arm			29	COL/C \$1,211	
		Upholstery		Shipping		D \$1,286	
		COM Ydg	1 ¾	Ctn Wt	40	E \$1,362	
		COL Sq Ft	32	Cu Ft	17	F \$1,442	
						G \$1,555	
						H \$1,677	
						I \$1,866	
						J \$2,092	
						L1 \$1,577	
						L2 \$1,700	

Grand Scale Executive High Back  	NW5151 · black polyurethane arms and base · overall height range is 45 ¾ - 49 ½ · seat height range is 16 ¾ - 20 ½ · arm height range is 25 ¼ - 29 · jury base not available on JSI Quickship program	Dimensions		D	W	H	COM \$1,318
		Overall	26 ½	26 ½	49 ½	A \$1,341	
		Seat	19 ¼	21 ¼	20 ½	B \$1,385	
		Arm			29	COL/C \$1,460	
		Upholstery		Shipping		D \$1,557	
		COM Ydg	2 ¼	Ctn Wt	48	E \$1,654	
		COL Sq Ft	41	Cu Ft	19	F \$1,758	
						G \$1,902	
						H \$2,059	
						I \$2,304	
						J \$2,594	
						L1 \$1,932	
						L2 \$2,088	

To Order, Specify:

- 1 Model Number
- 2 Fabric Selection - vendor, pattern and color
- 3 Base and Arm Selections - standard with black polyurethane base and arms
 - A. Aluminum Base Only - add \$95 list
 - B. Aluminum Base and Arms with black polyurethane arm caps - add \$248 list
 - C. Base Glides - add \$13 list
 - D. Black Pneumatic Jury Base - add \$170 list
- 4 Optional Mid-Pivot Mechanism (MP) - add \$121 list

2 See a selection of graded in fabric manufacturers and patterns on pages 20-28. Contact Customer Service for additional fabric options.

Specifications

- Wood species - Solid Birch plywood.
- Mortise and tenon construction with corner blocks, glue and screws.
- Seat has 3 ½" polyurethane foam with Dacron® wrap.
- Back has synthetic sheet webbing and 1" polyurethane foam.
- All models standard with swivel, tilt, pneumatic lift, tension adjustment and dual wheel casters.

When ordering Quickship products, place a "Q" in front of model number.
 Example: QNW5121



NEWTON