

# Newton Order Check List:



NEWTON

**Specify:**

- 1. Model Number
- 2. Fabric Selection - vendor, pattern and color
- 3. Base and Arm Selections - standard with black polyurethane base and arms
  - A. Aluminum Base Only - add \$95 list
  - B. Aluminum Base and arms with black polyurethane arm caps - add \$248 list
  - C. Optional Base Glides - add \$13 list
  - D. Optional Black Pneumatic Jury Base - add \$170 list
- 4. Optional Mid-Pivot Mechanism - add \$121 list

**Example:**

NW5100 | MOMENTUM | VOX | MYSTIC  
 (model #) | (fabric vendor) | (pattern name) | (pattern color)

**1. Model Number**

All COM orders will ship at standard lead time from receipt of COM except for orders requiring special custom matched finishes.

**2. Fabric Selection - Please supply the following:**

- Fabric vendor
- Pattern name
- Pattern color

[For a complete list of JSI Graded-In Fabric click here](#)

When specifying contrasting upholstery, indicate clearly which upholstery is to be applied to the seat, back and arms. Use higher grade pricing.


- Indicate direction of fabric - Railroaded or Up the Roll
- Please provide illustration, if available

**All COM orders must include the following:**

- Vendor's name, pattern name and color
- Sample of the fabric attached to order
- Model numbers of items for fabric application
- Special application instructions (e.g., all stripes will be applied front to back unless specified otherwise)
- Customer and purchase order number

Ship prepaid COM material to:  
 JSI  
 Attn: COM Dept  
 201 East Martin Street  
 Receiving B, Dock 71  
 Orleans, IN 47452

Application of fabric:  
 Railroaded      Up the Roll



**3. Base and Arm Selections - standard with black polyurethane base and arms**

- A. Aluminum Base Only - add \$95 list
- B. Aluminum Base and arms with black polyurethane arm caps - add \$248 list
- C. Optional Base Glides - add \$13 list



**D. Optional Black Pneumatic Jury Base - add \$170 list**



Pneumatic lift- NOT self-centering - Standard

**4. Pneumatic Swivel Tilt Control (Standard) -**







Optional mid-pivot mechanism with tilt lock - add \$121 list



# NEWTON STANDARD SCALE





NEWTON



Description	① Model	Specifications	List Price Per Grade
Standard Scale Management Mid Back  	<b>NW5100</b> · armless · black polyurethane base · overall height range is 36 ½ - 40 ¼ · seat height range is 16 ¾ - 20 ½ · jury base not available on JSI Quickship program	<b>Dimensions</b>	<b>COM \$938</b>
		Overall	D 26 ½    W 26 ½    H 40 ¼
		Seat	B \$989
		<b>Upholstery</b>	COL/C \$1,049
		COM Ydg 1 ¾	D \$1,124
		COL Sq Ft 32	E \$1,200
		<b>Shipping</b>	F \$1,279
		Ctn Wt 34	G \$1,392
		Cu Ft 17	H \$1,515
			I \$1,704
			J \$1,929
			L1 \$1,416
			L2 \$1,537



Standard Scale Management Mid Back  	<b>NW5110</b> · black polyurethane arms and base · overall height range is 36 ½ - 40 ¼ · seat height range is 16 ¾ - 20 ½ · arm height range is 25 ¼ - 29 · jury base not available on JSI Quickship program	<b>Dimensions</b>	<b>COM \$1,060</b>
		Overall	D 26 ½    W 26 ½    H 40 ¼
		Seat	B \$1,112
		Arm	COL/C \$1,171
		<b>Upholstery</b>	D \$1,245
		COM Ydg 1 ¾	E \$1,321
		COL Sq Ft 32	F \$1,401
		<b>Shipping</b>	G \$1,515
		Ctn Wt 38	H \$1,637
		Cu Ft 17	I \$1,825
			J \$2,052
			L1 \$1,538
			L2 \$1,658



Standard Scale Executive High Back  	<b>NW5120</b> · armless · black polyurethane base · overall height range is 44 ¾ - 48 ½ · seat height range is 16 ¾ - 20 ½ · jury base not available on JSI Quickship program	<b>Dimensions</b>	<b>COM \$1,148</b>
		Overall	D 26 ½    W 26 ½    H 48 ½
		Seat	B \$1,205
		<b>Upholstery</b>	COL/C \$1,272
		COM Ydg 2	D \$1,360
		COL Sq Ft 36	E \$1,447
		<b>Shipping</b>	F \$1,538
		Ctn Wt 42	G \$1,667
		Cu Ft 19	H \$1,804
			I \$2,021
			J \$2,281
			L1 \$1,693
			L2 \$1,831

Standard Scale Executive High Back  	<b>NW5121</b> · black polyurethane arms and base · overall height range is 44 ¾ - 48 ½ · seat height range is 16 ¾ - 20 ½ · arm height range is 25 ¼ - 29 · jury base not available on JSI Quickship program	<b>Dimensions</b>	<b>COM \$1,283</b>
		Overall	D 26 ½    W 26 ½    H 48 ½
		Seat	B \$1,341
		Arm	COL/C \$1,408
		<b>Upholstery</b>	D \$1,496
		COM Ydg 2	E \$1,581
		COL Sq Ft 36	F \$1,673
		<b>Shipping</b>	G \$1,802
		Ctn Wt 46	H \$1,941
		Cu Ft 19	I \$2,157
			J \$2,416
			L1 \$1,829
			L2 \$1,968

**GRAND SCALE**

Description	1 Model	Specifications			List Price Per Grade	
<b>Grand Scale Management Mid Back</b>  	<b>NW5130</b> · armless · black polyurethane base · overall height range is 37 ½ - 41 ¼ · seat height range is 16 ¾ - 20 ½ · jury base not available on JSI Quickship program	<b>Dimensions</b>	<b>D</b>	<b>W</b>	<b>H</b>	<b>COM</b> \$976
		Overall	26 ½	26 ½	41 ¼	A \$993
		Seat	19 ¼	21 ¼	20 ½	B \$1,028
		<b>Upholstery</b>	<b>Shipping</b>			COL/C \$1,087
		COM Ydg	1 ¾	Ctn Wt	36	D \$1,161
		COL Sq Ft	32	Cu Ft	17	E \$1,238
						F \$1,317
						G \$1,430
						H \$1,553
						I \$1,741
						J \$1,969
						L1 \$1,454
						L2 \$1,574

<b>Grand Scale Management Mid Back</b>  	<b>NW5140</b> · black polyurethane arms and base · overall height range is 37 ½ - 41 ¼ · seat height range is 16 ¾ - 20 ½ · arm height range is 25 ¼ - 29 · jury base not available on JSI Quickship program	<b>Dimensions</b>	<b>D</b>	<b>W</b>	<b>H</b>	<b>COM</b> \$1,100
		Overall	26 ½	26 ½	41 ¼	A \$1,119
		Seat	19 ¼	21 ¼	20 ½	B \$1,152
		Arm			29	COL/C \$1,211
		<b>Upholstery</b>	<b>Shipping</b>			D \$1,286
		COM Ydg	1 ¾	Ctn Wt	40	E \$1,362
		COL Sq Ft	32	Cu Ft	17	F \$1,442
						G \$1,555
						H \$1,677
						I \$1,866
						J \$2,092
						L1 \$1,577
						L2 \$1,700

<b>Grand Scale Executive High Back</b>  	<b>NW5151</b> · black polyurethane arms and base · overall height range is 45 ¾ - 49 ½ · seat height range is 16 ¾ - 20 ½ · arm height range is 25 ¼ - 29 · jury base not available on JSI Quickship program	<b>Dimensions</b>	<b>D</b>	<b>W</b>	<b>H</b>	<b>COM</b> \$1,318
		Overall	26 ½	26 ½	49 ½	A \$1,341
		Seat	19 ¼	21 ¼	20 ½	B \$1,385
		Arm			29	COL/C \$1,460
		<b>Upholstery</b>	<b>Shipping</b>			D \$1,557
		COM Ydg	2 ¼	Ctn Wt	48	E \$1,654
		COL Sq Ft	41	Cu Ft	19	F \$1,758
						G \$1,902
						H \$2,059
						I \$2,304
						J \$2,594
						L1 \$1,932
						L2 \$2,088

**To Order, Specify:**

- 1 Model Number
- 2 Fabric Selection - vendor, pattern and color
- 3 Base and Arm Selections - standard with black polyurethane base and arms
  - A. Aluminum Base Only - add \$95 list
  - B. Aluminum Base and Arms with black polyurethane arm caps - add \$248 list
  - C. Base Glides - add \$13 list
  - D. Black Pneumatic Jury Base - add \$170 list
- 4 Optional Mid-Pivot Mechanism (MP) - add \$121 list

2 See a selection of graded in fabric manufacturers and patterns on pages 20-28. Contact Customer Service for additional fabric options.

**Specifications**

- Wood species - Solid Birch plywood.
- Mortise and tenon construction with corner blocks, glue and screws.
- Seat has 3 ½" polyurethane foam with Dacron® wrap.
- Back has synthetic sheet webbing and 1" polyurethane foam.
- All models standard with swivel, tilt, pneumatic lift, tension adjustment and dual wheel casters.

When ordering Quickship products, place a "Q" in front of model number.  
 Example: QNW5121

**NOW!**  
 Need it.  
 JSI Quickship