



## Poet - Overview


### Peb Lounge Seating




Single Seat  
[See page PL10](#)



Two Seat  
[See page PL11](#)



Three Seat  
[See page PL12](#)

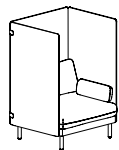


Three Seat Center Bench  
[See page PL13](#)

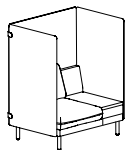


Three Seat Center Table  
[See page PL14](#)

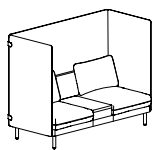
### Peb Lounge with Privacy Surround



Single w/Bolster  
[See page PL15](#)



Single w/ Table  
[See page PL16](#)

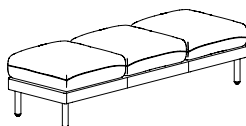


Two Seat w/ Table  
[See page PL17](#)

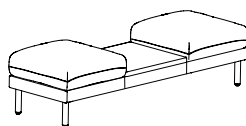
### Peb Bench



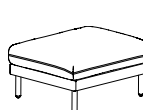
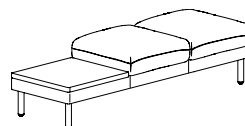
Two Seat  
[See page PL18](#)



Three Seat  
[See page PL19](#)




Two Seat w/ Table  
[See page PL20](#)




Single Modular  
[See page PL41](#)


### Peb Modular Seating - Arm




Two Seat  
[See page PL22](#)





Two Seat  
[See page PL23](#)





Three Seat  
[See page PL24](#)



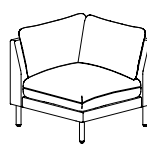
Single or Two Seat w/ Peninsula Arm  
[See page PL25](#)



Single or Two Seat w/ Table  
[See page PL27](#)




Chaise  
[See page PL29](#)




Corner  
[See page PL30](#)

### Peb Modular Seating - Armless




Two Seat  
[See page PL31](#)





Two Seat  
[See page PL32](#)




Three Seat  
[See page PL33](#)




Single or Two Seat w/ Peninsula Arm  
[See page PL34](#)





Two Seat w/ Bench  
[See page PL35](#)



Single Seat w/ Table  
[See page PL37](#)




Two Seat w/ Table  
[See page PL38](#)




Two Seat w/ Two Tables  
[See page PL40](#)

## Poet - Overview

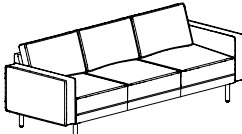
### Cube Lounge Seating



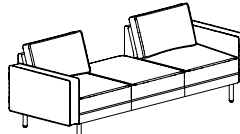
Single Seat  
[See page PL42](#)



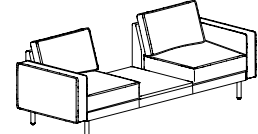
Two Seat  
[See page PL43](#)



Three Seat  
[See page PL44](#)

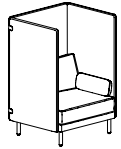


Three Seat Center Bench  
[See page PL45](#)

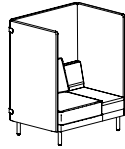


Three Seat Center Table  
[See page PL46](#)

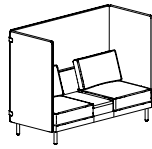
### Cube Lounge with Privacy Surround



Single w/Bolster  
[See page PL47](#)



Single w/ Table  
[See page PL48](#)

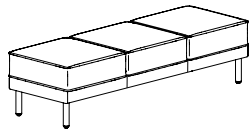


Two Seat w/ Table  
[See page PL49](#)

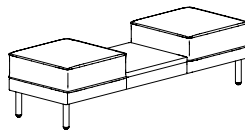
### Cube Bench



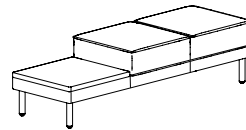
Two Seat  
[See page PL50](#)



Three Seat  
[See page PL51](#)



Two Seat w/ Table  
[See page PL52](#)

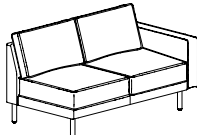


Single Modular  
[See page PL73](#)

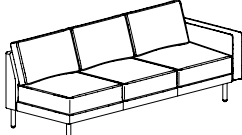
### Cube Modular Seating - Arm




Two Seat  
[See page PL54](#)




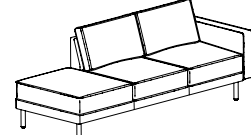
Two Seat  
[See page PL55](#)



Three Seat  
[See page PL56](#)




Single or Two Seat w/ Peninsula Arm  
[See page PL57](#)



Single or Two Seat w/ Table  
[See page PL59](#)




Chaise  
[See page PL61](#)




Corner  
[See page PL62](#)

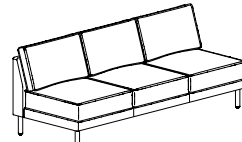
### Cube Modular Seating - Armless




Two Seat  
[See page PL63](#)




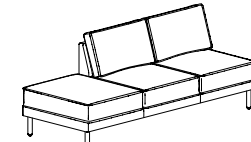
Two Seat  
[See page PL64](#)




Three Seat  
[See page PL65](#)




Single or Two Seat w/ Peninsula Arm  
[See page PL66](#)




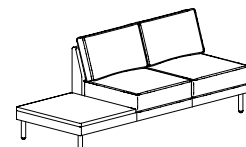
Two Seat w/ Bench  
[See page PL67](#)



Single Seat w/Table  
[See page PL69](#)



Two Seat w/ Table  
[See page PL70](#)



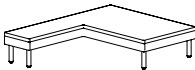
Two Seat w/ Two Tables  
[See page PL72](#)

Poet - Overview

Modular Table

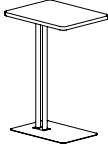


Corner Table  
[See page PL74](#)



Wrap Table  
[See page PL76](#)

Freestanding Table

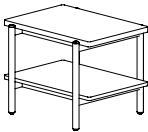


Pull Up Table  
[See page PL77](#)

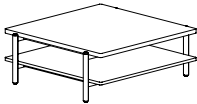
Wood Legs



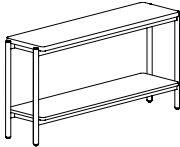
Round Side  
[See page PL77](#)



Rectangular Side  
[See page PL77](#)



Coffee  
[See page PL78](#)

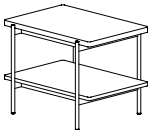


Console  
[See page PL78](#)

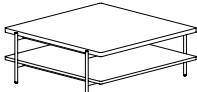
Metal Legs



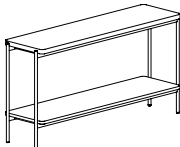
Round Side  
[See page PL79](#)



Rectangular Side  
[See page PL79](#)

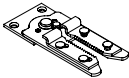
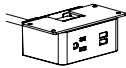


Coffee  
[See page PL80](#)



Console  
[See page PL80](#)

Accessories



[See page 81](#)

## Poet Lounge Order Check List:



### Specify:


- ☐ 1. Model Number
- ☐ 2. Upholstery Selection
  - A. Single Upholstery Models - Vendor, Pattern and Color
  - B. Multiple Upholstery Models (per zone as applicable per model) - Vendor, Pattern and Color
- ☐ 3. Pocket - select arm, leather accent color, upholstery
- ☐ 4. Accent Strap - fabric, brown leather or black leather
- ☐ 5. Top Surface Material - specify material and finish
- ☐ 6. Foot Option - specify wood or metal foot and finish
- ☐ 7. Leg Option - specify wood or metal foot and finish
- ☐ 8. Power Option - specify location and color
- ☐ 9. Ganging Option - specify yes or no

### Example:


PLPF21 (model #)	Momentum (fabric vendor)	Fuse (pattern name)	Pepper (pattern color)	NP (pocket)	MF (foot option)	ASL (foot finish)
---------------------	-----------------------------	------------------------	---------------------------	----------------	---------------------	----------------------

### 1. Model Number

Poet offers two distinct looks combined into one series. Select Peb models for a relaxed style or Cube for a tailored lines. All models are available in each style.




Poet - Peb  
PLP \_\_\_\_



Poet - Cube  
PLC \_\_\_\_

Ship prepaid COM material to:

JSI  
Attn: COM Department  
201 East Martin Street  
Receiving B, Dock 71  
Orleans, IN 47452



Seating: Up the Roll

### 2a. Upholstery Selection

Please supply the following:  
Upholstery vendor/Pattern name/Pattern color

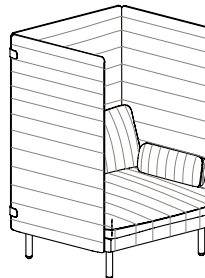
[For a complete list of JSI Graded-In Fabric click here](#)

- Indicate direction of fabric - Railroaded or Up the Roll
- Please provide illustration, if available


All COM orders must include the following:

- Vendor's name, pattern and color
- Sample of the fabric attached to the order
- Model numbers of items for fabric application
- Special application instructions
- Customer and purchase order number

All COM orders will ship at standard lead time from receipt of COM except for orders requiring special custom matched finishes.



Surround: Railroaded  
\*Leather unavailable



Corner Units: Seat surfaces run diagonal

Upholstery Application

Poet offers the ability to be specified with multiple upholsteries to create a unique look.

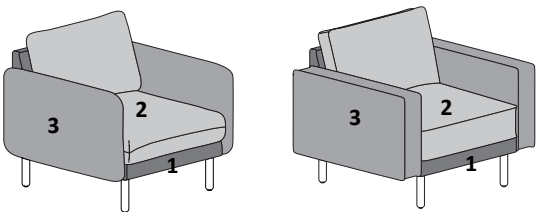
Models ending with a \_M designate multiple upholstery zones will be specified. Refer to each product page for upholstery yardage for the complete unit as well as per zone.

Models not ending in a \_M will be upholstered in the single upholstery for the complete unit.

Both uphosltery styles are presented in the price list and eTools.

Examples of uphosltery zones and how to calculate pricing is provided below. Upholstery zones are defined by the style of the unit and are called out on each product page. When specifying multiple upholstery, make sure to identify specific yardage per zone. This can be found at the top of each product page.

Lounge with Arms



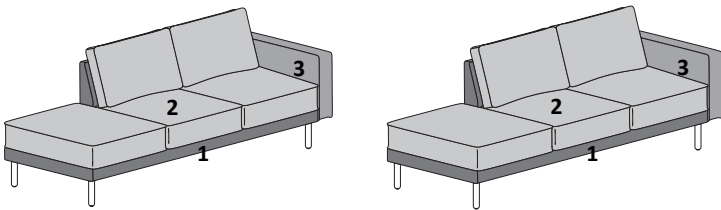
- Zone 1 = Frame
- Zone 2 = Seat and Back Cushion
- Zone 3 = Arms

Lounge with Privacy Surround & Bolster



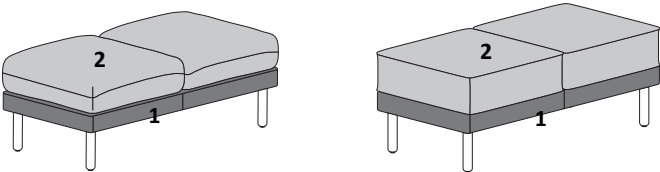
- Zone 1 = Frame (Apron & Surround)
- Zone 2 = Seat and Back Cushion
- Zone 3 = Bolster

Modular Three Seat with Cushion



- Zone 1 = Frame
- Zone 2 = Seat and Back Cushion
- Zone 3 = Arms


Bench




- Zone 1 = Frame
- Zone 2 = Seat and Back Cushion

### 3. Pocket Option:


Select units offer an arm pocket, which are available with and without a leather accent along the top. Additional yardage is required with pocket upholstery matching that of the arm upholstery. Refer to each product page for upcharge for pockets based on the upholstery grade.



Poet Peb chair shown without pocket specified



Poet Peb chair shown with pocket specified



Poet Peb chair shown with pocket and leather accent specified

**NP** No Pockets

**LP** Left Pocket

**LPX** - Left Pocket no accent

**LPAR** - Left Pocket brown accent

**LPAK** - Left Pocket black accent

**RP** Right Pocket

**RPX** - Right Pocket no accent

**RPAR** - Right Pocket brown accent

**RPAK** - Right Pocket black accent

**BP** Both Pockets

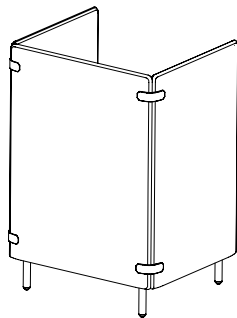
**BPX** - Both Pockets no accent

**BPAR** - Both Pockets brown accent

**BPAK** - Both Pockets black accent

### 4. Accent Strap:

Models with privacy surrounds have an accent straps at the top and bottom, where the back wraps around to the front. These accent straps are offered in upholstery or leather.



**FA** - Fabric Accent - *upholstery for accent strap matches surround upholstery*

**LA** - Leather Accent, add \$105 upcharge

**BRO** - Brown Leather Accent

**BLK** - Black Leather Accent

### 5. Top Surface:

#### **ESS** Essentials Veneer Collection

<b>BRK</b>	Brickdust	<b>MIN</b>	Mineral
<b>CSK</b>	Cask	<b>MCH</b>	Mocha
<b>CLY</b>	Clay	<b>OBK</b>	Outback
<b>FAW</b>	Fawn	<b>PIL</b>	Pilsner
<b>FLX</b>	Flax	<b>SIE</b>	Sienna
<b>FLN</b>	Flint	<b>TRF</b>	Truffle
<b>LOF</b>	Loft	<b>UMB</b>	Umber
<b>MES</b>	Mesa	<b>VAL</b>	Valley

#### **ART** Artisan Veneer Collection

<b>BAR</b>	Barrel	<b>RAV</b>	Raven
<b>BUF</b>	Buff	<b>RYE</b>	Rye
<b>CND</b>	Cinder	<b>SAB</b>	Sable
<b>EGR</b>	Egret	<b>SAD</b>	Saddle

#### **S** Solid Surface

<b>ONX</b>	Black Onyx Mirage	<b>HST</b>	Hot Stone
<b>DWH</b>	Designer White	<b>SOG</b>	Soothing Grey

#### **T** Laminates

<b>ALB</b>	Alabaster	<b>MES</b>	Mesa
<b>BEL</b>	Belair	<b>MIN</b>	Mineral
<b>BLK</b>	Black	<b>MCH</b>	Mocha
<b>BRK</b>	Brickdust	<b>OBK</b>	Outback
<b>BBL</b>	Bridal Blanco	<b>PIL</b>	Pilsner
<b>CSK</b>	Cask	<b>PIN</b>	Pinnacle Walnut
<b>CLY</b>	Clay	<b>SHD</b>	Shadow
<b>DWH</b>	Designer White	<b>SLG</b>	Slate Grey
<b>EGR</b>	Egret	<b>UMB</b>	Umber
<b>FAW</b>	Fawn	<b>VAL</b>	Valley
<b>FLN</b>	Flint	<b>WLH</b>	Walnut Heights
<b>FLO</b>	Florence Walnut	<b>WEA</b>	Weathered Ash
<b>LOF</b>	Loft	<b>ZEN</b>	Zen Grey

6. Foot:

WF Wood Foot

MAF - Maple Wood Foot

BAR	Barrel	MCH	Mocha
BRK	Brickdust	OBK	Outback
BUF	Buff	PIL	Pilsner
CSK	Cask	PIN	Pinnacle Walnut
CND	Cinder	RAV	Raven
CLY	Clay	RYE	Rye
EGR	Egret	SAB	Sable
FAW	Fawn	SAD	Saddle
FLX	Flax	SIE	Sienna
FLN	Flint	TRF	Truffle
FLO	Florence Walnut	UMB	Umber
LOF	Loft	VAL	Valley
MES	Mesa	WLH	Walnut Heights
MIN	Mineral		

MPF - Maple Paint Wood Foot, add \$45 list upcharge

BKD	Backdrop	NVL	Novel Lilac
BFX	Black Fox	PPL	Patchwork Plum
BRV	Bravado Red	PGR	Pewter Green
BWH	Bright White	QAL	Queen Anne Lilac
BRF	Broccoflower	RPT	Redend Point
BTT	Butternut	ROS	Rose Tan
CCY	Canyon Clay	SAU	Saucy Gold
CHT	Chatroom	SVP	Silverplate
DEN	Denim	SKS	Skyline Steel
GAL	Gale Force	STM	Storm
GRV	Greek Villa	TRC	Tricorn Black
KGR	Kendal Green	UKH	Universal Khaki
NWH	Nonchalant White	WBL	Windy Blue

WAF - Walnut Wood Foot, add \$85 list upcharge

BRK	Brickdust	PIN	Pinnacle Walnut
CSK	Cask	SIE	Sienna
MES	Mesa	TRF	Truffle
MCH	Mocha	UMB	Umber

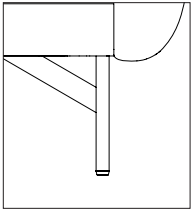
WOL - White Oak Wood Foot, add \$85 list upcharge

BAR	Barrel	LOF	Loft
BUF	Buff	MIN	Mineral
CSK	Cask	RAV	Raven
CND	Cinder	RYE	Rye
EGR	Egret	SAB	Sable
FAW	Fawn	SAD	Saddle
FLN	Flint	UMB	Umber

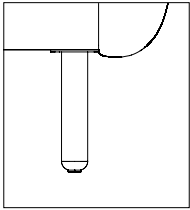
MF Metal Foot

ABZ	Aged Bronze
ASL	Arctic Silver
GLD	Gold
MBK	Matte Black
PEW	Pewter
SBZ	Soft Bronze
SNK	Soft Nickel

\* JSI's extended powdercoat program of bright colors is available, upon request. Contact Customer Service for a specific quote based on qty of units.



Metal (MF)



Wood (WF)

7a. Wood Leg Model:

MAL - Maple Wood Leg

BAR	Barrel	MCH	Mocha
BRK	Brickdust	OBK	Outback
BUF	Buff	PIL	Pilsner
CSK	Cask	PIN	Pinnacle Walnut
CND	Cinder	RAV	Raven
CLY	Clay	RYE	Rye
EGR	Egret	SAB	Sable
FAW	Fawn	SAD	Saddle
FLX	Flax	SIE	Sienna
FLN	Flint	TRF	Truffle
FLO	Florence Walnut	UMB	Umber
LOF	Loft	VAL	Valley
MES	Mesa	WLH	Walnut Heights
MIN	Mineral		

MPL - Maple Paint Wood Leg, add \$45 list upcharge

BKD	Backdrop	NVL	Novel Lilac
BFX	Black Fox	PPL	Patchwork Plum
BRV	Bravado Red	PGR	Pewter Green
BWH	Bright White	QAL	Queen Anne Lilac
BRF	Broccoflower	RPT	Redend Point
BTT	Butternut	ROS	Rose Tan
CCY	Canyon Clay	SAU	Saucy Gold
CHT	Chatroom	SVP	Silverplate
DEN	Denim	SKS	Skyline Steel
GAL	Gale Force	STM	Storm
GRV	Greek Villa	TRC	Tricorn Black
KGR	Kendal Green	UKH	Universal Khaki
NWH	Nonchalant White	WBL	Windy Blue

WAL - Walnut Wood Leg (upcharge applies)

BRK	Brickdust	PIN	Pinnacle Walnut
CSK	Cask	SIE	Sienna
MES	Mesa	TRF	Truffle
MCH	Mocha	UMB	Umber

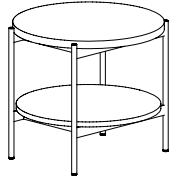
WOL - White Oak Wood Leg (upcharge applies)

BAR	Barrel	LOF	Loft
BUF	Buff	MIN	Mineral
CSK	Cask	RAV	Raven
CND	Cinder	RYE	Rye
EGR	Egret	SAB	Sable
FAW	Fawn	SAD	Saddle
FLN	Flint	UMB	Umber

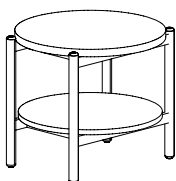
7b. Metal Leg/Metal Frame

ABZ	Aged Bronze	PEW	Pewter
ASL	Arctic Silver	SBZ	Soft Bronze
GLD	Gold	SNK	Soft Nickel
MBK	Matte Black		

\* JSI's extended powdercoat program of bright colors is available, upon request. Contact Customer Service for a specific quote based on qty of units.



Metal Leg

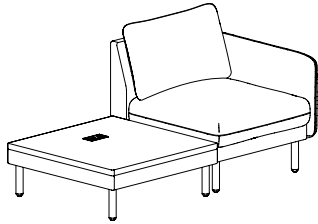


Wood Leg


**8. Power:**

Power can be specified on the top of worksurfaces integrated with seating units and also the wrap table. Power can not be specified on freestanding occasional tables. The Two Seat/2 Table unit can have power specified on either table or both tables. All other units specify power in a single location.

Power units can be specified in black or white, with the option of a coordinating cord or a graphite accent cord at an upcharge.



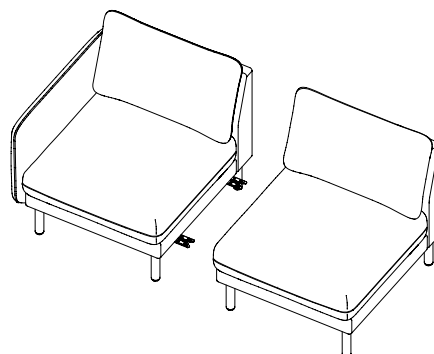
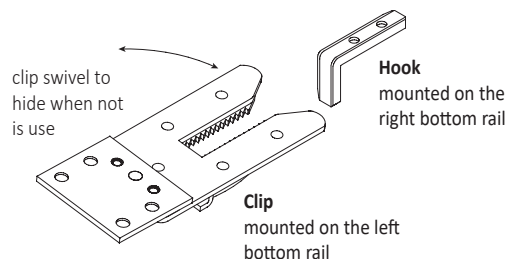
- NSP - No Surface Power
- YSP - Yes Surface Power
  - B - Black Power, *add \$420 list upcharge*
  - B - Black Cord
  - G - Graphite Cord, *add an additional \$187 list upcharge*
  - W - White Power, *add \$420 list upcharge*
  - W - White Cord
  - G - Graphite Cord, *add an additional \$187 list upcharge*



- NSP - No Surface Power
- LSP - Left Surface Power
  - B - Black Power, *add \$420 list upcharge*
  - B - Black Cord
  - G - Graphite Cord, *add an additional \$187 list upcharge*
  - W - White Power, *add \$420 upcharge*
  - W - White Cord
  - G - Graphite Cord, *add an additional \$187 list upcharge*
- RSP - Right Surface Power
  - B - Black Power, *add \$420 list upcharge*
  - B - Black Cord
  - G - Graphite Cord, *add an additional \$187 list upcharge*
  - W - White Power, *add \$420 list upcharge*
  - W - White Cord
  - G - Graphite Cord, *add an additional \$187 list upcharge*
- BSP - Both Surface Power
  - B - Black Power, *add \$840 list upcharge*
  - B - Black Cord
  - G - Graphite Cord, *add an additional \$374 list upcharge*
  - W - White Power, *add \$840 list upcharge*
  - W - White Cord
  - G - Graphite Cord, *add an additional \$374 list upcharge*

**9. Ganging:**

Modular units have the option to be ganged. Ganging brackets (GP-LINK) can also be ordered separately if the decision is made to gang at a later date. An Alligator Clip assembly is installed to connect lounge and linking drum tables. The clip is installed on the left bottom side rail and the hook is installed on the right bottom side rail. The bottom chair rails are bored to accept either the clip or hook for field re-configurations.




- NGB - No Ganging Bracket
- YGB - Yes Ganging Bracket, *add \$50 list upcharge*



Description + General Information

Single Seat



- arm pocket available - upholstery same as arm and requires additional yardage, see upcharges below per arm
- undermount power center available - order EC30 separately

Dimensions	D	W	H	Shipping	
Overall	33	35	32	Ctn Wt	82
Seat	22	26 ½	17 ½	Cu Ft	20
Arm			25 ¼		

	Single Upholstery	Frame Zone 1	Seat & Back Zone 2	Arm Zone 3	Pocket (per arm)
COM Ydg	7 ½	2	2 ¾	3	1
COL Sq Ft	150	40	55	60	18

Single Upholstery Specify: Model | Upholstery | Pocket | Foot Style

PLPF21														
	COM	COL	A	B	C	D	E	F	G	H	I	J	L1	L2
Single Uph	\$2,881	\$3,309	\$2,948	\$3,079	\$3,309	\$3,606	\$3,902	\$4,362	\$4,856	\$5,382	\$6,205	\$7,192	\$5,218	\$5,876

Multiple Upholstery Specify: Model | Frame Upholstery | Seat & Back Uph | Arm Uph | Pocket | Foot Style

PLPF21_M														
Base Price: \$2,881		To the Base Price, add the appropriate upcharges by grade, per zone												
	COM	COL	A	B	C	D	E	F	G	H	I	J	L1	L2
Frame - Zone 1	+ n/a	+\$115	+ \$18	+ \$53	+\$115	+\$194	+ \$273	+ \$395	+ \$527	+ \$667	+ \$887	+ \$1,150	+ \$624	+ \$799
Seat & Back - Zone 2	+ n/a	+\$157	+ \$25	+\$73	+\$157	+\$266	+ \$375	+ \$544	+ \$725	+ \$918	+ \$1,219	+ \$1,581	+ \$857	+ \$1,099
Arm - Zone 3	+ n/a	+\$172	+ \$27	+\$80	+\$172	+\$290	+ \$409	+ \$593	+ \$790	+ \$1,001	+ \$1,330	+ \$1,725	+ \$935	+ \$1,198


Optional Arm Pocket Available on both Single and Multiple Upholstery Units with Arm Pocket Upholstery matching the Arm.

Pocket Upcharge Pricing below represents upcharge for single arm pocket. For pockets on both arms, double the price.														
	COM	COL	A	B	C	D	E	F	G	H	I	J	L1	L2
No Leather Accent	\$131	\$188	\$140	\$158	\$188	\$228	\$267	\$329	\$395	\$465	\$574	\$706	\$443	\$531
With Leather Accent	\$174	\$231	\$183	\$200	\$231	\$271	\$310	\$371	\$437	\$507	\$617	\$749	\$485	\$573

Model	Upholstery	Pocket	Foot Style
PL10 POET	Grade Vendor Pattern Colorway	<b>NP</b> No Pocket <b>LP</b> Left Pocket <b>LPX</b> Right Pocket - No Accent <b>LPAR</b> Left Pocket with Brown Accent <b>LPAK</b> Left Pocket with Black Accent <b>RP</b> Right Pocket <b>RPX</b> Right Pocket - No Accent <b>RPAR</b> Right Pocket with Brown Accent <b>RPAK</b> Right Pocket with Black Accent <b>BP</b> Both Left & Right Pockets <b>BPX</b> Both Pockets - No Accent <b>BPAR</b> Both Pockets with Brown Accent <b>BPAK</b> Both Pockets with Black Accent	<b>WF</b> Wood Foot See Poet Wood Foot Finishes  <b>MF</b> Metal Foot See Poet Metal Foot Finishes  <a href="#">see foot finish style for pricing</a>
		see pocket for pricing	

## Description + General Information

## Two Seat



- arm pocket available - upholstery same as arm and requires additional yardage, see upcharges below per arm
- undermount power center available - order EC30 separately

Dimensions	D	W	H	Shipping	
Overall	33	62	32	Ctn Wt	129
Seat	22	53 ½	17 ½	Cu Ft	34
Arm			25 ¼		

	Single Upholstery	Frame Zone 1	Seat & Back Zone 2	Arm Zone 3	Pocket (per arm)
COM Ydg	11 ¾	3 ½	5 ½	3	1
COL Sq Ft	235	70	110	60	18

## Single Upholstery Specify: Model | Upholstery | Pocket | Foot Style

## PLPF22

	COM	COL	A	B	C	D	E	F	G	H	I	J	L1	L2
Single Uph	\$4,034	\$4,705	\$4,138	\$4,344	\$4,705	\$5,168	\$5,632	\$6,354	\$7,127	\$7,952	\$9,240	\$10,787	\$7,694	\$8,725

## Multiple Upholstery Specify: Model | Frame Upholstery | Seat &amp; Back Uph | Arm Uph | Pocket | Foot Style

## PLPF22\_M

<b>Base Price:</b> \$4,034	To the Base Price, add the appropriate upcharges by grade, per zone													
	COM	COL	A	B	C	D	E	F	G	H	I	J	L1	L2
Frame - Zone 1	+ n/a	+\$200	+ \$31	+ \$93	+\$200	+\$338	+ \$476	+ \$692	+ \$922	+ \$1,168	+ \$1,551	+ \$2,012	+ \$1,091	+ \$1,398
Seat & Back - Zone 2	+ n/a	+\$315	+ \$49	+\$146	+\$315	+\$531	+ \$748	+ \$1,086	+ \$1,448	+ \$1,834	+ \$2,437	+ \$3,161	+ \$1,714	+ \$2,196
Arm - Zone 3	+ n/a	+\$172	+ \$27	+\$80	+\$172	+\$290	+ \$408	+ \$593	+ \$790	+ \$1,001	+ \$1,330	+ \$1,725	+ \$935	+ \$1,198

## Optional Arm Pocket Available on both Single and Multiple Upholstery Units with Arm Pocket Upholstery matching the Arm.

## Pocket Upcharge


Pricing below represents upcharge for single arm pocket. For pockets on both arms, double the price.

	COM	COL	A	B	C	D	E	F	G	H	I	J	L1	L2
No Leather Accent	\$131	\$188	\$140	\$158	\$188	\$228	\$267	\$329	\$395	\$465	\$574	\$706	\$443	\$531
With Leather Accent	\$174	\$231	\$183	\$200	\$231	\$271	\$310	\$371	\$437	\$507	\$617	\$749	\$485	\$573

Model	Upholstery	Pocket	Foot Style
	Grade Vendor Pattern Colorway	<b>NP</b> No Pocket <b>LP</b> Left Pocket <b>LPX</b> Right Pocket - No Accent <b>LPAR</b> Left Pocket with Brown Accent <b>LPAK</b> Left Pocket with Black Accent <b>RP</b> Right Pocket <b>RPX</b> Right Pocket - No Accent <b>RPAR</b> Right Pocket with Brown Accent <b>RPAK</b> Right Pocket with Black Accent <b>BP</b> Both Left & Right Pockets <b>BPX</b> Both Pockets - No Accent <b>BPAR</b> Both Pockets with Brown Accent <b>BPAK</b> Both Pockets with Black Accent  see pocket for pricing	<b>WF</b> Wood Foot See Poet Wood Foot Finishes  <b>MF</b> Metal Foot See Poet Metal Foot Finishes  <a href="#">see foot finish style for pricing</a>

Description + General Information

Three Seat



- arm pocket available - upholstery same as arm and requires additional yardage, see upcharges below per arm
- undermount power center available - order EC30 separately

Dimensions	D	W	H	Shipping	
Overall	33	89	32	Ctn Wt	174
Seat	22	80 ½	17 ½	Cu Ft	48
Arm			25 ¼		

	Single Upholstery	Frame Zone 1	Seat & Back Zone 2	Arm Zone 3	Pocket (per arm)
COM Ydg	16 ¼	5 ¼	8 ¼	3	1
COL Sq Ft	325	110	165	60	18

Single Upholstery    Specify: Model | Upholstery | Pocket | Foot Style

PLPF23														
	COM	COL	A	B	C	D	E	F	G	H	I	J	L1	L2
Single Uph	\$5,320	\$6,247	\$5,463	\$5,748	\$6,247	\$6,888	\$7,530	\$8,528	\$9,597	\$10,738	\$12,520	\$14,658	\$10,381	\$11,807

Multiple Upholstery    Specify: Model | Frame Upholstery | Seat & Back Uph | Arm Uph | Pocket | Foot Style

PLPF23_M														
Base Price: \$5,320	To the Base Price, add the appropriate upcharges by grade, per zone													
	COM	COL	A	B	C	D	E	F	G	H	I	J	L1	L2
Frame - Zone 1	+ n/a	+\$300	+\$47	+\$139	+\$300	+\$507	+\$ 714	+\$1,037	+\$1,382	+\$1,751	+\$2,327	+\$3,017	+\$1,636	+\$2,096
Seat & Back - Zone 2	+ n/a	+\$471	+\$73	+\$218	+\$471	+\$797	+\$1,122	+\$1,629	+\$2,172	+\$2,751	+\$3,656	+\$4,741	+\$2,570	+\$3,294
Arm - Zone 3	+ n/a	+\$172	+\$27	+\$80	+\$172	+\$290	+\$408	+\$593	+\$790	+\$1,001	+\$1,330	+\$1,724	+\$935	+\$1,198


Optional Arm Pocket    Available on both Single and Multiple Upholstery Units with Arm Pocket Upholstery matching the Arm.

Pocket Upcharge    Pricing below represents upcharge for single arm pocket. For pockets on both arms, double the price.														
	COM	COL	A	B	C	D	E	F	G	H	I	J	L1	L2
No Leather Accent	\$131	\$188	\$140	\$158	\$188	\$228	\$267	\$329	\$395	\$465	\$574	\$706	\$443	\$531
With Leather Accent	\$174	\$231	\$183	\$200	\$231	\$271	\$310	\$371	\$437	\$507	\$617	\$749	\$485	\$573

Model	Upholstery	Pocket	Foot Style
PL12 POET	Grade Vendor Pattern Colorway	<b>NP</b> No Pocket <b>LP</b> Left Pocket <b>LPX</b> Right Pocket - No Accent <b>LPAR</b> Left Pocket with Brown Accent <b>LPAK</b> Left Pocket with Black Accent <b>RP</b> Right Pocket <b>RPX</b> Right Pocket - No Accent <b>RPAR</b> Right Pocket with Brown Accent <b>RPAK</b> Right Pocket with Black Accent <b>BP</b> Both Left & Right Pockets <b>BPX</b> Both Pockets - No Accent <b>BPAR</b> Both Pockets with Brown Accent <b>BPAK</b> Both Pockets with Black Accent	<b>WF</b> Wood Foot See Poet Wood Foot Finishes  <b>MF</b> Metal Foot See Poet Metal Foot Finishes  <a href="#">see foot finish style for pricing</a>
		see pocket for pricing	

## Description + General Information

## Three Seat with Center Bench



- arm pocket available - upholstery same as arm and requires additional yardage, see upcharges below per arm
- undermount power center available - order EC30 separately

Dimensions	D	W	H	Shipping	
Overall	34	89	32	Ctn Wt	170
Seat	22 & 34	80 ½	17 ½	Cu Ft	50
Arm			25 ¼		

	Single Upholstery	Frame Zone 1	Seat & Back Zone 2	Arm Zone 3	Pocket (per arm)
COM Ydg	14 ½	4 ½	7 ¼	3	1
COL Sq Ft	290	85	145	60	18

## Single Upholstery Specify: Model | Upholstery | Pocket | Foot Style

PLPF23B														
	COM	COL	A	B	C	D	E	F	G	H	I	J	L1	L2
Single Uph	\$5,007	\$5,835	\$5,135	\$5,390	\$5,835	\$6,407	\$6,980	\$7,870	\$8,824	\$9,842	\$11,432	\$13,340	\$9,524	\$10,796

## Multiple Upholstery Specify: Model | Frame Upholstery | Seat &amp; Back Uph | Arm Uph | Pocket | Foot Style

PLPF23B_M														
Base Price: \$5,007		To the Base Price, add the appropriate upcharges by grade, per zone												
	COM	COL	A	B	C	D	E	F	G	H	I	J	L1	L2
Frame - Zone 1	+ n/a	+\$257	+\$40	+\$119	+\$257	+\$435	+\$613	+\$889	+\$1,185	+\$1,501	+\$1,994	+\$2,587	+\$1,402	+\$1,797
Seat & Back - Zone 2	+ n/a	+\$414	+\$64	+\$192	+\$414	+\$700	+\$987	+\$1,432	+\$1,909	+\$2,418	+\$3,213	+\$4,167	+\$2,259	+\$2,895
Arm - Zone 3	+ n/a	+\$172	+\$27	+\$80	+\$172	+\$290	+\$409	+\$593	+\$790	+\$1,001	+\$1,330	+\$1,725	+\$935	+\$1,198


## Optional Arm Pocket Available on both Single and Multiple Upholstery Units with Arm Pocket Upholstery matching the Arm.

Pocket Upcharge														
Pricing below represents upcharge for single arm pocket. For pockets on both arms, double the price.														
	COM	COL	A	B	C	D	E	F	G	H	I	J	L1	L2
No Leather Accent	\$131	\$188	\$140	\$158	\$188	\$228	\$267	\$329	\$395	\$465	\$574	\$706	\$443	\$531
With Leather Accent	\$174	\$231	\$183	\$200	\$231	\$271	\$310	\$371	\$437	\$507	\$617	\$749	\$485	\$573

Model	Upholstery	Pocket	Foot Style
	Grade Vendor Pattern Colorway	<b>NP</b> No Pocket <b>LP</b> Left Pocket <b>LPX</b> Right Pocket - No Accent <b>LPAR</b> Left Pocket with Brown Accent <b>LPAP</b> Left Pocket with Black Accent <b>RP</b> Right Pocket <b>RPX</b> Right Pocket - No Accent <b>RPAR</b> Right Pocket with Brown Accent <b>RPAK</b> Right Pocket with Black Accent <b>BP</b> Both Left & Right Pockets <b>BPX</b> Both Pockets - No Accent <b>BPAR</b> Both Pockets with Brown Accent <b>BPAK</b> Both Pockets with Black Accent  see pocket for pricing	<b>WF</b> Wood Foot See Poet Wood Foot Finishes  <b>MF</b> Metal Foot See Poet Metal Foot Finishes  <a href="#">see foot finish style for pricing</a>

Description + General Information

Two Seat with Center Table



- arm pocket available - upholstery same as arm and requires additional yardage, see upcharges below per arm
- undermount power center available - order EC30 separately

Dimensions	D	W	H	Shipping	
Overall	33	89	32	Ctn Wt	170
Seat	22	26 ½ ea	17 ½	Cu Ft	48
Arm			25 ¼		

	Single Upholstery	Frame Zone 1	Seat & Back Zone 2	Arm Zone 3	Pocket (per arm)
COM Ydg	12 ¼	4 ¼	5 ¼	3	1
COL Sq Ft	245	85	105	60	18

Single Upholstery Specify: Model | Single Uph | Pocket | Top Surface | Foot Style | Power

PLPF22T														
	COM	COL	A	B	C	D	E	F	G	H	I	J	L1	L2
Single Uph/Lam	\$4,472	\$5,171	\$4,580	\$4,795	\$5,171	\$5,655	\$6,138	\$6,891	\$7,697	\$8,556	\$9,900	\$11,512	\$8,288	\$9,362
Single Uph/Essentials	\$4,805	\$5,504	\$4,913	\$5,128	\$5,504	\$5,988	\$6,471	\$7,224	\$8,030	\$8,889	\$10,233	\$11,845	\$8,621	\$9,695
Single Uph/Artisan	\$4,831	\$5,530	\$4,939	\$5,154	\$5,530	\$6,014	\$6,497	\$7,250	\$8,056	\$8,915	\$10,259	\$11,871	\$8,647	\$9,721
Single Uph/Solid Surf	\$6,269	\$6,968	\$6,377	\$6,592	\$6,968	\$7,452	\$7,935	\$8,688	\$9,494	\$10,353	\$11,697	\$13,309	\$10,085	\$11,159

Multiple Upholstery Specify: Model | Frame Upholstery | Seat & Back Uph | Arm Uph | Pocket | Top Surface | Foot Style | Power

PLPF22T_M	Base Price Laminate: \$4,472							Base Price Essentials: \$4,805						
	Base Price Solid Surface: \$6,269							Base Price Artisan: \$4,831						
	To the Base Price, add the appropriate upcharges by grade, per zone													
		COM	COL	A	B	C	D	E	F	G	H	I	J	L1
Frame - Zone 1	+n/a	+ \$243	+ \$38	+ \$113	+ \$243	+ \$411	+ \$578	+ \$840	+ \$1,119	+ \$1,417	+ \$1,884	+ \$2,443	+ \$1,324	+ \$1,697
Seat & Back - Zone 2	+n/a	+ \$300	+ \$47	+ \$139	+ \$300	+ \$507	+ \$714	+ \$1,037	+ \$1,383	+ \$1,751	+ \$2,327	+ \$3,018	+ \$1,636	+ \$2,096
Arm - Zone 3	+n/a	+ \$172	+ \$27	+ \$80	+ \$172	+ \$290	+ \$408	+ \$593	+ \$790	+ \$1,001	+ \$1,330	+ \$1,725	+ \$935	+ \$1,198

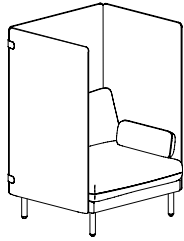
Optional Arm Pocket Available on both Single and Multiple Upholstery Units with Arm Pocket Upholstery matching the Arm.

Pocket Upcharge Pricing below represents upcharge for single arm pocket. For pockets on both arms, double the price.														
	COM	COL	A	B	C	D	E	F	G	H	I	J	L1	L2
No Leather Accent	\$131	\$188	\$140	\$158	\$188	\$228	\$267	\$329	\$395	\$465	\$574	\$706	\$443	\$531
With Leather Accent	\$174	\$231	\$183	\$200	\$231	\$271	\$310	\$371	\$437	\$507	\$617	\$749	\$485	\$573

Model	Upholstery	Pocket	Top Surface	Foot Style	Power
	Grade Vendor Pattern Colorway	<b>NP</b> No Pocket <b>LP</b> Left Pocket <b>LPX</b> Right Pocket - No Accent <b>LPAR</b> Left Pocket with Brown Accent <b>LPAK</b> Left Pocket with Black Accent <b>RP</b> Right Pocket <b>RPX</b> Right Pocket - No Accent <b>RPAR</b> Right Pocket with Brown Accent <b>RPAK</b> Right Pocket with Black Accent <b>BP</b> Both Left & Right Pocket <b>BPX</b> Both Pockets - No Accent <b>BPAR</b> Both Pockets with Brown Accent <b>BPAK</b> Both Pockets with Black Accent	<b>T</b> Laminate See Poet Laminate Finishes <b>V</b> Veneer See Poet Veneer Finishes <b>S</b> Solid Surface See Poet Solid Surface Finishes <a href="#">see top surface for pricing</a>	<b>WF</b> Wood Foot See Poet Wood Foot Finishes  <b>MF</b> Metal Foot See Poet Metal Foot Finishes  <a href="#">see foot finish style for pricing</a>	<b>NSP</b> No Surface Power <b>YSP</b> Surface Power (EC31) - add \$420 <b>B</b> Black Power Unit B Black Cord G Graphite Cord - add \$187 <b>W</b> White Power Unit G Graphite Cord - add \$187

## Description + General Information

## Single Seat with Privacy Surround - Bolster



left shown

- leather not available on surround frame
- undermount power center available - order EC30 separately

Dimensions	D	W	H	Shipping	
Overall	34	37 ½	54	Ctn Wt	161
Seat	22	33	17 ½	Cu Ft	26

	Single Upholstery	Frame Zone 1	Seat & Back Zone 2	Bolster Zone 3
COM Ydg	12 ¾	8 ¾	3 ¾	¾
COL Sq Ft	80*	158	65	14

\*seat/back/bolster only

## Single Upholstery Specify: Model | Upholstery | Strap Accent | Foot Style

PLPFS31-PR  
PLPFS31-PL

	COM	COL	A	B	C	D	E	F	G	H	I	J	L1	L2
Single Uph	\$5,209	n/a	\$5,321	\$5,545	\$5,936	\$6,440	\$6,943	\$7,726	\$8,565	\$9,460	\$10,858	\$12,536	n/a	n/a

## Multiple Upholstery Specify: Model | Frame Upholstery | Seat &amp; Back Uph | Bolster Uph | Strap Accent | Foot Style

PLPFS31-PR\_M  
PLPFS31-PL\_M

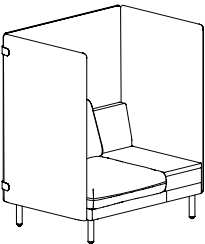
Base Price: \$5,209	To the Base Price, add the appropriate upcharges by grade, per zone													
	COM	COL	A	B	C	D	E	F	G	H	I	J	L1	L2
Frame - Zone 1	+n/a	+ n/a	+ \$77	+ \$231	+ \$499	+ \$845	+ \$1,190	+ \$1,728	+ \$2,304	+ \$2,918	+ \$3,877	+ \$5,029	+ n/a	+ n/a
Seat & Back - Zone 2	+n/a	+ \$200	+ \$31	+ \$93	+ \$200	+ \$338	+ \$476	+ \$691	+ \$922	+ \$1,167	+ \$1,551	+ \$2,012	+ \$1,091	+ \$1,398
Bolster - Zone 3	+n/a	+ \$43	+ \$7	+ \$20	+ \$43	+ \$73	+ \$102	+ \$149	+ \$198	+ \$251	+ \$333	+ \$431	+ \$234	+ \$300

Model	Upholstery	Strap Accent	Foot Style
	Grade Vendor Pattern Colorway	<b>FA</b> Fabric Accent <b>LA</b> Leather Accent - add \$105 <b>BRO</b> Brown <b>BLK</b> Black	<b>WF</b> Wood Foot See Poet Wood Foot Finishes  <b>MF</b> Metal Foot See Poet Metal Foot Finishes  <a href="#">see foot finish style for pricing</a>

Description + General Information

Single Seat with Privacy Surround - Table

- leather not available on surround frame
- undermount power center available - order EC30 separately



left shown

Dimensions	D	W	H	Shipping	
Overall	34	51 ½	54	Ctn Wt	181
Seat	22	26 ½	17 ½	Cu Ft	31

	Single Upholstery	Frame Zone 1	Seat & Back Zone 2
COM Ydg	13 ¼	9 ¾	3 ¾
COL Sq Ft	65*	n/a	70

\*seat/back only

Single Upholstery    Specify: Model | Upholstery | Strap Accent | Top Surface | Foot Style

PLPFS31-TR PLPFS31-TL														
	COM	COL	A	B	C	D	E	F	G	H	I	J	L1	L2
Single Uph/Lam	\$5,532	n/a	\$5,649	\$5,881	\$6,288	\$6,811	\$7,335	\$8,148	\$9,020	\$9,950	\$11,403	\$13,147	n/a	n/a
Single Uph/Essentials	\$5,813	n/a	\$5,930	\$6,162	\$6,569	\$7,092	\$7,616	\$8,429	\$9,301	\$10,231	\$11,684	\$13,428	n/a	n/a
Single Uph/Artisan	\$5,825	n/a	\$5,942	\$6,174	\$6,581	\$7,104	\$7,628	\$8,441	\$9,313	\$10,243	\$11,696	\$13,440	n/a	n/a
Single Uph/Solid Surf	\$6,506	n/a	\$6,623	\$6,855	\$7,262	\$7,785	\$8,309	\$9,122	\$9,994	\$10,924	\$12,377	\$14,121	n/a	n/a

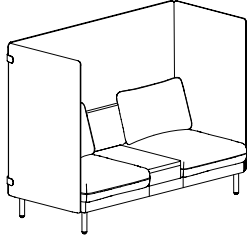
Multiple Upholstery    Specify: Model | Frame Upholstery | Seat & Back Uph | Strap Accent | Top Surface | Foot Style

PLPFS31-TR_M PLPFS31-TL_M	Base Price Laminate: \$5,532      Base Price Essentials: \$5,813													
	Base Price Solid Surface: \$6,506      Base Price Artisan: \$5,825													
	To the Base Price, add the appropriate upcharges by grade, per zone													
	COM	COL	A	B	C	D	E	F	G	H	I	J	L1	L2
Frame - Zone 1	+n/a	+ n/a	+ \$87	+ \$257	+ \$557	+ \$942	+ \$1,327	+ \$1,925	+ \$2,567	+ \$3,251	+ \$4,321	+ \$5,604	n/a	n/a
Seat & Back - Zone 2	+n/a	+ \$214	+ \$34	+ \$99	+ \$214	+ \$362	+ \$511	+ \$741	+ \$988	+ \$1,251	+ \$1,662	+ \$2,156	+ \$1,169	+ \$1,498

Model	Upholstery	Strap Accent	Top Surface	Foot Style
PL16 POET	Grade Vendor Pattern Colorway	FA Fabric Accent LA Leather Accent - add \$105 BRO Brown BLK Black	T Laminate See Poet Laminate Finishes V Veneer See Poet Veneer Finishes S Solid Surface See Poet Solid Surface Finishes <a href="#">see top surface for pricing</a>	WF Wood Foot See Poet Wood Foot Finishes  MF Metal Foot See Poet Metal Foot Finishes  <a href="#">see foot finish style for pricing</a>

## Description + General Information

## Two Seat with Privacy Surround - Table



- leather not available on surround frame
- undermount power center available - order EC30 separately

Dimensions	D	W	H	Shipping	
Overall	34	78 ½	54	Ctn Wt	206
Seat	22	26 ½	17 ½	Cu Ft	51

	Single Upholstery	Frame Zone 1	Seat & Back Zone 2
COM Ydg	18 ¼	12 ¼	6 ¼
COL Sq Ft	115*	n/a	120

\*seat/back only

## Single Upholstery Specify: Model | Upholstery | Strap Accent | Top Surface | Foot Style | Power

## PLPFS32-T

	COM	COL	A	B	C	D	E	F	G	H	I	J	L1	L2
Single Uph/Lam	\$6,968	n/a	\$7,129	\$7,450	\$8,010	\$8,731	\$9,451	\$10,572	\$11,773	\$13,054	\$15,055	\$17,457	n/a	n/a
Single Uph/Essentials	\$7,249	n/a	\$7,410	\$7,731	\$8,291	\$9,012	\$9,732	\$10,853	\$12,054	\$13,335	\$15,336	\$17,738	n/a	n/a
Single Uph/Artisan	\$7,261	n/a	\$7,422	\$7,743	\$8,303	\$9,024	\$9,744	\$10,865	\$12,066	\$13,347	\$15,348	\$17,750	n/a	n/a
Single Uph/Solid Surf	\$7,942	n/a	\$8,103	\$8,424	\$8,984	\$9,705	\$10,425	\$11,546	\$12,747	\$14,028	\$16,029	\$18,431	n/a	n/a

## Multiple Upholstery Specify: Model | Frame Uph | Seat &amp; Back Uph | Strap Accent | Top Surface | Foot Style | Power

## PLPFS32-T\_M

Base Price Laminate: \$6,968

Base Price Essentials: \$7,249

Base Price Solid Surface: \$7,942

Base Price Artisan: \$7,261

To the Base Price, add the appropriate upcharges by grade, per zone

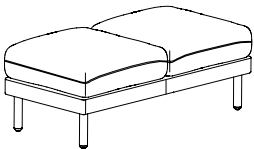
	COM	COL	A	B	C	D	E	F	G	H	I	J	L1	L2
Frame - Zone 1	+n/a	+ n/a	+ \$109	+ \$324	+ \$700	+ \$1,184	+ \$1,667	+ \$2,420	+ \$3,226	+ \$4,086	+ \$5,429	+ \$7,041	n/a	n/a
Seat & Back - Zone 2	+n/a	+ \$357	+ \$56	+ \$166	+ \$357	+ \$604	+ \$851	+ \$1,235	+ \$1,646	+ \$2,085	+ \$2,770	+ \$3,593	+ \$1,947	+ \$2,496

Model	Upholstery	Strap Accent	Top Surface	Foot Style	Power
	Grade Vendor Pattern Colorway	FA Fabric Accent LA Leather Accent - add \$105 BRO Brown BLK Black	T Laminate See Poet Laminate Finishes V Veneer See Poet Veneer Finishes S Solid Surface See Poet Solid Surface Finishes <a href="#">see top surface for pricing</a>	WF Wood Foot See Poet Wood Foot Finishes  MF Metal Foot See Poet Metal Foot Finishes  <a href="#">see foot finish style for pricing</a>	NSP No Surface Power YSP Surface Power (EC31) - add \$420 B Black Power Unit B Black Cord G Graphite Cord - add \$187 W White Power Unit G Graphite Cord - add \$187



Description + General Information

Two Seat Bench



- nylon glides (NYG) standard or metal glides (MTL) optional
- undermount power center available - order EC30 separately

Dimensions	D	W	H	Shipping	
Overall	23 ¾	43 ¾	17 ½	Ctn Wt	60
Seat	23 ¾	43 ¾	17 ½	Cu Ft	8

	Single Upholstery	Frame Zone 1	Seat & Back Zone 2
COM Ydg	3 ¼	¾	2 ¾
COL Sq Ft	59	15	55

Single Upholstery    Specify: Model | Upholstery | Foot Style

PLPFB02														
	COM	COL	A	B	C	D	E	F	G	H	I	J	L1	L2
Single Uph	\$2,015	\$2,200	\$2,043	\$2,100	\$2,200	\$2,328	\$2,457	\$2,656	\$2,870	\$3,098	\$3,455	\$3,882	\$3,027	\$3,312

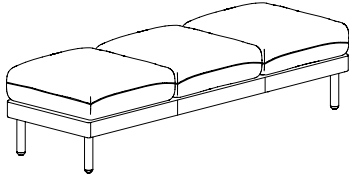
Multiple Upholstery    Specify: Model | Frame Upholstery | Seat & Back Uph | Foot Style

PLPFB02_M														
Base Price: \$2,015		To the Base Price, add the appropriate upcharges by grade, per zone												
	COM	COL	A	B	C	D	E	F	G	H	I	J	L1	L2
Frame - Zone 1	+ n/a	+\$43	+ \$7	+ \$20	+\$43	+\$73	+ \$102	+ \$148	+ \$198	+ \$250	+ \$333	+ \$431	+ \$234	+ \$300
Seat - Zone 2	+ n/a	+\$157	+ \$24	+\$72	+\$157	+\$265	+ \$374	+ \$543	+ \$724	+ \$917	+ \$1,219	+ \$1,580	+ \$857	+ \$1,098

Model	Upholstery	Foot Style
PL18 POET	Grade Vendor Pattern Colorway	<b>WF</b> Wood Foot See Poet Wood Foot Finishes
		<b>MF</b> Metal Foot See Poet Metal Foot Finishes <a href="#">see foot finish style for pricing</a>

## Description + General Information

## Three Bench Seat



- nylon glides (NYG) standard or metal glides (MTL) optional
- undermount power center available - order EC30 separately

Dimensions	D	W	H	Shipping	
Overall	23 ¾	65 ½	17 ½	Ctn Wt	86
Seat	23 ¾	65 ½	17 ½	Cu Ft	12

	Single Upholstery	Frame Zone 1	Seat Zone 2
COM Ydg	4 ½	1	3 ¾
COL Sq Ft	81	15	75

## Single Upholstery Specify: Model | Upholstery | Foot Style

PLPFB03														
	COM	COL	A	B	C	D	E	F	G	H	I	J	L1	L2
Single Uph	\$2,721	\$2,978	\$2,760	\$2,839	\$2,978	\$3,155	\$3,333	\$3,609	\$3,905	\$4,221	\$4,715	\$5,307	\$4,123	\$4,517

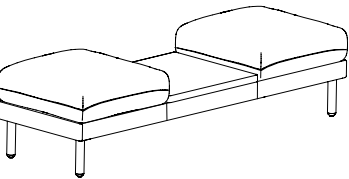
## Multiple Upholstery Specify: Model | Frame Upholstery | Seat &amp; Back Uph | Foot Style

PLPFB03_M														
Base Price: \$2,721	To the Base Price, add the appropriate upcharges by grade, per zone													
	COM	COL	A	B	C	D	E	F	G	H	I	J	L1	L2
Frame - Zone 1	+ n/a	+\$58	+\$9	+\$27	+\$58	+\$97	+\$136	+\$198	+\$264	+\$334	+\$444	+\$575	+\$312	+\$400
Seat - Zone 2	+ n/a	+\$215	+\$33	+\$99	+\$215	+\$362	+\$510	+\$740	+\$987	+\$1,250	+\$1,662	+\$2,155	+\$1,169	+\$1,497

Model	Upholstery	Foot Style
	Grade Vendor Pattern Colorway	<b>WF</b> Wood Foot See Poet Wood Foot Finishes  <b>MF</b> Metal Foot See Poet Metal Foot Finishes  <a href="#">see foot finish style for pricing</a>

Description + General Information

Two Seat Bench - Table



- undermount power center available - order EC30 separately

Dimensions	D	W	H	Shipping	
Overall	23 ¾	65 ½	17 ½	Ctn Wt	86
Seat	23 ¾	22 ea	17 ½	Cu Ft	12

	Single Upholstery	Frame Zone 1	Seat Zone 2
COM Ydg	3 ½	¾	3
COL Sq Ft	63	15	60

Single Upholstery Specify: Model | Single Uph | Top Surface | Foot Style | Power

PLPFB02T														
	COM	COL	A	B	C	D	E	F	G	H	I	J	L1	L2
Single Uph/Lam	\$2,333	\$2,532	\$2,363	\$2,425	\$2,532	\$2,670	\$2,809	\$3,024	\$3,254	\$3,500	\$3,883	\$4,344	\$3,423	\$3,730
Single Uph/Essentials	\$2,620	\$2,819	\$2,650	\$2,712	\$2,819	\$2,957	\$3,096	\$3,311	\$3,541	\$3,787	\$4,170	\$4,631	\$3,710	\$4,017
Single Uph/Artisan	\$2,635	\$2,834	\$2,665	\$2,727	\$2,834	\$2,972	\$3,111	\$3,326	\$3,556	\$3,802	\$4,185	\$4,646	\$3,725	\$4,032
Single Uph/Solid Surf	\$3,649	\$3,848	\$3,679	\$3,741	\$3,848	\$3,986	\$4,125	\$4,340	\$4,570	\$4,816	\$5,199	\$5,660	\$4,739	\$5,046

Multiple Upholstery Specify: Model | Frame Uph | Seat & Back Uph | Top Surface | Foot Style | Power

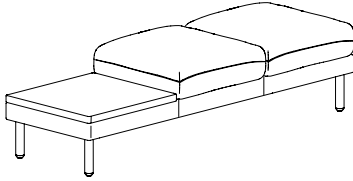
PLPFB02T_M	Base Price Laminate: \$2,333							Base Price Essentials: \$2,620						
	Base Price Solid Surface: \$3,649							Base Price Artisan: \$2,635						
	To the Base Price, add the appropriate upcharges by grade, per zone													
	COM	COL	A	B	C	D	E	F	G	H	I	J	L1	L2
Frame - Zone 1	+n/a	+ \$43	+ \$7	+ \$20	+ \$43	+ \$73	+ \$102	+ \$149	+ \$198	+ \$251	+ \$333	+ \$431	+ \$234	+ \$300
Seat - Zone 2	+n/a	+ \$171	+ \$26	+ \$79	+ \$171	+ \$289	+ \$408	+ \$593	+ \$790	+ \$1,001	+ \$1,329	+ \$1,724	+ \$935	+ \$1,198

Model	Upholstery	Top Surface	Foot Style	Power
	Grade Vendor Pattern Colorway	<b>T Laminate</b> See Poet Laminate Finishes <b>V Veneer</b> See Poet Veneer Finishes <b>S Solid Surface</b> See Poet Solid Surface Finishes <a href="#">see top surface for pricing</a>	<b>WF Wood Foot</b> See Poet Wood Foot Finishes  <b>MF Metal Foot</b> See Poet Metal Foot Finishes  <a href="#">see foot finish style for pricing</a>	<b>NSP</b> No Surface Power <b>YSP</b> Surface Power (EC31) - add \$420 <b>B Black Power Unit</b> B Black Cord G Graphite Cord - add \$187 <b>W White Power Unit</b> G Graphite Cord - add \$187

## Description + General Information

## Two Seat Bench - Table

- undermount power center available - order EC30 separately



left shown

Dimensions	D	W	H	Shipping	
Overall	23 ¾	65 ½	17 ½	Ctn Wt	86
Seat	23 ¾	43 ¾	17 ½	Cu Ft	12

	Single Upholstery	Frame Zone 1	Seat Zone 2
COM Ydg	3 ½	¾	3
COL Sq Ft	63	15	60

## Single Upholstery Specify: Model | Single Uph | Top Surface | Foot Style | Power

**PLPFB02T-R**  
**PLPFB02T-L**

	COM	COL	A	B	C	D	E	F	G	H	I	J	L1	L2
Single Uph/Lam	\$2,333	\$2,532	\$2,363	\$2,425	\$2,532	\$2,670	\$2,809	\$3,024	\$3,254	\$3,500	\$3,883	\$4,344	\$3,423	\$3,730
Single Uph/Essentials	\$2,620	\$2,819	\$2,650	\$2,712	\$2,819	\$2,957	\$3,096	\$3,311	\$3,541	\$3,787	\$4,170	\$4,631	\$3,710	\$4,017
Single Uph/Artisan	\$2,635	\$2,834	\$2,665	\$2,727	\$2,834	\$2,972	\$3,111	\$3,326	\$3,556	\$3,802	\$4,185	\$4,646	\$3,725	\$4,032
Single Uph/Solid Surf	\$3,649	\$3,848	\$3,679	\$3,741	\$3,848	\$3,986	\$4,125	\$4,340	\$4,570	\$4,816	\$5,199	\$5,660	\$4,739	\$5,046

## Multiple Upholstery Specify: Model | Frame Uph | Seat &amp; Back Uph | Top Surface | Foot Style | Power

**PLPFB02T-R\_M**  
**PLPFB02T-L\_M**

Base Price Laminate: \$2,333

Base Price Essentials: \$2,620

Base Price Solid Surface: \$3,649

Base Price Artisan: \$2,635


To the Base Price, add the appropriate upcharges by grade, per zone

	COM	COL	A	B	C	D	E	F	G	H	I	J	L1	L2
Frame - Zone 1	+n/a	+ \$43	+ \$7	+ \$20	+ \$43	+ \$73	+ \$102	+ \$149	+ \$198	+ \$251	+ \$333	+ \$431	+ \$234	+ \$300
Seat - Zone 2	+n/a	+ \$171	+ \$26	+ \$79	+ \$171	+ \$289	+ \$408	+ \$593	+ \$790	+ \$1,001	+ \$1,329	+ \$1,724	+ \$935	+ \$1,198

Model	Upholstery	Top Surface	Foot Style	Power
	Grade Vendor Pattern Colorway	<b>T Laminate</b> See Poet Laminate Finishes <b>V Veneer</b> See Poet Veneer Finishes <b>S Solid Surface</b> See Poet Solid Surface Finishes <a href="#">see top surface for pricing</a>	<b>WF Wood Foot</b> See Poet Wood Foot Finishes <b>MF Metal Foot</b> See Poet Metal Foot Finishes <a href="#">see foot finish style for pricing</a>	<b>NSP</b> No Surface Power <b>YSP</b> Surface Power (EC31) - add \$420 <b>B Black Power Unit</b> B Black Cord G Graphite Cord - add \$187 <b>W White Power Unit</b> G Graphite Cord - add \$187

Description + General Information

Single Seat with Arm



left shown

- arm pocket available - upholstery same as arm and requires additional yardage, see upcharges below per arm
- undermount power center available - order EC30 separately

Dimensions	D	W	H	Shipping	
Overall	33	31	32	Ctn Wt	68
Seat	22	26 ½	17 ½	Cu Ft	18
Arm			25 ¼		

	Single Upholstery	Frame Zone 1	Seat & Back Zone 2	Arm Zone 3	Pocket (per arm)
COM Ydg	6	2	2 ¾	1 ½	1
COL Sq Ft	120	40	55	30	18

Single Upholstery Specify: Model | Upholstery | Pocket | Foot Style | Ganging

PLPM11-R PLPM11-L														
	COM	COL	A	B	C	D	E	F	G	H	I	J	L1	L2
Single Uph	\$2,508	\$2,850	\$2,561	\$2,666	\$2,850	\$3,087	\$3,324	\$3,692	\$4,087	\$4,508	\$5,166	\$5,956	\$4,377	\$4,903

Multiple Upholstery Specify: Model | Frame Upholstery | Seat & Back Uph | Arm Uph | Pocket | Foot Style | Ganging

PLPM11-R_M PLPM11-L_M														
Base Price: \$2,508	To the Base Price, add the appropriate upcharges by grade, per zone													
	COM	COL	A	B	C	D	E	F	G	H	I	J	L1	L2
Frame - Zone 1	+ n/a	+\$114	+ \$18	+ \$53	+\$114	+\$193	+ \$272	+ \$395	+ \$527	+ \$667	+ \$886	+ \$1,150	+ \$623	+ \$799
Seat & Back - Zone 2	+ n/a	+\$157	+ \$25	+\$73	+\$157	+\$266	+ \$374	+ \$543	+ \$724	+ \$917	+ \$1,219	+ \$1,581	+ \$857	+ \$1,098
Arm - Zone 3	+ n/a	+\$86	+ \$14	+\$40	+\$86	+\$145	+ \$204	+ \$296	+ \$395	+ \$500	+ \$665	+ \$862	+ \$468	+ \$599


Optional Arm Pocket Available on both Single and Multiple Upholstery Units with Arm Pocket Upholstery matching the Arm.

Pocket Upcharge Pricing below represents upcharge for single arm pocket. For pockets on both arms, double the price.														
	COM	COL	A	B	C	D	E	F	G	H	I	J	L1	L2
No Leather Accent	\$131	\$188	\$140	\$158	\$188	\$228	\$267	\$329	\$395	\$465	\$574	\$706	\$443	\$531
With Leather Accent	\$174	\$231	\$183	\$200	\$231	\$271	\$310	\$371	\$437	\$507	\$617	\$749	\$485	\$573

Model	Upholstery	Pocket	Foot Style	Ganging
PL22 POET	Grade Vendor Pattern Colorway	<b>NP</b> No Pocket <b>RP</b> Right Pocket <b>RPX</b> Right Pocket - No Accent <b>RPAR</b> Right Pocket with Brown Accent <b>RPAK</b> Right Pocket with Black Accent <b>LP</b> Left Pocket <b>LPX</b> Left Pocket - No Accent <b>LPAR</b> Left Pocket with Brown Accent <b>LPAK</b> Left Pocket with Black Accent  see pocket for pricing	<b>WF</b> Wood Foot See Poet Wood Foot Finishes  <b>MF</b> Metal Foot See Poet Metal Foot Finishes  <a href="#">see foot finish style for pricing</a>	<b>NGB</b> No Ganging Brackets <b>YGV</b> Ganging Bracket - add \$50

## Description + General Information

## Two Seat with Arm



left shown

- arm pocket available - upholstery same as arm and requires additional yardage, see upcharges below per arm
- undermount power center available - order EC30 separately

Dimensions	D	W	H	Shipping	
Overall	33	58	32	Ctn Wt	115
Seat	22	53 ½	17 ½	Cu Ft	32
Arm			25 ¼		

	Single Upholstery	Frame Zone 1	Seat & Back Zone 2	Arm Zone 3	Pocket (per arm)
COM Ydg	10 ½	3 ¾	5 ½	1 ½	1
COL Sq Ft	210	70	110	30	18

## Single Upholstery Specify: Model | Upholstery | Pocket | Foot Style | Ganging

PLPM12-R  
PLPM12-L

	COM	COL	A	B	C	D	E	F	G	H	I	J	L1	L2
Single Uph	\$3,735	\$4,334	\$3,827	\$4,011	\$4,334	\$4,748	\$5,163	\$5,808	\$6,499	\$7,236	\$8,387	\$9,769	\$7,005	\$7,926

## Multiple Upholstery Specify: Model | Frame Upholstery | Seat &amp; Back Uph | Arm Uph | Pocket | Foot Style | Ganging

PLPM12-R\_M  
PLPM12-L\_M

<b>Base Price:</b> \$3,735	To the Base Price, add the appropriate upcharges by grade, per zone													
	COM	COL	A	B	C	D	E	F	G	H	I	J	L1	L2
Frame - Zone 1	+ n/a	+\$214	+ \$33	+ \$99	+\$214	+\$362	+ \$510	+ \$741	+ \$988	+ \$1,251	+ \$1,662	+ \$2,155	+ \$1,168	+ \$1,497
Seat & Back - Zone 2	+ n/a	+\$314	+ \$49	+\$145	+\$314	+\$531	+ \$748	+ \$1,086	+ \$1,448	+ \$1,834	+ \$2,437	+ \$3,161	+ \$1,713	+ \$2,196
Arm - Zone 3	+ n/a	+\$86	+ \$14	+\$40	+\$86	+\$145	+ \$204	+ \$297	+ \$395	+ \$501	+ \$665	+ \$862	+ \$468	+ \$599

## Optional Arm Pocket Available on both Single and Multiple Upholstery Units with Arm Pocket Upholstery matching the Arm.

## Pocket Upcharge


Pricing below represents upcharge for single arm pocket. For pockets on both arms, double the price.

	COM	COL	A	B	C	D	E	F	G	H	I	J	L1	L2
No Leather Accent	\$131	\$188	\$140	\$158	\$188	\$228	\$267	\$329	\$395	\$465	\$574	\$706	\$443	\$531
With Leather Accent	\$174	\$231	\$183	\$200	\$231	\$271	\$310	\$371	\$437	\$507	\$617	\$749	\$485	\$573

Model	Upholstery	Pocket	Foot Style	Ganging
	Grade Vendor Pattern Colorway	<b>NP</b> No Pocket <b>RP</b> Right Pocket <b>RPX</b> Right Pocket - No Accent <b>RPAR</b> Right Pocket with Brown Accent <b>RPAK</b> Right Pocket with Black Accent <b>LP</b> Left Pocket <b>LPX</b> Left Pocket - No Accent <b>LPAR</b> Left Pocket with Brown Accent <b>LPAK</b> Left Pocket with Black Accent  see pocket for pricing	<b>WF</b> Wood Foot See Poet Wood Foot Finishes  <b>MF</b> Metal Foot See Poet Metal Foot Finishes  <a href="#">see foot finish style for pricing</a>	<b>NGB</b> No Ganging Brackets <b>YGV</b> Ganging Bracket - add \$50

Description + General Information

Three Seat with Arm



- arm pocket available - upholstery same as arm and requires additional yardage, see upcharges below per arm
- undermount power center available - order EC30 separately

Dimensions	D	W	H	Shipping	
Overall	33	85	32	Ctn Wt	160
Seat	22	80 ½	17 ½	Cu Ft	46
Arm			25 ¼		

	Single Upholstery	Frame Zone 1	Seat & Back Zone 2	Arm Zone 3	Pocket (per arm)
COM Ydg	14 ¾	5 ½	8	1 ½	1
COL Sq Ft	295	110	160	30	18

Single Upholstery    Specify: Model | Upholstery | Pocket | Foot Style | Ganging

PLPM13-R PLPM13-L														
	COM	COL	A	B	C	D	E	F	G	H	I	J	L1	L2
Single Uph	\$5,085	\$5,927	\$5,215	\$5,474	\$5,927	\$6,509	\$7,092	\$7,997	\$8,968	\$10,003	\$11,621	\$13,562	\$9,680	\$10,974

Multiple Upholstery    Specify: Model | Frame Upholstery | Seat & Back Uph | Arm Uph | Pocket | Foot Style | Ganging

PLPM13-R_M PLPM13-L_M														
Base Price: \$5,085	To the Base Price, add the appropriate upcharges by grade, per zone													
	COM	COL	A	B	C	D	E	F	G	H	I	J	L1	L2
Frame - Zone 1	+ n/a	+\$314	+ \$49	+\$146	+\$314	+\$531	+ \$749	+\$1,086	+\$1,448	+\$1,834	+\$2,438	+\$3,161	+\$1,714	+\$2,196
Seat & Back - Zone 2	+ n/a	+\$457	+ \$71	+\$211	+\$457	+\$773	+\$1,089	+\$1,580	+\$2,107	+\$2,668	+\$3,545	+\$4,598	+\$2,493	+\$3,195
Arm - Zone 3	+ n/a	+\$86	+ \$14	+\$40	+\$86	+\$145	+ \$205	+ \$297	+ \$395	+ \$501	+ \$665	+ \$863	+ \$468	+ \$599


Optional Arm Pocket    Available on both Single and Multiple Upholstery Units with Arm Pocket Upholstery matching the Arm.

Pocket Upcharge	Pricing below represents upcharge for single arm pocket. For pockets on both arms, double the price.													
	COM	COL	A	B	C	D	E	F	G	H	I	J	L1	L2
No Leather Accent	\$131	\$188	\$140	\$158	\$188	\$228	\$267	\$329	\$395	\$465	\$574	\$706	\$443	\$531
With Leather Accent	\$174	\$231	\$183	\$200	\$231	\$271	\$310	\$371	\$437	\$507	\$617	\$749	\$485	\$573

Model	Upholstery	Pocket	Foot Style	Ganging
PL24 POET	Grade Vendor Pattern Colorway	<b>NP</b> No Pocket <b>RP</b> Right Pocket <b>RPX</b> Right Pocket - No Accent <b>RPAR</b> Right Pocket with Brown Accent <b>RPAK</b> Right Pocket with Black Accent <b>LP</b> Left Pocket <b>LPX</b> Left Pocket - No Accent <b>LPAR</b> Left Pocket with Brown Accent <b>LPAK</b> Left Pocket with Black Accent  see pocket for pricing	<b>WF</b> Wood Foot See Poet Wood Foot Finishes  <b>MF</b> Metal Foot See Poet Metal Foot Finishes  <a href="#">see foot finish style for pricing</a>	<b>NGB</b> No Ganging Brackets <b>YGV</b> Ganging Bracket - add \$50

## Description + General Information

## Two Seat with Peninsula Arm



left shown

- arm pocket available - upholstery same as arm and requires additional yardage, see upcharges below per arm
- undermount power center available - order EC30 separately

Dimensions	D	W	H	Shipping	
Overall	34	58	32	Ctn Wt	111
Seat	22 & 34	53 ½	17 ½	Cu Ft	33
Arm			25 ¼		

	Single Upholstery	Frame Zone 1	Seat & Back Zone 2	Arm Zone 3	Pocket (per arm)
COM Ydg	8 ½	2 ¼	5	1 ½	1
COL Sq Ft	170	45	100	30	18

## Single Upholstery Specify: Model | Upholstery | Pocket | Foot Style | Ganging

PLPMP12B-R  
PLPMP12B-L

	COM	COL	A	B	C	D	E	F	G	H	I	J	L1	L2
Single Uph	\$3,433	\$3,918	\$3,508	\$3,657	\$3,918	\$4,253	\$4,589	\$5,111	\$5,670	\$6,267	\$7,199	\$8,318	\$6,080	\$6,826

## Multiple Upholstery Specify: Model | Frame Upholstery | Seat &amp; Back Uph | Arm Uph | Pocket | Foot Style | Ganging

PLPMP12B-R\_M  
PLPMP12B-L\_M

Base Price: \$3,433 To the Base Price, add the appropriate upcharges by grade, per zone

	COM	COL	A	B	C	D	E	F	G	H	I	J	L1	L2
Frame - Zone 1	+ n/a	+\$129	+ \$20	+ \$60	+\$129	+\$218	+ \$306	+ \$445	+ \$593	+ \$751	+ \$997	+ \$1,294	+ \$701	+ \$899
Seat & Back - Zone 2	+ n/a	+\$286	+ \$45	+\$132	+\$286	+\$483	+ \$680	+ \$988	+ \$1,316	+ \$1,668	+ \$2,216	+ \$2,874	+ \$1,558	+ \$1,996
Arm - Zone 3	+ n/a	+\$86	+ \$14	+\$40	+\$86	+\$145	+ \$204	+ \$297	+ \$395	+ \$501	+ \$665	+ \$863	+ \$468	+ \$599

## Optional Arm Pocket Available on both Single and Multiple Upholstery Units with Arm Pocket Upholstery matching the Arm.

## Pocket Upcharge

Pricing below represents upcharge for single arm pocket. For pockets on both arms, double the price.


	COM	COL	A	B	C	D	E	F	G	H	I	J	L1	L2
No Leather Accent	\$131	\$188	\$140	\$158	\$188	\$228	\$267	\$329	\$395	\$465	\$574	\$706	\$443	\$531
With Leather Accent	\$174	\$231	\$183	\$200	\$231	\$271	\$310	\$371	\$437	\$507	\$617	\$749	\$485	\$573

Model	Upholstery	Pocket	Foot Style	Ganging
	Grade Vendor Pattern Colorway	<b>NP</b> No Pocket <b>RP</b> Right Pocket <b>RPX</b> Right Pocket - No Accent <b>RPAR</b> Right Pocket with Brown Accent <b>RPAK</b> Right Pocket with Black Accent <b>LP</b> Left Pocket <b>LPX</b> Left Pocket - No Accent <b>LPAR</b> Left Pocket with Brown Accent <b>LPAK</b> Left Pocket with Black Accent  see pocket for pricing	<b>WF</b> Wood Foot See Poet Wood Foot Finishes  <b>MF</b> Metal Foot See Poet Metal Foot Finishes  <a href="#">see foot finish style for pricing</a>	<b>NGB</b> No Ganging Brackets <b>YGV</b> Ganging Bracket - add \$50



Description + General Information

Two Seat Peninsula with Arm



left shown

- arm pocket available - upholstery same as arm and requires additional yardage, see upcharges below per arm
- undermount power center available - order EC30 separately

Dimensions	D	W	H	Shipping	
Overall	34	85	32	Ctn Wt	154
Seat	22 & 34	80 ½	17 ½	Cu Ft	48
Arm			25 ¼		

	Single Upholstery	Frame Zone 1	Seat & Back Zone 2	Arm Zone 3	Pocket (per arm)
COM Ydg	13	4 ½	7 ¼	1 ½	1
COL Sq Ft	260	85	145	30	18

Single Upholstery    Specify: Model | Upholstery | Pocket | Foot Style | Ganging

PLPMP13B-R PLPMP13B-L														
	COM	COL	A	B	C	D	E	F	G	H	I	J	L1	L2
Single Uph	\$4,700	\$5,441	\$4,814	\$5,042	\$5,441	\$5,955	\$6,468	\$7,266	\$8,122	\$9,034	\$10,460	\$12,171	\$8,749	\$9,890

Multiple Upholstery    Specify: Model | Frame Upholstery | Seat & Back Uph | Arm Uph    Pocket | Foot Style | Ganging

PLPMP13B-R_M PLPMP13B-L_M														
Base Price: \$4,700	To the Base Price, add the appropriate upcharges by grade, per zone													
	COM	COL	A	B	C	D	E	F	G	H	I	J	L1	L2
Frame - Zone 1	+ n/a	+\$257	+ \$40	+ \$119	+\$257	+\$435	+ \$612	+ \$889	+ \$1,185	+ \$1,501	+ \$1,994	+ \$2,587	+ \$1,402	+ \$1,797
Seat & Back - Zone 2	+ n/a	+\$414	+ \$64	+\$191	+\$414	+\$700	+ \$986	+ \$1,432	+ \$1,909	+ \$2,418	+ \$3,213	+ \$4,167	+ \$2,259	+ \$2,895
Arm - Zone 3	+ n/a	+\$86	+ \$14	+\$40	+\$86	+\$145	+ \$204	+ \$297	+ \$395	+ \$501	+ \$665	+ \$863	+ \$468	+ \$599


Optional Arm Pocket    Available on both Single and Multiple Upholstery Units with Arm Pocket Upholstery matching the Arm.

Pocket Upcharge    Pricing below represents upcharge for single arm pocket. For pockets on both arms, double the price.														
	COM	COL	A	B	C	D	E	F	G	H	I	J	L1	L2
No Leather Accent	\$131	\$188	\$140	\$158	\$188	\$228	\$267	\$329	\$395	\$465	\$574	\$706	\$443	\$531
With Leather Accent	\$174	\$231	\$183	\$200	\$231	\$271	\$310	\$371	\$437	\$507	\$617	\$749	\$485	\$573

Model	Upholstery	Pocket	Foot Style	Ganging
PL26 POET	Grade Vendor Pattern Colorway	<b>NP</b> No Pocket <b>RP</b> Right Pocket <b>RPX</b> Right Pocket - No Accent <b>RPAR</b> Right Pocket with Brown Accent <b>RPAK</b> Right Pocket with Black Accent <b>LP</b> Left Pocket <b>LPX</b> Left Pocket - No Accent <b>LPAR</b> Left Pocket with Brown Accent <b>LPAK</b> Left Pocket with Black Accent  see pocket for pricing	<b>WF</b> Wood Foot See Poet Wood Foot Finishes  <b>MF</b> Metal Foot See Poet Metal Foot Finishes  <a href="#">see foot finish style for pricing</a>	<b>NGB</b> No Ganging Brackets <b>YGV</b> Ganging Bracket - add \$50

## Description + General Information

## Single Seat with Arm - Table



left shown

- arm pocket available - upholstery same as arm and requires additional yardage, see upcharges below per arm
- undermount power center available - order EC30 separately

Dimensions	D	W	H	Shipping	
Overall	34 ¾	58	32	Ctn Wt	111
Seat	22	26 ½	17 ½	Cu Ft	34
Arm			25 ¼		

	Single Upholstery	Frame Zone 1	Seat & Back Zone 2	Arm Zone 3	Pocket (per arm)
COM Ydg	6 ½	2 ½	2 ¾	1 ½	1
COL Sq Ft	130	45	55	30	18

## Single Upholstery Specify: Model | Single Uph | Pocket | Top Surface | Foot Style | Power | Ganging

PLPMP11T-R  
PLPMP11T-L

	COM	COL	A	B	C	D	E	F	G	H	I	J	L1	L2
Single Uph/Lam	\$2,868	\$3,239	\$2,925	\$3,039	\$3,239	\$3,496	\$3,752	\$4,151	\$4,579	\$5,035	\$5,748	\$6,604	\$4,893	\$5,463
Single Uph/Essentials	\$3,201	\$3,572	\$3,258	\$3,372	\$3,572	\$3,829	\$4,085	\$4,484	\$4,912	\$5,368	\$6,081	\$6,937	\$5,226	\$5,796
Single Uph/Artisan	\$3,227	\$3,598	\$3,284	\$3,398	\$3,598	\$3,855	\$4,111	\$4,510	\$4,938	\$5,394	\$6,107	\$6,963	\$5,252	\$5,822
Single Uph/Solid Surf	\$4,665	\$5,036	\$4,722	\$4,836	\$5,036	\$5,293	\$5,549	\$5,948	\$6,376	\$6,832	\$7,545	\$8,401	\$6,690	\$7,260

## Multiple Upholstery Specify: Model | Frame Uph | Seat &amp; Back Uph | Arm Uph | Pocket | Top Surface | Foot Style | Power | Ganging

PLPMP11T-R\_M  
PLPMP11T-L\_M

Base Price Laminate: \$2,868

Base Price Essentials: \$3,201

Base Price Solid Surface: \$4,665

Base Price Artisan: \$3,227

To the Base Price, add the appropriate upcharges by grade, per zone

	COM	COL	A	B	C	D	E	F	G	H	I	J	L1	L2
Frame - Zone 1	+n/a	+ \$143	+ \$22	+ \$66	+ \$143	+ \$242	+ \$340	+ \$494	+ \$659	+ \$834	+ \$1,108	+ \$1,437	+ \$779	+ \$999
Seat & Back - Zone 2	+n/a	+ \$157	+ \$25	+ \$73	+ \$157	+ \$266	+ \$374	+ \$543	+ \$724	+ \$917	+ \$1,219	+ \$1,581	+ \$857	+ \$1,098
Arm - Zone 3	+ n/a	+\$86	+ \$14	+\$40	+\$86	+\$145	+\$204	+\$297	+\$395	+\$501	+\$665	+\$863	+\$468	+\$599

## Optional Arm Pocket Available on both Single and Multiple Upholstery Units with Arm Pocket Upholstery matching the Arm.

## Pocket Upcharge


Pricing below represents upcharge for single arm pocket. For pockets on both arms, double the price.

	COM	COL	A	B	C	D	E	F	G	H	I	J	L1	L2
No Leather Accent	\$131	\$188	\$140	\$158	\$188	\$228	\$267	\$329	\$395	\$465	\$574	\$706	\$443	\$531
With Leather Accent	\$174	\$231	\$183	\$200	\$231	\$271	\$310	\$371	\$437	\$507	\$617	\$749	\$485	\$573

Model	Upholstery	Pocket	Top Surface	Foot Style	Power	Ganging
	Grade Vendor Pattern Colorway	<b>NP</b> No Pocket <b>RP</b> Right Pocket <b>RPX</b> Right Pocket - No Accent <b>RPAR</b> Right Pocket with Brown Accent <b>RPAK</b> Right Pocket with Black Accent <b>LP</b> Left Pocket <b>LPX</b> Left Pocket - No Accent <b>LPAR</b> Left Pocket with Brown Accent <b>LPAK</b> Left Pocket with Black Accent  see pocket for pricing	<b>T</b> Laminate See Poet Laminate Finishes <b>V</b> Veneer See Poet Veneer Finishes <b>S</b> Solid Surface See Poet Solid Surface Finishes  <a href="#">see top surface for pricing</a>	<b>WF</b> Wood Foot See Poet Wood Foot Finishes  <b>MF</b> Metal Foot See Poet Metal Foot Finishes  <a href="#">see foot finish style for pricing</a>	<b>NSP</b> No Surface Power <b>YSP</b> Surface Power (EC31) - add \$420 <b>B</b> Black Power Unit B Black Cord G Graphite Cord - add \$187 <b>W</b> White Power Unit G Graphite Cord - add \$187	<b>NGB</b> No Ganging Brackets <b>YGV</b> Ganging Bracket - add \$50

Description + General Information

Two Seat with Arm - Table



left shown

- arm pocket available - upholstery same as arm and requires additional yardage, see upcharges below per arm
- undermount power center available - order EC30 separately

Dimensions	D	W	H	Shipping	
Overall	34 ¾	85	32	Ctn Wt	154
Seat	22	53 ½	17 ½	Cu Ft	49
Arm			25 ¾		

	Single Upholstery	Frame Zone 1	Seat & Back Zone 2	Arm Zone 3	Pocket (per arm)
COM Ydg	11	4 ½	5 ¾	1 ½	1
COL Sq Ft	220	85	105	30	18

Single Upholstery Specify: Model | Single Uph | Pocket | Top Surface | Foot Style | Power | Ganging

PLPMP12T-R PLPMP12T-L														
	COM	COL	A	B	C	D	E	F	G	H	I	J	L1	L2
Single Uph/Lam	\$4,055	\$4,683	\$4,152	\$4,345	\$4,683	\$5,117	\$5,552	\$6,227	\$6,951	\$7,723	\$8,929	\$10,377	\$7,482	\$8,447
Single Uph/Essentials	\$4,388	\$5,016	\$4,485	\$4,678	\$5,016	\$5,450	\$5,885	\$6,560	\$7,284	\$8,056	\$9,262	\$10,710	\$7,815	\$8,780
Single Uph/Artisan	\$4,414	\$5,042	\$4,511	\$4,704	\$5,042	\$5,476	\$5,911	\$6,586	\$7,310	\$8,082	\$9,288	\$10,736	\$7,841	\$8,806
Single Uph/Solid Surf	\$5,852	\$6,480	\$5,949	\$6,142	\$6,480	\$6,914	\$7,349	\$8,024	\$8,748	\$9,520	\$10,726	\$12,174	\$9,279	\$10,244

Multiple Upholstery Specify: Model | Frame Uph | Seat & Back Uph | Arm Uph | Pocket | Top Surface | Foot Style | Power | Ganging

PLPMP12T-R_M PLPMP12T-L_M	Base Price Laminate: \$4,055							Base Price Essentials: \$4,388						
	Base Price Solid Surface: \$5,852							Base Price Artisan: \$4,414						
	To the Base Price, add the appropriate upcharges by grade, per zone													
	COM	COL	A	B	C	D	E	F	G	H	I	J	L1	L2
Frame - Zone 1	+n/a	+ \$261	+ \$40	+ \$119	+ \$257	+ \$435	+ \$613	+ \$889	+ \$1,185	+ \$1,501	+ \$1,994	+ \$2,587	+ \$1,402	+ \$1,797
Seat & Back - Zone 2	+n/a	+ \$305	+ \$47	+ \$139	+ \$300	+ \$507	+ \$715	+ \$1,037	+ \$1,383	+ \$1,751	+ \$2,327	+ \$3,018	+ \$1,636	+ \$2,097
Arm - Zone 3	+ n/a	+\$86	+ \$14	+\$40	+\$86	+\$145	+ \$205	+ \$297	+ \$395	+ \$501	+ \$665	+ \$863	+ \$468	+ \$599

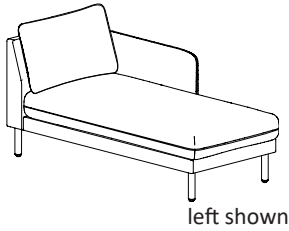
Optional Arm Pocket Available on both Single and Multiple Upholstery Units with Arm Pocket Upholstery matching the Arm.

Pocket Upcharge	Pricing below represents upcharge for single arm pocket. For pockets on both arms, double the price.													
	COM	COL	A	B	C	D	E	F	G	H	I	J	L1	L2
No Leather Accent	\$131	\$188	\$140	\$158	\$188	\$228	\$267	\$329	\$395	\$465	\$574	\$706	\$443	\$531
With Leather Accent	\$174	\$231	\$183	\$200	\$231	\$271	\$310	\$371	\$437	\$507	\$617	\$749	\$485	\$573

Model	Upholstery	Pocket	Top Surface	Foot Style	Power	Ganging
	Grade Vendor Pattern Colorway	<b>NP</b> No Pocket <b>RP</b> Right Pocket <b>RPX</b> Right Pocket - No Accent <b>RPAR</b> Right Pocket with Brown Accent <b>RPAK</b> Right Pocket with Black Accent <b>LP</b> Left Pocket <b>LPX</b> Left Pocket - No Accent <b>LPAR</b> Left Pocket with Brown Accent <b>LPAK</b> Left Pocket with Black Accent  see pocket for pricing	<b>T</b> Laminate See Poet Laminate Finishes <b>V</b> Veneer See Poet Veneer Finishes <b>S</b> Solid Surface See Poet Solid Surface Finishes  <a href="#">see top surface for pricing</a>	<b>WF</b> Wood Foot See Poet Wood Foot Finishes  <b>MF</b> Metal Foot See Poet Metal Foot Finishes  <a href="#">see foot finish style for pricing</a>	<b>NSP</b> No Surface Power <b>YSP</b> Surface Power (EC31) - add \$420 <b>B</b> Black Power Unit B Black Cord G Graphite Cord - add \$187 <b>W</b> White Power Unit G Graphite Cord - add \$187	<b>NGB</b> No Ganging Brackets <b>YGV</b> Ganging Bracket - add \$50

## Description + General Information

## Chaise



- arm pocket available - upholstery same as arm and requires additional yardage, see upcharges below per arm
- undermount power center available - order EC30 separately

Dimensions	D	W	H	Shipping	
Overall	60	31	32	Ctn Wt	82
Seat	49	26 ½	17 ½	Cu Ft	31
Arm			25 ¼		

	Single Upholstery	Frame Zone 1	Seat & Back Zone 2	Arm Zone 3	Pocket (per arm)
COM Ydg	7	2	2 ¾	1 ½	1
COL Sq Ft	140	40	75	30	18

## Single Upholstery Specify: Model | Single Uph | Pocket | Foot Style | Ganging

PLPM16-R  
PLPM16-L

	COM	COL	A	B	C	D	E	F	G	H	I	J	L1	L2
Single Uph	\$3,204	\$3,603	\$3,265	\$3,388	\$3,603	\$3,879	\$4,156	\$4,586	\$5,046	\$5,538	\$6,305	\$7,226	\$5,384	\$5,998

## Multiple Upholstery Specify: Model | Frame Upholstery | Seat &amp; Back Uph | Arm Uph | Pocket | Foot Style | Ganging

PLPM16-R\_M  
PLPM16-L\_M

Base Price: \$3,204		To the Base Price, add the appropriate upcharges by grade, per zone												
	COM	COL	A	B	C	D	E	F	G	H	I	J	L1	L2
Frame - Zone 1	+ n/a	+\$114	+ \$18	+ \$53	+\$114	+\$193	+ \$272	+ \$395	+ \$527	+ \$667	+ \$886	+ \$1,150	+ \$623	+ \$799
Seat & Back - Zone 2	+ n/a	+\$214	+ \$33	+\$99	+\$214	+\$362	+ \$510	+ \$741	+ \$987	+ \$1,251	+ \$1,662	+ \$2,155	+ \$1,168	+ \$1,497
Arm - Zone 3	+ n/a	+\$86	+ \$14	+\$40	+\$86	+\$145	+ \$204	+ \$297	+ \$395	+ \$501	+ \$665	+ \$862	+ \$468	+ \$599

## Optional Arm Pocket Available on both Single and Multiple Upholstery Units with Arm Pocket Upholstery matching the Arm.

## Pocket Upcharge


Pricing below represents upcharge for single arm pocket. For pockets on both arms, double the price.

	COM	COL	A	B	C	D	E	F	G	H	I	J	L1	L2
No Leather Accent	\$131	\$188	\$140	\$158	\$188	\$228	\$267	\$329	\$395	\$465	\$574	\$706	\$443	\$531
With Leather Accent	\$174	\$231	\$183	\$200	\$231	\$271	\$310	\$371	\$437	\$507	\$617	\$749	\$485	\$573

Model	Upholstery	Pocket	Foot Style	Ganging
	Grade Vendor Pattern Colorway	<b>NP</b> No Pocket <b>RP</b> Right Pocket <b>RPX</b> Right Pocket - No Accent <b>RPAR</b> Right Pocket with Brown Accent <b>RPAK</b> Right Pocket with Black Accent <b>LP</b> Left Pocket <b>LPX</b> Left Pocket - No Accent <b>LPAR</b> Left Pocket with Brown Accent <b>LPAK</b> Left Pocket with Black Accent  see pocket for pricing	<b>WF</b> Wood Foot See Poet Wood Foot Finishes  <b>MF</b> Metal Foot See Poet Metal Foot Finishes  <a href="#">see foot finish style for pricing</a>	<b>NGB</b> No Ganging Brackets <b>YGV</b> Ganging Bracket - add \$50

Description + General Information

Corner



- undermount power center available - order EC30 separately

Dimensions	D	W	H	Shipping	
Overall	31 ½	31 ½	32	Ctn Wt	66
Seat	20 ½	20 ½	17 ½	Cu Ft	17

	Single Upholstery	Frame Zone 1	Seat & Back Zone 2
COM Ydg	7	3 ¼	4 ¼
COL Sq Ft	140	65	85

Single Upholstery    Specify: Model | Single Uph | Foot Style | Ganging

PLPMC01-R PLPMC01-L														
	COM	COL	A	B	C	D	E	F	G	H	I	J	L1	L2
Single Uph	\$2,631	\$3,030	\$2,693	\$2,815	\$3,030	\$3,307	\$3,583	\$4,013	\$4,474	\$4,965	\$5,732	\$6,654	\$4,811	\$5,425

Multiple Upholstery    Specify: Model | Frame Upholstery | Seat & Back Uph | Foot Style | Ganging

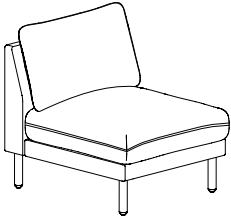
PLPMC01-R_M PLPMC01-L_M														
Base Price: \$2,631	To the Base Price, add the appropriate upcharges by grade, per zone													
	COM	COL	A	B	C	D	E	F	G	H	I	J	L1	L2
Frame - Zone 1	+ n/a	+\$186	+ \$29	+ \$86	+\$186	+\$314	+ \$442	+ \$642	+ \$856	+ \$1,084	+ \$1,440	+ \$1,868	+ \$1,013	+ \$1,298
Seat & Back - Zone 2	+ n/a	+\$243	+ \$38	+\$112	+\$243	+\$411	+ \$578	+ \$840	+ \$1,119	+ \$1,418	+ \$1,883	+ \$2,443	+ \$1,324	+ \$1,697

Model	Upholstery	Foot Style	Ganging
PL30 POET	Grade Vendor Pattern Colorway	<b>WF</b> Wood Foot See Poet Wood Foot Finishes  <b>MF</b> Metal Foot See Poet Metal Foot Finishes  <a href="#">see foot finish style for pricing</a>	<b>NGB</b> No Ganging Brackets <b>YGV</b> Ganging Bracket - add \$50

## Description + General Information

## Single Seat - Armless

- undermount power center available - order EC30 separately



Dimensions	D	W	H	Shipping	
Overall	33	27	32	Ctn Wt	54
Seat	22	27	17 ½	Cu Ft	16

	Single Upholstery	Frame Zone 1	Seat & Back Zone 2
COM Ydg	4 ½	2	2 ¾
COL Sq Ft	90	40	55

## Single Upholstery Specify: Model | Upholstery | Foot Style | Ganging

PLPM01														
	COM	COL	A	B	C	D	E	F	G	H	I	J	L1	L2
Single Uph	\$2,113	\$2,370	\$2,153	\$2,232	\$2,370	\$2,547	\$2,725	\$3,001	\$3,298	\$3,613	\$4,107	\$4,699	\$3,515	\$3,909


## Multiple Upholstery Specify: Model | Frame Upholstery | Seat &amp; Back Uph | Foot Style | Ganging

PLPM01_M														
Base Price: \$2,113	To the Base Price, add the appropriate upcharges by grade, per zone													
	COM	COL	A	B	C	D	E	F	G	H	I	J	L1	L2
Frame - Zone 1	+ n/a	+\$115	+ \$18	+ \$53	+\$115	+\$193	+ \$272	+ \$395	+ \$527	+ \$667	+ \$887	+ \$1,150	+ \$624	+ \$799
Seat & Back - Zone 2	+ n/a	+\$158	+ \$25	+\$73	+\$158	+\$266	+ \$374	+ \$543	+ \$725	+ \$917	+ \$1,219	+ \$1,581	+ \$857	+ \$1,098

Model	Upholstery	Foot Style	Ganging
	Grade Vendor Pattern Colorway	<b>WF</b> Wood Foot See Poet Wood Foot Finishes  <b>MF</b> Metal Foot See Poet Metal Foot Finishes  <a href="#">see foot finish style for pricing</a>	<b>NGB</b> No Ganging Brackets <b>YGV</b> Ganging Bracket - add \$50

Description + General Information

Two Seat - Armless



- undermount power center available - order EC30 separately

Dimensions	D	W	H	Shipping	
Overall	33	54 ¼	32	Ctn Wt	101
Seat	22	54 ¼	17 ½	Cu Ft	30

	Single Upholstery	Frame Zone 1	Seat & Back Zone 2
COM Ydg	9	3 ¾	5 ½
COL Sq Ft	180	70	110

Single Upholstery    Specify: Model | Upholstery | Foot Style | Ganging

PLPM02														
	COM	COL	A	B	C	D	E	F	G	H	I	J	L1	L2
Single Uph	\$3,283	\$3,797	\$3,363	\$3,521	\$3,797	\$4,152	\$4,508	\$5,060	\$5,652	\$6,284	\$7,271	\$8,456	\$6,087	\$6,876

Multiple Upholstery    Specify: Model | Frame Upholstery | Seat & Back Uph | Foot Style | Ganging


PLPM02_M														
Base Price: \$3,283		To the Base Price, add the appropriate upcharges by grade, per zone												
	COM	COL	A	B	C	D	E	F	G	H	I	J	L1	L2
Frame - Zone 1	+ n/a	+\$215	+ \$34	+ \$100	+\$215	+\$363	+ \$511	+ \$741	+ \$988	+ \$1,251	+ \$1,662	+ \$2,156	+ \$1,169	+ \$1,498
Seat & Back - Zone 2	+ n/a	+\$315	+ \$49	+\$146	+\$315	+\$532	+ \$749	+ \$1,086	+ \$1,448	+ \$1,834	+ \$2,438	+ \$3,162	+ \$1,714	+ \$2,196

Model	Upholstery	Foot Style	Ganging
PL32 POET	Grade Vendor Pattern Colorway	<b>WF</b> Wood Foot See Poet Wood Foot Finishes	<b>NGB</b> No Ganging Brackets <b>YGV</b> Ganging Bracket - add \$50
		<b>MF</b> Metal Foot See Poet Metal Foot Finishes <a href="#">see foot finish style for pricing</a>	

## Description + General Information

## Three Seat - Armless

- undermount power center available - order EC30 separately



Dimensions	D	W	H	Shipping	
Overall	33	81 ½	32	Ctn Wt	146
Seat	22	81 ½	17 ½	Cu Ft	44

	Single Upholstery	Frame Zone 1	Seat & Back Zone 2
COM Ydg	13 ½	5 ½	8 ¼
COL Sq Ft	270	110	160

## Single Upholstery Specify: Model | Upholstery | Foot Style | Ganging

## PLPM03

	COM	COL	A	B	C	D	E	F	G	H	I	J	L1	L2
Single Uph	\$4,506	\$5,277	\$4,625	\$4,862	\$5,277	\$5,810	\$6,343	\$7,172	\$8,060	\$9,008	\$10,488	\$12,265	\$8,712	\$9,896

## Multiple Upholstery Specify: Model | Frame Upholstery | Seat &amp; Back Uph | Foot Style | Ganging

## PLPM03\_M

<b>Base Price:</b> \$4,506	To the Base Price, add the appropriate upcharges by grade, per zone													
	COM	COL	A	B	C	D	E	F	G	H	I	J	L1	L2
Frame - Zone 1	+ n/a	+\$315	+\$49	+\$146	+\$315	+\$532	+\$749	+\$1,087	+\$1,448	+\$1,835	+\$2,438	+\$3,162	+\$1,714	+\$2,196
Seat & Back - Zone 2	+ n/a	+\$472	+\$73	+\$218	+\$472	+\$797	+\$1,123	+\$1,630	+\$2,172	+\$2,752	+\$3,656	+\$4,742	+\$2,571	+\$3,294


Model	Upholstery	Foot Style	Ganging
	Grade Vendor Pattern Colorway	<b>WF</b> Wood Foot See Poet Wood Foot Finishes  <b>MF</b> Metal Foot See Poet Metal Foot Finishes  <a href="#">see foot finish style for pricing</a>	<b>NGB</b> No Ganging Brackets <b>YGV</b> Ganging Bracket - add \$50



Description + General Information

Two Seat Peninsula - Armless

- undermount power center available - order EC30 separately



left shown

Dimensions	D	W	H	Shipping	
Overall	34	54 ¼	32	Ctn Wt	97
Seat	22 & 34	54 ¼	17 ½	Cu Ft	31

	Single Upholstery	Frame Zone 1	Seat & Back Zone 2
COM Ydg	7 ¼	2 ½	5
COL Sq Ft	145	45	100

Single Upholstery Specify: Model | Upholstery | Foot Style | Ganging

PLPMP02B-R PLPMP02B-L														
	COM	COL	A	B	C	D	E	F	G	H	I	J	L1	L2
Single Uph	\$2,927	\$3,341	\$2,991	\$3,118	\$3,341	\$3,627	\$3,914	\$4,359	\$4,836	\$5,345	\$6,140	\$7,094	\$5,186	\$5,822


Multiple Upholstery Specify: Model | Frame Upholstery | Seat & Back Uph | Foot Style | Ganging

PLPMP02B-R_M PLPMP02B-L_M														
Base Price: \$2,927	To the Base Price, add the appropriate upcharges by grade, per zone													
	COM	COL	A	B	C	D	E	F	G	H	I	J	L1	L2
Frame - Zone 1	+ n/a	+\$143	+ \$23	+ \$66	+\$143	+\$242	+ \$341	+ \$494	+ \$659	+ \$834	+ \$1,108	+ \$1,437	+ \$779	+ \$999
Seat & Back - Zone 2	+ n/a	+\$286	+ \$45	+\$132	+\$286	+\$483	+ \$681	+ \$988	+ \$1,317	+ \$1,668	+ \$2,216	+ \$2,874	+ \$1,558	+ \$1,997

Model	Upholstery	Foot Style	Ganging
PL34 POET	Grade	<b>WF</b> Wood Foot See Poet Wood Foot Finishes	<b>NGB</b> No Ganging Brackets
	Vendor	<b>MF</b> Metal Foot See Poet Metal Foot Finishes	<b>YGV</b> Ganging Bracket - add \$50
	Pattern		
	Colorway	<a href="#">see foot finish style for pricing</a>	

## Description + General Information

## Two Seat with Center Bench - Armless



- undermount power center available - order EC30 separately

Dimensions	D	W	H	Shipping	
Overall	34	81 ½	32	Ctn Wt	142
Seat	22 & 34	81 ½	17 ½	Cu Ft	46

	Single Upholstery	Frame Zone 1	Seat & Back Zone 2
COM Ydg	11 ½	4 ½	7 ¼
COL Sq Ft	230	85	145

## Single Upholstery Specify: Model | Upholstery | Foot Style | Ganging

PLPMP03B														
	COM	COL	A	B	C	D	E	F	G	H	I	J	L1	L2
Single Uph	\$4,274	\$4,930	\$4,375	\$4,577	\$4,930	\$5,384	\$5,838	\$6,545	\$7,301	\$8,108	\$9,370	\$10,883	\$7,856	\$8,865

## Multiple Upholstery Specify: Model | Frame Upholstery | Seat &amp; Back Uph | Foot Style | Ganging


PLPMP03B_M														
Base Price: \$4,274	To the Base Price, add the appropriate upcharges by grade, per zone													
	COM	COL	A	B	C	D	E	F	G	H	I	J	L1	L2
Frame - Zone 1	+ n/a	+\$257	+ \$40	+ \$119	+\$257	+\$435	+ \$612	+ \$889	+ \$1,185	+ \$1,501	+ \$1,995	+ \$2,587	+ \$1,402	+ \$1,797
Seat & Back - Zone 2	+ n/a	+\$414	+ \$64	+ \$192	+\$414	+\$700	+ \$986	+ \$1,432	+ \$1,909	+ \$2,418	+ \$3,213	+ \$4,167	+ \$2,259	+ \$2,895

Model	Upholstery	Foot Style	Ganging
	Grade Vendor Pattern Colorway	<b>WF</b> Wood Foot See Poet Wood Foot Finishes  <b>MF</b> Metal Foot See Poet Metal Foot Finishes  <a href="#">see foot finish style for pricing</a>	<b>NGB</b> No Ganging Brackets <b>YGV</b> Ganging Bracket - add \$50

Description + General Information

Two Seat with Bench - Armless

- undermount power center available - order EC30 separately



left shown

Dimensions	D	W	H	Shipping	
Overall	34	81 ½	32	Ctn Wt	142
Seat	22 & 34	81 ½	17 ½	Cu Ft	46

	Single Upholstery	Frame Zone 1	Seat & Back Zone 2
COM Ydg	11 ½	4 ½	7 ¼
COL Sq Ft	230	85	145

Single Upholstery    Specify: Model | Upholstery | Foot Style | Ganging

PLPMP03B-R PLPMP03B-L														
	COM	COL	A	B	C	D	E	F	G	H	I	J	L1	L2
Single Uph	\$4,303	\$4,959	\$4,404	\$4,606	\$4,959	\$5,413	\$5,867	\$6,573	\$7,330	\$8,137	\$9,398	\$10,912	\$7,885	\$8,894

Multiple Upholstery    Specify: Model | Frame Upholstery | Seat & Back Uph | Foot Style | Ganging


PLPMP03B-R_M PLPMP03B-L_M														
Base Price: \$4,303	To the Base Price, add the appropriate upcharges by grade, per zone													
	COM	COL	A	B	C	D	E	F	G	H	I	J	L1	L2
Frame - Zone 1	+ n/a	+\$257	+ \$40	+ \$119	+\$257	+\$435	+ \$612	+ \$889	+ \$1,185	+ \$1,501	+ \$1,994	+ \$2,587	+ \$1,402	+ \$1,797
Seat & Back - Zone 2	+ n/a	+\$414	+ \$64	+\$192	+\$414	+\$700	+ \$986	+ \$1,432	+ \$1,909	+ \$2,418	+ \$3,213	+ \$4,167	+ \$2,259	+ \$2,895

Model	Upholstery	Foot Style	Ganging
PL36 POET	Grade Vendor Pattern Colorway	<b>WF</b> Wood Foot See Poet Wood Foot Finishes  <b>MF</b> Metal Foot See Poet Metal Foot Finishes  <a href="#">see foot finish style for pricing</a>	<b>NGB</b> No Ganging Brackets <b>YGV</b> Ganging Bracket - add \$50

## Description + General Information

## Single Seat with Table - Armless

- undermount power center available - order EC30 separately



left shown

Dimensions	D	W	H	Shipping	
Overall	33	54 ¼	32	Ctn Wt	97
Seat	22	27	17 ½	Cu Ft	30

	Single Upholstery	Frame Zone 1	Seat & Back Zone 2
COM Ydg	5	2 ½	2 ¾
COL Sq Ft	100	45	55

## Single Upholstery Specify: Model | Single Uph | Top Surface | Foot Style | Power | Ganging

PLPMP01T-R  
PLPMP01T-L

	COM	COL	A	B	C	D	E	F	G	H	I	J	L1	L2
Single Uph/Lam	\$2,405	\$2,691	\$2,449	\$2,537	\$2,691	\$2,888	\$3,086	\$3,393	\$3,722	\$4,073	\$4,621	\$5,279	\$3,963	\$4,402
Single Uph/Essentials	\$2,738	\$3,024	\$2,782	\$2,870	\$3,024	\$3,221	\$3,419	\$3,726	\$4,055	\$4,406	\$4,954	\$5,612	\$4,296	\$4,735
Single Uph/Artisan	\$2,764	\$3,050	\$2,808	\$2,896	\$3,050	\$3,247	\$3,445	\$3,752	\$4,081	\$4,432	\$4,980	\$5,638	\$4,322	\$4,761
Single Uph/Solid Surf	\$4,202	\$4,488	\$4,246	\$4,334	\$4,488	\$4,685	\$4,883	\$5,190	\$5,519	\$5,870	\$6,418	\$7,076	\$5,760	\$6,199

## Multiple Upholstery Specify: Model | Frame Uph | Seat &amp; Back Uph | Top Surface | Foot Style | Power | Ganging

PLPMP01T-R\_M  
PLPMP01T-L\_M

Base Price Laminate: \$2,405

Base Price Essentials: \$2,738

Base Price Solid Surface: \$4,202

Base Price Artisan: \$2,764


To the Base Price, add the appropriate upcharges by grade, per zone

	COM	COL	A	B	C	D	E	F	G	H	I	J	L1	L2
Frame - Zone 1	+n/a	+ \$143	+ \$22	+ \$66	+ \$143	+ \$242	+ \$341	+ \$494	+ \$659	+ \$834	+ \$1,108	+ \$1,437	+ \$779	+ \$999
Seat & Back - Zone 2	+n/a	+ \$158	+ \$25	+ \$73	+ \$158	+ \$266	+ \$375	+ \$544	+ \$725	+ \$918	+ \$1,219	+ \$1,581	+ \$857	+ \$1,099

Model	Upholstery	Top Surface	Foot Style	Power	Ganging
	Grade Vendor Pattern Colorway	<b>T Laminate</b> See Poet Laminate Finishes <b>V Veneer</b> See Poet Veneer Finishes <b>S Solid Surface</b> See Poet Solid Surface Finishes <a href="#">see top surface for pricing</a>	<b>WF Wood Foot</b> See Poet Wood Foot Finishes <b>MF Metal Foot</b> See Poet Metal Foot Finishes <a href="#">see foot finish style for pricing</a>	<b>NSP</b> No Surface Power <b>YSP</b> Surface Power (EC31) - add \$420 <b>B Black Power Unit</b> <b>B</b> Black Cord <b>G</b> Graphite Cord - add \$187 <b>W White Power Unit</b> <b>G</b> Graphite Cord - add \$187	<b>NGB</b> No Ganging Brackets <b>YGV</b> Ganging Bracket - add \$50

Description + General Information

Two Seat with Center Table - Armless



- undermount power center available - order EC30 separately

Dimensions	D	W	H	Shipping	
Overall	33	81 ½	32	Ctn Wt	142
Seat	22	27 ea	17 ½	Cu Ft	44

	Single Upholstery	Frame Zone 1	Seat & Back Zone 2
COM Ydg	9 ½	4 ¼	5 ½
COL Sq Ft	190	85	110

Single Upholstery Specify: Model | Single Uph | Top Surface | Foot Style | Power | Ganging

PLPMP02T														
	COM	COL	A	B	C	D	E	F	G	H	I	J	L1	L2
Single Uph/Lam	\$3,842	\$4,384	\$3,926	\$4,092	\$4,384	\$4,759	\$5,134	\$5,717	\$6,343	\$7,009	\$8,051	\$9,301	\$6,801	\$7,634
Single Uph/Essentials	\$4,175	\$4,717	\$4,259	\$4,425	\$4,717	\$5,092	\$5,467	\$6,050	\$6,676	\$7,342	\$8,384	\$9,634	\$7,134	\$7,967
Single Uph/Artisan	\$4,201	\$4,743	\$4,285	\$4,451	\$4,743	\$5,118	\$5,493	\$6,076	\$6,702	\$7,368	\$8,410	\$9,660	\$7,160	\$7,993
Single Uph/Solid Surf	\$5,639	\$6,181	\$5,723	\$5,889	\$6,181	\$6,556	\$6,931	\$7,514	\$8,140	\$8,806	\$9,848	\$11,098	\$8,598	\$9,431

Multiple Upholstery Specify: Model | Frame Uph | Seat & Back Uph | Top Surface | Foot Style | Power | Ganging


PLPMP02T_M	Base Price Laminate: \$3,842							Base Price Essentials: \$4,175						
	Base Price Solid Surface: \$5,639							Base Price Veneer: \$4,201						
	To the Base Price, add the appropriate upcharges by grade, per zone													
	COM	COL	A	B	C	D	E	F	G	H	I	J	L1	L2
Frame - Zone 1	+n/a	+ \$243	+ \$38	+ \$112	+ \$243	+ \$411	+ \$578	+ \$839	+ \$1,119	+ \$1,417	+ \$1,883	+ \$2,443	+ \$1,324	+ \$1,697
Seat & Back - Zone 2	+n/a	+ \$314	+ \$49	+ \$145	+ \$314	+ \$531	+ \$748	+ \$1,086	+ \$1,448	+ \$1,834	+ \$2,437	+ \$3,161	+ \$1,714	+ \$2,196

Model	Upholstery	Top Surface	Foot Style	Power	Ganging
	Grade Vendor Pattern Colorway	<b>T Laminate</b> See Poet Laminate Finishes <b>V Veneer</b> See Poet Veneer Finishes <b>S Solid Surface</b> See Poet Solid Surface Finishes <a href="#">see top surface for pricing</a>	<b>WF</b> Wood Foot See Poet Wood Foot Finishes  <b>MF</b> Metal Foot See Poet Metal Foot Finishes  <a href="#">see foot finish style for pricing</a>	<b>NSP</b> No Surface Power <b>YSP</b> Surface Power (EC31) - add \$420 <b>B Black Power Unit</b> <b>B</b> Black Cord <b>G</b> Graphite Cord - add \$187 <b>W White Power Unit</b> <b>G</b> Graphite Cord - add \$187	<b>NGB</b> No Ganging Brackets <b>YGV</b> Ganging Bracket - add \$50

## Description + General Information

## Two Seat with Table - Armless

- undermount power center available - order EC30 separately



left shown

Dimensions	D	W	H	Shipping	
Overall	33	81 ½	32	Ctn Wt	142
Seat	22	54 ¼	17 ½	Cu Ft	44

	Single Upholstery	Frame Zone 1	Seat & Back Zone 2
COM Ydg	9 ½	4 ¼	5 ½
COL Sq Ft	190	85	110

## Single Upholstery Specify: Model | Single Uph | Top Surface | Foot Style | Power | Ganging

PLPMP02T-R  
PLPMP02T-L

	COM	COL	A	B	C	D	E	F	G	H	I	J	L1	L2
Single Uph/Lam	\$3,664	\$4,206	\$3,748	\$3,915	\$4,206	\$4,582	\$4,957	\$5,540	\$6,165	\$6,832	\$7,874	\$9,124	\$6,624	\$7,457
Single Uph/Essentials	\$3,997	\$4,539	\$4,081	\$4,248	\$4,539	\$4,915	\$5,290	\$5,873	\$6,498	\$7,165	\$8,207	\$9,457	\$6,957	\$7,790
Single Uph/Artisan	\$4,023	\$4,565	\$4,107	\$4,274	\$4,565	\$4,941	\$5,316	\$5,899	\$6,524	\$7,191	\$8,233	\$9,483	\$6,983	\$7,816
Single Uph/Solid Surf	\$5,461	\$6,003	\$5,545	\$5,712	\$6,003	\$6,379	\$6,754	\$7,337	\$7,962	\$8,629	\$9,671	\$10,921	\$8,421	\$9,254

## Multiple Upholstery Specify: Model | Frame Uph | Seat &amp; Back Uph | Top Surface | Foot Style | Power | Ganging

PLPMP02T-R\_M  
PLPMP02T-L\_M

Base Price Laminate: \$3,664

Base Price Essentials: \$3,997

Base Price Solid Surface: \$5,461

Base Price Artisan: \$4,023


To the Base Price, add the appropriate upcharges by grade, per zone

	COM	COL	A	B	C	D	E	F	G	H	I	J	L1	L2
Frame - Zone 1	+n/a	+ \$243	+ \$38	+ \$113	+ \$243	+ \$411	+ \$579	+ \$840	+ \$1,119	+ \$1,418	+ \$1,884	+ \$2,443	+ \$1,325	+ \$1,697
Seat & Back - Zone 2	+n/a	+ \$314	+ \$49	+ \$146	+ \$314	+ \$532	+ \$749	+ \$1,087	+ \$1,448	+ \$1,835	+ \$2,438	+ \$3,162	+ \$1,714	+ \$2,196

Model	Upholstery	Top Surface	Foot Style	Power	Ganging
	Grade Vendor Pattern Colorway	<b>T Laminate</b> See Poet Laminate Finishes <b>V Veneer</b> See Poet Veneer Finishes <b>S Solid Surface</b> See Poet Solid Surface Finishes <a href="#">see top surface for pricing</a>	<b>WF Wood Foot</b> See Poet Wood Foot Finishes <b>MF Metal Foot</b> See Poet Metal Foot Finishes <a href="#">see foot finish style for pricing</a>	<b>NSP</b> No Surface Power <b>YSP</b> Surface Power (EC31) - add \$420 <b>B Black Power Unit</b> <b>B</b> Black Cord <b>G</b> Graphite Cord - add \$187 <b>W White Power Unit</b> <b>G</b> Graphite Cord - add \$187	<b>NGB</b> No Ganging Brackets <b>YGV</b> Ganging Bracket - add \$50

Description + General Information

Two Seat with Two Tables -  
Armless



- undermount power center  
available - order EC30 separately

Dimensions	D	W	H	Shipping	
Overall	33	81 ½	32	Ctn Wt	142
Seat	22	27 ea	17 ½	Cu Ft	44

	Single Upholstery	Frame Zone 1	Seat & Back Zone 2
COM Ydg	9 ½	4 ¼	5 ½
COL Sq Ft	190	85	110

Single Upholstery    Specify: Model | Single Uph | Top Surface | Foot Style | Power | Ganging

PLPM02T-D														
	COM	COL	A	B	C	D	E	F	G	H	I	J	L1	L2
Single Uph/Lam	\$3,721	\$4,263	\$3,805	\$3,972	\$4,263	\$4,638	\$5,013	\$5,597	\$6,222	\$6,889	\$7,931	\$9,181	\$6,680	\$7,514
Single Uph/Essentials	\$4,117	\$4,659	\$4,201	\$4,368	\$4,659	\$5,034	\$5,409	\$5,993	\$6,618	\$7,285	\$8,327	\$9,577	\$7,076	\$7,910
Single Uph/Artisan	\$4,145	\$4,687	\$4,229	\$4,396	\$4,687	\$5,062	\$5,437	\$6,021	\$6,646	\$7,313	\$8,355	\$9,605	\$7,104	\$7,938
Single Uph/Solid Surf	\$5,847	\$6,389	\$5,931	\$6,098	\$6,389	\$6,764	\$7,139	\$7,723	\$8,348	\$9,015	\$10,057	\$11,307	\$8,806	\$9,640

Multiple Upholstery    Specify: Model | Frame Uph | Seat & Back Uph | Top Surface | Foot Style | Power | Ganging

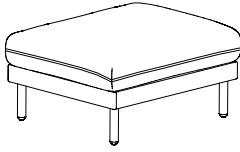
PLPM02T-D_M	Base Price Laminate: \$3,721							Base Price Essentials: \$4,117						
	Base Price Solid Surface: \$5,847							Base Price Artisan: \$4,145						
	To the Base Price, add the appropriate upcharges by grade, per zone													
	COM	COL	A	B	C	D	E	F	G	H	I	J	L1	L2
Frame - Zone 1	+n/a	+ \$243	+ \$38	+ \$113	+ \$243	+ \$411	+ \$578	+ \$840	+ \$1,119	+ \$1,418	+ \$1,884	+ \$2,443	+ \$1,324	+ \$1,697
Seat & Back - Zone 2	+n/a	+ \$314	+ \$49	+ \$146	+ \$314	+ \$531	+ \$748	+ \$1,087	+ \$1,448	+ \$1,835	+ \$2,438	+ \$3,162	+ \$1,714	+ \$2,196

Model	Upholstery	Top Surface	Foot Style	Power	Ganging
PL40 POET	Grade Vendor Pattern Colorway	<b>T Laminate</b> See Poet Laminate Finishes	<b>WF</b> Wood Foot See Poet Wood Foot Finishes	<b>NSP</b> No Surface Power	<b>NGB</b> No Ganging Brackets
		<b>V Veneer</b> See Poet Veneer Finishes	<b>MF</b> Metal Foot See Poet Metal Foot Finishes  <a href="#">see foot finish style for pricing</a>	<b>LSP</b> Left Surface Power (EC31) - add \$420	<b>YGV</b> Ganging Bracket - add \$50
		<b>S Solid Surface</b> See Poet Solid Surface Finishes  <a href="#">see top surface for pricing</a>		<b>B</b> Black Power Unit	
				<b>B</b> Black Cord	
				<b>G</b> Graphite Cord - add \$187	
				<b>W</b> White Power Unit	
				<b>G</b> Graphite Cord - add \$187	
				<b>RSP</b> Right Surface Power (EC31) - add \$420	
				<b>B</b> Black Power Unit	
				<b>B</b> Black Cord	
				<b>G</b> Graphite Cord - add \$187	
				<b>W</b> White Power Unit	
				<b>G</b> Graphite Cord - add \$187	
				<b>BSP</b> Both Surface Power (EC31) - add \$840	
				<b>B</b> Black Power Unit	
				<b>B</b> Black Cord	
				<b>G</b> Graphite Cord - add \$374	
				<b>W</b> White Power Unit	
				<b>G</b> Graphite Cord - add \$374	

## Description + General Information

## Modular Single Seat Bench

- undermount power center available - order EC30 separately



Dimensions	D	W	H	Shipping	
Overall	34	27	17 ½	Ctn Wt	50
Seat	34	27	17 ½	Cu Ft	8

	Single Upholstery	Frame Zone 1	Seat Zone 2
COM Ydg	2 ¾	¾	2
COL Sq Ft	50	15	40

## Single Upholstery Specify: Model | Upholstery | Foot Style | Ganging

PLPMB01														
	COM	COL	A	B	C	D	E	F	G	H	I	J	L1	L2
Single Uph	\$1,450	\$1,607	\$1,474	\$1,523	\$1,607	\$1,716	\$1,824	\$1,993	\$2,174	\$2,367	\$2,669	\$3,031	\$2,307	\$2,548

## Multiple Upholstery Specify: Model | Frame Upholstery | Seat &amp; Back Uph | Foot Style | Ganging


PLPMB01_M														
Base Price: \$1,450		To the Base Price, add the appropriate upcharges by grade, per zone												
	COM	COL	A	B	C	D	E	F	G	H	I	J	L1	L2
Frame - Zone 1	+ n/a	+\$43	+ \$7	+ \$20	+\$43	+\$73	+ \$102	+ \$149	+ \$198	+ \$251	+ \$333	+ \$432	+ \$234	+ \$300
Seat - Zone 2	+ n/a	+\$115	+ \$18	+\$54	+\$115	+\$194	+ \$272	+ \$395	+ \$527	+ \$667	+ \$887	+ \$1,150	+ \$624	+ \$799

Model	Upholstery	Foot Style	Ganging
	Grade Vendor Pattern Colorway	<b>WF</b> Wood Foot See Poet Wood Foot Finishes  <b>MF</b> Metal Foot See Poet Metal Foot Finishes  <a href="#">see foot finish style for pricing</a>	<b>NGB</b> No Ganging Brackets <b>YGV</b> Ganging Bracket - add \$50



Description + General Information

Single Seat



- arm pocket available - upholstery same as arm and requires additional yardage, see upcharges below per arm
- undermount power center available - order EC30 separately

Dimensions	D	W	H	Shipping	
Overall	32	37 ½	32	Ctn Wt	82
Seat	21	26 ½	17 ½	Cu Ft	21
Arm			24 ¾		

	Single Upholstery	Frame Zone 1	Seat & Back Zone 2	Arm Zone 3	Pocket (per arm)
COM Ydg	7 ½	2	3	2 ¾	1
COL Sq Ft	150	40	60	55	18

Single Upholstery    Specify: Model | Upholstery | Pocket | Foot Style

PLCF21														
	COM	COL	A	B	C	D	E	F	G	H	I	J	L1	L2
Single Uph	\$2,798	\$3,226	\$2,864	\$2,995	\$3,226	\$3,522	\$3,818	\$4,278	\$4,772	\$5,298	\$6,121	\$7,108	\$5,134	\$5,792

Multiple Upholstery    Specify: Model | Frame Upholstery | Seat & Back Uph | Arm Uph | Pocket | Foot Style

PLCF21_M														
Base Price: \$2,798	To the Base Price, add the appropriate upcharges by grade, per zone													
	COM	COL	A	B	C	D	E	F	G	H	I	J	L1	L2
Frame - Zone 1	+ n/a	+\$115	+ \$18	+ \$53	+\$115	+\$194	+ \$272	+ \$395	+ \$527	+ \$667	+ \$887	+ \$1,150	+ \$623	+ \$799
Seat & Back - Zone 2	+ n/a	+\$172	+ \$27	+\$79	+\$172	+\$290	+ \$408	+ \$592	+ \$790	+ \$1,000	+ \$1,330	+ \$1,724	+ \$935	+ \$1,198
Arm - Zone 3	+ n/a	+\$157	+ \$25	+\$73	+\$157	+\$266	+ \$374	+ \$543	+ \$724	+ \$917	+ \$1,219	+ \$1,581	+ \$857	+ \$1,098


Optional Arm Pocket    Available on both Single and Multiple Upholstery Units with Arm Pocket Upholstery matching the Arm.

Pocket Upcharge    Pricing below represents upcharge for single arm pocket. For pockets on both arms, double the price.														
	COM	COL	A	B	C	D	E	F	G	H	I	J	L1	L2
No Leather Accent	\$131	\$188	\$140	\$158	\$188	\$228	\$267	\$329	\$395	\$465	\$574	\$706	\$443	\$531
With Leather Accent	\$174	\$231	\$183	\$200	\$231	\$271	\$310	\$371	\$437	\$507	\$617	\$749	\$485	\$573

Model	Upholstery	Pocket	Foot Style
PL42 POET	Grade Vendor Pattern Colorway	<b>NP</b> No Pocket <b>LP</b> Left Pocket <b>LPX</b> Right Pocket - No Accent <b>LPAR</b> Left Pocket with Brown Accent <b>LPAK</b> Left Pocket with Black Accent <b>RP</b> Right Pocket <b>RPX</b> Right Pocket - No Accent <b>RPAR</b> Right Pocket with Brown Accent <b>RPAK</b> Right Pocket with Black Accent <b>BP</b> Both Left & Right Pockets <b>BPX</b> Both Pockets - No Accent <b>BPAR</b> Both Pockets with Brown Accent <b>BPAK</b> Both Pockets with Black Accent	<b>WF</b> Wood Foot See Poet Wood Foot Finishes  <b>MF</b> Metal Foot See Poet Metal Foot Finishes  <a href="#">see foot finish style for pricing</a>
		see pocket for pricing	

## Description + General Information

## Two Seat



- arm pocket available - upholstery same as arm and requires additional yardage, see upcharges below per arm
- undermount power center available - order EC30 separately

Dimensions	D	W	H	Shipping	
Overall	32	64 ¾	32	Ctn Wt	129
Seat	21	53 ½	17 ½	Cu Ft	35
Arm			24 ¾		

	Single Upholstery	Frame Zone 1	Seat & Back Zone 2	Arm Zone 3	Pocket (per arm)
COM Ydg	11 ¾	3 ¾	5 ¾	2 ¾	1
COL Sq Ft	235	75	115	55	18

## Single Upholstery Specify: Model | Upholstery | Pocket | Foot Style

PLCF22														
	COM	COL	A	B	C	D	E	F	G	H	I	J	L1	L2
Single Uph	\$3,917	\$4,587	\$4,020	\$4,226	\$4,587	\$5,051	\$5,515	\$6,237	\$7,010	\$7,834	\$9,123	\$10,669	\$7,577	\$8,607

## Multiple Upholstery Specify: Model | Frame Upholstery | Seat &amp; Back Uph | Arm Uph | Pocket | Foot Style

PLCF22_M														
Base Price: \$3,917	To the Base Price, add the appropriate upcharges by grade, per zone													
	COM	COL	A	B	C	D	E	F	G	H	I	J	L1	L2
Frame - Zone 1	+ n/a	+\$214	+ \$33	+ \$99	+\$214	+\$362	+\$510	+ \$741	+ \$988	+ \$1,251	+ \$1,662	+ \$2,155	+ \$1,169	+ \$1,497
Seat & Back - Zone 2	+ n/a	+\$328	+ \$51	+\$152	+\$328	+\$555	+\$782	+ \$1,136	+ \$1,514	+ \$1,917	+ \$2,548	+ \$3,305	+ \$1,792	+ \$2,296
Arm - Zone 3	+ n/a	+\$157	+ \$25	+\$73	+\$157	+\$266	+\$374	+ \$543	+ \$724	+ \$917	+ \$1,219	+ \$1,581	+ \$857	+ \$1,098


## Optional Arm Pocket Available on both Single and Multiple Upholstery Units with Arm Pocket Upholstery matching the Arm.

Pocket Upcharge Pricing below represents upcharge for single arm pocket. For pockets on both arms, double the price.														
	COM	COL	A	B	C	D	E	F	G	H	I	J	L1	L2
No Leather Accent	\$131	\$188	\$140	\$158	\$188	\$228	\$267	\$329	\$395	\$465	\$574	\$706	\$443	\$531
With Leather Accent	\$174	\$231	\$183	\$200	\$231	\$271	\$310	\$371	\$437	\$507	\$617	\$749	\$485	\$573

Model	Upholstery	Pocket	Foot Style
	Grade Vendor Pattern Colorway	<b>NP</b> No Pocket <b>LP</b> Left Pocket <b>LPX</b> Right Pocket - No Accent <b>LPAR</b> Left Pocket with Brown Accent <b>LPAK</b> Left Pocket with Black Accent <b>RP</b> Right Pocket <b>RPX</b> Right Pocket - No Accent <b>RPAR</b> Right Pocket with Brown Accent <b>RPAK</b> Right Pocket with Black Accent <b>BP</b> Both Left & Right Pockets <b>BPX</b> Both Pockets - No Accent <b>BPAR</b> Both Pockets with Brown Accent <b>BPAK</b> Both Pockets with Black Accent  see pocket for pricing	<b>WF</b> Wood Foot See Poet Wood Foot Finishes  <b>MF</b> Metal Foot See Poet Metal Foot Finishes  <a href="#">see foot finish style for pricing</a>

Description + General Information

Three Seat



- arm pocket available - upholstery same as arm and requires additional yardage, see upcharges below per arm
- undermount power center available - order EC30 separately

Dimensions	D	W	H	Shipping	
Overall	32	92	32	Ctn Wt	174
Seat	21	80 ½	17 ½	Cu Ft	49
Arm			24 ¾		

	Single Upholstery	Frame Zone 1	Seat & Back Zone 2	Arm Zone 3	Pocket (per arm)
COM Ydg	17	5 ½	9	2 ¾	1
COL Sq Ft	340	105	180	60	18

Single Upholstery    Specify: Model | Upholstery | Pocket | Foot Style

PLCF23														
	COM	COL	A	B	C	D	E	F	G	H	I	J	L1	L2
Single Uph	\$5,165	\$6,135	\$5,314	\$5,613	\$6,135	\$6,806	\$7,477	\$8,521	\$9,640	\$10,833	\$12,697	\$14,934	\$10,460	\$11,952

Multiple Upholstery    Specify: Model | Frame Upholstery | Seat & Back Uph | Arm Uph | Pocket | Foot Style

PLCF23_M														
Base Price: \$5,165		To the Base Price, add the appropriate upcharges by grade, per zone												
	COM	COL	A	B	C	D	E	F	G	H	I	J	L1	L2
Frame - Zone 1	+ n/a	+\$314	+\$49	+\$145	+\$314	+\$531	+\$ 748	+\$1,086	+\$1,448	+\$1,834	+\$2,437	+\$3,161	+\$1,714	+\$2,196
Seat & Back - Zone 2	+ n/a	+\$514	+\$79	+\$238	+\$514	+\$869	+\$1,224	+\$1,777	+\$2,370	+\$3,001	+\$3,988	+\$5,172	+\$2,804	+\$3,594
Arm - Zone 3	+ n/a	+\$157	+\$25	+\$73	+\$157	+\$266	+\$374	+\$543	+\$724	+\$917	+\$1,219	+\$1,581	+\$857	+\$1,098


Optional Arm Pocket    Available on both Single and Multiple Upholstery Units with Arm Pocket Upholstery matching the Arm.

Pocket Upcharge    Pricing below represents upcharge for single arm pocket. For pockets on both arms, double the price.														
	COM	COL	A	B	C	D	E	F	G	H	I	J	L1	L2
No Leather Accent	\$131	\$188	\$140	\$158	\$188	\$228	\$267	\$329	\$395	\$465	\$574	\$706	\$443	\$531
With Leather Accent	\$174	\$231	\$183	\$200	\$231	\$271	\$310	\$371	\$437	\$507	\$617	\$749	\$485	\$573

Model	Upholstery	Pocket	Foot Style
PL44 POET	Grade Vendor Pattern Colorway	<b>NP</b> No Pocket <b>LP</b> Left Pocket <b>LPX</b> Right Pocket - No Accent <b>LPAR</b> Left Pocket with Brown Accent <b>LPAK</b> Left Pocket with Black Accent <b>RP</b> Right Pocket <b>RPX</b> Right Pocket - No Accent <b>RPAR</b> Right Pocket with Brown Accent <b>RPAK</b> Right Pocket with Black Accent <b>BP</b> Both Left & Right Pockets <b>BPX</b> Both Pockets - No Accent <b>BPAR</b> Both Pockets with Brown Accent <b>BPAK</b> Both Pockets with Black Accent	<b>WF</b> Wood Foot See Poet Wood Foot Finishes  <b>MF</b> Metal Foot See Poet Metal Foot Finishes  <a href="#">see foot finish style for pricing</a>
		see pocket for pricing	

## Description + General Information

## Three Seat with Center Bench



- arm pocket available - upholstery same as arm and requires additional yardage, see upcharges below per arm
- undermount power center available - order EC30 separately

Dimensions	D	W	H	Shipping	
Overall	33	92	32	Ctn Wt	170
Seat	22 & 34	80 ½	17 ½	Cu Ft	50
Arm			24 ¾		

	Single Upholstery	Frame Zone 1	Seat & Back Zone 2	Arm Zone 3	Pocket (per arm)
COM Ydg	15	4 ¾	8 ¾	2 ¾	1
COL Sq Ft	300	85	165	60	18

## Single Upholstery Specify: Model | Upholstery | Pocket | Foot Style

PLCF23B														
	COM	COL	A	B	C	D	E	F	G	H	I	J	L1	L2
Single Uph	\$4,861	\$5,718	\$4,994	\$5,257	\$5,718	\$6,310	\$6,902	\$7,823	\$8,810	\$9,863	\$11,508	\$13,482	\$9,534	\$10,850

## Multiple Upholstery Specify: Model | Frame Upholstery | Seat &amp; Back Uph | Arm Uph | Pocket | Foot Style

PLCF23B_M														
Base Price: \$4,861	To the Base Price, add the appropriate upcharges by grade, per zone													
	COM	COL	A	B	C	D	E	F	G	H	I	J	L1	L2
Frame - Zone 1	+ n/a	+\$243	+\$38	+\$113	+\$243	+\$411	+\$579	+\$840	+\$1,119	+\$1,418	+\$1,884	+\$2,443	+\$1,325	+\$1,697
Seat & Back - Zone 2	+ n/a	+\$472	+\$74	+\$218	+\$472	+\$797	+\$1,123	+\$1,630	+\$2,172	+\$2,752	+\$3,656	+\$4,742	+\$2,571	+\$3,294
Arm - Zone 3	+ n/a	+\$158	+\$25	+\$73	+\$158	+\$266	+\$375	+\$544	+\$724	+\$918	+\$1,219	+\$1,581	+\$857	+\$1,098


## Optional Arm Pocket Available on both Single and Multiple Upholstery Units with Arm Pocket Upholstery matching the Arm.

Pocket Upcharge Pricing below represents upcharge for single arm pocket. For pockets on both arms, double the price.														
	COM	COL	A	B	C	D	E	F	G	H	I	J	L1	L2
No Leather Accent	\$131	\$188	\$140	\$158	\$188	\$228	\$267	\$329	\$395	\$465	\$574	\$706	\$443	\$531
With Leather Accent	\$174	\$231	\$183	\$200	\$231	\$271	\$310	\$371	\$437	\$507	\$617	\$749	\$485	\$573

Model	Upholstery	Pocket	Foot Style
	Grade Vendor Pattern Colorway	<b>NP</b> No Pocket <b>LP</b> Left Pocket <b>LPX</b> Right Pocket - No Accent <b>LPAR</b> Left Pocket with Brown Accent <b>LPAK</b> Left Pocket with Black Accent <b>RP</b> Right Pocket <b>RPX</b> Right Pocket - No Accent <b>RPAR</b> Right Pocket with Brown Accent <b>RPAK</b> Right Pocket with Black Accent <b>BP</b> Both Left & Right Pockets <b>BPX</b> Both Pockets - No Accent <b>BPAR</b> Both Pockets with Brown Accent <b>BPAK</b> Both Pockets with Black Accent  see pocket for pricing	<b>WF</b> Wood Foot See Poet Wood Foot Finishes  <b>MF</b> Metal Foot See Poet Metal Foot Finishes  <a href="#">see foot finish style for pricing</a>

Description + General Information

Two Seat with Center Table



- arm pocket available - upholstery same as arm and requires additional yardage, see upcharges below per arm
- undermount power center available - order EC30 separately

Dimensions	D	W	H	Shipping	
Overall	32	92	32	Ctn Wt	170
Seat	21	26 ½ ea	17 ½	Cu Ft	49
Arm			24 ¾		

	Single Upholstery	Frame Zone 1	Seat & Back Zone 2	Arm Zone 3	Pocket (per arm)
COM Ydg	13	4 ½	6	2 ¾	1
COL Sq Ft	260	85	120	55	18

Single Upholstery Specify: Model | Single Uph | Pocket | Top Surface | Foot Style | Power

PLCF22T														
	COM	COL	A	B	C	D	E	F	G	H	I	J	L1	L2
Single Uph/Lam	\$4,342	\$5,084	\$4,456	\$4,684	\$5,084	\$5,597	\$6,110	\$6,908	\$7,764	\$8,676	\$10,102	\$11,813	\$8,391	\$9,532
Single Uph/Essentials	\$4,675	\$5,417	\$4,789	\$5,017	\$5,417	\$5,930	\$6,443	\$7,241	\$8,097	\$9,009	\$10,435	\$12,146	\$8,724	\$9,865
Single Uph/Artisan	\$4,701	\$5,443	\$4,815	\$5,043	\$5,443	\$5,956	\$6,469	\$7,267	\$8,123	\$9,035	\$10,461	\$12,172	\$8,750	\$9,891
Single Uph/Solid Surf	\$6,139	\$6,881	\$6,253	\$6,481	\$6,881	\$7,394	\$7,907	\$8,705	\$9,561	\$10,473	\$11,899	\$13,610	\$10,188	\$11,329

Multiple Upholstery Specify: Model | Frame Upholstery | Seat & Back Uph | Arm Uph | Pocket | Top Surface | Foot Style | Power

PLCF22T_M	Base Price Laminate: \$4,342							Base Price Essentials: \$4,675						
	Base Price Solid Surface: \$6,139							Base Price Artisan: \$4,701						
	To the Base Price, add the appropriate upcharges by grade, per zone													
		COM	COL	A	B	C	D	E	F	G	H	I	J	L1
Frame - Zone 1	+n/a	+\$257	+\$40	+\$119	+\$257	+\$435	+\$612	+\$889	+\$1,185	+\$1,501	+\$1,994	+\$2,587	+\$1,402	+\$1,797
Seat & Back - Zone 2	+n/a	+\$343	+\$53	+\$158	+\$343	+\$580	+\$816	+\$1,185	+\$1,580	+\$2,001	+\$2,659	+\$3,449	+\$1,869	+\$2,396
Arm - Zone 3	+n/a	+\$157	+\$25	+\$73	+\$157	+\$266	+\$374	+\$543	+\$724	+\$917	+\$1,219	+\$1,581	+\$857	+\$1,098

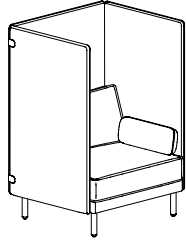
Optional Arm Pocket Available on both Single and Multiple Upholstery Units with Arm Pocket Upholstery matching the Arm.

Pocket Upcharge		Pricing below represents upcharge for single arm pocket. For pockets on both arms, double the price.												
	COM	COL	A	B	C	D	E	F	G	H	I	J	L1	L2
No Leather Accent	\$131	\$188	\$140	\$158	\$188	\$228	\$267	\$329	\$395	\$465	\$574	\$706	\$443	\$531
With Leather Accent	\$174	\$231	\$183	\$200	\$231	\$271	\$310	\$371	\$437	\$507	\$617	\$749	\$485	\$573

Model	Upholstery	Pocket	Top Surface	Foot Style	Power
	Grade Vendor Pattern Colorway	NP No Pocket LP Left Pocket LPX Right Pocket - No Accent LPAR Left Pocket with Brown Accent LPAK Left Pocket with Black Accent RP Right Pocket RPX Right Pocket - No Accent RPAR Right Pocket with Brown Accent RPAK Right Pocket with Black Accent BP Both Left & Right Pocket BPX Both Pockets - No Accent BPAR Both Pockets with Brown Accent BPAK Both Pockets with Black Accent	T Laminate See Poet Laminate Finishes V Veneer See Poet Veneer Finishes S Solid Surface See Poet Solid Surface Finishes <a href="#">see top surface for pricing</a>	WF Wood Foot See Poet Wood Foot Finishes  MF Metal Foot See Poet Metal Foot Finishes  <a href="#">see foot finish style for pricing</a>	NSP No Surface Power YSP Surface Power (EC31) - add \$420 B Black Power Unit B Black Cord G Graphite Cord - add \$187 W White Power Unit G Graphite Cord - add \$187

## Description + General Information

## Single Seat with Privacy Surround - Bolster



left shown

- leather not available on surround frame
- undermount power center available - order EC30 separately

Dimensions	D	W	H	Shipping	
Overall	33	37 ½	54	Ctn Wt	161
Seat	21	33	17 ½	Cu Ft	26

	Single Upholstery	Frame Zone 1	Seat & Back Zone 2	Bolster Zone 3
COM Ydg	13 ½	8 ¾	4 ¼	¾
COL Sq Ft	100*	158	85	14

\*back/ bolster only

## Single Upholstery Specify: Model | Upholstery | Strap Accent | Foot Style

PLCFS31-PR  
PLCFS31-PL

	COM	COL	A	B	C	D	E	F	G	H	I	J	L1	L2
Single Uph	\$5,057	n/a	\$5,176	\$5,413	\$5,828	\$6,361	\$6,893	\$7,723	\$8,611	\$9,558	\$11,039	\$12,815	n/a	n/a

## Multiple Upholstery Specify: Model | Frame Upholstery | Seat &amp; Back Uph | Bolster Uph | Strap Accent | Foot Style

PLCFS31-PR\_M  
PLCFS31-PL\_M


Base Price: \$5,057	To the Base Price, add the appropriate upcharges by grade, per zone													
	COM	COL	A	B	C	D	E	F	G	H	I	J	L1	L2
Frame - Zone 1	+ n/a	+n/a	+ \$78	+ \$231	+\$500	+\$846	+ \$1,190	+ \$1,728	+ \$2,304	+ \$2,918	+ \$3,878	+ \$5,029	+ n/a	+ n/a
Seat & Back - Zone 2	+ n/a	+\$243	+ \$38	+\$113	+\$243	+\$411	+ \$578	+ \$840	+ \$1,119	+ \$1,417	+ \$1,884	+ \$2,443	+ \$1,324	+ \$1,697
Bolster - Zone 3	+ n/a	+\$43	+ \$7	+\$20	+\$43	+\$73	+ \$102	+ \$149	+ \$198	+ \$251	+ \$333	+ \$431	+ \$234	+ \$300

Model	Upholstery	Strap Accent	Foot Style
	Grade Vendor Pattern Colorway	<b>FA</b> Fabric Accent <b>LA</b> Leather Accent - add \$105 <b>BRO</b> Brown <b>BLK</b> Black	<b>WF</b> Wood Foot See Poet Wood Foot Finishes  <b>MF</b> Metal Foot See Poet Metal Foot Finishes  <a href="#">see foot finish style for pricing</a>

Description + General Information

Single Seat with Privacy Surround - Table

- leather not available on surround frame
- undermount power center available - order EC30 separately



left shown

Dimensions	D	W	H	Shipping	
Overall	33	51 ½	54	Ctn Wt	181
Seat	21	26 ½	17 ½	Cu Ft	31

	Single Upholstery	Frame Zone 1	Seat & Back Zone 2
COM Ydg	13 ¾	9 ¾	4 ½
COL Sq Ft	90*	n/a	90

\*seat/back only

Single Upholstery    Specify: Model | Upholstery | Strap Accent | Top Surface | Foot Style

PLCFS31-TR PLCFS31-TL													
	COM	COL	A	B	C	D	E	F	G	H	I	J	L1 L2
Single Uph/Lam	\$5,371	n/a	\$5,492	\$5,734	\$6,156	\$6,699	\$7,241	\$8,086	\$8,991	\$9,956	\$11,464	\$13,273	n/a n/a
Single Uph/Essentials	\$5,652	n/a	\$5,773	\$6,015	\$6,437	\$6,980	\$7,522	\$8,367	\$9,272	\$10,237	\$11,745	\$13,554	n/a n/a
Single Uph/Artisan	\$5,664	n/a	\$5,785	\$6,027	\$6,449	\$6,992	\$7,534	\$8,379	\$9,284	\$10,249	\$11,757	\$13,566	n/a n/a
Single Uph/Solid Surf	\$6,345	n/a	\$6,466	\$6,708	\$7,130	\$7,673	\$8,215	\$9,060	\$9,965	\$10,930	\$12,438	\$14,247	n/a n/a

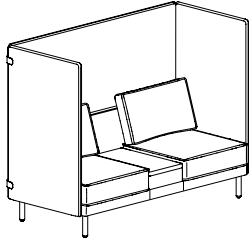
Multiple Upholstery    Specify: Model | Frame Upholstery | Seat & Back Uph | Strap Accent | Top Surface | Foot Style

PLCFS31-TR_M PLCFS31-TL_M	Base Price Laminate: \$5,371							Base Price Essentials: \$5,652						
	Base Price Solid Surface: \$6,345							Base Price Artisan: \$5,664						
	To the Base Price, add the appropriate upcharges by grade, per zone													
	COM	COL	A	B	C	D	E	F	G	H	I	J	L1	L2
Frame - Zone 1	+n/a	+ n/a	+ \$86	+ \$258	+ \$557	+ \$942	+ \$1,326	+ \$1,926	+ \$2,567	+ \$3,252	+ \$4,321	+ \$5,604	+ n/a	+ n/a
Seat & Back - Zone 2	+n/a	+ \$257	+ \$40	+ \$119	+ \$257	+ \$435	+ \$612	+ \$889	+ \$1,185	+ \$1,501	+ \$1,995	+ \$2,587	+ \$1,402	+ \$1,797

Model	Upholstery	Strap Accent	Top Surface	Foot Style
PL48 POET	Grade Vendor Pattern Colorway	FA Fabric Accent LA Leather Accent - add \$105 BRO Brown BLK Black	T Laminate See Poet Laminate Finishes V Veneer See Poet Veneer Finishes S Solid Surface See Poet Solid Surface Finishes <a href="#">see top surface for pricing</a>	WF Wood Foot See Poet Wood Foot Finishes  MF Metal Foot See Poet Metal Foot Finishes  <a href="#">see foot finish style for pricing</a>

## Description + General Information

## Two Seat with Privacy Surround - Table



- leather not available on surround frame
- undermount power center available - order EC30 separately

Dimensions	D	W	H	Shipping	
Overall	33	78 ½	54	Ctn Wt	206
Seat	21	26 ½	17 ½	Cu Ft	31

	Single Upholstery	Frame Zone 1	Seat & Back Zone 2
COM Ydg	18 ¾	12 ¼	7
COL Sq Ft	140*	n/a	140

\*seat/back only

## Single Upholstery Specify: Model | Upholstery | Strap Accent | Top Surface | Foot Style | Power

## PLCFS32-T

	COM	COL	A	B	C	D	E	F	G	H	I	J	L1	L2
Single Uph/Lam	\$6,766	n/a	\$6,931	\$7,260	\$7,836	\$8,576	\$9,316	\$10,468	\$11,701	\$13,017	\$15,074	\$17,541	n/a	n/a
Single Uph/Essentials	\$7,047	n/a	\$7,212	\$7,541	\$8,117	\$8,857	\$9,597	\$10,749	\$11,982	\$13,298	\$15,355	\$17,822	n/a	n/a
Single Uph/Artisan	\$7,059	n/a	\$7,224	\$7,553	\$8,129	\$8,869	\$9,609	\$10,761	\$11,994	\$13,310	\$15,367	\$17,834	n/a	n/a
Single Uph/Solid Surf	\$7,740	n/a	\$7,905	\$8,234	\$8,810	\$9,550	\$10,290	\$11,442	\$12,675	\$13,991	\$16,048	\$18,515	n/a	n/a

## Multiple Upholstery Specify: Model | Frame Uph | Seat &amp; Back Uph | Strap Accent | Top Surface | Foot Style | Power

## PLCFS32-T\_M

Base Price Laminate: \$6,766

Base Price Essentials: \$7,047

Base Price Solid Surface: \$7,740

Base Price Artisan: \$7,059

To the Base Price, add the appropriate upcharges by grade, per zone

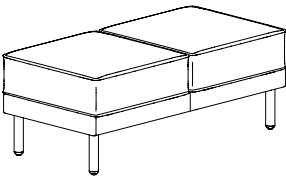
	COM	COL	A	B	C	D	E	F	G	H	I	J	L1	L2
Frame - Zone 1	+n/a	+ n/a	+ \$108	+ \$323	+ \$700	+ \$1,183	+ \$1,666	+ \$2,419	+ \$3,225	+ \$4,084	+ \$5,428	+ \$7,040	n/a	n/a
Seat & Back - Zone 2	+n/a	+ \$400	+ \$62	+ \$185	+ \$400	+ \$676	+ \$952	+ \$1,383	+ \$1,843	+ \$2,334	+ \$3,102	+ \$4,023	+ \$2,181	+ \$2,795

Model	Upholstery	Strap Accent	Top Surface	Foot Style	Power
	Grade Vendor Pattern Colorway	FA Fabric Accent LA Leather Accent - add \$105 BRO Brown BLK Black	T Laminate See Poet Laminate Finishes V Veneer See Poet Veneer Finishes S Solid Surface See Poet Solid Surface Finishes <a href="#">see top surface for pricing</a>	WF Wood Foot See Poet Wood Foot Finishes  MF Metal Foot See Poet Metal Foot Finishes  <a href="#">see foot finish style for pricing</a>	NSP No Surface Power YSP Surface Power (EC31) - add \$420 B Black Power Unit B Black Cord G Graphite Cord - add \$187 W White Power Unit G Graphite Cord - add \$187



Description + General Information

Two Seat Bench



- undermount power center available - order EC30 separately

Dimensions	D	W	H	Shipping	
Overall	22 ½	43 ¾	17 ½	Ctn Wt	60
Seat	22 ½	43 ¾	17 ½	Cu Ft	8

	Single Upholstery	Frame Zone 1	Seat Zone 2
COM Ydg	3 ¼	1	2 ½
COL Sq Ft	59	15	50

Single Upholstery    Specify: Model | Upholstery | Foot Style

PLCFB02														
	COM	COL	A	B	C	D	E	F	G	H	I	J	L1	L2
Single Uph	\$1,956	\$2,141	\$1,985	\$2,042	\$2,141	\$2,270	\$2,398	\$2,598	\$2,812	\$3,040	\$3,396	\$3,824	\$2,968	\$3,253

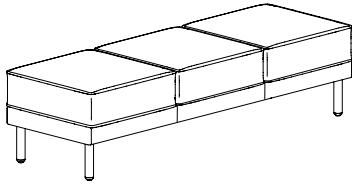
Multiple Upholstery    Specify: Model | Frame Upholstery | Seat & Back Uph | Foot Style

PLCFB02_M														
Base Price: \$1,956		To the Base Price, add the appropriate upcharges by grade, per zone												
	COM	COL	A	B	C	D	E	F	G	H	I	J	L1	L2
Frame - Zone 1	+ n/a	+\$57	+ \$9	+ \$27	+\$57	+\$97	+ \$136	+ \$198	+ \$264	+ \$334	+ \$444	+ \$575	+ \$312	+ \$400
Seat - Zone 2	+ n/a	+\$143	+ \$23	+\$67	+\$143	+\$242	+ \$340	+ \$494	+ \$659	+ \$834	+ \$1,108	+ \$1,437	+ \$779	+ \$998

Model	Upholstery	Foot Style
PL50 POET	Grade Vendor Pattern Colorway	<b>WF</b> Wood Foot See Poet Wood Foot Finishes
		<b>MF</b> Metal Foot See Poet Metal Foot Finishes <a href="#">see foot finish style for pricing</a>

## Description + General Information

## Three Bench Seat



- undermount power center available - order EC30 separately

Dimensions	D	W	H	Shipping	
Overall	22 ½	65 ½	17 ½	Ctn Wt	86
Seat	22 ½	65 ½	17 ½	Cu Ft	12

	Single Upholstery	Frame Zone 1	Seat Zone 2
COM Ydg	5	1	4 ¼
COL Sq Ft	90	20	85

## Single Upholstery Specify: Model Upholstery Foot Style

PLCFB03														
	COM	COL	A	B	C	D	E	F	G	H	I	J	L1	L2
Single Uph	\$2,642	\$2,927	\$2,686	\$2,773	\$2,927	\$3,124	\$3,322	\$3,629	\$3,958	\$4,309	\$4,857	\$5,515	\$4,199	\$4,638

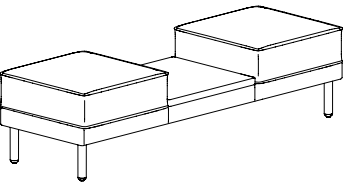
## Multiple Upholstery Specify: Model | Frame Upholstery | Seat &amp; Back Uph | Foot Style

PLCFB03_M														
Base Price: \$2,642	To the Base Price, add the appropriate upcharges by grade, per zone													
	COM	COL	A	B	C	D	E	F	G	H	I	J	L1	L2
Frame - Zone 1	+ n/a	+\$57	+\$9	+\$27	+\$57	+\$97	+\$136	+\$198	+\$264	+\$334	+\$443	+\$575	+\$312	+\$400
Seat - Zone 2	+ n/a	+\$243	+\$38	+\$112	+\$243	+\$410	+\$578	+\$839	+\$1,119	+\$1,417	+\$1,883	+\$2,443	+\$1,324	+\$1,697

Model	Upholstery	Foot Style
	Grade Vendor Pattern Colorway	<b>WF</b> Wood Foot See Poet Wood Foot Finishes  <b>MF</b> Metal Foot See Poet Metal Foot Finishes  <a href="#">see foot finish style for pricing</a>

Description + General Information

Two Seat Bench - Table



- undermount power center available - order EC30 separately

Dimensions	D	W	H	Shipping	
Overall	22 ½	65 ½	17 ½	Ctn Wt	86
Seat	22 ½	22 ea	17 ½	Cu Ft	12

	Single Upholstery	Frame Zone 1	Seat Zone 2
COM Ydg	3 ½	1	2 ¾
COL Sq Ft	63	20	55

Single Upholstery Specify: Model | Single Uph | Top Surface | Foot Style | Power

PLCFB02T														
	COM	COL	A	B	C	D	E	F	G	H	I	J	L1	L2
Single Uph/Lam	\$2,265	\$2,464	\$2,295	\$2,357	\$2,464	\$2,603	\$2,741	\$2,956	\$3,186	\$3,432	\$3,815	\$4,276	\$3,355	\$3,662
Single Uph/Essentials	\$2,552	\$2,751	\$2,582	\$2,644	\$2,751	\$2,890	\$3,028	\$3,243	\$3,473	\$3,719	\$4,102	\$4,563	\$3,642	\$3,949
Single Uph/Artisan	\$2,567	\$2,766	\$2,597	\$2,659	\$2,766	\$2,905	\$3,043	\$3,258	\$3,488	\$3,734	\$4,117	\$4,578	\$3,657	\$3,964
Single Uph/Solid Surf	\$3,581	\$3,780	\$3,611	\$3,673	\$3,780	\$3,919	\$4,057	\$4,272	\$4,502	\$4,748	\$5,131	\$5,592	\$4,671	\$4,978

Multiple Upholstery Specify: Model | Frame Uph | Seat & Back Uph | Top Surface | Foot Style | Power

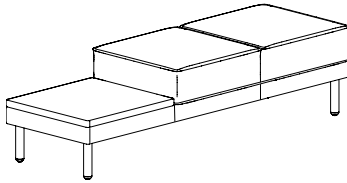
PLCFB02T_M	Base Price Laminate: \$2,265							Base Price Essentials: \$2,552						
	Base Price Solid Surface: \$3,581							Base Price Artisan: \$2,567						
	To the Base Price, add the appropriate upcharges by grade, per zone													
		COM	COL	A	B	C	D	E	F	G	H	I	J	L1
Frame - Zone 1	+n/a	+ \$57	+ \$9	+ \$27	+ \$57	+ \$97	+ \$136	+ \$198	+ \$264	+ \$334	+ \$443	+ \$575	+ \$312	+ \$400
Seat - Zone 2	+n/a	+ \$157	+ \$24	+ \$73	+ \$157	+ \$266	+ \$374	+ \$543	+ \$724	+ \$917	+ \$1,218	+ \$1,581	+ \$857	+ \$1,098

Model	Upholstery	Top Surface	Foot Style	Power
	Grade Vendor Pattern Colorway	<b>T Laminate</b> See Poet Laminate Finishes <b>V Veneer</b> See Poet Veneer Finishes <b>S Solid Surface</b> See Poet Solid Surface Finishes <a href="#">see top surface for pricing</a>	<b>WF Wood Foot</b> See Poet Wood Foot Finishes  <b>MF Metal Foot</b> See Poet Metal Foot Finishes  <a href="#">see foot finish style for pricing</a>	<b>NSP</b> No Surface Power <b>YSP</b> Surface Power (EC31) - add \$420 <b>B Black Power Unit</b> B Black Cord G Graphite Cord - add \$187 <b>W White Power Unit</b> G Graphite Cord - add \$187

## Description + General Information

## Two Seat Bench - Table

- undermount power center available - order EC30 separately



left shown

Dimensions	D	W	H	Shipping	
Overall	22 ½	65 ½	17 ½	Ctn Wt	86
Seat	22 ½	43 ¾	17 ½	Cu Ft	12

	Single Upholstery	Frame Zone 1	Seat Zone 2
COM Ydg	3 ½	1	2 ¾
COL Sq Ft	63	20	55

## Single Upholstery Specify: Model | Single Uph | Top Surface | Foot Style | Power

PLCFB02T-R  
PLCFB02T-L

	COM	COL	A	B	C	D	E	F	G	H	I	J	L1	L2
Single Uph/Lam	\$2,265	\$2,464	\$2,295	\$2,357	\$2,464	\$2,603	\$2,741	\$2,956	\$3,186	\$3,432	\$3,815	\$4,276	\$3,355	\$3,662
Single Uph/Essentials	\$2,552	\$2,751	\$2,582	\$2,644	\$2,751	\$2,890	\$3,028	\$3,243	\$3,473	\$3,719	\$4,102	\$4,563	\$3,642	\$3,949
Single Uph/Artisan	\$2,567	\$2,766	\$2,597	\$2,659	\$2,766	\$2,905	\$3,043	\$3,258	\$3,488	\$3,734	\$4,117	\$4,578	\$3,657	\$3,964
Single Uph/Solid Surf	\$3,581	\$3,780	\$3,611	\$3,673	\$3,780	\$3,919	\$4,057	\$4,272	\$4,502	\$4,748	\$5,131	\$5,592	\$4,671	\$4,978

## Multiple Upholstery Specify: Model | Frame Uph | Seat &amp; Back Uph | Top Surface | Foot Style | Power

PLCFB02T-R\_M  
PLCFB02T-L\_M

Base Price Laminate: \$2,265

Base Price Essentials: \$2,552

Base Price Solid Surface: \$3,581

Base Price Artisan: \$2,567


To the Base Price, add the appropriate upcharges by grade, per zone

	COM	COL	A	B	C	D	E	F	G	H	I	J	L1	L2
Frame - Zone 1	+n/a	+\$57	+\$9	+\$27	+\$57	+\$97	+\$136	+\$198	+\$264	+\$334	+\$443	+\$575	+\$312	+\$400
Seat - Zone 2	+n/a	+\$157	+\$24	+\$73	+\$157	+\$266	+\$374	+\$543	+\$724	+\$917	+\$1,218	+\$1,581	+\$857	+\$1,098

Model	Upholstery	Top Surface	Foot Style	Power
	Grade Vendor Pattern Colorway	<b>T Laminate</b> See Poet Laminate Finishes <b>V Veneer</b> See Poet Veneer Finishes <b>S Solid Surface</b> See Poet Solid Surface Finishes <a href="#">see top surface for pricing</a>	<b>WF Wood Foot</b> See Poet Wood Foot Finishes <b>MF Metal Foot</b> See Poet Metal Foot Finishes <a href="#">see foot finish style for pricing</a>	<b>NSP</b> No Surface Power <b>YSP</b> Surface Power (EC31) - add \$420 <b>B Black Power Unit</b> B Black Cord G Graphite Cord - add \$187 <b>W White Power Unit</b> G Graphite Cord - add \$187

Description + General Information

Single Seat with Arm



left shown

- arm pocket available - upholstery same as arm and requires additional yardage, see upcharges below per arm
- undermount power center available - order EC30 separately

Dimensions	D	W	H	Shipping	
Overall	32	31 ½	32	Ctn Wt	68
Seat	21	26 ½	17 ½	Cu Ft	17
Arm			24 ¾		

	Single Upholstery	Frame Zone 1	Seat & Back Zone 2	Arm Zone 3	Pocket (per arm)
COM Ydg	6 ¼	2	3	1 ¾	1
COL Sq Ft	125	40	60	35	18

Single Upholstery    Specify: Model | Upholstery | Pocket | Foot Style | Ganging

PLCM11-R PLCM11-L														
	COM	COL	A	B	C	D	E	F	G	H	I	J	L1	L2
Single Uph	\$2,435	\$2,791	\$2,490	\$2,600	\$2,791	\$3,038	\$3,285	\$3,669	\$4,080	\$4,519	\$5,204	\$6,027	\$4,382	\$4,930

Multiple Upholstery    Specify: Model | Frame Upholstery | Seat & Back Uph | Arm Uph | Pocket | Foot Style | Ganging

PLCM11-R_M PLCM11-L_M														
Base Price: \$2,435	To the Base Price, add the appropriate upcharges by grade, per zone													
	COM	COL	A	B	C	D	E	F	G	H	I	J	L1	L2
Frame - Zone 1	+ n/a	+\$114	+\$18	+\$53	+\$114	+\$193	+\$272	+\$395	+\$527	+\$667	+\$887	+\$1,150	+\$624	+\$799
Seat & Back - Zone 2	+ n/a	+\$171	+\$27	+\$80	+\$171	+\$290	+\$408	+\$593	+\$790	+\$1,001	+\$1,330	+\$1,725	+\$935	+\$1,198
Arm - Zone 3	+ n/a	+\$100	+\$16	+\$47	+\$100	+\$169	+\$238	+\$346	+\$461	+\$584	+\$776	+\$1,006	+\$546	+\$699

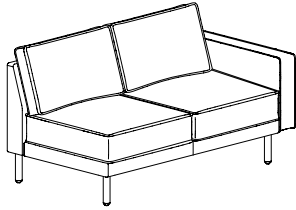
Optional Arm Pocket    Available on both Single and Multiple Upholstery Units with Arm Pocket Upholstery matching the Arm.

Pocket Upcharge    Pricing below represents upcharge for single arm pocket. For pockets on both arms, double the price.														
	COM	COL	A	B	C	D	E	F	G	H	I	J	L1	L2
No Leather Accent	\$131	\$188	\$140	\$158	\$188	\$228	\$267	\$329	\$395	\$465	\$574	\$706	\$443	\$531
With Leather Accent	\$174	\$231	\$183	\$200	\$231	\$271	\$310	\$371	\$437	\$507	\$617	\$749	\$485	\$573

Model	Upholstery	Pocket	Foot Style	Ganging
PL54 POET	Grade Vendor Pattern Colorway	<b>NP</b> No Pocket <b>RP</b> Right Pocket <b>RPX</b> Right Pocket - No Accent <b>RPAR</b> Right Pocket with Brown Accent <b>RPAK</b> Right Pocket with Black Accent <b>LP</b> Left Pocket <b>LPX</b> Left Pocket - No Accent <b>LPAR</b> Left Pocket with Brown Accent <b>LPAK</b> Left Pocket with Black Accent  see pocket for pricing	<b>WF</b> Wood Foot See Poet Wood Foot Finishes  <b>MF</b> Metal Foot See Poet Metal Foot Finishes  <a href="#">see foot finish style for pricing</a>	<b>NGB</b> No Ganging Brackets <b>YGV</b> Ganging Bracket - add \$50

## Description + General Information

## Two Seat with Arm



left shown

- arm pocket available - upholstery same as arm and requires additional yardage, see upcharges below per arm
- undermount power center available - order EC30 separately

Dimensions	D	W	H	Shipping	
Overall	32	58 ½	32	Ctn Wt	115
Seat	21	53 ½	17 ½	Cu Ft	31
Arm			24 ¾		

	Single Upholstery	Frame Zone 1	Seat & Back Zone 2	Arm Zone 3	Pocket (per arm)
COM Ydg	11	3 ½	6	1 ¾	1
COL Sq Ft	220	70	120	35	18

## Single Upholstery Specify: Model | Upholstery | Pocket | Foot Style | Ganging

PLCM12-R  
PLCM12-L

	COM	COL	A	B	C	D	E	F	G	H	I	J	L1	L2
Single Uph	\$3,626	\$4,254	\$3,723	\$3,916	\$4,254	\$4,688	\$5,122	\$5,798	\$6,521	\$7,294	\$8,500	\$9,947	\$7,052	\$8,017

## Multiple Upholstery Specify: Model | Frame Upholstery | Seat &amp; Back Uph | Arm Uph | Pocket | Foot Style | Ganging

PLCM12-R\_M  
PLCM12-L\_M

<b>Base Price:</b> \$3,626	To the Base Price, add the appropriate upcharges by grade, per zone													
	COM	COL	A	B	C	D	E	F	G	H	I	J	L1	L2
Frame - Zone 1	+ n/a	+\$200	+ \$31	+ \$93	+\$200	+\$338	+ \$476	+ \$692	+ \$922	+ \$1,168	+ \$1,551	+ \$2,012	+ \$1,091	+ \$1,398
Seat & Back - Zone 2	+ n/a	+\$343	+ \$53	+\$159	+\$343	+\$580	+ \$816	+ \$1,185	+ \$1,580	+ \$2,001	+ \$2,659	+ \$3,448	+ \$1,869	+ \$2,396
Arm - Zone 3	+ n/a	+\$100	+ \$16	+\$47	+\$100	+\$169	+ \$238	+ \$346	+ \$461	+ \$584	+ \$776	+ \$1,006	+ \$546	+ \$699

## Optional Arm Pocket Available on both Single and Multiple Upholstery Units with Arm Pocket Upholstery matching the Arm.

## Pocket Upcharge


Pricing below represents upcharge for single arm pocket. For pockets on both arms, double the price.

	COM	COL	A	B	C	D	E	F	G	H	I	J	L1	L2
No Leather Accent	\$131	\$188	\$140	\$158	\$188	\$228	\$267	\$329	\$395	\$465	\$574	\$706	\$443	\$531
With Leather Accent	\$174	\$231	\$183	\$200	\$231	\$271	\$310	\$371	\$437	\$507	\$617	\$749	\$485	\$573

Model	Upholstery	Pocket	Foot Style	Ganging
	Grade Vendor Pattern Colorway	<b>NP</b> No Pocket <b>RP</b> Right Pocket <b>RPX</b> Right Pocket - No Accent <b>RPAR</b> Right Pocket with Brown Accent <b>RPAK</b> Right Pocket with Black Accent <b>LP</b> Left Pocket <b>LPX</b> Left Pocket - No Accent <b>LPAR</b> Left Pocket with Brown Accent <b>LPAK</b> Left Pocket with Black Accent  see pocket for pricing	<b>WF</b> Wood Foot See Poet Wood Foot Finishes  <b>MF</b> Metal Foot See Poet Metal Foot Finishes  <a href="#">see foot finish style for pricing</a>	<b>NGB</b> No Ganging Brackets <b>YGV</b> Ganging Bracket - add \$50

Description + General Information

Three Seat with Arm



- arm pocket available - upholstery same as arm and requires additional yardage, see upcharges below per arm
- undermount power center available - order EC30 separately

Dimensions	D	W	H	Shipping	
Overall	32	85 ½	32	Ctn Wt	160
Seat	21	80 ½	17 ½	Cu Ft	45
Arm			24 ¾		

	Single Upholstery	Frame Zone 1	Seat & Back Zone 2	Arm Zone 3	Pocket (per arm)
COM Ydg	15 ½	5 ¼	9	1 ¾	1
COL Sq Ft	310	105	180	35	18

Single Upholstery    Specify: Model | Upholstery | Pocket | Foot Style | Ganging

PLCM13-R PLCM13-L														
	COM	COL	A	B	C	D	E	F	G	H	I	J	L1	L2
Single Uph	\$4,937	\$5,822	\$5,074	\$5,346	\$5,822	\$6,433	\$7,045	\$7,997	\$9,017	\$10,105	\$11,805	\$13,845	\$9,765	\$11,125

Multiple Upholstery    Specify: Model | Frame Upholstery | Seat & Back Uph | Arm Uph | Pocket | Foot Style | Ganging

PLCM13-R_M PLCM13-L_M														
Base Price: \$4,937	To the Base Price, add the appropriate upcharges by grade, per zone													
	COM	COL	A	B	C	D	E	F	G	H	I	J	L1	L2
Frame - Zone 1	+ n/a	+\$300	+\$47	+\$139	+\$300	+\$507	+\$ 714	+\$1,037	+\$1,382	+\$1,751	+\$2,327	+\$3,018	+\$1,636	+\$2,096
Seat & Back - Zone 2	+ n/a	+\$514	+\$80	+\$238	+\$514	+\$869	+\$1,224	+\$1,777	+\$2,370	+\$3,001	+\$3,988	+\$5,173	+\$2,804	+\$3,594
Arm - Zone 3	+ n/a	+\$100	+\$16	+\$47	+\$100	+\$169	+\$ 238	+\$ 346	+\$ 461	+\$ 584	+\$ 776	+\$1,006	+\$ 546	+\$ 699

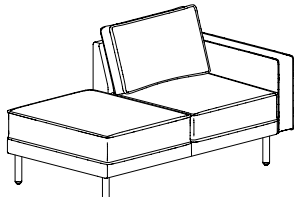
Optional Arm Pocket    Available on both Single and Multiple Upholstery Units with Arm Pocket Upholstery matching the Arm.

Pocket Upcharge    Pricing below represents upcharge for single arm pocket. For pockets on both arms, double the price.														
	COM	COL	A	B	C	D	E	F	G	H	I	J	L1	L2
No Leather Accent	\$131	\$188	\$140	\$158	\$188	\$228	\$267	\$329	\$395	\$465	\$574	\$706	\$443	\$531
With Leather Accent	\$174	\$231	\$183	\$200	\$231	\$271	\$310	\$371	\$437	\$507	\$617	\$749	\$485	\$573

Model	Upholstery	Pocket	Foot Style	Ganging
PL56 POET	Grade Vendor Pattern Colorway	<b>NP</b> No Pocket <b>RP</b> Right Pocket <b>RPX</b> Right Pocket - No Accent <b>RPAR</b> Right Pocket with Brown Accent <b>RPAK</b> Right Pocket with Black Accent <b>LP</b> Left Pocket <b>LPX</b> Left Pocket - No Accent <b>LPAR</b> Left Pocket with Brown Accent <b>LPAK</b> Left Pocket with Black Accent  see pocket for pricing	<b>WF</b> Wood Foot See Poet Wood Foot Finishes  <b>MF</b> Metal Foot See Poet Metal Foot Finishes  <a href="#">see foot finish style for pricing</a>	<b>NGB</b> No Ganging Brackets <b>YGV</b> Ganging Bracket - add \$50

## Description + General Information

## Two Seat with Peninsula Arm



left shown

- arm pocket available - upholstery same as arm and requires additional yardage, see upcharges below per arm
- undermount power center available - order EC30 separately

Dimensions	D	W	H	Shipping	
Overall	33	58 ½	32	Ctn Wt	111
Seat	22 & 34	53 ½	17 ½	Cu Ft	32
Arm			24 ¾		

	Single Upholstery	Frame Zone 1	Seat & Back Zone 2	Arm Zone 3	Pocket (per arm)
COM Ydg	8 ¾	2 ¼	5 ¼	1 ¾	1
COL Sq Ft	175	45	105	35	18

## Single Upholstery Specify: Model | Upholstery | Pocket | Foot Style | Ganging

PLCMP12B-R  
PLCMP12B-L

	COM	COL	A	B	C	D	E	F	G	H	I	J	L1	L2
Single Uph	\$3,333	\$3,832	\$3,410	\$3,563	\$3,832	\$4,178	\$4,523	\$5,060	\$5,636	\$6,250	\$7,210	\$8,361	\$6,058	\$6,826

## Multiple Upholstery Specify: Model | Frame Upholstery | Seat &amp; Back Uph | Arm Uph | Pocket | Foot Style | Ganging

PLCMP12B-R\_M  
PLCMP12B-L\_M

<b>Base Price:</b> \$3,333	To the Base Price, add the appropriate upcharges by grade, per zone													
	COM	COL	A	B	C	D	E	F	G	H	I	J	L1	L2
Frame - Zone 1	+ n/a	+\$129	+\$20	+\$60	+\$129	+\$218	+\$306	+\$445	+\$593	+\$751	+\$997	+\$1,293	+\$701	+\$899
Seat & Back - Zone 2	+ n/a	+\$300	+\$47	+\$138	+\$300	+\$507	+\$714	+\$1,037	+\$1,382	+\$1,751	+\$2,327	+\$3,017	+\$1,635	+\$2,096
Arm - Zone 3	+ n/a	+\$100	+\$16	+\$46	+\$100	+\$169	+\$238	+\$346	+\$461	+\$584	+\$776	+\$1,006	+\$545	+\$699

## Optional Arm Pocket Available on both Single and Multiple Upholstery Units with Arm Pocket Upholstery matching the Arm.

## Pocket Upcharge

Pricing below represents upcharge for single arm pocket. For pockets on both arms, double the price.


	COM	COL	A	B	C	D	E	F	G	H	I	J	L1	L2
No Leather Accent	\$131	\$188	\$140	\$158	\$188	\$228	\$267	\$329	\$395	\$465	\$574	\$706	\$443	\$531
With Leather Accent	\$174	\$231	\$183	\$200	\$231	\$271	\$310	\$371	\$437	\$507	\$617	\$749	\$485	\$573

Model	Upholstery	Pocket	Foot Style	Ganging
	Grade Vendor Pattern Colorway	<b>NP</b> No Pocket <b>RP</b> Right Pocket <b>RPX</b> Right Pocket - No Accent <b>RPAR</b> Right Pocket with Brown Accent <b>RPAK</b> Right Pocket with Black Accent <b>LP</b> Left Pocket <b>LPX</b> Left Pocket - No Accent <b>LPAR</b> Left Pocket with Brown Accent <b>LPAK</b> Left Pocket with Black Accent  see pocket for pricing	<b>WF</b> Wood Foot See Poet Wood Foot Finishes  <b>MF</b> Metal Foot See Poet Metal Foot Finishes  <a href="#">see foot finish style for pricing</a>	<b>NGB</b> No Ganging Brackets <b>YGV</b> Ganging Bracket - add \$50



Description + General Information

Two Seat Peninsula with Arm



left shown

- arm pocket available - upholstery same as arm and requires additional yardage, see upcharges below per arm
- undermount power center available - order EC30 separately

Dimensions	D	W	H	Shipping	
Overall	33	85 ½	32	Ctn Wt	154
Seat	22 & 34	80 ½	17 ½	Cu Ft	47
Arm			24 ¾		

	Single Upholstery	Frame Zone 1	Seat & Back Zone 2	Arm Zone 3	Pocket (per arm)
COM Ydg	13 ½	4 ¾	8 ¾	1 ¾	1
COL Sq Ft	270	85	165	35	18

Single Upholstery    Specify: Model | Upholstery | Pocket | Foot Style | Ganging

PLCMP13B-R PLCMP13B-L														
	COM	COL	A	B	C	D	E	F	G	H	I	J	L1	L2
Single Uph	\$4,563	\$5,333	\$4,682	\$4,919	\$5,333	\$5,866	\$6,399	\$7,228	\$8,117	\$9,064	\$10,545	\$12,321	\$8,768	\$9,952

Multiple Upholstery    Specify: Model | Frame Upholstery | Seat & Back Uph | Arm Uph | Pocket | Foot Style | Ganging

PLCMP13B-R_M PLCMP13B-L_M														
Base Price: \$4,563	To the Base Price, add the appropriate upcharges by grade, per zone													
	COM	COL	A	B	C	D	E	F	G	H	I	J	L1	L2
Frame - Zone 1	+ n/a	+\$243	+ \$38	+ \$113	+\$243	+\$411	+ \$578	+ \$839	+ \$1,119	+ \$1,417	+ \$1,884	+ \$2,443	+ \$1,324	+ \$1,697
Seat & Back - Zone 2	+ n/a	+\$471	+ \$73	+\$218	+\$471	+\$797	+ \$1,122	+ \$1,629	+ \$2,172	+ \$2,751	+ \$3,656	+ \$4,741	+ \$2,570	+ \$3,294
Arm - Zone 3	+ n/a	+\$100	+ \$16	+\$47	+\$100	+\$169	+ \$238	+ \$346	+ \$461	+ \$584	+ \$776	+ \$1,006	+ \$546	+ \$699


Optional Arm Pocket    Available on both Single and Multiple Upholstery Units with Arm Pocket Upholstery matching the Arm.

Pocket Upcharge    Pricing below represents upcharge for single arm pocket. For pockets on both arms, double the price.														
	COM	COL	A	B	C	D	E	F	G	H	I	J	L1	L2
No Leather Accent	\$131	\$188	\$140	\$158	\$188	\$228	\$267	\$329	\$395	\$465	\$574	\$706	\$443	\$531
With Leather Accent	\$174	\$231	\$183	\$200	\$231	\$271	\$310	\$371	\$437	\$507	\$617	\$749	\$485	\$573

Model	Upholstery	Pocket	Foot Style	Ganging
PL58 POET	Grade Vendor Pattern Colorway	<b>NP</b> No Pocket <b>RP</b> Right Pocket <b>RPX</b> Right Pocket - No Accent <b>RPAR</b> Right Pocket with Brown Accent <b>RPAK</b> Right Pocket with Black Accent <b>LP</b> Left Pocket <b>LPX</b> Left Pocket - No Accent <b>LPAR</b> Left Pocket with Brown Accent <b>LPAK</b> Left Pocket with Black Accent  see pocket for pricing	<b>WF</b> Wood Foot See Poet Wood Foot Finishes  <b>MF</b> Metal Foot See Poet Metal Foot Finishes  <a href="#">see foot finish style for pricing</a>	<b>NGB</b> No Ganging Brackets <b>YGV</b> Ganging Bracket - add \$50

## Description + General Information

## Single Seat with Arm - Table



left shown

- arm pocket available - upholstery same as arm and requires additional yardage, see upcharges below per arm
- undermount power center available - order EC30 separately

Dimensions	D	W	H	Shipping	
Overall	32	58 ½	32	Ctn Wt	111
Seat	21	26 ½	17 ½	Cu Ft	31
Arm			24 ¾		

	Single Upholstery	Frame Zone 1	Seat & Back Zone 2	Arm Zone 3	Pocket (per arm)
COM Ydg	6 ½	2 ¾	3	1 ¾	1
COL Sq Ft	130	45	60	35	18

## Single Upholstery Specify: Model | Single Uph | Pocket | Top Surface | Foot Style | Power | Ganging

PLCMP11T-R  
PLCMP11T-L

	COM	COL	A	B	C	D	E	F	G	H	I	J	L1	L2
Single Uph/Lam	\$2,785	\$3,156	\$2,842	\$2,956	\$3,156	\$3,412	\$3,669	\$4,068	\$4,496	\$4,952	\$5,665	\$6,520	\$4,809	\$5,380
Single Uph/Essentials	\$3,118	\$3,489	\$3,175	\$3,289	\$3,489	\$3,745	\$4,002	\$4,401	\$4,829	\$5,285	\$5,998	\$6,853	\$5,142	\$5,713
Single Uph/Artisan	\$3,144	\$3,515	\$3,201	\$3,315	\$3,515	\$3,771	\$4,028	\$4,427	\$4,855	\$5,311	\$6,024	\$6,879	\$5,168	\$5,739
Single Uph/Solid Surf	\$4,582	\$4,953	\$4,639	\$4,753	\$4,953	\$5,209	\$5,466	\$5,865	\$6,293	\$6,749	\$7,462	\$8,317	\$6,606	\$7,177

## Multiple Upholstery Specify: Model | Frame Uph | Seat &amp; Back Uph | Arm Uph | Pocket | Top Surface | Foot Style | Power | Ganging

PLCMP11T-R\_M  
PLCMP11T-L\_M

Base Price Laminate: \$2,785

Base Price Essentials: \$3,118

Base Price Solid Surface: \$4,582

Base Price Artisan: \$3,144

To the Base Price, add the appropriate upcharges by grade, per zone

	COM	COL	A	B	C	D	E	F	G	H	I	J	L1	L2
Frame - Zone 1	+n/a	+ \$129	+ \$20	+ \$60	+ \$129	+ \$218	+ \$306	+ \$445	+ \$593	+ \$751	+ \$997	+ \$1,293	+ \$701	+ \$899
Seat & Back - Zone 2	+n/a	+ \$172	+ \$27	+ \$79	+ \$172	+ \$290	+ \$408	+ \$593	+ \$790	+ \$1,001	+ \$1,330	+ \$1,724	+ \$935	+ \$1,198
Arm - Zone 3	+ n/a	+\$100	+ \$16	+\$47	+\$100	+\$169	+\$238	+\$346	+\$461	+\$584	+\$776	+\$1,006	+\$545	+\$699

## Optional Arm Pocket Available on both Single and Multiple Upholstery Units with Arm Pocket Upholstery matching the Arm.

## Pocket Upcharge


Pricing below represents upcharge for single arm pocket. For pockets on both arms, double the price.

	COM	COL	A	B	C	D	E	F	G	H	I	J	L1	L2
No Leather Accent	\$131	\$188	\$140	\$158	\$188	\$228	\$267	\$329	\$395	\$465	\$574	\$706	\$443	\$531
With Leather Accent	\$174	\$231	\$183	\$200	\$231	\$271	\$310	\$371	\$437	\$507	\$617	\$749	\$485	\$573

Model	Upholstery	Pocket	Top Surface	Foot Style	Power	Ganging
	Grade Vendor Pattern Colorway	<b>NP</b> No Pocket <b>RP</b> Right Pocket <b>RPX</b> Right Pocket - No Accent <b>RPAR</b> Right Pocket with Brown Accent <b>RPAK</b> Right Pocket with Black Accent <b>LP</b> Left Pocket <b>LPX</b> Left Pocket - No Accent <b>LPAR</b> Left Pocket with Brown Accent <b>LPAK</b> Left Pocket with Black Accent  see pocket for pricing	<b>T</b> <b>Laminate</b> See Poet Laminate Finishes <b>V</b> <b>Veneer</b> See Poet Veneer Finishes <b>S</b> <b>Solid Surface</b> See Poet Solid Surface Finishes  <a href="#">see top surface for pricing</a>	<b>WF</b> Wood Foot See Poet Wood Foot Finishes  <b>MF</b> Metal Foot See Poet Metal Foot Finishes  <a href="#">see foot finish style for pricing</a>	<b>NSP</b> No Surface Power <b>YSP</b> <b>Surface Power (EC31)</b> - add \$420 <b>B</b> <b>Black Power Unit</b> <b>B</b> Black Cord <b>G</b> Graphite Cord - add \$187 <b>W</b> <b>White Power Unit</b> <b>G</b> Graphite Cord - add \$187	<b>NGB</b> No Ganging Brackets <b>YGV</b> Ganging Bracket - add \$50

Description + General Information

Two Seat with Arm - Table



left shown

- arm pocket available - upholstery same as arm and requires additional yardage, see upcharges below per arm
- undermount power center available - order EC30 separately

Dimensions	D	W	H	Shipping	
Overall	32	85 ½	32	Ctn Wt	154
Seat	21	53 ½	17 ½	Cu Ft	45
Arm			24 ¾		

	Single Upholstery	Frame Zone 1	Seat & Back Zone 2	Arm Zone 3	Pocket (per arm)
COM Ydg	11 ¼	4 ¾	6	1 ¾	1
COL Sq Ft	225	85	120	35	18

Single Upholstery Specify: Model | Single Uph | Pocket | Top Surface | Foot Style | Power | Ganging

PLCMP12T-R PLCMP12T-L														
	COM	COL	A	B	C	D	E	F	G	H	I	J	L1	L2
Single Uph/Lam	\$3,937	\$4,579	\$4,036	\$4,234	\$4,579	\$5,023	\$5,467	\$6,158	\$6,899	\$7,688	\$8,922	\$10,402	\$7,441	\$8,428
Single Uph/Essentials	\$4,270	\$4,912	\$4,369	\$4,567	\$4,912	\$5,356	\$5,800	\$6,491	\$7,232	\$8,021	\$9,255	\$10,735	\$7,774	\$8,761
Single Uph/Artisan	\$4,296	\$4,938	\$4,395	\$4,593	\$4,938	\$5,382	\$5,826	\$6,517	\$7,258	\$8,047	\$9,281	\$10,761	\$7,800	\$8,787
Single Uph/Solid Surf	\$5,734	\$6,376	\$5,833	\$6,031	\$6,376	\$6,820	\$7,264	\$7,955	\$8,696	\$9,485	\$10,719	\$12,199	\$9,238	\$10,225

Multiple Upholstery Specify: Model | Frame Uph | Seat & Back Uph | Arm Uph | Pocket | Top Surface | Foot Style | Power | Ganging

PLCMP12T-R_M PLCMP12T-L_M	Base Price Laminate: \$3,937							Base Price Essentials: \$4,270						
	Base Price Solid Surface: \$5,734							Base Price Artisan: \$4,296						
	To the Base Price, add the appropriate upcharges by grade, per zone													
	COM	COL	A	B	C	D	E	F	G	H	I	J	L1	L2
Frame - Zone 1	+n/a	+ \$243	+ \$38	+ \$113	+ \$243	+ \$411	+ \$578	+ \$840	+ \$1,119	+ \$1,418	+ \$1,884	+ \$2,443	+ \$1,324	+ \$1,697
Seat & Back - Zone 2	+n/a	+ \$343	+ \$53	+ \$159	+ \$343	+ \$580	+ \$816	+ \$1,185	+ \$1,580	+ \$2,001	+ \$2,659	+ \$3,448	+ \$1,869	+ \$2,396
Arm - Zone 3	+ n/a	+\$100	+ \$16	+\$47	+\$100	+\$169	+ \$238	+ \$346	+ \$461	+ \$584	+ \$776	+ \$1,006	+ \$546	+ \$699

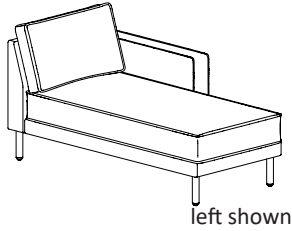
Optional Arm Pocket Available on both Single and Multiple Upholstery Units with Arm Pocket Upholstery matching the Arm.

Pocket Upcharge Pricing below represents upcharge for single arm pocket. For pockets on both arms, double the price.														
	COM	COL	A	B	C	D	E	F	G	H	I	J	L1	L2
No Leather Accent	\$131	\$188	\$140	\$158	\$188	\$228	\$267	\$329	\$395	\$465	\$574	\$706	\$443	\$531
With Leather Accent	\$174	\$231	\$183	\$200	\$231	\$271	\$310	\$371	\$437	\$507	\$617	\$749	\$485	\$573

Model	Upholstery	Pocket	Top Surface	Foot Style	Power	Ganging
	Grade Vendor Pattern Colorway	<b>NP</b> No Pocket <b>RP</b> Right Pocket <b>RPX</b> Right Pocket - No Accent <b>RPAR</b> Right Pocket with Brown Accent <b>RPAK</b> Right Pocket with Black Accent <b>LP</b> Left Pocket <b>LPX</b> Left Pocket - No Accent <b>LPAR</b> Left Pocket with Brown Accent <b>LPAK</b> Left Pocket with Black Accent  see pocket for pricing	<b>T</b> Laminate See Poet Laminate Finishes <b>V</b> Veneer See Poet Veneer Finishes <b>S</b> Solid Surface See Poet Solid Surface Finishes  <a href="#">see top surface for pricing</a>	<b>WF</b> Wood Foot See Poet Wood Foot Finishes  <b>MF</b> Metal Foot See Poet Metal Foot Finishes  <a href="#">see foot finish style for pricing</a>	<b>NSP</b> No Surface Power <b>YSP</b> Surface Power (EC31) - add \$420 <b>B</b> Black Power Unit <b>B</b> Black Cord <b>G</b> Graphite Cord - add \$187 <b>W</b> White Power Unit <b>G</b> Graphite Cord - add \$187	<b>NGB</b> No Ganging Brackets <b>YGV</b> Ganging Bracket - add \$50

## Description + General Information

## Chaise



- arm pocket available - upholstery same as arm and requires additional yardage, see upcharges below per arm
- undermount power center available - order EC30 separately

Dimensions	D	W	H	Shipping	
Overall	59	31 ½	32	Ctn Wt	82
Seat	48	26 ½	17 ½	Cu Ft	31
Arm			24 ¾		

	Single Upholstery	Frame Zone 1	Seat & Back Zone 2	Arm Zone 3	Pocket (per arm)
COM Ydg	7 ½	2	4 ½	1 ¾	1
COL Sq Ft	150	40	90	35	18

## Single Upholstery Specify: Model | Single Uph | Pocket | Foot Style | Ganging

PLCM16-R  
PLCM16-L

	COM	COL	A	B	C	D	E	F	G	H	I	J	L1	L2
Single Uph	\$3,110	\$3,538	\$3,176	\$3,308	\$3,538	\$3,834	\$4,130	\$4,591	\$5,085	\$5,611	\$6,433	\$7,420	\$5,446	\$6,104

## Multiple Upholstery Specify: Model | Frame Upholstery | Seat &amp; Back Uph | Arm Uph | Pocket | Foot Style | Ganging

PLCM16-R\_M  
PLCM16-L\_M

Base Price: \$3,110	To the Base Price, add the appropriate upcharges by grade, per zone													
	COM	COL	A	B	C	D	E	F	G	H	I	J	L1	L2
Frame - Zone 1	+ n/a	+\$115	+\$18	+\$53	+\$115	+\$194	+\$272	+\$395	+\$527	+\$667	+\$887	+\$1,150	+\$623	+\$799
Seat & Back - Zone 2	+ n/a	+\$257	+\$40	+\$119	+\$257	+\$435	+\$612	+\$889	+\$1,185	+\$1,501	+\$1,994	+\$2,586	+\$1,402	+\$1,797
Arm - Zone 3	+ n/a	+\$100	+\$16	+\$47	+\$100	+\$169	+\$238	+\$346	+\$461	+\$584	+\$776	+\$1,006	+\$546	+\$699

## Optional Arm Pocket Available on both Single and Multiple Upholstery Units with Arm Pocket Upholstery matching the Arm.

## Pocket Upcharge

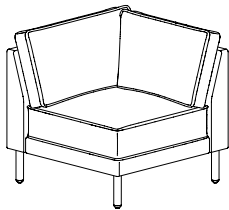
Pricing below represents upcharge for single arm pocket. For pockets on both arms, double the price.

	COM	COL	A	B	C	D	E	F	G	H	I	J	L1	L2
No Leather Accent	\$131	\$188	\$140	\$158	\$188	\$228	\$267	\$329	\$395	\$465	\$574	\$706	\$443	\$531
With Leather Accent	\$174	\$231	\$183	\$200	\$231	\$271	\$310	\$371	\$437	\$507	\$617	\$749	\$485	\$573

Model	Upholstery	Pocket	Foot Style	Ganging
	Grade Vendor Pattern Colorway	<b>NP</b> No Pocket <b>RP</b> Right Pocket <b>RPX</b> Right Pocket - No Accent <b>RPAR</b> Right Pocket with Brown Accent <b>RPAK</b> Right Pocket with Black Accent <b>LP</b> Left Pocket <b>LPX</b> Left Pocket - No Accent <b>LPAR</b> Left Pocket with Brown Accent <b>LPAK</b> Left Pocket with Black Accent  see pocket for pricing	<b>WF</b> Wood Foot See Poet Wood Foot Finishes  <b>MF</b> Metal Foot See Poet Metal Foot Finishes  <a href="#">see foot finish style for pricing</a>	<b>NGB</b> No Ganging Brackets <b>YGV</b> Ganging Bracket - add \$50

Description + General Information

Corner



left shown

- undermount power center available - order EC30 separately

Dimensions	D	W	H	Shipping	
Overall	31 ½	31 ½	32	Ctn Wt	66
Seat	20 ½	20 ½	17 ½	Cu Ft	17

	Single Upholstery	Frame Zone 1	Seat & Back Zone 2
COM Ydg	7	3 ¼	4 ¼
COL Sq Ft	140	65	85

Single Upholstery Specify: Model | Single Uph | Foot Style | Ganging

PLCMC01-R PLCMC01-L														
	COM	COL	A	B	C	D	E	F	G	H	I	J	L1	L2
Single Uph	\$2,554	\$2,954	\$2,616	\$2,739	\$2,954	\$3,230	\$3,506	\$3,936	\$4,397	\$4,888	\$5,656	\$6,577	\$4,735	\$5,349


Multiple Upholstery Specify: Model | Frame Upholstery | Seat & Back Uph | Foot Style | Ganging

PLCMC01-R_M PLCMC01-L_M														
Base Price: \$2,554		To the Base Price, add the appropriate upcharges by grade, per zone												
	COM	COL	A	B	C	D	E	F	G	H	I	J	L1	L2
Frame - Zone 1	+ n/a	+\$186	+ \$29	+ \$86	+\$186	+\$314	+ \$442	+ \$642	+ \$856	+ \$1,084	+ \$1,441	+ \$1,868	+ \$1,013	+ \$1,298
Seat & Back - Zone 2	+ n/a	+\$243	+ \$38	+\$113	+\$243	+\$411	+ \$578	+ \$840	+ \$1,119	+ \$1,418	+ \$1,884	+ \$2,443	+ \$1,325	+ \$1,697

Model	Upholstery	Foot Style	Ganging
PL62 POET	Grade Vendor Pattern Colorway	<b>WF</b> Wood Foot See Poet Wood Foot Finishes  <b>MF</b> Metal Foot See Poet Metal Foot Finishes  <a href="#">see foot finish style for pricing</a>	<b>NGB</b> No Ganging Brackets <b>YGV</b> Ganging Bracket - add \$50

## Description + General Information

## Single Seat - Armless



- undermount power center available - order EC30 separately

Dimensions	D	W	H	Shipping	
Overall	32	27	32	Ctn Wt	54
Seat	21	27	17 ½	Cu Ft	15

	Single Upholstery	Frame Zone 1	Seat & Back Zone 2
COM Ydg	5	2 ¼	3
COL Sq Ft	100	40	60

## Single Upholstery Specify: Model | Upholstery | Foot Style | Ganging

PLCM01														
	COM	COL	A	B	C	D	E	F	G	H	I	J	L1	L2
Single Uph	\$2,051	\$2,337	\$2,095	\$2,183	\$2,337	\$2,534	\$2,732	\$3,039	\$3,368	\$3,719	\$4,267	\$4,925	\$3,609	\$4,048


## Multiple Upholstery Specify: Model | Frame Upholstery | Seat &amp; Back Uph | Foot Style | Ganging

PLCM01_M														
Base Price: \$2,051		To the Base Price, add the appropriate upcharges by grade, per zone												
	COM	COL	A	B	C	D	E	F	G	H	I	J	L1	L2
Frame - Zone 1	+ n/a	+\$129	+ \$20	+ \$60	+\$129	+\$218	+ \$307	+ \$445	+ \$593	+ \$751	+ \$998	+ \$1,294	+ \$702	+ \$899
Seat & Back - Zone 2	+ n/a	+\$172	+ \$27	+\$80	+\$172	+\$290	+ \$409	+ \$593	+ \$791	+ \$1,001	+ \$1,330	+ \$1,725	+ \$935	+ \$1,199

Model	Upholstery	Foot Style	Ganging
	Grade Vendor Pattern Colorway	<b>WF</b> Wood Foot See Poet Wood Foot Finishes  <b>MF</b> Metal Foot See Poet Metal Foot Finishes  <a href="#">see foot finish style for pricing</a>	<b>NGB</b> No Ganging Brackets <b>YGV</b> Ganging Bracket - add \$50

Description + General Information

Two Seat - Armless



- undermount power center available - order EC30 separately

Dimensions	D	W	H	Shipping	
Overall	32	54 ¼	32	Ctn Wt	101
Seat	21	54 ¼	17 ½	Cu Ft	29

	Single Upholstery	Frame Zone 1	Seat & Back Zone 2
COM Ydg	9 ½	3 ¾	6
COL Sq Ft	190	70	120

Single Upholstery Specify: Model | Upholstery | Foot Style | Ganging

PLCM02														
	COM	COL	A	B	C	D	E	F	G	H	I	J	L1	L2
Single Uph	\$3,188	\$3,730	\$3,271	\$3,438	\$3,730	\$4,105	\$4,480	\$5,063	\$5,688	\$6,355	\$7,397	\$8,647	\$6,147	\$6,980

Multiple Upholstery Specify: Model | Frame Upholstery | Seat & Back Uph | Foot Style | Ganging


PLCM02_M														
Base Price: \$3,188		To the Base Price, add the appropriate upcharges by grade, per zone												
	COM	COL	A	B	C	D	E	F	G	H	I	J	L1	L2
Frame - Zone 1	+ n/a	+\$214	+ \$33	+ \$99	+\$214	+\$362	+ \$510	+ \$741	+ \$987	+ \$1,251	+ \$1,662	+ \$2,155	+ \$1,169	+ \$1,497
Seat & Back - Zone 2	+ n/a	+\$343	+ \$53	+\$158	+\$343	+\$580	+ \$816	+ \$1,185	+ \$1,579	+ \$2,001	+ \$2,659	+ \$3,448	+ \$1,869	+ \$2,395

Model	Upholstery	Foot Style	Ganging
PL64 POET	Grade Vendor Pattern Colorway	<b>WF</b> Wood Foot See Poet Wood Foot Finishes	<b>NGB</b> No Ganging Brackets <b>YGV</b> Ganging Bracket - add \$50
		<b>MF</b> Metal Foot See Poet Metal Foot Finishes <a href="#">see foot finish style for pricing</a>	

## Description + General Information

## Three Seat - Armless

- undermount power center available - order EC30 separately



Dimensions	D	W	H	Shipping	
Overall	32	81 ½	32	Ctn Wt	146
Seat	21	81 ½	17 ½	Cu Ft	43

	Single Upholstery	Frame Zone 1	Seat & Back Zone 2
COM Ydg	14 ¼	5 ½	9
COL Sq Ft	285	105	180

## Single Upholstery Specify: Model | Upholstery | Foot Style | Ganging

PLCM03														
	COM	COL	A	B	C	D	E	F	G	H	I	J	L1	L2
Single Uph	\$4,375	\$5,188	\$4,501	\$4,751	\$5,188	\$5,751	\$6,314	\$7,189	\$8,126	\$9,127	\$10,689	\$12,565	\$8,814	\$10,064

## Multiple Upholstery Specify: Model | Frame Upholstery | Seat &amp; Back Uph | Foot Style | Ganging

PLCM03_M														
Base Price: \$4,375		To the Base Price, add the appropriate upcharges by grade, per zone												
	COM	COL	A	B	C	D	E	F	G	H	I	J	L1	L2
Frame - Zone 1	+ n/a	+\$314	+\$49	+\$146	+\$314	+\$532	+\$749	+\$1,087	+\$1,448	+\$1,835	+\$2,437	+\$3,162	+\$1,714	+\$2,196
Seat & Back - Zone 2	+ n/a	+\$514	+\$80	+\$238	+\$514	+\$870	+\$1,225	+\$1,778	+\$2,370	+\$3,002	+\$3,988	+\$5,173	+\$2,804	+\$3,594


Model	Upholstery	Foot Style	Ganging
	Grade Vendor Pattern Colorway	<b>WF</b> Wood Foot See Poet Wood Foot Finishes  <b>MF</b> Metal Foot See Poet Metal Foot Finishes  <a href="#">see foot finish style for pricing</a>	<b>NGB</b> No Ganging Brackets <b>YGV</b> Ganging Bracket - add \$50



Description + General Information

Two Seat Peninsula - Armless

- undermount power center available - order EC30 separately



left shown

Dimensions	D	W	H	Shipping	
Overall	33	54 ¼	32	Ctn Wt	97
Seat	22 & 34	54 ¼	17 ½	Cu Ft	30

	Single Upholstery	Frame Zone 1	Seat & Back Zone 2
COM Ydg	7 ½	2 ½	5 ¼
COL Sq Ft	150	45	105

Single Upholstery Specify: Model | Upholstery | Foot Style | Ganging

PLCMP02B-R PLCMP02B-L														
	COM	COL	A	B	C	D	E	F	G	H	I	J	L1	L2
Single Uph	\$2,842	\$3,270	\$2,908	\$3,040	\$3,270	\$3,566	\$3,862	\$4,323	\$4,816	\$5,343	\$6,165	\$7,152	\$5,178	\$5,836


Multiple Upholstery Specify: Model | Frame Upholstery | Seat & Back Uph | Foot Style | Ganging

PLCMP02B-R_M PLCMP02B-L_M														
Base Price: \$2,842	To the Base Price, add the appropriate upcharges by grade, per zone													
	COM	COL	A	B	C	D	E	F	G	H	I	J	L1	L2
Frame - Zone 1	+ n/a	+\$143	+ \$22	+ \$66	+\$143	+\$242	+ \$340	+ \$494	+ \$658	+ \$834	+ \$1,108	+ \$1,437	+ \$779	+ \$998
Seat & Back - Zone 2	+ n/a	+\$300	+ \$47	+\$139	+\$300	+\$507	+ \$714	+ \$1,037	+ \$1,382	+ \$1,751	+ \$2,327	+ \$3,017	+ \$1,636	+ \$2,096

Model	Upholstery	Foot Style	Ganging
PL66 POET	Grade Vendor Pattern Colorway	<b>WF</b> Wood Foot See Poet Wood Foot Finishes  <b>MF</b> Metal Foot See Poet Metal Foot Finishes  <a href="#">see foot finish style for pricing</a>	<b>NGB</b> No Ganging Brackets <b>YGV</b> Ganging Bracket - add \$50

## Description + General Information

## Two Seat with Center Bench - Armless



- undermount power center available - order EC30 separately

Dimensions	D	W	H	Shipping	
Overall	33	81 ½	32	Ctn Wt	142
Seat	22 & 34	81 ½	17 ½	Cu Ft	44

	Single Upholstery	Frame Zone 1	Seat & Back Zone 2
COM Ydg	12 ½	4 ½	8 ¼
COL Sq Ft	250	85	165

## Single Upholstery Specify: Model | Upholstery | Foot Style | Ganging

PLCMP03B														
	COM	COL	A	B	C	D	E	F	G	H	I	J	L1	L2
Single Uph	\$4,149	\$4,863	\$4,260	\$4,479	\$4,863	\$5,356	\$5,850	\$6,617	\$7,440	\$8,317	\$9,688	\$11,333	\$8,043	\$9,140

## Multiple Upholstery Specify: Model | Frame Upholstery | Seat &amp; Back Uph | Foot Style | Ganging

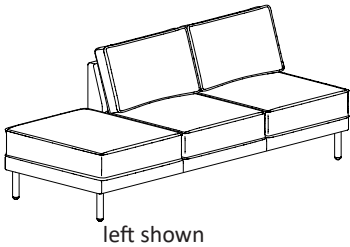
PLCMP03B_M														
Base Price: \$4,149	To the Base Price, add the appropriate upcharges by grade, per zone													
	COM	COL	A	B	C	D	E	F	G	H	I	J	L1	L2
Frame - Zone 1	+ n/a	+\$258	+\$40	+\$119	+\$258	+\$435	+\$613	+\$889	+\$1,185	+\$1,501	+\$1,995	+\$2,587	+\$1,402	+\$1,797
Seat & Back - Zone 2	+ n/a	+\$472	+\$74	+\$218	+\$472	+\$797	+\$1,123	+\$1,629	+\$2,173	+\$2,751	+\$3,656	+\$4,742	+\$2,571	+\$3,295

Model	Upholstery	Foot Style	Ganging
	Grade Vendor Pattern Colorway	<b>WF</b> Wood Foot See Poet Wood Foot Finishes  <b>MF</b> Metal Foot See Poet Metal Foot Finishes  <a href="#">see foot finish style for pricing</a>	<b>NGB</b> No Ganging Brackets <b>YGV</b> Ganging Bracket - add \$50

Description + General Information

Two Seat with Bench - Armless

- undermount power center available - order EC30 separately



Dimensions	D	W	H	Shipping	
Overall	34	81 ½	32	Ctn Wt	142
Seat	22 & 34	81 ½	17 ½	Cu Ft	46

	Single Upholstery	Frame Zone 1	Seat & Back Zone 2
COM Ydg	12 ¼	4 ¼	8 ¼
COL Sq Ft	245	85	165

Single Upholstery Specify: Model | Upholstery | Foot Style | Ganging

PLCMP03B-R PLCMP03B-L														
	COM	COL	A	B	C	D	E	F	G	H	I	J	L1	L2
Single Uph	\$4,177	\$4,877	\$4,285	\$4,500	\$4,877	\$5,360	\$5,844	\$6,596	\$7,402	\$8,262	\$9,605	\$11,217	\$7,993	\$9,068


Multiple Upholstery Specify: Model | Frame Upholstery | Seat & Back Uph | Foot Style | Ganging

PLCMP03B-R_M PLCMP03B-L_M														
Base Price: \$4,177	To the Base Price, add the appropriate upcharges by grade, per zone													
	COM	COL	A	B	C	D	E	F	G	H	I	J	L1	L2
Frame - Zone 1	+ n/a	+\$243	+ \$38	+ \$113	+\$243	+\$411	+ \$579	+ \$840	+\$1,119	+\$1,418	+\$1,884	+\$2,443	+\$1,324	+\$1,697
Seat & Back - Zone 2	+ n/a	+\$472	+ \$73	+\$218	+\$472	+\$797	+\$1,123	+\$1,630	+\$2,172	+\$2,752	+\$3,656	+\$4,742	+\$2,570	+\$3,294

Model	Upholstery	Foot Style	Ganging
PL68 POET	Grade Vendor Pattern Colorway	<b>WF</b> Wood Foot See Poet Wood Foot Finishes  <b>MF</b> Metal Foot See Poet Metal Foot Finishes  <a href="#">see foot finish style for pricing</a>	<b>NGB</b> No Ganging Brackets <b>YGV</b> Ganging Bracket - add \$50

## Description + General Information

### Single Seat with Table - Armless



left shown

- undermount power center available - order EC30 separately

Dimensions	D	W	H	Shipping	
Overall	32	54 ¼	32	Ctn Wt	97
Seat	21	27	17 ½	Cu Ft	29

	Single Upholstery	Frame Zone 1	Seat & Back Zone 2
COM Ydg	5 ¼	2 ½	3
COL Sq Ft	105	45	60

### Single Upholstery Specify: Model | Single Uph | Top Surface | Foot Style | Power | Ganging

#### PLCMP01T-R PLCMP01T-L

	COM	COL	A	B	C	D	E	F	G	H	I	J	L1	L2
Single Uph/Lam	\$2,335	\$2,635	\$2,382	\$2,474	\$2,635	\$2,842	\$3,049	\$3,372	\$3,717	\$4,086	\$4,662	\$5,352	\$3,971	\$4,431
Single Uph/Essentials	\$2,668	\$2,968	\$2,715	\$2,807	\$2,968	\$3,175	\$3,382	\$3,705	\$4,050	\$4,419	\$4,995	\$5,685	\$4,304	\$4,764
Single Uph/Artisan	\$2,694	\$2,994	\$2,741	\$2,833	\$2,994	\$3,201	\$3,408	\$3,731	\$4,076	\$4,445	\$5,021	\$5,711	\$4,330	\$4,790
Single Uph/Solid Surf	\$4,132	\$4,432	\$4,179	\$4,271	\$4,432	\$4,639	\$4,846	\$5,169	\$5,514	\$5,883	\$6,459	\$7,149	\$5,768	\$6,228

### Multiple Upholstery Specify: Model | Frame Uph | Seat & Back Uph | Top Surface | Foot Style | Power | Ganging

#### PLCMP01T-R\_M PLCMP01T-L\_M

Base Price Laminate: \$2,335

Base Price Essentials: \$2,668

Base Price Solid Surface: \$4,132

Base Price Artisan: \$2,694


To the Base Price, add the appropriate upcharges by grade, per zone

	COM	COL	A	B	C	D	E	F	G	H	I	J	L1	L2
Frame - Zone 1	+n/a	+\$143	+\$23	+\$67	+\$143	+\$242	+\$340	+\$494	+\$659	+\$834	+\$1,109	+\$1,437	+\$780	+\$999
Seat & Back - Zone 2	+n/a	+\$172	+\$27	+\$80	+\$172	+\$290	+\$408	+\$593	+\$790	+\$1,001	+\$1,330	+\$1,724	+\$935	+\$1,198

Model	Upholstery	Top Surface	Foot Style	Power	Ganging
	Grade Vendor Pattern Colorway	<b>T Laminate</b> See Poet Laminate Finishes <b>V Veneer</b> See Poet Veneer Finishes <b>S Solid Surface</b> See Poet Solid Surface Finishes <a href="#">see top surface for pricing</a>	<b>WF Wood Foot</b> See Poet Wood Foot Finishes <b>MF Metal Foot</b> See Poet Metal Foot Finishes <a href="#">see foot finish style for pricing</a>	<b>NSP</b> No Surface Power <b>YSP</b> Left Surface Power (EC31) - add \$420 <b>B</b> Black Power Unit <b>B</b> Black Cord <b>G</b> Graphite Cord - add \$187 <b>W</b> White Power Unit <b>G</b> Graphite Cord - add \$187	<b>NGB</b> No Ganging Brackets <b>YGV</b> Ganging Bracket - add \$50

Description + General Information

Two Seat with Center Table - Armless



- undermount power center available - order EC30 separately

Dimensions	D	W	H	Shipping	
Overall	32	81 ½	32	Ctn Wt	142
Seat	21	27 ea	17 ½	Cu Ft	43

	Single Upholstery	Frame Zone 1	Seat & Back Zone 2
COM Ydg	10	4 ¼	6
COL Sq Ft	200	85	120

Single Upholstery Specify: Model | Single Uph | Top Surface | Foot Style | Power | Ganging

PLCMP02T														
	COM	COL	A	B	C	D	E	F	G	H	I	J	L1	L2
Single Uph/Lam	\$3,730	\$4,301	\$3,818	\$3,994	\$4,301	\$4,695	\$5,090	\$5,704	\$6,362	\$7,064	\$8,161	\$9,477	\$6,845	\$7,722
Single Uph/Essentials	\$4,063	\$4,634	\$4,151	\$4,327	\$4,634	\$5,028	\$5,423	\$6,037	\$6,695	\$7,397	\$8,494	\$9,810	\$7,178	\$8,055
Single Uph/Artisan	\$4,089	\$4,660	\$4,177	\$4,353	\$4,660	\$5,054	\$5,449	\$6,063	\$6,721	\$7,423	\$8,520	\$9,836	\$7,204	\$8,081
Single Uph/Solid Surf	\$5,527	\$6,098	\$5,615	\$5,791	\$6,098	\$6,492	\$6,887	\$7,501	\$8,159	\$8,861	\$9,958	\$11,274	\$8,642	\$9,519

Multiple Upholstery Specify: Model | Frame Uph | Seat & Back Uph | Top Surface | Foot Style | Power | Ganging


PLCMP02T_M	Base Price Laminate: \$3,730							Base Price Essentials: \$4,063						
	Base Price Solid Surface: \$5,527							Base Price Artisan: \$4,089						
	To the Base Price, add the appropriate upcharges by grade, per zone													
	COM	COL	A	B	C	D	E	F	G	H	I	J	L1	L2
Frame - Zone 1	+n/a	+ \$243	+ \$38	+ \$113	+ \$243	+ \$411	+ \$578	+ \$839	+ \$1,119	+ \$1,417	+ \$1,884	+ \$2,443	+ \$1,324	+ \$1,697
Seat & Back - Zone 2	+n/a	+ \$343	+ \$53	+ \$159	+ \$343	+ \$579	+ \$816	+ \$1,185	+ \$1,580	+ \$2,001	+ \$2,659	+ \$3,449	+ \$1,869	+ \$2,396

Model	Upholstery	Top Surface	Foot Style	Power	Ganging
	Grade Vendor Pattern Colorway	<b>T Laminate</b> See Poet Laminate Finishes <b>V Veneer</b> See Poet Veneer Finishes <b>S Solid Surface</b> See Poet Solid Surface Finishes <a href="#">see top surface for pricing</a>	<b>WF</b> Wood Foot See Poet Wood Foot Finishes  <b>MF</b> Metal Foot See Poet Metal Foot Finishes  <a href="#">see foot finish style for pricing</a>	<b>NSP</b> No Surface Power <b>YSP</b> Left Surface Power (EC31) - add \$420  <b>B</b> Black Power Unit <b>B</b> Black Cord <b>G</b> Graphite Cord - add \$187  <b>W</b> White Power Unit <b>G</b> Graphite Cord - add \$187	<b>NGB</b> No Ganging Brackets <b>YGV</b> Ganging Bracket - add \$50

## Description + General Information

## Two Seat with Table - Armless

- undermount power center available - order EC30 separately



left shown

Dimensions	D	W	H	Shipping	
Overall	32	81 ½	32	Ctn Wt	142
Seat	21	54 ¼	17 ½	Cu Ft	43

	Single Upholstery	Frame Zone 1	Seat & Back Zone 2
COM Ydg	9 ¾	4 ¼	6
COL Sq Ft	195	85	120

## Single Upholstery Specify: Model | Single Uph | Top Surface | Foot Style | Power | Ganging

PLCMP02T-R  
PLCMP02T-L

	COM	COL	A	B	C	D	E	F	G	H	I	J	L1	L2
Single Uph/Lam	\$3,558	\$4,114	\$3,644	\$3,815	\$4,114	\$4,499	\$4,884	\$5,483	\$6,124	\$6,809	\$7,878	\$9,161	\$6,595	\$7,450
Single Uph/Essentials	\$3,891	\$4,447	\$3,977	\$4,148	\$4,447	\$4,832	\$5,217	\$5,816	\$6,457	\$7,142	\$8,211	\$9,494	\$6,928	\$7,783
Single Uph/Artisan	\$3,917	\$4,473	\$4,003	\$4,174	\$4,473	\$4,858	\$5,243	\$5,842	\$6,483	\$7,168	\$8,237	\$9,520	\$6,954	\$7,809
Single Uph/Solid Surf	\$5,355	\$5,911	\$5,441	\$5,612	\$5,911	\$6,296	\$6,681	\$7,280	\$7,921	\$8,606	\$9,675	\$10,958	\$8,392	\$9,247

## Multiple Upholstery Specify: Model | Frame Uph | Seat &amp; Back Uph | Top Surface | Foot Style | Power | Ganging

PLCMP02T-R\_M  
PLCMP02T-L\_M

Base Price Laminate: \$3,558

Base Price Essentials: \$3,891

Base Price Solid Surface: \$5,355

Base Price Artisan: \$3,917


To the Base Price, add the appropriate upcharges by grade, per zone

	COM	COL	A	B	C	D	E	F	G	H	I	J	L1	L2
Frame - Zone 1	+n/a	+ \$243	+ \$38	+ \$113	+ \$243	+ \$411	+ \$578	+ \$840	+ \$1,119	+ \$1,418	+ \$1,884	+ \$2,443	+ \$1,324	+ \$1,697
Seat & Back - Zone 2	+n/a	+ \$343	+ \$53	+ \$159	+ \$343	+ \$580	+ \$816	+ \$1,185	+ \$1,580	+ \$2,001	+ \$2,659	+ \$3,448	+ \$1,869	+ \$2,396

Model	Upholstery	Top Surface	Foot Style	Power	Ganging
	Grade Vendor Pattern Colorway	<b>T Laminate</b> See Poet Laminate Finishes <b>V Veneer</b> See Poet Veneer Finishes <b>S Solid Surface</b> See Poet Solid Surface Finishes <a href="#">see top surface for pricing</a>	<b>WF Wood Foot</b> See Poet Wood Foot Finishes <b>MF Metal Foot</b> See Poet Metal Foot Finishes <a href="#">see foot finish style for pricing</a>	<b>NSP</b> No Surface Power <b>YSP</b> Left Surface Power (EC31) - add \$420 <b>B</b> Black Power Unit <b>B</b> Black Cord <b>G</b> Graphite Cord - add \$187 <b>W</b> White Power Unit <b>G</b> Graphite Cord - add \$187	<b>NGB</b> No Ganging Brackets <b>YGV</b> Ganging Bracket - add \$50

Description + General Information

Two Seat with Two Tables - Armless



- undermount power center available - order EC30 separately

Dimensions	D	W	H	Shipping	
Overall	32	81 ½	32	Ctn Wt	140
Seat	21	54 ¼	17 ½	Cu Ft	43

	Single Upholstery	Frame Zone 1	Seat & Back Zone 2
COM Ydg	9 ¾	4 ¼	6
COL Sq Ft	195	85	120

Single Upholstery Specify: Model | Single Uph | Top Surface | Foot Style | Power | Ganging

PLCM02T-D														
	COM	COL	A	B	C	D	E	F	G	H	I	J	L1	L2
Single Uph/Lam	\$3,613	\$4,169	\$3,699	\$3,870	\$4,169	\$4,554	\$4,939	\$5,538	\$6,179	\$6,864	\$7,933	\$9,216	\$6,650	\$7,505
Single Uph/Essentials	\$4,009	\$4,565	\$4,095	\$4,266	\$4,565	\$4,950	\$5,335	\$5,934	\$6,575	\$7,260	\$8,329	\$9,612	\$7,046	\$7,901
Single Uph/Artisan	\$4,037	\$4,593	\$4,123	\$4,294	\$4,593	\$4,978	\$5,363	\$5,962	\$6,603	\$7,288	\$8,357	\$9,640	\$7,074	\$7,929
Single Uph/Solid Surf	\$5,739	\$6,295	\$5,825	\$5,996	\$6,295	\$6,680	\$7,065	\$7,664	\$8,305	\$8,990	\$10,059	\$11,342	\$8,776	\$9,631

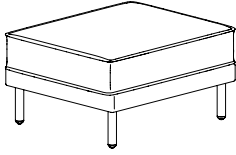
Multiple Upholstery Specify: Model | Frame Uph | Seat & Back Uph | Top Surface | Foot Style | Power | Ganging

PLCM02T-D_M	Base Price Laminate: \$3,613							Base Price Essentials: \$4,009						
	Base Price Solid Surface: \$5,739							Base Price Artisan: \$4,037						
	To the Base Price, add the appropriate upcharges by grade, per zone													
	COM	COL	A	B	C	D	E	F	G	H	I	J	L1	L2
Frame - Zone 1	+n/a	+ \$243	+ \$38	+ \$113	+ \$243	+ \$411	+ \$578	+ \$840	+ \$1,119	+ \$1,418	+ \$1,884	+ \$2,443	+ \$1,324	+ \$1,697
Seat & Back - Zone 2	+n/a	+ \$343	+ \$53	+ \$159	+ \$343	+ \$580	+ \$816	+ \$1,185	+ \$1,580	+ \$2,001	+ \$2,659	+ \$3,448	+ \$1,869	+ \$2,396

Model	Upholstery	Top Surface	Foot Style	Power	Ganging
	Grade Vendor Pattern Colorway	<b>T Laminate</b> See Poet Laminate Finishes <b>V Veneer</b> See Poet Veneer Finishes <b>S Solid Surface</b> See Poet Solid Surface Finishes <a href="#">see top surface for pricing</a>	<b>WF</b> Wood Foot See Poet Wood Foot Finishes  <b>MF</b> Metal Foot See Poet Metal Foot Finishes  <a href="#">see foot finish style for pricing</a>	<b>NSP</b> No Surface Power <b>LSP</b> Left Surface Power (EC31) - add \$420 <b>B</b> Black Power Unit <b>B</b> Black Cord <b>G</b> Graphite Cord - add \$187 <b>W</b> White Power Unit <b>G</b> Graphite Cord - add \$187 <b>RSP</b> Right Surface Power (EC31) - add \$420 <b>B</b> Black Power Unit <b>B</b> Black Cord <b>G</b> Graphite Cord - add \$187 <b>W</b> White Power Unit <b>G</b> Graphite Cord - add \$187 <b>BSP</b> Both Surface Power (EC31) - add \$840 <b>B</b> Black Power Unit <b>B</b> Black Cord <b>G</b> Graphite Cord - add \$374 <b>W</b> White Power Unit <b>G</b> Graphite Cord - add \$374	<b>NGB</b> No Ganging Brackets <b>YGV</b> Ganging Bracket - add \$50

## Description + General Information

## Modular Single Seat Bench



- undermount power center available - order EC30 separately

Dimensions	D	W	H	Shipping	
Overall	33	27	17 ½	Ctn Wt	50
Seat	33	27	17 ½	Cu Ft	7

	Single Upholstery	Frame Zone 1	Seat Zone 2
COM Ydg	3	1	2 ¼
COL Sq Ft	54	15	45

## Single Upholstery Specify: Model | Upholstery | Foot Style | Ganging

## PLCMB01

	COM	COL	A	B	C	D	E	F	G	H	I	J	L1	L2
Single Uph	\$1,408	\$1,579	\$1,434	\$1,487	\$1,579	\$1,698	\$1,816	\$2,000	\$2,198	\$2,408	\$2,737	\$3,132	\$2,342	\$2,606

## Multiple Upholstery Specify: Model | Frame Upholstery | Seat &amp; Back Uph | Foot Style | Ganging

## PLCMB01\_M

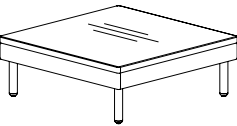
Base Price: \$1,408	To the Base Price, add the appropriate upcharges by grade, per zone													
	COM	COL	A	B	C	D	E	F	G	H	I	J	L1	L2
Frame - Zone 1	+ n/a	+\$57	+ \$9	+ \$27	+\$57	+\$97	+ \$136	+ \$198	+ \$264	+ \$334	+ \$443	+ \$575	+ \$312	+ \$400
Seat - Zone 2	+ n/a	+\$129	+ \$20	+\$60	+\$129	+\$218	+ \$306	+ \$444	+ \$593	+ \$750	+ \$997	+ \$1,293	+ \$701	+ \$899

Model	Upholstery	Foot Style	Ganging
	Grade Vendor Pattern Colorway	<b>WF</b> Wood Foot See Poet Wood Foot Finishes  <b>MF</b> Metal Foot See Poet Metal Foot Finishes  <a href="#">see foot finish style for pricing</a>	<b>NGB</b> No Ganging Brackets <b>YGV</b> Ganging Bracket - add \$50



Description + General Information

Modular Corner Table -  
Straight Grain



- undermount power center  
available - order EC30 separately

Dimensions	D	W	H	Shipping	
Overall	30 ¾	30 ¾	11 ½	Ctn Wt	50
				Cu Ft	4

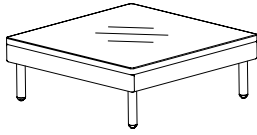
	Apron Upholstery
COM Ydg	1
COL Sq Ft	18

Single Upholstery Specify: Model | Apron Uph | Top Surface | Foot Style | Power | Ganging

PLMCT														
	COM	COL	A	B	C	D	E	F	G	H	I	J	L1	L2
Single Uph/Lam	\$1,073	\$1,130	\$1,082	\$1,100	\$1,130	\$1,170	\$1,209	\$1,271	\$1,336	\$1,407	\$1,516	\$1,648	\$1,385	\$1,472
Single Uph/Essentials	\$1,413	\$1,470	\$1,422	\$1,440	\$1,470	\$1,510	\$1,549	\$1,611	\$1,676	\$1,747	\$1,856	\$1,988	\$1,725	\$1,812
Single Uph/Artisan	\$1,443	\$1,500	\$1,452	\$1,470	\$1,500	\$1,540	\$1,579	\$1,641	\$1,706	\$1,777	\$1,886	\$2,018	\$1,755	\$1,842
Single Uph/Solid Surf	\$3,118	\$3,175	\$3,127	\$3,145	\$3,175	\$3,215	\$3,254	\$3,316	\$3,381	\$3,452	\$3,561	\$3,693	\$3,430	\$3,517

Model	Upholstery	Top Surface	Foot Style	Power	Ganging
	Grade Vendor Pattern Colorway	<b>T Laminate</b> See Poet Laminate Finishes <b>V Veneer</b> See Poet Veneer Finishes <b>S Solid Surface</b> See Poet Solid Surface Finishes <a href="#">see top surface for pricing</a>	<b>WF</b> Wood Foot See Poet Wood Foot Finishes  <b>MF</b> Metal Foot See Poet Metal Foot Finishes  <a href="#">see foot finish style for pricing</a>	<b>NSP</b> No Surface Power <b>YSP</b> Surface Power (EC31) - add \$420 <b>B Black Power Unit</b> <b>B</b> Black Cord <b>G</b> Graphite Cord - add \$187 <b>W White Power Unit</b> <b>G</b> Graphite Cord - add \$187	<b>NGB</b> No Ganging Brackets <b>YGV</b> Ganging Bracket - add \$50

## Description + General Information

Modular Corner Table -  
Diagonal Grain

- undermount power center available - order EC30 separately

Dimensions	D	W	H	Shipping	
Overall	30 ¾	30 ¾	11 ½	Ctn Wt	50
				Cu Ft	4

	Apron Upholstery
COM Ydg	1
COL Sq Ft	18

**Single Upholstery** Specify: Model | Apron Uph | Top Surface | Foot Style | Power | Ganging

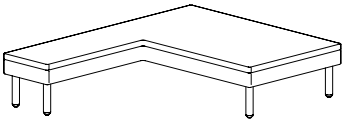
## PLMCT-D

	COM	COL	A	B	C	D	E	F	G	H	I	J	L1	L2
Single Uph/Lam	\$1,175	\$1,232	\$1,183	\$1,201	\$1,232	\$1,271	\$1,311	\$1,372	\$1,438	\$1,508	\$1,618	\$1,749	\$1,486	\$1,574
Single Uph/Essentials	\$1,456	\$1,513	\$1,464	\$1,482	\$1,513	\$1,552	\$1,592	\$1,653	\$1,719	\$1,789	\$1,899	\$2,030	\$1,767	\$1,855
Single Uph/Artisan	\$1,493	\$1,550	\$1,501	\$1,519	\$1,550	\$1,589	\$1,629	\$1,690	\$1,756	\$1,826	\$1,936	\$2,067	\$1,804	\$1,892
Single Uph/Solid Surf	\$3,220	\$3,277	\$3,228	\$3,246	\$3,277	\$3,316	\$3,356	\$3,417	\$3,483	\$3,553	\$3,663	\$3,794	\$3,531	\$3,619

Model	Upholstery	Top Surface	Foot Style	Power	Ganging
	Grade Vendor Pattern Colorway	<b>T Laminate</b> See Poet Laminate Finishes <b>V Veneer</b> See Poet Veneer Finishes <b>S Solid Surface</b> See Poet Solid Surface Finishes <a href="#">see top surface for pricing</a>	<b>WF Wood Foot</b> See Poet Wood Foot Finishes <b>MF Metal Foot</b> See Poet Metal Foot Finishes <a href="#">see foot finish style for pricing</a>	<b>NSP</b> No Surface Power <b>YSP</b> Surface Power (EC31) - add \$420 <b>B Black Power Unit</b> <b>B</b> Black Cord <b>G</b> Graphite Cord - add \$187 <b>W White Power Unit</b> <b>G</b> Graphite Cord - add \$187	<b>NGB</b> No Ganging Brackets <b>YGV</b> Ganging Bracket - add \$50

Description + General Information

Modular Table Wrap



left shown

- undermount power center available - order EC30 separately

Dimensions	D	W	H	Shipping	
Overall	44 ¾	55 ¾	11 ½	Ctn Wt	90
				Cu Ft	10

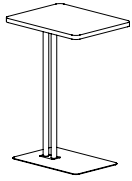
	Apron Upholstery
COM Ydg	1 ¼
COL Sq Ft	23

Single Upholstery   Specify: Model | Apron Uph | Top Surface | Foot Style | Power | Ganging

PLMWT-R PLMWT-L														
	COM	COL	A	B	C	D	E	F	G	H	I	J	L1	L2
Single Uph/Lam	\$1,905	\$1,976	\$1,916	\$1,938	\$1,976	\$2,026	\$2,075	\$2,152	\$2,234	\$2,322	\$2,459	\$2,623	\$2,294	\$2,404
Single Uph/Essentials	\$2,308	\$2,379	\$2,319	\$2,341	\$2,379	\$2,429	\$2,478	\$2,555	\$2,637	\$2,725	\$2,862	\$3,026	\$2,697	\$2,807
Single Uph/Artisan	\$2,385	\$2,456	\$2,396	\$2,418	\$2,456	\$2,506	\$2,555	\$2,632	\$2,714	\$2,802	\$2,939	\$3,103	\$2,774	\$2,884

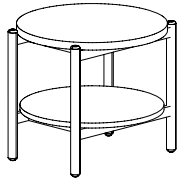
Model	Upholstery	Top Surface	Foot Style	Power	Ganging
	Grade Vendor Pattern Colorway	<b>T   Laminate</b> See Poet Laminate Finishes <b>V   Veneer</b> See Poet Veneer Finishes <a href="#">see top surface for pricing</a>	<b>WF</b> Wood Foot See Poet Wood Foot Finishes  <b>MF</b> Metal Foot See Poet Metal Foot Finishes  <a href="#">see foot finish style for pricing</a>	<b>NSP</b> No Surface Power <b>YSP</b> Surface Power (EC31) - add \$528  <b>B   Black Power Unit</b> <b>B</b> Black Cord <b>G</b> Graphite Cord - add \$196  <b>W   White Power Unit</b> <b>W</b> White Cord <b>G</b> Graphite Cord - add \$196	<b>NGB</b> No Ganging Brackets <b>YGV</b> Ganging Bracket - add \$50

Description	D	W	H	CTN WT	CU FT	① Model	Laminate	Essentials Veneer	Artisan Veneer
<b>Freestanding Pull Up Table</b>	14	18	26 ¼	26	2	<b>PLT26</b>	<b>\$643</b>	<b>\$843</b>	<b>\$848</b>



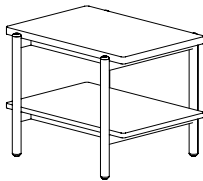
<b>Round Side Table - Wood Legs</b>	22	22	20	30	7	<b>PLRD20-22W</b>	<b>\$1,131</b>	<b>\$1,489</b>	<b>\$1,510</b>
---	----	----	----	----	---	-------------------	----------------	----------------	----------------

- walnut or white oak wood legs available, specify and add \$232 list



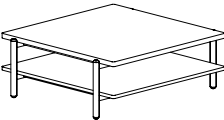
<b>Rectangular Side Table - Wood Legs</b>	26	20 ¾	20	35	8	<b>PLTT20-2026W</b>	<b>\$1,171</b>	<b>\$1,529</b>	<b>\$1,550</b>
---	----	------	----	----	---	---------------------	----------------	----------------	----------------

- walnut or white oak wood legs available, specify and add \$232 list



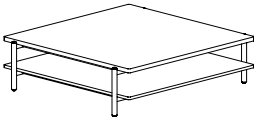
Model	Top Surface	Metal Frame Color (PLT26)	Wood Leg Style
	<b>T Laminate</b> See Poet Laminate Finishes <b>V Veneer</b> See Poet Veneer Finishes <a href="#">see top surface for pricing</a>	<a href="#">see metal frame finishes</a>	<b>MAL</b> Maple Wood Leg & Frame <b>MPL</b> Maple Paint Wood Leg & Frame, add \$45 <b>WAL</b> Walnut Wood Leg & Frame (see upcharge) <b>WOL</b> White Oak Wood Leg & Frame (see upcharge) <a href="#">see wood leg finishes</a>

Description	D	W	H	CTN WT	CU FT	❶ Model	Laminate	Essentials Veneer	Artisan Veneer
Coffee Table - Wood Legs	36	38 7⁄8	14	80	14	PLTT14-3638W	\$1,305	\$1,747	\$1,805



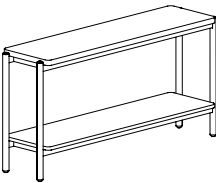
- walnut or white oak wood legs available, specify and add \$240 list

Coffee Table - Wood Legs	48	50 7⁄8	14	135	24	PLTT14-4850W	\$1,563	\$2,090	\$2,192
--------------------------	----	--------	----	-----	----	--------------	---------	---------	---------



- walnut or white oak wood legs available, specify and add \$281 list

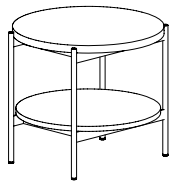
Console Table - Wood Legs	14	54 1⁄8	27	47	14	PLTT27-1454W	\$1,374	\$1,765	\$1,797
---------------------------	----	--------	----	----	----	--------------	---------	---------	---------



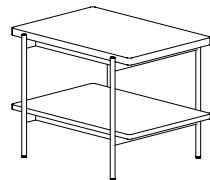
- walnut or white oak wood legs available, specify and add \$310 list

Model	Top Surface	Wood Leg Style
	<div>T   Laminate See Poet Laminate Finishes</div> <div>V   Veneer See Poet Veneer Finishes</div> <div><a href="#">see top surface for pricing</a></div>	<div>MAL   Maple Wood Leg &amp; Frame</div> <div>MPL   Maple Paint Wood Leg &amp; Frame, add \$45</div> <div>WAL   Walnut Wood Leg &amp; Frame (see upcharge)</div> <div>WOL   White Oak Wood Leg &amp; Frame (see upcharge)</div> <div><a href="#">see wood leg finishes</a></div>

Description	D	W	H	CTN WT	CU FT	❶ Model	Laminate	Essentials Veneer	Artisan Veneer
Round Side Table - Metal Legs	22	22	20	41	7	PLRD20-22M	\$1,556	\$1,914	\$1,935

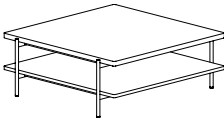


Rectangular Side Table - Metal Legs	26	19 ½	20	46	8	PLTT20-2026M	\$1,675	\$2,033	\$2,054
--	----	------	----	----	---	--------------	---------	---------	---------

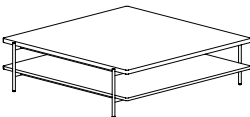


Model	Top Surface	Leg Style
	<div><div>T</div><div>Laminate</div><div>See Poet Laminate Finishes</div></div> <div><div>V</div><div>Veneer</div><div>See Poet Veneer Finishes</div></div> <div><a href="#">see top surface for pricing</a></div>	<div><div>ML</div><div>Metal Leg</div><div>See Poet Metal Leg Finishes</div></div> <div><a href="#">see leg finish style for pricing</a></div>

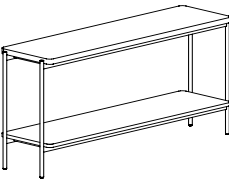
Description	D	W	H	CTN WT	CU FT	❶ Model	Laminate	Essentials Veneer	Artisan Veneer
Coffee Table - Metal Legs	36	37 ½	14	96	14	PLTT14-3638M	\$1,774	\$2,216	\$2,274



Coffee Table - Metal Legs	48	49 ½	14	148	23	PLTT14-4850M	\$2,189	\$2,716	\$2,818
---------------------------	----	------	----	-----	----	--------------	---------	---------	---------

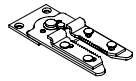


Console Table - Metal Legs	14	52 ⅞	27	57	14	PLTT27-1454M	\$2,028	\$2,419	\$2,451
----------------------------	----	------	----	----	----	--------------	---------	---------	---------




Model	Top Surface	Leg Style
	<div>T Laminat See Poet Laminat Finishes</div> <div>V Veneer See Poet Veneer Finishes</div> <div><a href="#">see top surface for pricing</a></div>	<div>ML Metal Leg See Poet Metal Leg Finishes</div> <div><a href="#">see leg finish style for pricing</a></div>

Description	D	W	H	CTN WT	CU FT	❶ Model	List Price
<b>Linking Brackets</b>						<b>GP-LINK</b>	<b>\$50</b>



- links two modular units
- set of 2 with attachment hardware
- field installed

<b>Power Center - Under Mount</b>						<b>EC30</b>	<b>\$363</b>
-----------------------------------	--	--	--	--	--	-------------	--------------



- front frame mount - field installed
- simplex receptacle and two USB/10' - three prong plug power cord
- 10' cord
- specify black or white - cord color will match unit
- optional graphite fabric cord available, specify and add \$187 list
- overall mounting bracket tabs: 5"w

---

**To Order, Specify:**

❶ Model number