

Portrait Order Check List:



Specify:

- 1. Model Number
- 2. Wood Species - Maple (M)
- 3. Wood Finish
- 4. Fabric Selection - vendor, pattern and color
- 5. Button/Reverse Diamond Detail - add \$171 list
- 6. Optional Conference Self-Return Swivel Mechanism - add \$131 list

Example:

P09012 | **M** | **AUB** | **MOMENTUM** | **VOX** | **MYSTIC**
 (model #) | (wood species) | (finish) | (fabric vendor) | (pattern name) | (pattern color)

1. Model Number

2. Wood Species - Maple (M)

3. Wood Finish Options:

CAG Aged Ash Coordinate	CGR Graphite Coordinate
ALM Ale Medium	HRV Harvest
AUB Auburn	CHL High Line Coordinate
BRL Barley	CKC Khaki Coordinate
CBE Blonde Echo Coordinate	LGC Legacy
BBM Bourbon Medium	MCH Mocha
CBZ Brazilwood Coordinate	NTO Night Owl
BRM Brighton Medium	COA Oatmeal Cookie Coordinate
BUT Butterscotch	CPI Pinnacle Walnut Coordinate
CIN Cinnamon	PRL Praline
CLA Classic	SAF Saffron
CCF Coffee Coordinate	SIE Sienna
CLL Collectors	CST Studio Teak Coordinate
CCR Cremello Coordinate	TOF Toffee
EAR Earthy	TRF Truffle
ESP Espresso	VEN Venetian
FLX Flax	CVI Vintage Coordinate
CFL Florence Walnut Coordinate	CWH Walnut Heights Coordinate
CFO Fossil Coordinate	CWE Weathered Ash Coordinate

4. Fabric Selection - Please supply the following:

- Vendor name
- Pattern name
- Pattern color

[For a complete list of JSI Graded-In Fabric click here](#)

When specifying contrasting upholstery, indicate clearly which upholstery is to be applied to the seat, back and arms. Use higher grade pricing.

- Indicate direction of fabric - Railroaded or Up the Roll
- Please provide illustration, if available

All COM orders must include the following:


- Vendor's name, pattern name and color
- Sample of the fabric attached to order
- Model numbers of items for fabric application
- Special application instructions (e.g., all stripes will be applied front to back unless specified otherwise)
- Customer and purchase order number

Ship prepaid COM

material to:
 JSI
 Attn: COM Dept
 201 East Martin Street
 Receiving B, Dock 71
 Orleans, IN 47452

Application of fabric:

Railroaded Up the Roll



All COM orders will ship at standard lead time from receipt of COM except for orders requiring special custom matched finishes.

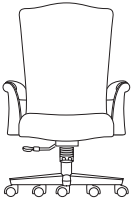
5. Button/Reverse Diamond Detail - add \$171 list.

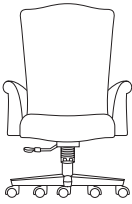


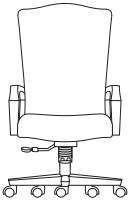
Fabric direction on top and bottom sections run with the nap. Side sections run railroad. EX: stripes run vertical on top and bottom sections and horizontal on side sections.

6. Optional Conference Self-Return Mechanism - add \$171 list. Conference self-return mechanisms have a fixed seat height

PORTRAIT

Description	1 Model	Specifications	List Price Per Grade																																																						
Executive High Back 	P09012 <ul style="list-style-type: none"> · scroll arm · open wood arm with upholstered arm rest · arm is carved and shaped maple with foam wrap upholstered arm rest · seat height range is 17 ½ - 20 ¾ · arm height range is 25 ¼ - 28 ½ · back height range is 40 - 43 ¼ 	<table border="1"> <thead> <tr> <th>Dimensions</th> <th>D</th> <th>W</th> <th>H</th> </tr> </thead> <tbody> <tr> <td>Overall</td> <td>28 ½</td> <td>28 ¾</td> <td>43 ¼</td> </tr> <tr> <td>Seat</td> <td>17 ½</td> <td>20 ¾</td> <td>20 ¾</td> </tr> <tr> <td>Arm</td> <td colspan="3">24 ½</td> </tr> <tr> <th colspan="2">Upholstery</th> <th colspan="2">Shipping</th> </tr> <tr> <td>COM Ydg</td> <td>3</td> <td>Ctn Wt</td> <td>67</td> </tr> <tr> <td>COL Sq Ft</td> <td>54</td> <td>Cu Ft</td> <td>23</td> </tr> </tbody> </table>	Dimensions	D	W	H	Overall	28 ½	28 ¾	43 ¼	Seat	17 ½	20 ¾	20 ¾	Arm	24 ½			Upholstery		Shipping		COM Ydg	3	Ctn Wt	67	COL Sq Ft	54	Cu Ft	23	<table border="1"> <tbody> <tr><td>COM</td><td>\$2,631</td></tr> <tr><td>A</td><td>\$2,661</td></tr> <tr><td>B</td><td>\$2,726</td></tr> <tr><td>COL/C</td><td>\$2,837</td></tr> <tr><td>D</td><td>\$2,978</td></tr> <tr><td>E</td><td>\$3,119</td></tr> <tr><td>F</td><td>\$3,269</td></tr> <tr><td>G</td><td>\$3,483</td></tr> <tr><td>H</td><td>\$3,709</td></tr> <tr><td>I</td><td>\$4,065</td></tr> <tr><td>J</td><td>\$4,492</td></tr> <tr><td>L1</td><td>\$3,525</td></tr> <tr><td>L2</td><td>\$3,752</td></tr> </tbody> </table>	COM	\$2,631	A	\$2,661	B	\$2,726	COL/C	\$2,837	D	\$2,978	E	\$3,119	F	\$3,269	G	\$3,483	H	\$3,709	I	\$4,065	J	\$4,492	L1	\$3,525	L2	\$3,752
		Dimensions	D	W	H																																																				
Overall	28 ½	28 ¾	43 ¼																																																						
Seat	17 ½	20 ¾	20 ¾																																																						
Arm	24 ½																																																								
Upholstery		Shipping																																																							
COM Ydg	3	Ctn Wt	67																																																						
COL Sq Ft	54	Cu Ft	23																																																						
COM	\$2,631																																																								
A	\$2,661																																																								
B	\$2,726																																																								
COL/C	\$2,837																																																								
D	\$2,978																																																								
E	\$3,119																																																								
F	\$3,269																																																								
G	\$3,483																																																								
H	\$3,709																																																								
I	\$4,065																																																								
J	\$4,492																																																								
L1	\$3,525																																																								
L2	\$3,752																																																								

Executive High Back 	P09013 <ul style="list-style-type: none"> · scroll arm, fully upholstered · arm interior is framed hardwood with foam wrap · seat height range is 17 ½ - 20 ¾ · arm height range is 25 ¼ - 28 ½ · back height range is 40 - 43 ¼ 	<table border="1"> <thead> <tr> <th>Dimensions</th> <th>D</th> <th>W</th> <th>H</th> </tr> </thead> <tbody> <tr> <td>Overall</td> <td>28 ½</td> <td>28 ¾</td> <td>43 ¼</td> </tr> <tr> <td>Seat</td> <td>17 ½</td> <td>20 ¼</td> <td>20 ¾</td> </tr> <tr> <td>Arm</td> <td colspan="3">24 ½</td> </tr> <tr> <th colspan="2">Upholstery</th> <th colspan="2">Shipping</th> </tr> <tr> <td>COM Ydg</td> <td>3 ¾</td> <td>Ctn Wt</td> <td>67</td> </tr> <tr> <td>COL Sq Ft</td> <td>68</td> <td>Cu Ft</td> <td>23</td> </tr> </tbody> </table>	Dimensions	D	W	H	Overall	28 ½	28 ¾	43 ¼	Seat	17 ½	20 ¼	20 ¾	Arm	24 ½			Upholstery		Shipping		COM Ydg	3 ¾	Ctn Wt	67	COL Sq Ft	68	Cu Ft	23	<table border="1"> <tbody> <tr><td>COM</td><td>\$2,621</td></tr> <tr><td>A</td><td>\$2,662</td></tr> <tr><td>B</td><td>\$2,741</td></tr> <tr><td>COL/C</td><td>\$2,880</td></tr> <tr><td>D</td><td>\$3,057</td></tr> <tr><td>E</td><td>\$3,236</td></tr> <tr><td>F</td><td>\$3,421</td></tr> <tr><td>G</td><td>\$3,687</td></tr> <tr><td>H</td><td>\$3,974</td></tr> <tr><td>I</td><td>\$4,417</td></tr> <tr><td>J</td><td>\$4,950</td></tr> <tr><td>L1</td><td>\$3,741</td></tr> <tr><td>L2</td><td>\$4,025</td></tr> </tbody> </table>	COM	\$2,621	A	\$2,662	B	\$2,741	COL/C	\$2,880	D	\$3,057	E	\$3,236	F	\$3,421	G	\$3,687	H	\$3,974	I	\$4,417	J	\$4,950	L1	\$3,741	L2	\$4,025
		Dimensions	D	W	H																																																				
Overall	28 ½	28 ¾	43 ¼																																																						
Seat	17 ½	20 ¼	20 ¾																																																						
Arm	24 ½																																																								
Upholstery		Shipping																																																							
COM Ydg	3 ¾	Ctn Wt	67																																																						
COL Sq Ft	68	Cu Ft	23																																																						
COM	\$2,621																																																								
A	\$2,662																																																								
B	\$2,741																																																								
COL/C	\$2,880																																																								
D	\$3,057																																																								
E	\$3,236																																																								
F	\$3,421																																																								
G	\$3,687																																																								
H	\$3,974																																																								
I	\$4,417																																																								
J	\$4,950																																																								
L1	\$3,741																																																								
L2	\$4,025																																																								

Executive High Back 	P09016 <ul style="list-style-type: none"> · regency arm, open wood arm · arm exterior is carved and shaped maple · seat height range is 17 ½ - 20 ¾ · arm height range is 25 ¼ - 28 ½ · back height range is 40 - 43 ¼ 	<table border="1"> <thead> <tr> <th>Dimensions</th> <th>D</th> <th>W</th> <th>H</th> </tr> </thead> <tbody> <tr> <td>Overall</td> <td>28 ½</td> <td>25 ¼</td> <td>43 ¼</td> </tr> <tr> <td>Seat</td> <td>17 ½</td> <td>20 ½</td> <td>20 ¾</td> </tr> <tr> <td>Arm</td> <td colspan="3">24 ½</td> </tr> <tr> <th colspan="2">Upholstery</th> <th colspan="2">Shipping</th> </tr> <tr> <td>COM Ydg</td> <td>3</td> <td>Ctn Wt</td> <td>67</td> </tr> <tr> <td>COL Sq Ft</td> <td>54</td> <td>Cu Ft</td> <td>21</td> </tr> </tbody> </table>	Dimensions	D	W	H	Overall	28 ½	25 ¼	43 ¼	Seat	17 ½	20 ½	20 ¾	Arm	24 ½			Upholstery		Shipping		COM Ydg	3	Ctn Wt	67	COL Sq Ft	54	Cu Ft	21	<table border="1"> <tbody> <tr><td>COM</td><td>\$2,407</td></tr> <tr><td>A</td><td>\$2,439</td></tr> <tr><td>B</td><td>\$2,503</td></tr> <tr><td>COL/C</td><td>\$2,613</td></tr> <tr><td>D</td><td>\$2,757</td></tr> <tr><td>E</td><td>\$2,897</td></tr> <tr><td>F</td><td>\$3,047</td></tr> <tr><td>G</td><td>\$3,261</td></tr> <tr><td>H</td><td>\$3,487</td></tr> <tr><td>I</td><td>\$3,843</td></tr> <tr><td>J</td><td>\$4,269</td></tr> <tr><td>L1</td><td>\$3,302</td></tr> <tr><td>L2</td><td>\$3,531</td></tr> </tbody> </table>	COM	\$2,407	A	\$2,439	B	\$2,503	COL/C	\$2,613	D	\$2,757	E	\$2,897	F	\$3,047	G	\$3,261	H	\$3,487	I	\$3,843	J	\$4,269	L1	\$3,302	L2	\$3,531
		Dimensions	D	W	H																																																				
Overall	28 ½	25 ¼	43 ¼																																																						
Seat	17 ½	20 ½	20 ¾																																																						
Arm	24 ½																																																								
Upholstery		Shipping																																																							
COM Ydg	3	Ctn Wt	67																																																						
COL Sq Ft	54	Cu Ft	21																																																						
COM	\$2,407																																																								
A	\$2,439																																																								
B	\$2,503																																																								
COL/C	\$2,613																																																								
D	\$2,757																																																								
E	\$2,897																																																								
F	\$3,047																																																								
G	\$3,261																																																								
H	\$3,487																																																								
I	\$3,843																																																								
J	\$4,269																																																								
L1	\$3,302																																																								
L2	\$3,531																																																								

To Order, Specify:

- 1 Model Number
- 2 Wood Species - Maple (M)
- 3 Wood Finish
- 4 Fabric Selection - vendor, pattern and color
- 5 Button/Reverse Diamond Detail - add \$171 list
- 6 Optional Conference Self - Return Swivel Mechanism - add \$171 list


3 Wood Finish/Color Options:


Maple	
CAG Aged Ash Coordinate	CGR Graphite Coordinate
ALM Ale Medium	HRV Harvest
AUB Auburn	CHL High Line Coordinate
BRL Barley	CKC Khaki Coordinate
CBE Blonde Echo Coordinate	LGC Legacy
BBM Bourbon Medium	MCH Mocha
CBZ Brazilwood Coordinate	NTO Night Owl
BRM Brighton Medium	COA Oatmeal Cook Coordinate
BUT Butterscotch	CPI Pinnacle Walnut Coordinate
CIN Cinnamon	PRL Praline
CLA Classic	SAF Saffron
CCF Coffee Coordinate	SIE Sienna
CLL Collectors	CST Studio Teak Coordinate
CCR Cremello Coordinate	TOF Toffee
EAR Earthy	TRF Truffle
ESP Espresso	VEN Venetian
FLX Flax	CVI Vintage Coordinate
CFL Florence Walnut Coordinate	CWH Walnut Heights Coordinate
CFO Fossil Coordinate	CWE Weathered Ash Coordinate

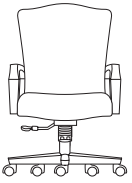
Specifications

- Wood species - Maple.
- Seat has synthetic sheet webbing with high resiliency seat polyurethane foam and Dacron® wrap.
- Frame interior is hardwood joined with double dowels.
- Back has polypropylene webbing and polyurethane foam with Dacron® wrap.
- All backs have button/reverse diamond detail option.
- Adjustment is mid-pivot, mid-knee tilt with gas height adjustment.
- C706, wood base cap.
- C10, hooded black double wheel caster.
- Caster is hard tread.

- 4 See a selection of graded in fabric manufacturers and patterns on pages 20-28 Contact Customer Service for additional fabric options.

Description	① Model	Specifications				List Price Per Grade	
Management Mid Back 	P09022 · scroll arm · open wood arm with upholstered arm rest · arm is carved and shaped maple with foam wrap upholstered arm rest · seat height range is 17 ½ - 20 ¾ · arm height range is 21 - 24 ¼	Dimensions		D	W	H	COM \$2,535
		Overall		28 ½	28 ¾	40 ¼	A \$2,565
		Seat		17 ½	20 ¾	20 ¾	B \$2,624
		Arm				24 ¼	COL/C \$2,726
		Upholstery		Shipping		D \$2,855	
		COM Ydg		2 ¾	Ctn Wt	59	E \$2,984
		COL Sq Ft		50	Cu Ft	21	F \$3,122
						G \$3,318	
						H \$3,526	
						I \$3,853	
				J \$4,244			
				L1 \$3,357			
				L2 \$3,566			

Management Mid Back 	P09023 · scroll arm, fully upholstered · arm interior is framed hardwood with foam wrap · seat height range is 17 ½ - 20 ¾ · arm height range is 21 - 24 ¼	Dimensions		D	W	H	COM \$2,512
		Overall		28 ½	28 ¾	40 ¼	A \$2,543
		Seat		17 ½	20 ¼	20 ¾	B \$2,609
		Arm				24 ¼	COL/C \$2,718
		Upholstery		Shipping		D \$2,862	
		COM Ydg		3	Ctn Wt	59	E \$3,003
		COL Sq Ft		54	Cu Ft	21	F \$3,153
						G \$3,368	
						H \$3,592	
						I \$3,949	
				J \$4,375			
				L1 \$3,408			
				L2 \$3,635			

Management Mid Back 	P09026 · regency arm, open wood arm · arm exterior is carved and shaped maple · seat height range is 17 ½ - 20 ¾ · arm height range is 21 - 24 ¼	Dimensions		D	W	H	COM \$2,312
		Overall		28 ½	25 ¼	40 ¼	A \$2,341
		Seat		17 ½	20 ½	20 ¾	B \$2,401
		Arm				24 ¼	COL/C \$2,501
		Upholstery		Shipping		D \$2,632	
		COM Ydg		2 ¾	Ctn Wt	59	E \$2,762
		COL Sq Ft		50	Cu Ft	19	F \$2,898
						G \$3,095	
						H \$3,302	
						I \$3,627	
				J \$4,018			
				L1 \$3,134			
				L2 \$3,341			

To Order, Specify:

- ① Model Number
- ② Wood Species - Maple (M)
- ③ Wood Finish
- ④ Fabric Selection - vendor, pattern and color
- ⑤ Button/Reverse Diamond Detail - add \$171 list
- ⑥ Optional Conference Self - Return Swivel Mechanism - add \$171 list

③ Wood Finish/Color Options:

- | | | |
|--------------------------------|--------------------------------|--|
| Maple | | |
| CAG Aged Ash Coordinate | CGR Graphite Coordinate | |
| ALM Ale Medium | HRV Harvest | |
| AUB Auburn | CHL High Line Coordinate | |
| BRL Barley | CKC Khaki Coordinate | |
| CBE Blonde Echo Coordinate | LGC Legacy | |
| BBM Bourbon Medium | MCH Mocha | |
| CBZ Brazilwood Coordinate | NTO Night Owl | |
| BRM Brighton Medium | COA Oatmeal Cook Coordinate | |
| BUT Butterscotch | CPI Pinnacle Walnut Coordinate | |
| CIN Cinnamon | PRL Praline | |
| CLA Classic | SAF Saffron | |
| CCF Coffee Coordinate | SIE Sienna | |
| CLL Collectors | CST Studio Teak Coordinate | |
| CCR Cremello Coordinate | TOF Toffee | |
| EAR Earthy | TRF Truffle | |
| ESP Espresso | VEN Venetian | |
| FLX Flax | CVI Vintage Coordinate | |
| CFL Florence Walnut Coordinate | CWH Walnut Heights Coordinate | |
| CFO Fossil Coordinate | CWE Weathered Ash Coordinate | |

Specifications

- Wood species - Maple.
- Seat has synthetic sheet webbing with high resiliency seat polyurethane foam and Dacron® wrap.
- Frame interior is hardwood joined with double dowels.
- Back has polypropylene webbing and polyurethane foam with Dacron® wrap.
- All backs have button/reverse diamond detail option.
- Adjustment is mid-pivot, mid-knee tilt with gas height adjustment.
- C706, wood base cap.
- C10, hooded black double wheel caster.
- Caster is hard tread.

- ④ See a selection of graded in fabric manufacturers and patterns on pages 20-28 Contact Customer Service for additional fabric options.

Portrait Order Check List:



Specify:

- 1. Model Number
- 2. Wood Species - Maple (M)
- 3. Wood Finish
- 4. Fabric Selection - vendor, pattern and color
- 5. Button/Reverse Diamond Detail - add \$171 list

Example:

P09030 | M | AUB | MOMENTUM | VOX | MYSTIC
 (model #) | (wood species) | (finish) | (fabric vendor) | (pattern name) | (pattern color)

1. Model Number

2. Wood Species - Maple (M)

3. Wood Finish Options:

CAG Aged Ash Coordinate	CGR Graphite Coordinate
ALM Ale Medium	HRV Harvest
AUB Auburn	CHL High Line Coordinate
BRL Barley	CKC Khaki Coordinate
CBE Blonde Echo Coordinate	LGC Legacy
BBM Bourbon Medium	MCH Mocha
CBZ Brazilwood Coordinate	NTO Night Owl
BRM Brighton Medium	COA Oatmeal Cookie Coordinate
BUT Butterscotch	CPI Pinnacle Walnut Coordinate
CIN Cinnamon	PRL Praline
CLA Classic	SAF Saffron
CCF Coffee Coordinate	SIE Sienna
CLL Collectors	CST Studio Teak Coordinate
CCR Cremello Coordinate	TOF Toffee
EAR Earthy	TRF Truffle
ESP Espresso	VEN Venetian
FLX Flax	CVI Vintage Coordinate
CFL Florence Walnut Coordinate	CWH Walnut Heights Coordinate
CFO Fossil Coordinate	CWE Weathered Ash Coordinate

4. Fabric Selection - Please supply the following:

- Vendor name
- Pattern name
- Pattern color

[For a complete list of JSI Graded-In Fabric click here](#)

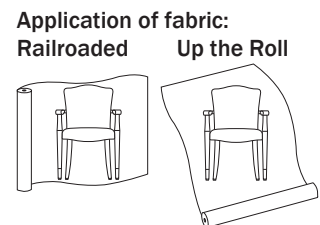
When specifying contrasting upholstery, indicate clearly which upholstery is to be applied to the seat and back. Use higher grade pricing.

- Indicate direction of fabric - Railroaded or Up the Roll
- Please provide illustration, if available

All COM orders must include the following:

- Vendor's name, pattern name and color
- Sample of the fabric attached to order
- Model numbers of items for fabric application
- Special application instructions (e.g., all stripes will be applied front to back unless specified otherwise)
- Customer and purchase order number


Ship prepaid COM material to:
 JSI
 Attn: COM Dept
 201 East Martin Street
 Receiving B, Dock 71
 Orleans, IN 47452




All COM orders will ship at standard lead time from receipt of COM except for orders requiring special custom matched finishes.

5. Button/Reverse Diamond Detail - add \$171 list. Fabric direction on top and bottom sections run with the nap. Side sections run railroad. Ex: stripes run vertical on top and bottom sections and horizontal on side sections.



Description	① Model	Specifications			List Price Per Grade		
		Dimensions	D	W	H	COM	
Guest Chair 	P09030 · scroll arm · upholstered seat and back	Overall	25 ½	23	35	A	\$2,047
		Seat	17 ½	20	19	B	\$2,090
		Arm			25	COL/C	\$2,163
		Upholstery		Shipping		D	\$2,258
		COM Ydg	2	Ctn Wt	26	E	\$2,353
		COL Sq Ft	36	Cu Ft	14	F	\$2,452
						G	\$2,595
						H	\$2,745
						I	\$2,983
						J	\$3,267
						L1	\$2,624
						L2	\$2,774

Description	① Model	Specifications			List Price Per Grade		
		Dimensions	D	W	H	COM	
Guest Chair 	P09050 · armless · upholstered seat and back	Overall	25 ½	22 ½	35	A	\$2,071
		Seat	17 ½	20	19	B	\$2,112
		Arm				COL/C	\$2,187
		Upholstery		Shipping		D	\$2,281
		COM Ydg	2	Ctn Wt	26	E	\$2,376
		COL Sq Ft	36	Cu Ft	14	F	\$2,476
						G	\$2,616
						H	\$2,769
						I	\$3,007
						J	\$3,290
						L1	\$2,646
						L2	\$2,798

PORTRAIT

To Order, Specify:

- ① Model Number
- ② Wood Species - Maple (M)
- ③ Wood Finish
- ④ Fabric Selection - vendor, pattern and color
- ⑤ Button/Reverse Diamond Detail - add \$171 list

③ Wood Finish/Color Options:

- | | | | |
|-------|----------------------------|-----|----------------------------|
| Maple | | CGR | Graphite Coordinate |
| CAG | Aged Ash Coordinate | HRV | Harvest |
| ALM | Ale Medium | CHL | High Line Coordinate |
| AUB | Auburn | CKC | Khaki Coordinate |
| BRL | Barley | LGC | Legacy |
| CBE | Blonde Echo Coordinate | MCH | Mocha |
| BBM | Bourbon Medium | NTO | Night Owl |
| CBZ | Brazilwood Coordinate | COA | Oatmeal Cook Coordinate |
| BRM | Brighton Medium | CPI | Pinnacle Walnut Coordinate |
| BUT | Butterscotch | PRL | Praline |
| CIN | Cinnamon | SAF | Saffron |
| CLA | Classic | SIE | Sienna |
| CCF | Coffee Coordinate | CST | Studio Teak Coordinate |
| CLL | Collectors | TOF | Toffee |
| CCR | Cremello Coordinate | TRF | Truffle |
| EAR | Earthy | VEN | Venetian |
| ESP | Espresso | CVI | Vintage Coordinate |
| FLX | Flax | CWH | Walnut Heights Coordinate |
| CFL | Florence Walnut Coordinate | CWE | Weathered Ash Coordinate |
| CFO | Fossil Coordinate | | |

Specifications

- Wood species - Maple.
- Seat has synthetic sheet webbing with high resiliency seat polyurethane foam and Dacron® wrap.
- Back has polypropylene webbing and polyurethane foam with Dacron® wrap.
- Hardwood interior is hardwood joined with dowels.

④ See a selection of graded in fabric manufacturers and patterns on pages 20-28 Contact Customer Service for additional fabric options.

Portrait Lounge Order Check List:



Specify:

- 1. Model Number
- 2. Wood Species - Maple (M)
- 3. Wood Finish
- 4. Fabric Selection - vendor, pattern and color
- 5. Button/Reverse Diamond Detail - Add \$171 list for single seat unit, \$221 list for two seat unit and \$364 list for three seat unit

Example:

PO9060 | M | AUB | MOMENTUM | VOX | MYSTIC
 (model #) | (wood species) | (finish) | (fabric vendor) | (pattern name) | (pattern color)

1. Model Number

2. Wood Species - Maple (M)

3. Wood Finish Options:

CAG Aged Ash Coordinate	CGR Graphite Coordinate
ALM Ale Medium	HRV Harvest
AUB Auburn	CHL High Line Coordinate
BRL Barley	CKC Khaki Coordinate
CBE Blonde Echo Coordinate	LGC Legacy
BBM Bourbon Medium	MCH Mocha
CBZ Brazilwood Coordinate	NTO Night Owl
BRM Brighton Medium	COA Oatmeal Cookie Coordinate
BUT Butterscotch	CPI Pinnacle Walnut Coordinate
CIN Cinnamon	PRL Praline
CLA Classic	SAF Saffron
CCF Coffee Coordinate	SIE Sienna
CLL Collectors	CST Studio Teak Coordinate
CCR Cremello Coordinate	TOF Toffee
EAR Earthy	TRF Truffle
ESP Espresso	VEN Venetian
FLX Flax	CVI Vintage Coordinate
CFL Florence Walnut Coordinate	CWH Walnut Heights Coordinate
CFO Fossil Coordinate	CWE Weathered Ash Coordinate

4. Fabric Selection - Please supply the following:

- Fabric vendor
- Pattern name
- Pattern color

[For a complete list of JSI Graded-In Fabric click here](#)

When specifying contrasting upholstery, indicate clearly which upholstery is to be applied to the seat, back and arms. Use higher grade pricing.

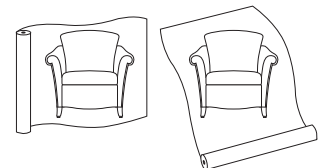
- Indicate direction of fabric - Railroaded or Up the Roll
- Please provide illustration, if available

All COM orders must include the following:

- Vendor's name, pattern name and color
- Sample of the fabric attached to order
- Model numbers of items for fabric application
- Special application instructions (e.g., all stripes will be applied front to back unless specified otherwise)
- Customer and purchase order number

Ship prepaid COM material to:
 JSI
 Attn: COM Dept
 201 East Martin Street
 Receiving B, Dock 71
 Orleans, IN 47452

Application of fabric:
 Railroaded Up the Roll



All COM orders will ship at standard lead time from receipt of COM except for orders requiring special custom matched finishes.

5. Button/Reverse Diamond Detail - add \$171 list for single seat unit, \$221 list for two seat unit and \$364 list for three seat unit. Fabric direction on top and bottom sections run with the nap. Side sections run railroad. Ex: stripes run vertical on top and bottom sections and horizontal on side sections.



Description

1 Model

Specifications

List Price Per Grade

Single Seat

P09060

· scroll arms




Dimensions	D	W	H
Overall	31 ½	33 ½	35 ½
Seat	19 ½	23	19 ½
Arm			24 ½
Upholstery		Shipping	
COM Ydg	6 ½	Ctn Wt	61
COL Sq Ft	130	Cu Ft	25

COM	\$2,770
A	\$2,844
B	\$2,993
COL/C	\$3,249
D	\$3,581
E	\$3,912
F	\$4,262
G	\$4,758
H	\$5,288
I	\$6,118
J	\$7,113
L1	\$5,124
L2	\$5,720

Two Seat

P09070

· scroll arms




Dimensions	D	W	H
Overall	31 ½	55	35
Seat	19 ½	43	19 ½
Arm			24 ½
Upholstery		Shipping	
COM Ydg	8	Ctn Wt	120
COL Sq Ft	160	Cu Ft	40

COM	\$3,856
A	\$3,951
B	\$4,141
COL/C	\$4,472
D	\$4,898
E	\$5,324
F	\$5,773
G	\$6,413
H	\$7,095
I	\$8,160
J	\$9,437
L1	\$7,395
L2	\$8,287

Three Seat


P09080

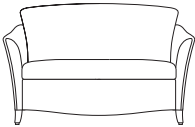
· scroll arms

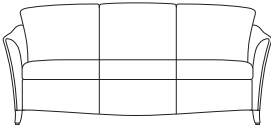


Dimensions	D	W	H
Overall	31 ½	76 ¾	35 ½
Seat	19 ½	64 ¾	19 ½
Arm			24 ½
Upholstery		Shipping	
COM Ydg	10 ½	Ctn Wt	140
COL Sq Ft	210	Cu Ft	56

COM	\$4,813
A	\$4,940
B	\$5,193
COL/C	\$5,633
D	\$6,201
E	\$6,771
F	\$7,370
G	\$8,223
H	\$9,131
I	\$10,552
J	\$12,256
L1	\$9,528
L2	\$10,722

Description	1 Model	Specifications				List Price Per Grade	
Single Seat 	P09065 · regency arms	Dimensions				COM \$2,770 A \$2,844 B \$2,993 COL/C \$3,249 D \$3,581 E \$3,912 F \$4,262 G \$4,758 H \$5,288 I \$6,118 J \$7,113 L1 \$5,124 L2 \$5,720	
		Overall	31 ½	30 ½	35		
		Seat	19 ½	23	19 ½		
		Arm			24 ½		
		Upholstery		Shipping			
		COM Ydg	6 ½	Ctn Wt	61		
		COL Sq Ft	130	Cu Ft	23		

Description	1 Model	Specifications				List Price Per Grade	
Two Seat 	P09075 · regency arms	Dimensions				COM \$3,674 A \$3,771 B \$3,959 COL/C \$4,291 D \$4,717 E \$5,144 F \$5,593 G \$6,231 H \$6,913 I \$7,979 J \$9,257 L1 \$7,212 L2 \$8,106	
		Overall	31 ½	57	35		
		Seat	19 ½	43	19 ½		
		Arm			24 ½		
		Upholstery		Shipping			
		COM Ydg	8	Ctn Wt	120		
		COL Sq Ft	160	Cu Ft	42		

Description	1 Model	Specifications				List Price Per Grade	
Three Seat 	P09085 · regency arms	Dimensions				COM \$4,620 A \$4,747 B \$4,999 COL/C \$5,440 D \$6,010 E \$6,578 F \$7,177 G \$8,030 H \$8,940 I \$10,359 J \$12,065 L1 \$9,336 L2 \$10,529	
		Overall	31 ½	78 ¾	35		
		Seat	19 ½	64 ¾	19 ½		
		Arm			24 ½		
		Upholstery		Shipping			
		COM Ydg	10 ½	Ctn Wt	140		
		COL Sq Ft	210	Cu Ft	57		

To Order, Specify:

- 1 Model Number
- 2 Wood Species - Maple (M)
- 3 Wood Finish
- 4 Fabric Selection - vendor, pattern and color
- 5 Button/Reverse Diamond Detail - add \$171 list for single seat unit, \$221 list for two seat unit and \$364 list for three seat unit.

3 Wood Finish/Color Options:

- Maple
- | | |
|--------------------------------|--------------------------------|
| CAG Aged Ash Coordinate | CGR Graphite Coordinate |
| ALM Ale Medium | HRV Harvest |
| AUB Auburn | CHL High Line Coordinate |
| BRL Barley | CKC Khaki Coordinate |
| CBE Blonde Echo Coordinate | LGC Legacy |
| BBM Bourbon Medium | MCH Mocha |
| CBZ Brazilwood Coordinate | NTO Night Owl |
| BRM Brighton Medium | COA Oatmeal Cook Coordinate |
| BUT Butterscotch | CPI Pinnacle Walnut Coordinate |
| CIN Cinnamon | PRL Praline |
| CLA Classic | SAF Saffron |
| CCF Coffee Coordinate | SIE Sienna |
| CLL Collectors | CST Studio Teak Coordinate |
| CCR Cremello Coordinate | TOF Toffee |
| EAR Earthy | TRF Truffle |
| ESP Espresso | VEN Venetian |
| FLX Flax | CVI Vintage Coordinate |
| CFL Florence Walnut Coordinate | CWH Walnut Heights Coordinate |
| CFO Fossil Coordinate | CWE Weathered Ash Coordinate |

- 4 See a selection of graded in fabric manufacturers and patterns on pages 20-28 Contact Customer Service for additional fabric options.

Specifications

- Leg wood species - Maple.
- Fully upholstered.
- Seat has synthetic sheet webbing with high resiliency seat polyurethane foam and Dacron® wrap.
- Frame interior is hardwood joined with double dowels reinforced with wood screws.
- Back has polypropylene webbing and polyurethane foam with Dacron® wrap.
- Arm is foam wrap with Dacron.