

Portrait Order Check List:



Specify:

- 1. Model Number
- 2. Wood Species - Maple (M)
- 3. Wood Finish
- 4. Fabric Selection - vendor, pattern and color
- 5. Button/Reverse Diamond Detail - add \$156 list
- 6. Optional Conference Self-Return Swivel Mechanism - add \$126 list

Example:

P09012 | **M** | **AUB** | **MOMENTUM** | **VOX** | **MYSTIC**
 (model #) | (wood species) | (finish) | (fabric vendor) | (pattern name) | (pattern color)

1. Model Number

2. Wood Species - Maple (M)

3. Wood Finish Options:

CAG Aged Ash Coordinate	CGR Graphite Coordinate
ALE Ale	HRV Harvest
AUB Auburn	CHL High Line Coordinate
BRL Barley	CKC Khaki Coordinate
CBE Blonde Echo Coordinate	LGC Legacy
BBN Bourbon	MCH Mocha
CBZ Brazilwood Coordinate	NTO Night Owl
BRG Brighton	COA Oatmeal Cookie Coordinate
BUT Butterscotch	CPI Pinnacle Walnut Coordinate
CIN Cinnamon	PRL Praline
CLA Classic	SAF Saffron
CCF Coffee Coordinate	SIE Sienna
CLL Collectors	CST Studio Teak Coordinate
CCR Cremello Coordinate	TOF Toffee
EAR Earthy	TRF Truffle
ESP Espresso	VEN Venetian
FLX Flax	CVI Vintage Coordinate
CFL Florence Walnut Coordinate	CWH Walnut Heights Coordinate
CFO Fossil Coordinate	CWE Weathered Ash Coordinate

4. Fabric Selection - Please supply the following:

- Vendor name
- Pattern name
- Pattern color

[For a complete list of JSI Graded-In Fabric click here](#)

When specifying contrasting upholstery, indicate clearly which upholstery is to be applied to the seat, back and arms. Use higher grade pricing.

- Indicate direction of fabric - Railroaded or Up the Roll
- Please provide illustration, if available

All COM orders must include the following:


- Vendor's name, pattern name and color
- Sample of the fabric attached to order
- Model numbers of items for fabric application
- Special application instructions (e.g., all stripes will be applied front to back unless specified otherwise)
- Customer and purchase order number

Ship prepaid COM

material to:
 JSI
 Attn: COM Dept
 201 East Martin Street
 Receiving B, Dock 71
 Orleans, IN 47452

Application of fabric:

Railroaded Up the Roll



All COM orders will ship at standard lead time from receipt of COM except for orders requiring special custom matched finishes.

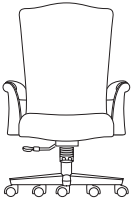
5. Button/Reverse Diamond Detail - add \$156 list.

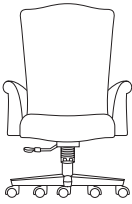


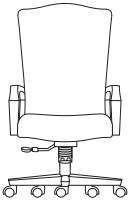
Fabric direction on top and bottom sections run with the nap. Side sections run railroad. EX: stripes run vertical on top and bottom sections and horizontal on side sections.

6. Optional Conference Self-Return Mechanism - add \$126 list. Conference self-return mechanisms have a fixed seat height

PORTRAIT

Description	1 Model	Specifications	List Price Per Grade																																																
Executive High Back 	P09012 <ul style="list-style-type: none"> • scroll arm • open wood arm with upholstered arm rest • arm is carved and shaped maple with foam wrap upholstered arm rest • seat height range is 17 1/2 - 20 3/4 • arm height range is 25 1/4 - 28 1/2 • back height range is 40 - 43 1/4 	<table border="1"> <thead> <tr> <th>Dimensions</th> <th>D</th> <th>W</th> <th>H</th> </tr> </thead> <tbody> <tr> <td>Overall</td> <td>28 1/2</td> <td>28 3/4</td> <td>43 1/4</td> </tr> <tr> <td>Seat</td> <td>17 1/2</td> <td>20 3/4</td> <td>20 3/4</td> </tr> <tr> <td>Arm</td> <td></td> <td></td> <td>24 1/2</td> </tr> </tbody> </table> <table border="1"> <thead> <tr> <th>Upholstery</th> <th>Shipping</th> </tr> </thead> <tbody> <tr> <td>COM Ydg</td> <td>3 Ctn Wt 67</td> </tr> <tr> <td>COL Sq Ft</td> <td>54 Cu Ft 23</td> </tr> </tbody> </table>	Dimensions	D	W	H	Overall	28 1/2	28 3/4	43 1/4	Seat	17 1/2	20 3/4	20 3/4	Arm			24 1/2	Upholstery	Shipping	COM Ydg	3 Ctn Wt 67	COL Sq Ft	54 Cu Ft 23	<table border="1"> <tbody> <tr><td>COM</td><td>\$2,402</td></tr> <tr><td>A</td><td>\$2,430</td></tr> <tr><td>B</td><td>\$2,489</td></tr> <tr><td>COL/C</td><td>\$2,590</td></tr> <tr><td>D</td><td>\$2,719</td></tr> <tr><td>E</td><td>\$2,848</td></tr> <tr><td>F</td><td>\$2,985</td></tr> <tr><td>G</td><td>\$3,180</td></tr> <tr><td>H</td><td>\$3,387</td></tr> <tr><td>I</td><td>\$3,712</td></tr> <tr><td>J</td><td>\$4,102</td></tr> <tr><td>L1</td><td>\$3,219</td></tr> <tr><td>L2</td><td>\$3,426</td></tr> </tbody> </table>	COM	\$2,402	A	\$2,430	B	\$2,489	COL/C	\$2,590	D	\$2,719	E	\$2,848	F	\$2,985	G	\$3,180	H	\$3,387	I	\$3,712	J	\$4,102	L1	\$3,219	L2	\$3,426
		Dimensions	D	W	H																																														
Overall	28 1/2	28 3/4	43 1/4																																																
Seat	17 1/2	20 3/4	20 3/4																																																
Arm			24 1/2																																																
Upholstery	Shipping																																																		
COM Ydg	3 Ctn Wt 67																																																		
COL Sq Ft	54 Cu Ft 23																																																		
COM	\$2,402																																																		
A	\$2,430																																																		
B	\$2,489																																																		
COL/C	\$2,590																																																		
D	\$2,719																																																		
E	\$2,848																																																		
F	\$2,985																																																		
G	\$3,180																																																		
H	\$3,387																																																		
I	\$3,712																																																		
J	\$4,102																																																		
L1	\$3,219																																																		
L2	\$3,426																																																		

Executive High Back 	P09013 <ul style="list-style-type: none"> • scroll arm, fully upholstered • arm interior is framed hardwood with foam wrap • seat height range is 17 1/2 - 20 3/4 • arm height range is 25 1/4 - 28 1/2 • back height range is 40 - 43 1/4 	<table border="1"> <thead> <tr> <th>Dimensions</th> <th>D</th> <th>W</th> <th>H</th> </tr> </thead> <tbody> <tr> <td>Overall</td> <td>28 1/2</td> <td>28 3/4</td> <td>43 1/4</td> </tr> <tr> <td>Seat</td> <td>17 1/2</td> <td>20 1/4</td> <td>20 3/4</td> </tr> <tr> <td>Arm</td> <td></td> <td></td> <td>24 1/2</td> </tr> </tbody> </table> <table border="1"> <thead> <tr> <th>Upholstery</th> <th>Shipping</th> </tr> </thead> <tbody> <tr> <td>COM Ydg</td> <td>3 3/4 Ctn Wt 67</td> </tr> <tr> <td>COL Sq Ft</td> <td>68 Cu Ft 23</td> </tr> </tbody> </table>	Dimensions	D	W	H	Overall	28 1/2	28 3/4	43 1/4	Seat	17 1/2	20 1/4	20 3/4	Arm			24 1/2	Upholstery	Shipping	COM Ydg	3 3/4 Ctn Wt 67	COL Sq Ft	68 Cu Ft 23	<table border="1"> <tbody> <tr><td>COM</td><td>\$2,393</td></tr> <tr><td>A</td><td>\$2,431</td></tr> <tr><td>B</td><td>\$2,503</td></tr> <tr><td>COL/C</td><td>\$2,630</td></tr> <tr><td>D</td><td>\$2,791</td></tr> <tr><td>E</td><td>\$2,955</td></tr> <tr><td>F</td><td>\$3,124</td></tr> <tr><td>G</td><td>\$3,367</td></tr> <tr><td>H</td><td>\$3,629</td></tr> <tr><td>I</td><td>\$4,033</td></tr> <tr><td>J</td><td>\$4,520</td></tr> <tr><td>L1</td><td>\$3,416</td></tr> <tr><td>L2</td><td>\$3,675</td></tr> </tbody> </table>	COM	\$2,393	A	\$2,431	B	\$2,503	COL/C	\$2,630	D	\$2,791	E	\$2,955	F	\$3,124	G	\$3,367	H	\$3,629	I	\$4,033	J	\$4,520	L1	\$3,416	L2	\$3,675
		Dimensions	D	W	H																																														
Overall	28 1/2	28 3/4	43 1/4																																																
Seat	17 1/2	20 1/4	20 3/4																																																
Arm			24 1/2																																																
Upholstery	Shipping																																																		
COM Ydg	3 3/4 Ctn Wt 67																																																		
COL Sq Ft	68 Cu Ft 23																																																		
COM	\$2,393																																																		
A	\$2,431																																																		
B	\$2,503																																																		
COL/C	\$2,630																																																		
D	\$2,791																																																		
E	\$2,955																																																		
F	\$3,124																																																		
G	\$3,367																																																		
H	\$3,629																																																		
I	\$4,033																																																		
J	\$4,520																																																		
L1	\$3,416																																																		
L2	\$3,675																																																		

Executive High Back 	P09016 <ul style="list-style-type: none"> • regency arm, open wood arm • arm exterior is carved and shaped maple • seat height range is 17 1/2 - 20 3/4 • arm height range is 25 1/4 - 28 1/2 • back height range is 40 - 43 1/4 	<table border="1"> <thead> <tr> <th>Dimensions</th> <th>D</th> <th>W</th> <th>H</th> </tr> </thead> <tbody> <tr> <td>Overall</td> <td>28 1/2</td> <td>25 1/4</td> <td>43 1/4</td> </tr> <tr> <td>Seat</td> <td>17 1/2</td> <td>20 1/2</td> <td>20 3/4</td> </tr> <tr> <td>Arm</td> <td></td> <td></td> <td>24 1/2</td> </tr> </tbody> </table> <table border="1"> <thead> <tr> <th>Upholstery</th> <th>Shipping</th> </tr> </thead> <tbody> <tr> <td>COM Ydg</td> <td>3 Ctn Wt 67</td> </tr> <tr> <td>COL Sq Ft</td> <td>54 Cu Ft 21</td> </tr> </tbody> </table>	Dimensions	D	W	H	Overall	28 1/2	25 1/4	43 1/4	Seat	17 1/2	20 1/2	20 3/4	Arm			24 1/2	Upholstery	Shipping	COM Ydg	3 Ctn Wt 67	COL Sq Ft	54 Cu Ft 21	<table border="1"> <tbody> <tr><td>COM</td><td>\$2,198</td></tr> <tr><td>A</td><td>\$2,227</td></tr> <tr><td>B</td><td>\$2,285</td></tr> <tr><td>COL/C</td><td>\$2,386</td></tr> <tr><td>D</td><td>\$2,517</td></tr> <tr><td>E</td><td>\$2,645</td></tr> <tr><td>F</td><td>\$2,782</td></tr> <tr><td>G</td><td>\$2,978</td></tr> <tr><td>H</td><td>\$3,184</td></tr> <tr><td>I</td><td>\$3,509</td></tr> <tr><td>J</td><td>\$3,898</td></tr> <tr><td>L1</td><td>\$3,015</td></tr> <tr><td>L2</td><td>\$3,224</td></tr> </tbody> </table>	COM	\$2,198	A	\$2,227	B	\$2,285	COL/C	\$2,386	D	\$2,517	E	\$2,645	F	\$2,782	G	\$2,978	H	\$3,184	I	\$3,509	J	\$3,898	L1	\$3,015	L2	\$3,224
		Dimensions	D	W	H																																														
Overall	28 1/2	25 1/4	43 1/4																																																
Seat	17 1/2	20 1/2	20 3/4																																																
Arm			24 1/2																																																
Upholstery	Shipping																																																		
COM Ydg	3 Ctn Wt 67																																																		
COL Sq Ft	54 Cu Ft 21																																																		
COM	\$2,198																																																		
A	\$2,227																																																		
B	\$2,285																																																		
COL/C	\$2,386																																																		
D	\$2,517																																																		
E	\$2,645																																																		
F	\$2,782																																																		
G	\$2,978																																																		
H	\$3,184																																																		
I	\$3,509																																																		
J	\$3,898																																																		
L1	\$3,015																																																		
L2	\$3,224																																																		

To Order, Specify:

- 1 Model Number
- 2 Wood Species - Maple (M)
- 3 Wood Finish
- 4 Fabric Selection - vendor, pattern and color
- 5 Button/Reverse Diamond Detail - add \$156 list
- 6 Optional Conference Self - Return Swivel Mechanism - add \$126 list


3 Wood Finish/Color Options:


Maple	
CAG	Aged Ash Coordinate
ALE	Ale
AUB	Auburn
BRL	Barley
CBE	Blonde Echo Coordinate
BBN	Bourbon
CBZ	Brazilwood Coordinate
BRG	Brighton
BUT	Butterscotch
CIN	Cinnamon
CLA	Classic
CCF	Coffee Coordinate
CLL	Collectors
CCR	Cremello Coordinate
EAR	Earthy
ESP	Espresso
FLX	Flax
CFL	Florence Walnut Coordinate
CFO	Fossil Coordinate
CGR	Graphite Coordinate
HRV	Harvest
CHL	High Line Coordinate
CKC	Khaki Coordinate
LGC	Legacy
MCH	Mocha
NTO	Night Owl
COA	Oatmeal Cook Coordinate
CPI	Pinnacle Walnut Coordinate
PRL	Praline
SAF	Saffron
SIE	Sienna
CST	Studio Teak Coordinate
TOF	Toffee
TRF	Truffle
VEN	Venetian
CVI	Vintage Coordinate
CWH	Walnut Heights Coordinate
CWE	Weathered Ash Coordinate

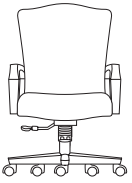
Specifications

- Wood species - Maple.
- Seat has synthetic sheet webbing with high resiliency seat polyurethane foam and Dacron® wrap.
- Frame interior is hardwood joined with double dowels.
- Back has polypropylene webbing and polyurethane foam with Dacron® wrap.
- All backs have button/reverse diamond detail option.
- Adjustment is mid-pivot, mid-knee tilt with gas height adjustment.
- C706, wood base cap.
- C10, hooded black double wheel caster.
- Caster is hard tread.

- 4 See a selection of graded in fabric manufacturers and patterns on pages 20-28 Contact Customer Service for additional fabric options.

Description	① Model	Specifications	List Price Per Grade
Management Mid Back 	P09022 · scroll arm · open wood arm with upholstered arm rest · arm is carved and shaped maple with foam wrap upholstered arm rest · seat height range is 17 ½ - 20 ¾ · arm height range is 21 - 24 ¼	Dimensions	COM \$2,315
		Overall	A \$2,342
		Seat	B \$2,396
		Arm	COL/C \$2,489
		Upholstery	D \$2,607
		Shipping	E \$2,725
		COM Ydg	F \$2,851
		COL Sq Ft	G \$3,030
			H \$3,220
			I \$3,518
			J \$3,875
			L1 \$3,065
			L2 \$3,256

Description	① Model	Specifications	List Price Per Grade
Management Mid Back 	P09023 · scroll arm, fully upholstered · arm interior is framed hardwood with foam wrap · seat height range is 17 ½ - 20 ¾ · arm height range is 21 - 24 ¼	Dimensions	COM \$2,294
		Overall	A \$2,322
		Seat	B \$2,382
		Arm	COL/C \$2,482
		Upholstery	D \$2,613
		Shipping	E \$2,742
		COM Ydg	F \$2,879
		COL Sq Ft	G \$3,075
			H \$3,280
			I \$3,606
			J \$3,995
			L1 \$3,112
			L2 \$3,319

Description	① Model	Specifications	List Price Per Grade
Management Mid Back 	P09026 · regency arm, open wood arm · arm exterior is carved and shaped maple · seat height range is 17 ½ - 20 ¾ · arm height range is 21 - 24 ¼	Dimensions	COM \$2,111
		Overall	A \$2,137
		Seat	B \$2,192
		Arm	COL/C \$2,284
		Upholstery	D \$2,403
		Shipping	E \$2,522
		COM Ydg	F \$2,646
		COL Sq Ft	G \$2,826
			H \$3,015
			I \$3,312
			J \$3,669
			L1 \$2,862
			L2 \$3,051

To Order, Specify:

- ① Model Number
- ② Wood Species - Maple (M)
- ③ Wood Finish
- ④ Fabric Selection - vendor, pattern and color
- ⑤ Button/Reverse Diamond Detail - add \$156 list
- ⑥ Optional Conference Self - Return Swivel Mechanism - add \$126 list

③ Wood Finish/Color Options:

- | | | |
|--------------------------------|--------------------------------|--|
| Maple | | |
| CAG Aged Ash Coordinate | CGR Graphite Coordinate | |
| ALE Ale | HRV Harvest | |
| AUB Auburn | CHL High Line Coordinate | |
| BRL Barley | CKC Khaki Coordinate | |
| CBE Blonde Echo Coordinate | LGC Legacy | |
| BBN Bourbon | MCH Mocha | |
| CBZ Brazilwood Coordinate | NTO Night Owl | |
| BRG Brighton | COA Oatmeal Cook Coordinate | |
| BUT Bitterscotch | CPI Pinnacle Walnut Coordinate | |
| CIN Cinnamon | PRL Praline | |
| CLA Classic | SAF Saffron | |
| CCF Coffee Coordinate | SIE Sienna | |
| CLL Collectors | CST Studio Teak Coordinate | |
| CCR Cremello Coordinate | TOF Toffee | |
| EAR Earthy | TRF Truffle | |
| ESP Espresso | VEN Venetian | |
| FLX Flax | CVI Vintage Coordinate | |
| CFL Florence Walnut Coordinate | CWH Walnut Heights Coordinate | |
| CFO Fossil Coordinate | CWE Weathered Ash Coordinate | |

Specifications

- Wood species - Maple.
- Seat has synthetic sheet webbing with high resiliency seat polyurethane foam and Dacron® wrap.
- Frame interior is hardwood joined with double dowels.
- Back has polypropylene webbing and polyurethane foam with Dacron® wrap.
- All backs have button/reverse diamond detail option.
- Adjustment is mid-pivot, mid-knee tilt with gas height adjustment.
- C706, wood base cap.
- C10, hooded black double wheel caster.
- Caster is hard tread.

④ See a selection of graded in fabric manufacturers and patterns on pages 20-28 Contact Customer Service for additional fabric options.

Portrait Order Check List:



Specify:

- 1. Model Number
- 2. Wood Species - Maple (M)
- 3. Wood Finish
- 4. Fabric Selection - vendor, pattern and color
- 5. Button/Reverse Diamond Detail - add \$156 list

Example:

P09030 | M | AUB | MOMENTUM | VOX | MYSTIC
 (model #) | (wood species) | (finish) | (fabric vendor) | (pattern name) | (pattern color)

1. Model Number

2. Wood Species - Maple (M)

3. Wood Finish Options:

CAG Aged Ash Coordinate	CGR Graphite Coordinate
ALE Ale	HRV Harvest
AUB Auburn	CHL High Line Coordinate
BRL Barley	CKC Khaki Coordinate
CBE Blonde Echo Coordinate	LGC Legacy
BBN Bourbon	MCH Mocha
CBZ Brazilwood Coordinate	NTO Night Owl
BRG Brighton	COA Oatmeal Cookie Coordinate
BUT Butterscotch	CPI Pinnacle Walnut Coordinate
CIN Cinnamon	PRL Praline
CLA Classic	SAF Saffron
CCF Coffee Coordinate	SIE Sienna
CLL Collectors	CST Studio Teak Coordinate
CCR Cremello Coordinate	TOF Toffee
EAR Earthy	TRF Truffle
ESP Espresso	VEN Venetian
FLX Flax	CVI Vintage Coordinate
CFL Florence Walnut Coordinate	CWH Walnut Heights Coordinate
CFO Fossil Coordinate	CWE Weathered Ash Coordinate

4. Fabric Selection - Please supply the following:

- Vendor name
- Pattern name
- Pattern color

[For a complete list of JSI Graded-In Fabric click here](#)

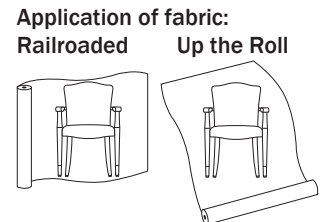
When specifying contrasting upholstery, indicate clearly which upholstery is to be applied to the seat and back. Use higher grade pricing.

- Indicate direction of fabric - Railroaded or Up the Roll
- Please provide illustration, if available

All COM orders must include the following:

- Vendor's name, pattern name and color
- Sample of the fabric attached to order
- Model numbers of items for fabric application
- Special application instructions (e.g., all stripes will be applied front to back unless specified otherwise)
- Customer and purchase order number


Ship prepaid COM material to:
 JSI
 Attn: COM Dept
 201 East Martin Street
 Receiving B, Dock 71
 Orleans, IN 47452




All COM orders will ship at standard lead time from receipt of COM except for orders requiring special custom matched finishes.

5. Button/Reverse Diamond Detail - add \$156 list. Fabric direction on top and bottom sections run with the nap. Side sections run railroad. Ex: stripes run vertical on top and bottom sections and horizontal on side sections.



Description	1 Model	Specifications			List Price Per Grade	
Guest Chair 	P09030 · scroll arm · upholstered seat and back	Dimensions	D	W	H	COM \$1,850
		Overall	25 ½	23	35	A \$1,869
		Seat	17 ½	20	19	B \$1,908
		Arm			25	COL/C \$1,975
		Upholstery	Shipping			D \$2,062
		COM Ydg	2	Ctn Wt	26	E \$2,148
		COL Sq Ft	36	Cu Ft	14	F \$2,239
						G \$2,369
						H \$2,506
						I \$2,724
				J \$2,983		
				L1 \$2,396		
				L2 \$2,533		

Description	1 Model	Specifications			List Price Per Grade	
Guest Chair 	P09050 · armless · upholstered seat and back	Dimensions	D	W	H	COM \$1,870
		Overall	25 ½	22 ½	35	A \$1,891
		Seat	17 ½	20	19	B \$1,928
		Arm				COL/C \$1,997
		Upholstery	Shipping			D \$2,083
		COM Ydg	2	Ctn Wt	26	E \$2,169
		COL Sq Ft	36	Cu Ft	14	F \$2,261
						G \$2,389
						H \$2,528
						I \$2,746
				J \$3,004		
				L1 \$2,416		
				L2 \$2,555		

To Order, Specify:

- 1 Model Number
- 2 Wood Species - Maple (M)
- 3 Wood Finish
- 4 Fabric Selection - vendor, pattern and color
- 5 Button/Reverse Diamond Detail - add \$156 list

3 Wood Finish/Color Options:

- | | | | |
|-------|----------------------------|-----|----------------------------|
| Maple | | CGR | Graphite Coordinate |
| CAG | Aged Ash Coordinate | HRV | Harvest |
| ALE | Ale | CHL | High Line Coordinate |
| AUB | Auburn | CKC | Khaki Coordinate |
| BRL | Barley | LGC | Legacy |
| CBE | Blonde Echo Coordinate | MCH | Mocha |
| BBN | Bourbon | NTO | Night Owl |
| CBZ | Brazilwood Coordinate | COA | Oatmeal Cook Coordinate |
| BRG | Brighton | CPI | Pinnacle Walnut Coordinate |
| BUT | Butterscotch | PRL | Praline |
| CIN | Cinnamon | SAF | Saffron |
| CLA | Classic | SIE | Sienna |
| CCF | Coffee Coordinate | CST | Studio Teak Coordinate |
| CLL | Collectors | TOF | Toffee |
| CCR | Cremello Coordinate | TRF | Truffle |
| EAR | Earthy | VEN | Venetian |
| ESP | Espresso | CVI | Vintage Coordinate |
| FLX | Flax | CWH | Walnut Heights Coordinate |
| CFL | Florence Walnut Coordinate | CWE | Weathered Ash Coordinate |
| CFO | Fossil Coordinate | | |

Specifications

- Wood species - Maple.
- Seat has synthetic sheet webbing with high resiliency seat polyurethane foam and Dacron® wrap.
- Back has polypropylene webbing and polyurethane foam with Dacron® wrap.
- Hardwood interior is hardwood joined with dowels.

4 See a selection of graded in fabric manufacturers and patterns on pages 20-28 Contact Customer Service for additional fabric options.

Portrait Lounge Order Check List:



Specify:

- 1. Model Number
- 2. Wood Species - Maple (M)
- 3. Wood Finish
- 4. Fabric Selection - vendor, pattern and color
- 5. Button/Reverse Diamond Detail - Add \$156 list for single seat unit, \$201 list for two seat unit and \$332 list for three seat unit

Example:

PO9060 | M | AUB | MOMENTUM | VOX | MYSTIC
 (model #) | (wood species) | (finish) | (fabric vendor) | (pattern name) | (pattern color)

1. Model Number

2. Wood Species - Maple (M)

3. Wood Finish Options:

CAG Aged Ash Coordinate	CGR Graphite Coordinate
ALE Ale	HRV Harvest
AUB Auburn	CHL High Line Coordinate
BRL Barley	CKC Khaki Coordinate
CBE Blonde Echo Coordinate	LGC Legacy
BBN Bourbon	MCH Mocha
CBZ Brazilwood Coordinate	NTO Night Owl
BRG Brighton	COA Oatmeal Cookie Coordinate
BUT Butterscotch	CPI Pinnacle Walnut Coordinate
CIN Cinnamon	PRL Praline
CLA Classic	SAF Saffron
CCF Coffee Coordinate	SIE Sienna
CLL Collectors	CST Studio Teak Coordinate
CCR Cremello Coordinate	TOF Toffee
EAR Earthy	TRF Truffle
ESP Espresso	VEN Venetian
FLX Flax	CVI Vintage Coordinate
CFL Florence Walnut Coordinate	CWH Walnut Heights Coordinate
CFO Fossil Coordinate	CWE Weathered Ash Coordinate

4. Fabric Selection - Please supply the following:

- Fabric vendor
- Pattern name
- Pattern color

[For a complete list of JSI Graded-In Fabric click here](#)

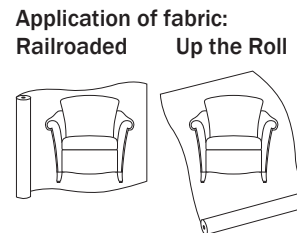
When specifying contrasting upholstery, indicate clearly which upholstery is to be applied to the seat, back and arms. Use higher grade pricing.

- Indicate direction of fabric - Railroaded or Up the Roll
- Please provide illustration, if available

All COM orders must include the following:

- Vendor's name, pattern name and color
- Sample of the fabric attached to order
- Model numbers of items for fabric application
- Special application instructions (e.g., all stripes will be applied front to back unless specified otherwise)
- Customer and purchase order number

Ship prepaid COM material to:
 JSI
 Attn: COM Dept
 201 East Martin Street
 Receiving B, Dock 71
 Orleans, IN 47452



All COM orders will ship at standard lead time from receipt of COM except for orders requiring special custom matched finishes.

5. Button/Reverse Diamond Detail - add \$156 list for single seat unit, \$201 list for two seat unit and \$332 list for three seat unit. Fabric direction on top and bottom sections run with the nap. Side sections run railroad. Ex: stripes run vertical on top and bottom sections and horizontal on side sections.



Description

1 Model

Specifications

List Price Per Grade

Single Seat

P09060

· scroll arms




Dimensions	D	W	H
Overall	31 ½	33 ½	35 ½
Seat	19 ½	23	19 ½
Arm			24 ½
Upholstery		Shipping	
COM Ydg	6 ½	Ctn Wt	61
COL Sq Ft	130	Cu Ft	25

COM	\$2,529
A	\$2,597
B	\$2,733
COL/C	\$2,967
D	\$3,270
E	\$3,572
F	\$3,892
G	\$4,345
H	\$4,829
I	\$5,587
J	\$6,495
L1	\$4,679
L2	\$5,223

Two Seat

P09070

· scroll arms




Dimensions	D	W	H
Overall	31 ½	55	35
Seat	19 ½	43	19 ½
Arm			24 ½
Upholstery		Shipping	
COM Ydg	8	Ctn Wt	120
COL Sq Ft	160	Cu Ft	40

COM	\$3,521
A	\$3,608
B	\$3,781
COL/C	\$4,084
D	\$4,473
E	\$4,862
F	\$5,272
G	\$5,856
H	\$6,479
I	\$7,452
J	\$8,618
L1	\$6,753
L2	\$7,568

Three Seat


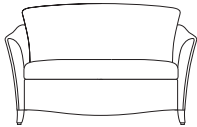
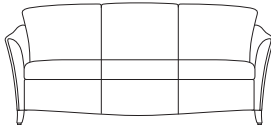
P09080

· scroll arms



Dimensions	D	W	H
Overall	31 ½	76 ¾	35 ½
Seat	19 ½	64 ¾	19 ½
Arm			24 ½
Upholstery		Shipping	
COM Ydg	10 ½	Ctn Wt	140
COL Sq Ft	210	Cu Ft	56

COM	\$4,395
A	\$4,511
B	\$4,742
COL/C	\$5,144
D	\$5,663
E	\$6,183
F	\$6,730
G	\$7,509
H	\$8,338
I	\$9,636
J	\$11,192
L1	\$8,701
L2	\$9,791

Description	1 Model	Specifications			List Price Per Grade	
Single Seat 	P09065 · regency arms	Dimensions	D	W	H	COM \$2,529
		Overall	31 ½	30 ½	35	A \$2,597
		Seat	19 ½	23	19 ½	B \$2,733
		Arm			24 ½	COL/C \$2,967
		Upholstery	Shipping			D \$3,270
		COM Ydg	6 ½	Ctn Wt	61	E \$3,572
		COL Sq Ft	130	Cu Ft	23	F \$3,892
						G \$4,345
						H \$4,829
						I \$5,587
				J \$6,495		
				L1 \$4,679		
				L2 \$5,223		
Two Seat 	P09075 · regency arms	Dimensions	D	W	H	COM \$3,355
		Overall	31 ½	57	35	A \$3,443
		Seat	19 ½	43	19 ½	B \$3,615
		Arm			24 ½	COL/C \$3,918
		Upholstery	Shipping			D \$4,307
		COM Ydg	8	Ctn Wt	120	E \$4,697
		COL Sq Ft	160	Cu Ft	42	F \$5,107
						G \$5,690
						H \$6,313
						I \$7,286
				J \$8,453		
				L1 \$6,586		
				L2 \$7,402		
Three Seat 	P09085 · regency arms	Dimensions	D	W	H	COM \$4,219
		Overall	31 ½	78 ¾	35	A \$4,335
		Seat	19 ½	64 ¾	19 ½	B \$4,565
		Arm			24 ½	COL/C \$4,968
		Upholstery	Shipping			D \$5,488
		COM Ydg	10 ½	Ctn Wt	140	E \$6,007
		COL Sq Ft	210	Cu Ft	57	F \$6,554
						G \$7,333
						H \$8,164
						I \$9,460
				J \$11,018		
				L1 \$8,526		
				L2 \$9,615		

To Order, Specify:

- 1 Model Number
- 2 Wood Species - Maple (M)
- 3 Wood Finish
- 4 Fabric Selection - vendor, pattern and color
- 5 Button/Reverse Diamond Detail - add \$156 list for single seat unit, \$201 list for two seat unit and \$332 list for three seat unit.

3 Wood Finish/Color Options:

Maple	
CAG Aged Ash Coordinate	CGR Graphite Coordinate
ALE Ale	HRV Harvest
AUB Auburn	CHL High Line Coordinate
BRL Barley	CKC Khaki Coordinate
CBE Blonde Echo Coordinate	LGC Legacy
BBN Bourbon	MCH Mocha
CBZ Brazilwood Coordinate	NTO Night Owl
BRG Brighton	COA Oatmeal Cook Coordinate
BUT Butterscotch	CPI Pinnacle Walnut Coordinate
CIN Cinnamon	PRL Praline
CLA Classic	SAF Saffron
CCF Coffee Coordinate	SIE Sienna
CLL Collectors	CST Studio Teak Coordinate
CCR Cremello Coordinate	TOF Toffee
EAR Earthy	TRF Truffle
ESP Espresso	VEN Venetian
FLX Flax	CVI Vintage Coordinate
CFL Florence Walnut Coordinate	CWH Walnut Heights Coordinate
CFO Fossil Coordinate	CWE Weathered Ash Coordinate

- 4 See a selection of graded in fabric manufacturers and patterns on pages 20-28 Contact Customer Service for additional fabric options.

Specifications

- Leg wood species - Maple.
- Fully upholstered.
- Seat has synthetic sheet webbing with high resiliency seat polyurethane foam and Dacron® wrap.
- Frame interior is hardwood joined with double dowels reinforced with wood screws.
- Back has polypropylene webbing and polyurethane foam with Dacron® wrap.
- Arm is foam wrap with Dacron.