

Proxy Order Check List:



- Specify:
- ☐ 1. Model Number
  - ☐ 2. Fabric Selection - vendor, pattern and color
  - ☐ 3. Knit Back Color Selection (knit back models only)
  - ☐ 4. Optional Aluminum Base - add \$116 list,
  - ☐ 5. Optional Premium Polished Trim Grey Dual Wheel Soft Urethane Caster - add \$366 list
  - ☐ 6. Optional Aluminum Cantilever Arm - Black Cap add \$127 list, Grey Cap add \$157 list (cantilever arm models only)
  - ☐ 7. Optional Seat Depth Slide - add \$44 list (synchro tilt models only)
  - ☐ 8. Optional Metal Handle - Matte Black (MBK) add \$62 list, Nearly Chrome (NCH) add \$81 list
  - ☐ 9. Optional Back Zipper Detail - add \$78 list (upholstered back models only)
  - ☐ 10. Optional Conference Preset Height Cylinder - add \$31 list (swivel tilt chair models only)

Example:

PX810T	MOMENTUM	VOX	MYSTIC	WR
(model #)	(fabric vendor)	(pattern name)	(pattern color)	(knit color)

1. Model Number

2. Fabric Selection - Please supply the following:  
Fabric vendor/Pattern name/Pattern color

[For a complete list of JSI Standard and Graded-In Textiles click here](#)


- When specifying contrasting upholstery, indicate clearly which upholstery is to be applied to the seat, back and arms. Use higher grade pricing.
- Indicate direction of fabric - Railroaded or Up the Roll
- Please provide illustration, if available.

All COM orders must include the following:

- Vendor's name, pattern name and color
- Sample of the fabric attached to order
- Model numbers of items for fabric application
- Special application instructions (e.g., all stripes will be applied front to back unless specified otherwise)
- Customer and purchase order number

Ship prepaid COM material to:  
JSI  
Attn: COM Dept  
201 East Martin Street  
Receiving B, Dock 71  
Orleans, IN 47452

Application of fabric:  
Railroaded      Up the Roll



All COM orders will ship at standard lead time from receipt of COM.

3. Knit Back Color Selection:

BA	Barely Blue	RR	Rockin' Red
DA	Dancing Silver	SB	Sandy Beige
JB	Jet Black	WR	White River

4. Optional Aluminum Base - add \$116 list



5. Optional Premium Polished Trim Grey Dual Wheel Soft Urethane Caster - add \$366 list



6. Optional Aluminum Cantilever Arm - Black Cap add \$127 list, Grey Cap add \$157 list (cantilever arm models only)



7. Optional Seat Depth Slide - add \$44 list (synchro tilt models only)

**8. Optional Metal Handle - Matte Black (MBK) add \$62 list or Nearly Chrome (NCH) add \$81 list**







**9. Back Zipper Detail - add \$78 list**  
(upholstered back models only)



**10. Optional Conference Preset Height Cylinder - add \$31 list**  
(swivel tilt chair models only)



Description	1 Model	Specifications				List Price Per Grade	
<div>Mid Back</div> 	<div>PX800</div> <ul style="list-style-type: none"><li>· knit back</li><li>· armless</li><li>· swivel tilt</li><li>· black polyurethane base</li><li>· overall height range is 40 - 45 ¾</li><li>· seat height range is 17 ¼ - 22 ½</li></ul>	Dimensions	D	W	H	COM	\$1,077
		Overall	28 ½	28 ½	45 ¾	A	\$1,085
		Seat	16 ⅝	20 ¾	17 ¼	B	\$1,100
		Upholstery	Shipping			COL/C	\$1,127
		COM Ydg	¾	Ctn Wt	41	D	\$1,163
		COL Sq Ft	15	Cu Ft	20	E	\$1,198
						F	\$1,252
						G	\$1,310
						H	\$1,372
						I	\$1,469
<div>Mid Back</div> 	<div>PX800L</div> <ul style="list-style-type: none"><li>· knit back</li><li>· arm</li><li>· swivel tilt</li><li>· black urethane loop arms</li><li>· black polyurethane base</li><li>· overall height range is 40 - 45 ¾</li><li>· seat height range is 17 ¼ - 22 ½</li></ul>	Dimensions	D	W	H	COM	\$1,240
		Overall	28 ½	28 ½	45 ¾	A	\$1,249
		Seat	16 ⅝	20 ¾	17 ¼	B	\$1,263
		Arm			31 ½	COL/C	\$1,291
		Upholstery	Shipping			D	\$1,326
		COM Ydg	¾	Ctn Wt	46	E	\$1,362
		COL Sq Ft	15	Cu Ft	20	F	\$1,415
						G	\$1,473
						H	\$1,536
						I	\$1,633
<div>Mid Back</div> 	<div>PX800S</div> <ul style="list-style-type: none"><li>· knit back</li><li>· arm</li><li>· swivel tilt</li><li>· adjustable black urethane, slim profile T arm</li><li>· black polyurethane base</li><li>· overall height range is 40 - 45 ¾</li><li>· seat height range is 17 ¼ - 22 ½</li></ul>	Dimensions	D	W	H	COM	\$1,302
		Overall	28 ½	28 ½	45 ¾	A	\$1,311
		Seat	16 ⅝	20 ¾	17 ¼	B	\$1,326
		Arm			33 ¾	COL/C	\$1,353
		Upholstery	Shipping			D	\$1,388
		COM Ydg	¾	Ctn Wt	47	E	\$1,424
		COL Sq Ft	15	Cu Ft	20	F	\$1,478
						G	\$1,536
						H	\$1,598
						I	\$1,696




Description	1 Model	Specifications				List Price Per Grade	
<b>Mid Back</b>  	<b>PX800C</b> • knit back • arm • swivel tilt • black urethane cantilever arm • black polyurethane base • overall height range is 40 - 45 ¾ • seat height range is 17 ¼ - 22 ½ • arm height range is 26 ½ - 31 ¾	<b>Dimensions</b>	<b>D</b>	<b>W</b>	<b>H</b>	<b>COM</b>	\$1,275
		Overall	28 ½	28 ½	45 ¾	A	\$1,283
		Seat	16 ⅝	20 ¾	17 ¼	B	\$1,298
		Arm			31 ¾	COL/C	\$1,325
		<b>Upholstery</b>		<b>Shipping</b>		D	\$1,361
		COM Ydg	¾	Ctn Wt	46	E	\$1,397
		COL Sq Ft	15	Cu Ft	20	F	\$1,450
						G	\$1,508
						H	\$1,571
						I	\$1,667
						J	\$1,784
						L1	\$1,520
						L2	\$1,589


**To Order, Specify:**

- 1 Model Number
- 2 Seat Fabric Selection - vendor, pattern and color  
Visit [www.jsifurniture.com/finishes-and-materials/textiles](http://www.jsifurniture.com/finishes-and-materials/textiles) for our textiles program.  
See selection of standard and graded in manufacturers and patterns.
- 3 Knit Back Color Selection
- 4 Optional Aluminum Base - add \$116 list
- 5 Optional Premium Polished Trim Grey Dual Wheel  
Soft Urethane Caster add \$366 list
- 6 Optional Aluminum Cantilever Arm - Black Cap add \$127 list,  
Grey Cap add \$157 (cantilever arm models only)
- 7 Optional Metal Handle - Matte Black (MBK) add \$62 list,  
Nearly Chrome (NCH) add \$81 list
- 8 Optional Conference Preset Height Cylinder - add \$31 list (swivel tilt chairs only)

**Specifications**

- Knit back with molded plywood seat.
- Seat has 2 ½" high density polyurethane foam.
- Knit back conforms to shape for optimal comfort.
- Swivel tilt models are standard with 20 degree tilt, lock, pneumatic lift, tension adjustment.
- Polyurethane base, glass reinforced nylon/5-prong/grip ring caster insertion.
- All models standard with 60 mm dual wheel non-hooded black nylon plastic casters.

Description	1 Model	Specifications				List Price Per Grade	
<div>Mid Back</div> 	<div>PX810</div> <div><div>· knit back</div><div>· armless</div><div>· synchro tilt</div><div>· black polyurethane base</div><div>· overall height range is 41 ½ - 47 ¼</div><div>· seat height range is 18 ¾ - 24</div></div>	Dimensions	D	W	H	COM	\$1,172
		Overall	28 ½	28 ½	47 ¼	A	\$1,179
		Seat	16 ⅝	20 ¾	18 ¾	B	\$1,196
		Upholstery	Shipping			COL/C	\$1,222
		COM Ydg	¾	Ctn Wt	46	D	\$1,258
		COL Sq Ft	15	Cu Ft	20	E	\$1,294
						F	\$1,347
						G	\$1,406
						H	\$1,468
						I	\$1,564
<div>Mid Back</div> 	<div>PX810L</div> <div><div>· knit back</div><div>· arm</div><div>· synchro tilt</div><div>· black urethane loop arms</div><div>· black polyurethane base</div><div>· overall height range is 41 ½ - 47 ¼</div><div>· seat height range is 18 ¾ - 24</div><div>· arm height range is 27 ¾ - 33</div></div>	Dimensions	D	W	H	COM	\$1,334
		Overall	28 ½	28 ½	47 ¼	A	\$1,341
		Seat	16 ⅝	20 ¾	18 ¾	B	\$1,358
		Arm			33	COL/C	\$1,384
		Upholstery	Shipping			D	\$1,420
		COM Ydg	¾	Ctn Wt	51	E	\$1,455
		COL Sq Ft	15	Cu Ft	20	F	\$1,509
						G	\$1,568
						H	\$1,629
						I	\$1,726
<div>Mid Back</div> 	<div>PX810S</div> <div><div>· knit back</div><div>· arm</div><div>· synchro tilt</div><div>· adjustable black urethane, slim profile T armblack polyurethane base</div><div>· overall height range is 41 ½ - 47 ¼</div><div>· seat height range is 18 ¾ - 24</div></div>	Dimensions	D	W	H	COM	\$1,399
		Overall	28 ½	28 ½	47 ¼	A	\$1,407
		Seat	16 ⅝	20 ¾	18 ¾	B	\$1,422
		Arm			35	COL/C	\$1,449
		Upholstery	Shipping			D	\$1,485
		COM Ydg	¾	Ctn Wt	52	E	\$1,520
		COL Sq Ft	15	Cu Ft	20	F	\$1,574
						G	\$1,632
						H	\$1,694
						I	\$1,791




Description	1 Model	Specifications				List Price Per Grade	
	<b>PX810C</b> • knit back • arm • synchro tilt • black urethane cantilever arm • black polyurethane base • overall height range is 41 ½ - 47 ¼ • seat height range is 18 ¾ - 24 • arm height range is 27 ⅝ - 32 ⅞	Dimensions	D	W	H	COM	\$1,370
		Overall	28 ½	28 ½	47 ¼	A	\$1,378
		Seat	16 ⅝	20 ¾	18 ¾	B	\$1,393
		Arm			32 ⅞	COL/C	\$1,421
		Upholstery		Shipping		D	\$1,456
		COM Ydg	¾	Ctn Wt	51	E	\$1,492
		COL Sq Ft	15	Cu Ft	20	F	\$1,546
						G	\$1,604
						H	\$1,666
						I	\$1,762
						J	\$1,879
						L1	\$1,616
						L2	\$1,685


#### To Order, Specify:

- 1 Model Number
- 2 Seat Fabric Selection - vendor, pattern and color  
Visit [www.jsifurniture.com/finishes-and-materials/textiles](http://www.jsifurniture.com/finishes-and-materials/textiles) for our textiles program.  
See selection of standard and graded in manufacturers and patterns.
- 3 Knit Back Color Selection
- 4 Optional Aluminum Base - add \$116 list
- 5 Optional Premium Polished Trim Grey Dual Wheel  
Soft Urethane Caster add \$366 list
- 6 Optional Aluminum Cantilever Arm - Black Cap add \$127 list,  
Grey Cap add \$157 (cantilever arm models only)
- 7 Optional Seat Depth Slide - add \$44 list (synchro tilt models only)
- 8 Optional Metal Handle - Matte Black (MBK) add \$62 list,  
Nearly Chrome (NCH) add \$81 list

#### Specifications

- Knit back with molded plywood seat.
- Seat has 2 ½" high density polyurethane foam.
- Knit back conforms to shape for optimal comfort.
- Synchro models are standard with synchronized independent seat and back recline, lock, pneumatic lift, tensions adjustment.
- Polyurethane base, glass reinforced nylon/5-prong/grip ring caster insertion.
- All models standard with 60 mm dual wheel non-hooded black nylon plastic casters.

Description	1 Model	Specifications				List Price Per Grade	
<div>Mid Back Sit-to-Stand</div> 	<div>PX805</div> <div><div>· knit back</div><div>· armless</div><div>· swivel limited tilt</div><div>· black polyurethane base</div><div>· overall height range is 42 ¾ - 50 ¼</div><div>· seat height range is 20 - 27 ½</div></div>	Dimensions	D	W	H	COM	\$1,384
		Overall	29 ½	29 ½	50 ¾	A	\$1,392
		Seat	16 ⅝	20 ¾	20	B	\$1,408
		Upholstery		Shipping		COL/C	\$1,434
		COM Ydg	¾	Ctn Wt	50	D	\$1,470
		COL Sq Ft	15	Cu Ft	25	E	\$1,506
						F	\$1,560
						G	\$1,618
						H	\$1,680
						I	\$1,777
<div>Mid Back Sit-to-Stand</div> 	<div>PX805L</div> <div><div>· knit back</div><div>· arm</div><div>· swivel limited tilt</div><div>· black urethane loop arms</div><div>· black polyurethane base</div><div>· overall height range is 42 ¾ - 50 ¼</div><div>· seat height range is 20 - 27 ½</div><div>· arm height range is 29 - 34 ¼</div></div>	Dimensions	D	W	H	COM	\$1,544
		Overall	29 ½	29 ½	50 ¾	A	\$1,553
		Seat	16 ⅝	20 ¾	20	B	\$1,569
		Arm			34 ¼	COL/C	\$1,595
		Upholstery		Shipping		D	\$1,631
		COM Ydg	¾	Ctn Wt	55	E	\$1,666
		COL Sq Ft	15	Cu Ft	25	F	\$1,720
						G	\$1,778
						H	\$1,840
						I	\$1,937
<div>Mid Back Sit-to-Stand</div> 	<div>PX805S</div> <div><div>· knit back</div><div>· arm</div><div>· swivel limited tilt</div><div>· adjustable black urethane, slim profile T arm</div><div>· black polyurethane base</div><div>· overall height range is 42 ¾ - 50 ¼</div><div>· seat height range is 20 - 27 ½</div><div>· arm height range is 27 ⅞ - 36 ½</div></div>	Dimensions	D	W	H	COM	\$1,606
		Overall	29 ½	29 ½	50 ¾	A	\$1,614
		Seat	16 ⅝	20 ¾	20	B	\$1,629
		Arm			36	COL/C	\$1,657
		Upholstery		Shipping		D	\$1,692
		COM Ydg	¾	Ctn Wt	56	E	\$1,728
		COL Sq Ft	15	Cu Ft	25	F	\$1,782
						G	\$1,839
						H	\$1,902
						I	\$1,998

Description	1 Model	Specifications				List Price Per Grade	
	<b>PX805C</b> • knit back • arm • swivel limited tilt • black urethane cantilever arm • black polyurethane base • overall height range is 42 ¾ - 50 ¼ • seat height range is 20 - 27 ½ • arm height range is 28 7/8 - 34 1/8	Dimensions	D	W	H	COM	\$1,584
		Overall	29 ½	29 ½	50 ¾	A	\$1,593
		Seat	16 5/8	20 ¾	20	B	\$1,608
		Arm			34 1/8	COL/C	\$1,635
		Upholstery		Shipping		D	\$1,670
		COM Ydg	¾	Ctn Wt	55	E	\$1,706
		COL Sq Ft	15	Cu Ft	25	F	\$1,760
						G	\$1,818
						H	\$1,880
						I	\$1,978
						J	\$2,094
						L1	\$1,830
						L2	\$1,899




#### To Order, Specify:


- 1 Model Number
- 2 Seat Fabric Selection - vendor, pattern and color  
Visit [www.jsifurniture.com/finishes-and-materials/textiles](http://www.jsifurniture.com/finishes-and-materials/textiles) for our textiles program.  
See selection of standard and graded in manufacturers and patterns.
- 3 Knit Back Color Selection
- 4 Optional Aluminum Base - add \$116 list
- 5 Optional Premium Polished Trim Grey Dual Wheel  
Soft Urethane Caster add \$366 list
- 6 Optional Aluminum Cantilever Arm - Black Cap add \$127 list,  
Grey Cap add \$157 (cantilever arm models only)
- 7 Optional Metal Handle - Matte Black (MBK) add \$62 list,  
Nearly Chrome (NCH) add \$81 list

#### Specifications

- Knit back with molded plywood seat.
- Seat has 2 ½" high density polyurethane foam.
- Knit back conforms to shape for optimal comfort.
- Sit-to Stand models are standard with 10 degree tilt, lock, pneumatic lift, tension adjustment.
- Foot ring 9" from floor, reposition with adjustment knob.
- Polyurethane base, glass reinforced nylon/5-prong/grip ring caster insertion.
- All models standard with 60 mm dual wheel non-hooded black nylon plastic casters.



Description	1 Model	Specifications				List Price Per Grade	
<div>Mid Back Stool</div> 	<div>PX808</div> <div><div>· knit back</div><div>· armless</div><div>· swivel limited tilt</div><div>· black polyurethane base</div><div>· overall height range is 44 ¾ - 52 ¼</div><div>· seat height range is 22 - 29 ½</div></div>	Dimensions	D	W	H	COM	\$1,307
		Overall	28 ½	28 ½	52 ¾	A	\$1,316
		Seat	16 ⅝	20 ¾	22	B	\$1,332
		Upholstery		Shipping		COL/C	\$1,359
		COM Ydg	¾	Ctn Wt	49	D	\$1,393
		COL Sq Ft	15	Cu Ft	25	E	\$1,429
						F	\$1,484
						G	\$1,541
						H	\$1,604
						I	\$1,700
<div>Mid Back Stool</div> 	<div>PX808L</div> <div><div>· knit back</div><div>· arm</div><div>· swivel limited tilt</div><div>· black urethane loop arms</div><div>· black polyurethane base</div><div>· overall height range is 44 ¾ - 52 ¼</div><div>· seat height range is 22 - 29 ½</div><div>· arm height range is 31 - 36 ¼</div></div>	Dimensions	D	W	H	COM	\$1,464
		Overall	28 ½	28 ½	52 ¾	A	\$1,472
		Seat	16 ⅝	20 ¾	22	B	\$1,488
		Arm			36 ¼	COL/C	\$1,514
		Upholstery		Shipping		D	\$1,550
		COM Ydg	¾	Ctn Wt	54	E	\$1,585
		COL Sq Ft	15	Cu Ft	25	F	\$1,640
						G	\$1,698
						H	\$1,760
						I	\$1,857
<div>Mid Back Stool</div> 	<div>PX808S</div> <div><div>· knit back</div><div>· arm</div><div>· swivel limited tilt</div><div>· adjustable black urethane, slim profile T arm</div><div>· black polyurethane base</div><div>· overall height range is 44 ¾ - 52 ¼</div><div>· seat height range is 22 - 29 ½</div><div>· arm height range is 29 ⅞ - 38 ½</div></div>	Dimensions	D	W	H	COM	\$1,525
		Overall	28 ½	28 ½	52 ¾	A	\$1,533
		Seat	16 ⅝	20 ¾	22	B	\$1,548
		Arm			38	COL/C	\$1,575
		Upholstery		Shipping		D	\$1,611
		COM Ydg	¾	Ctn Wt	55	E	\$1,646
		COL Sq Ft	15	Cu Ft	25	F	\$1,700
						G	\$1,757
						H	\$1,820
						I	\$1,917




Description	1 Model	Specifications				List Price Per Grade	
	<b>PX808C</b> • knit back • arm • swivel limited tilt • black urethane cantilever arm • black polyurethane base • overall height range is 44 ¾ - 52 ¼ • seat height range is 22 - 29 ½ • arm height range is 30 7/8 - 36 1/8	<b>Dimensions</b>	<b>D</b>	<b>W</b>	<b>H</b>	<b>COM</b>	<b>\$1,579</b>
		Overall	28 ½	28 ½	52 ¾	A	\$1,586
		Seat	16 5/8	20 ¾	22	B	\$1,602
		Arm			36 1/8	COL/C	\$1,629
		<b>Upholstery</b>		<b>Shipping</b>		D	\$1,665
		COM Ydg	¾	Ctn Wt	54	E	\$1,700
		COL Sq Ft	15	Cu Ft	25	F	\$1,754
						G	\$1,812
						H	\$1,874
						I	\$1,971
						J	\$2,088
						L1	\$1,824
						L2	\$1,894


**To Order, Specify:**

- 1 Model Number
- 2 Seat Fabric Selection - vendor, pattern and color  
Visit [www.jsifurniture.com/finishes-and-materials/textiles](http://www.jsifurniture.com/finishes-and-materials/textiles) for our textiles program.  
See selection of standard and graded in manufacturers and patterns.
- 3 Knit Back Color Selection
- 4 Optional Aluminum Base - add \$116 list
- 5 Optional Premium Polished Trim Grey Dual Wheel  
Soft Urethane Caster add \$366 list
- 6 Optional Aluminum Cantilever Arm - Black Cap add \$127 list,  
Grey Cap add \$157 (cantilever arm models only)
- 7 Optional Metal Handle - Matte Black (MBK) add \$62 list,  
Nearly Chrome (NCH) add \$81 list

**Specifications**

- Knit back with molded plywood seat.
- Seat has 2 ½" high density polyurethane foam.
- Knit back conforms to shape for optimal comfort.
- Stool models are standard with 10 degree tilt, lock, pneumatic lift, tension adjustment.
- Foot ring 13" from floor, reposition with adjustment knob.
- Polyurethane base, glass reinforced nylon/5-prong/grip ring caster insertion.
- All models standard with 60 mm dual wheel non-hooded black nylon plastic casters.

Description	1 Model	Specifications				List Price Per Grade	
<div>Low Back</div> 	<div>PX821</div> <div><div>· upholstered back</div><div>· armless</div><div>· swivel tilt</div><div>· double stitch outer back detail</div><div>· black polyurethane base</div><div>· overall height range is 34 - 39 ¼</div><div>· seat height range is 17 ¼ - 22 ½</div></div>	Dimensions	D	W	H	COM	\$1,215
		Overall	28 ½	28 ½	39 ¼	A	\$1,237
		Seat	16 ⅝	20 ¾	17 ¼	B	\$1,278
		Upholstery	Shipping			COL/C	\$1,350
		COM Ydg	2	Ctn Wt	37	D	\$1,445
		COL Sq Ft	40	Cu Ft	16	E	\$1,537
						F	\$1,681
						G	\$1,836
						H	\$2,002
						I	\$2,262
<div>Low Back</div> 	<div>PX821L</div> <div><div>· upholstered back</div><div>· arm</div><div>· swivel tilt</div><div>· black urethane loop arms</div><div>· double stitch outer back detail</div><div>· black polyurethane base</div><div>· overall height range is 34 - 39 ¼</div><div>· seat height range is 17 ¼ - 22 ½</div><div>· arm height range is 26 ¼ - 31 ½</div></div>	Dimensions	D	W	H	COM	\$1,388
		Overall	28 ½	28 ½	39 ¼	A	\$1,410
		Seat	16 ⅝	20 ¾	17 ¼	B	\$1,451
		Arm	31 ½			COL/C	\$1,525
		Upholstery	Shipping			D	\$1,618
		COM Ydg	2	Ctn Wt	42	E	\$1,710
		COL Sq Ft	40	Cu Ft	16	F	\$1,855
						G	\$2,009
						H	\$2,176
						I	\$2,435
<div>Low Back</div> 	<div>PX821S</div> <div><div>· upholstered back</div><div>· arm</div><div>· swivel tilt</div><div>· adjustable black urethane, slim profile T arm</div><div>· double stitch outer back detail</div><div>· black polyurethane base</div><div>· overall height range is 34 - 39 ¼</div><div>· seat height range is 17 ¼ - 22 ½</div><div>· arm height range is 25 ⅝ - 33 ¾</div></div>	Dimensions	D	W	H	COM	\$1,486
		Overall	28 ½	28 ½	39 ¼	A	\$1,507
		Seat	16 ⅝	20 ¾	17 ¼	B	\$1,548
		Arm	33 ¾			COL/C	\$1,621
		Upholstery	Shipping			D	\$1,713
		COM Ydg	2	Ctn Wt	43	E	\$1,808
		COL Sq Ft	40	Cu Ft	16	F	\$1,951
						G	\$2,107
						H	\$2,271
						I	\$2,531




Description	1 Model	Specifications				List Price Per Grade	
<b>Low Back</b>  	<b>PX821C</b> • upholstered back • arm • swivel tilt • black urethane cantilever arm • double stitch outer back detail • black polyurethane base • overall height range is 34 - 39 ¼ • seat height range is 17 ¼ - 22 ½ • arm height range is 26 ½ - 31 ¾	<b>Dimensions</b>	<b>D</b>	<b>W</b>	<b>H</b>	<b>COM</b>	<b>\$1,434</b>
		Overall	28 ½	28 ½	39 ¼	<b>A</b>	<b>\$1,456</b>
		Seat	16 ⅝	20 ¾	17 ¼	<b>B</b>	<b>\$1,497</b>
		Arm			31 ¾	<b>COL/C</b>	<b>\$1,571</b>
		<b>Upholstery</b>	<b>Shipping</b>			<b>D</b>	<b>\$1,663</b>
		COM Ydg	2	Ctn Wt	42	<b>E</b>	<b>\$1,756</b>
		COL Sq Ft	40	Cu Ft	16	<b>F</b>	<b>\$1,900</b>
						<b>G</b>	<b>\$2,056</b>
						<b>H</b>	<b>\$2,221</b>
						<b>I</b>	<b>\$2,480</b>
						<b>J</b>	<b>\$2,791</b>
						<b>L1</b>	<b>\$2,169</b>
						<b>L2</b>	<b>\$2,376</b>


**To Order, Specify:**

- 1 Model Number
- 2 Fabric Selection - vendor, pattern and color  
Visit [www.jsifurniture.com/finishes-and-materials/textiles](http://www.jsifurniture.com/finishes-and-materials/textiles) for our textiles program.  
See selection of standard and graded in manufacturers and patterns.
- 3 Optional Aluminum Base - add \$116 list
- 4 Optional Premium Polished Trim Grey Dual Wheel  
Soft Urethane Caster add \$366 list
- 5 Optional Aluminum Cantilever Arm - Black Cap add \$127 list,  
Grey Cap add \$157 (cantilever arm models only)
- 6 Optional Metal Handle - Matte Black (MBK) add \$62 list,  
Nearly Chrome (NCH) add \$81 list
- 7 Optional Back Zipper Detail - add \$78 list (upholstered back models only)
- 8 Optional Conference Preset Height Cylinder - add \$31 list (swivel tilt chairs only)

**Specifications**

- One piece molded plywood shell.
- Seat has 2 ½" high density polyurethane foam.
- Back has ¾" high density polyurethane foam.
- Upholstered back models are standard with double stitch outer back detail.
- Swivel tilt models are standard with 20 degree tilt, lock, pneumatic lift, tension adjustment.
- Polyurethane base, glass reinforced nylon/5-prong/grip ring caster insertion.
- All models standard with 60 mm dual wheel non-hooded black nylon plastic casters.

Description	1 Model	Specifications				List Price Per Grade	
<div>Mid Back</div> 	<div>PX822</div> <div><div>· upholstered back</div><div>· armless</div><div>· swivel tilt</div><div>· double stitch outer back detail</div><div>· black polyurethane base</div><div>· overall height range is 39 ¾ - 44 ½</div><div>· seat height range is 17 ¼ - 22 ½</div></div>	Dimensions	D	W	H	COM	\$1,269
		Overall	28 ½	28 ½	44 ¾	A	\$1,293
		Seat	16 ¾	20 ¾	17 ¼	B	\$1,339
		Upholstery		Shipping		COL/C	\$1,421
		COM Ydg	2 ¼	Ctn Wt	41	D	\$1,526
		COL Sq Ft	45	Cu Ft	20	E	\$1,631
						F	\$1,793
						G	\$1,967
						H	\$2,154
						I	\$2,443
						J	\$2,794
						L1	\$2,095
						L2	\$2,328
<div>Mid Back</div> 	<div>PX822L</div> <div><div>· upholstered back</div><div>· arm</div><div>· swivel tilt</div><div>· black urethane loop arms</div><div>· double stitch outer back detail</div><div>· black polyurethane base</div><div>· overall height range is 39 ¾ - 44 ½</div><div>· seat height range is 17 ¼ - 22 ½</div><div>· arm height range is 26 ¼ - 31 ½</div></div>	Dimensions	D	W	H	COM	\$1,422
		Overall	28 ½	28 ½	44 ¾	A	\$1,446
		Seat	16 ¾	20 ¾	17 ¼	B	\$1,493
		Arm			31 ½	COL/C	\$1,574
		Upholstery		Shipping		D	\$1,679
		COM Ydg	2 ¼	Ctn Wt	46	E	\$1,784
		COL Sq Ft	45	Cu Ft	20	F	\$1,946
						G	\$2,120
						H	\$2,307
						I	\$2,598
						J	\$2,947
						L1	\$2,247
						L2	\$2,481
<div>Mid Back</div> 	<div>PX822S</div> <div><div>· upholstered back</div><div>· arm</div><div>· swivel tilt</div><div>· adjustable black urethane, slim profile T arm</div><div>· double stitch outer back detail</div><div>· black polyurethane base</div><div>· overall height range is 39 ¾ - 44 ½</div><div>· seat height range is 17 ¼ - 22 ½</div><div>· arm height range is 25 ½ - 33 ¾</div></div>	Dimensions	D	W	H	COM	\$1,520
		Overall	28 ½	28 ½	44 ¾	A	\$1,543
		Seat	16 ¾	20 ¾	17 ¼	B	\$1,591
		Arm			33 ¾	COL/C	\$1,671
		Upholstery		Shipping		D	\$1,777
		COM Ydg	2 ¼	Ctn Wt	47	E	\$1,881
		COL Sq Ft	45	Cu Ft	20	F	\$2,044
						G	\$2,219
						H	\$2,405
						I	\$2,694
						J	\$3,046
						L1	\$2,346
						L2	\$2,579




Description	1 Model	Specifications				List Price Per Grade	
<b>Mid Back</b>  	<b>PX822C</b> • upholstered back • arm • swivel tilt • black urethane cantilever arm • double stitch outer back detail • black polyurethane base • overall height range is 39 3/8" - 44 5/8" • seat height range is 17 1/4" - 22 1/2" • arm height range is 26 1/8" - 31 3/8"	<b>Dimensions</b>	<b>D</b>	<b>W</b>	<b>H</b>	<b>COM</b>	<b>\$1,468</b>
		Overall	28 1/2"	28 1/2"	44 5/8"	<b>A</b>	<b>\$1,492</b>
		Seat	16 5/8"	20 3/4"	17 1/4"	<b>B</b>	<b>\$1,538</b>
		Arm			31 3/8"	<b>COL/C</b>	<b>\$1,620</b>
		<b>Upholstery</b>	<b>Shipping</b>			<b>D</b>	<b>\$1,725</b>
		COM Ydg	2 1/4"	Ctn Wt	46	<b>E</b>	<b>\$1,830</b>
		COL Sq Ft	45	Cu Ft	20	<b>F</b>	<b>\$1,992</b>
						<b>G</b>	<b>\$2,167</b>
						<b>H</b>	<b>\$2,353</b>
						<b>I</b>	<b>\$2,643</b>
						<b>J</b>	<b>\$2,993</b>
						<b>L1</b>	<b>\$2,293</b>
						<b>L2</b>	<b>\$2,527</b>


**To Order, Specify:**

- 1 Model Number
- 2 Fabric Selection - vendor, pattern and color  
Visit [www.jsifurniture.com/finishes-and-materials/textiles](http://www.jsifurniture.com/finishes-and-materials/textiles) for our textiles program.  
See selection of standard and graded in manufacturers and patterns.
- 3 Optional Aluminum Base - add \$116 list
- 4 Optional Premium Polished Trim Grey Dual Wheel  
Soft Urethane Caster add \$366 list
- 5 Optional Aluminum Cantilever Arm - Black Cap add \$127 list,  
Grey Cap add \$157 (cantilever arm models only)
- 6 Optional Metal Handle - Matte Black (MBK) add \$62 list,  
Nearly Chrome (NCH) add \$81 list
- 7 Optional Back Zipper Detail - add \$78 list (upholstered back models only)
- 8 Optional Conference Preset Height Cylinder - add \$31 list (swivel tilt chairs only)

**Specifications**

- One piece molded plywood shell.
- Seat has 2 1/2" high density polyurethane foam.
- Back has 3/4" high density polyurethane foam.
- Upholstered back models are standard with double stitch outer back detail.
- Swivel tilt models are standard with 20 degree tilt, lock, pneumatic lift, tension adjustment.
- Polyurethane base, glass reinforced nylon/5-prong/grip ring caster insertion.
- All models standard with 60 mm dual wheel non-hooded black nylon plastic casters.

Description	① Model	Specifications				List Price Per Grade	
<div>High Back</div> 	<div>PX823</div> <div><ul style="list-style-type: none"><li>· upholstered back</li><li>· armless</li><li>· swivel tilt</li><li>· double stitch outer back detail</li><li>· black polyurethane base</li><li>· overall height range is 45 7⁄8 - 51 1⁄8</li><li>· seat height range is 17 1⁄4 - 22 1⁄2</li></ul></div>	Dimensions	D	W	H	COM	\$1,334
		Overall	28 1⁄2	28 1⁄2	51 1⁄8	A	\$1,361
		Seat	16 5⁄8	20 3⁄4	17 1⁄4	B	\$1,411
		Upholstery		Shipping		COL/C	\$1,502
		COM Ydg	2 1⁄2	Ctn Wt	45	D	\$1,619
		COL Sq Ft	50	Cu Ft	25	E	\$1,735
						F	\$1,916
						G	\$2,110
						H	\$2,317
						I	\$2,640
<div>High Back</div> 	<div>PX823L</div> <div><ul style="list-style-type: none"><li>· upholstered back</li><li>· arm</li><li>· swivel tilt</li><li>· black urethane loop arm</li><li>· double stitch outer back detail</li><li>· black polyurethane base</li><li>· overall height range is 45 7⁄8 - 51 1⁄8</li><li>· seat height range is 17 1⁄4 - 22 1⁄2</li><li>· arm height range is 26 1⁄4 - 31 1⁄2</li></ul></div>	Dimensions	D	W	H	COM	\$1,487
		Overall	28 1⁄2	28 1⁄2	51 1⁄8	A	\$1,513
		Seat	16 5⁄8	20 3⁄4	17 1⁄4	B	\$1,564
		Arm			31 1⁄2	COL/C	\$1,656
		Upholstery		Shipping		D	\$1,772
		COM Ydg	2 1⁄2	Ctn Wt	50	E	\$1,890
		COL Sq Ft	50	Cu Ft	25	F	\$2,069
						G	\$2,264
						H	\$2,470
						I	\$2,793
<div>High Back</div> 	<div>PX823S</div> <div><ul style="list-style-type: none"><li>· upholstered back</li><li>· arm</li><li>· swivel tilt</li><li>· adjustable black urethane, slim profile T arm</li><li>· double stitch outer back detail</li><li>· black polyurethane base</li><li>· overall height range is 45 7⁄8 - 51 1⁄8</li><li>· seat height range is 17 1⁄4 - 22 1⁄2</li><li>· arm height range is 25 1⁄8 - 33 3⁄4</li></ul></div>	Dimensions	D	W	H	COM	\$1,585
		Overall	28 1⁄2	28 1⁄2	51 1⁄8	A	\$1,613
		Seat	16 5⁄8	20 3⁄4	17 1⁄4	B	\$1,663
		Arm			33 3⁄4	COL/C	\$1,754
		Upholstery		Shipping		D	\$1,871
		COM Ydg	2 1⁄2	Ctn Wt	51	E	\$1,988
		COL Sq Ft	50	Cu Ft	25	F	\$2,168
						G	\$2,363
						H	\$2,568
						I	\$2,891

Description	1 Model	Specifications				List Price Per Grade	
<b>High Back</b>  	<b>PX823C</b> • upholstered back • arm • swivel tilt • black urethane cantilever arm • double stitch outer back detail • black polyurethane base • overall height range is 45 7/8" - 51 1/8" • seat height range is 17 1/4" - 22 1/2" • arm height range is 26 1/8" - 31 3/8"	<b>Dimensions</b>	<b>D</b>	<b>W</b>	<b>H</b>	<b>COM</b>	<b>\$1,533</b>
		Overall	28 1/2"	28 1/2"	51 1/8"	A	\$1,560
		Seat	16 5/8"	20 3/4"	17 1/4"	B	\$1,611
		Arm			31 3/8"	COL/C	\$1,701
		<b>Upholstery</b>	<b>Shipping</b>			D	\$1,818
		COM Ydg	2 1/2"	Ctn Wt	50	E	\$1,935
		COL Sq Ft	50	Cu Ft	25	F	\$2,115
						G	\$2,309
						H	\$2,516
						I	\$2,839
						J	\$3,226
						L1	\$2,451
						L2	\$2,711




**To Order, Specify:**


- 1 Model Number
- 2 Fabric Selection - vendor, pattern and color  
Visit [www.jsifurniture.com/finishes-and-materials/textiles](http://www.jsifurniture.com/finishes-and-materials/textiles) for our textiles program.  
See selection of standard and graded in manufacturers and patterns.
- 3 Optional Aluminum Base - add \$116 list
- 4 Optional Premium Polished Trim Grey Dual Wheel  
Soft Urethane Caster add \$366 list
- 5 Optional Aluminum Cantilever Arm - Black Cap add \$127 list,  
Grey Cap add \$157 (cantilever arm models only)
- 6 Optional Metal Handle - Matte Black (MBK) add \$62 list,  
Nearly Chrome (NCH) add \$81 list
- 7 Optional Back Zipper Detail - add \$78 list (upholstered back models only)
- 8 Optional Conference Preset Height Cylinder - add \$31 list (swivel tilt chairs only)

**Specifications**

- One piece molded plywood shell.
- Seat has 2 1/2" high density polyurethane foam.
- Back has 3/4" high density polyurethane foam.
- Upholstered back models are standard with double stitch outer back detail.
- Swivel tilt models are standard with 20 degree tilt, lock, pneumatic lift, tension adjustment.
- High back models standard with back pull - stitch detail.
- Polyurethane base, glass reinforced nylon/5-prong/grip ring caster insertion.
- All models standard with 60 mm dual wheel non-hooded black nylon plastic casters.



Description	① Model	Specifications	List Price Per Grade
<b>Mid Back</b> 	<b>PX812</b> · upholstered back · armless · synchro tilt · double stitch outer back detail · black polyurethane base · overall height range is 40 7⁄8 - 46 1⁄8 · seat height range is 18 3⁄4 - 24	<b>Dimensions</b>	<b>COM</b> \$1,539
		<b>D</b>	<b>A</b> \$1,563
		<b>W</b>	<b>B</b> \$1,611
		<b>H</b>	<b>COL/C</b> \$1,692
		<b>Overall</b> 28 1⁄2 28 1⁄2 46 1⁄8	<b>D</b> \$1,796
		<b>Seat</b> 16 5⁄8 20 3⁄4 18 3⁄4	<b>E</b> \$1,902
		<b>Upholstery</b>	<b>F</b> \$2,065
		<b>Shipping</b>	<b>G</b> \$2,239
		<b>COM Ydg</b> 2 1⁄4 Ctn Wt 46	<b>H</b> \$2,426
		<b>COL Sq Ft</b> 45 Cu Ft 20	<b>I</b> \$2,715
			<b>J</b> \$3,064
			<b>L1</b> \$2,366
			<b>L2</b> \$2,600
<b>Mid Back</b> 	<b>PX812L</b> · upholstered back · arm · synchro tilt · black urethane loop arms · double stitch outer back detail · black polyurethane base · overall height range is 40 7⁄8 - 46 1⁄8 · seat height range is 18 3⁄4 - 24 · arm height range is 27 3⁄4 - 33	<b>Dimensions</b>	<b>COM</b> \$1,693
		<b>D</b>	<b>A</b> \$1,717
		<b>W</b>	<b>B</b> \$1,765
		<b>H</b>	<b>COL/C</b> \$1,845
		<b>Overall</b> 28 1⁄2 28 1⁄2 46 1⁄8	<b>D</b> \$1,949
		<b>Seat</b> 16 5⁄8 20 3⁄4 18 3⁄4	<b>E</b> \$2,055
		<b>Arm</b> 33	<b>F</b> \$2,218
		<b>Upholstery</b>	<b>G</b> \$2,392
		<b>Shipping</b>	<b>H</b> \$2,578
		<b>COM Ydg</b> 2 1⁄4 Ctn Wt 51	<b>I</b> \$2,867
		<b>COL Sq Ft</b> 45 Cu Ft 20	<b>J</b> \$3,219
			<b>L1</b> \$2,519
			<b>L2</b> \$2,753
<b>Mid Back</b> 	<b>PX812S</b> · upholstered back · arm · synchro tilt · adjustable black urethane, slim profile T arm · double stitch outer back detail · black polyurethane base · overall height range is 40 7⁄8 - 46 1⁄8 · seat height range is 18 3⁄4 - 24 · arm height range is 26 5⁄8 - 35	<b>Dimensions</b>	<b>COM</b> \$1,791
		<b>D</b>	<b>A</b> \$1,815
		<b>W</b>	<b>B</b> \$1,861
		<b>H</b>	<b>COL/C</b> \$1,943
		<b>Overall</b> 28 1⁄2 28 1⁄2 46 1⁄8	<b>D</b> \$2,047
		<b>Seat</b> 16 5⁄8 20 3⁄4 18 3⁄4	<b>E</b> \$2,153
		<b>Arm</b> 35	<b>F</b> \$2,315
		<b>Upholstery</b>	<b>G</b> \$2,490
		<b>Shipping</b>	<b>H</b> \$2,676
		<b>COM Ydg</b> 2 1⁄4 Ctn Wt 52	<b>I</b> \$2,966
		<b>COL Sq Ft</b> 45 Cu Ft 20	<b>J</b> \$3,316
			<b>L1</b> \$2,617
			<b>L2</b> \$2,850




Description	1 Model	Specifications				List Price Per Grade	
<b>Mid Back</b>  	<b>PX812C</b> • upholstered back • arm • synchro tilt • black urethane cantilever arm • double stitch outer back detail • black polyurethane base • overall height range is 40 7/8" - 46 1/8" • seat height range is 18 3/4" - 24" • arm height range is 27 5/8" - 32 7/8"	<b>Dimensions</b>	<b>D</b>	<b>W</b>	<b>H</b>	<b>COM</b>	<b>\$1,740</b>
		Overall	28 1/2"	28 1/2"	46 1/8"	A	\$1,762
		Seat	16 5/8"	20 3/4"	18 3/4"	B	\$1,810
		Arm			32 7/8"	COL/C	\$1,892
		<b>Upholstery</b>		<b>Shipping</b>		D	\$1,996
		COM Ydg	2 1/4"	Ctn Wt	51	E	\$2,101
		COL Sq Ft	45	Cu Ft	20	F	\$2,264
						G	\$2,438
						H	\$2,624
						I	\$2,914
						J	\$3,264
						L1	\$2,565
						L2	\$2,799


**To Order, Specify:**

- 1 Model Number
- 2 Fabric Selection - vendor, pattern and color  
Visit [www.jsifurniture.com/finishes-and-materials/textiles](http://www.jsifurniture.com/finishes-and-materials/textiles) for our textiles program.  
See selection of standard and graded in manufacturers and patterns.
- 3 Optional Aluminum Base - add \$116 list
- 4 Optional Premium Polished Trim Grey Dual Wheel  
Soft Urethane Caster add \$366 list
- 5 Optional Aluminum Cantilever Arm - Black Cap add \$127 list,  
Grey Cap add \$157 (cantilever arm models only)
- 6 Optional Metal Handle - Matte Black (MBK) add \$62 list,  
Nearly Chrome (NCH) add \$81 list
- 7 Optional Back Zipper Detail - add \$78 list (upholstered back models only)
- 8 Optional Conference Preset Height Cylinder - add \$31 list (swivel tilt chairs only)

**Specifications**

- One piece molded plywood shell.
- Seat has 2 1/2" high density polyurethane foam.
- Back has 3/4" high density polyurethane foam.
- Upholstered back models are standard with double stitch outer back detail.
- Swivel tilt models are standard with 20 degree tilt, lock, pneumatic lift, tension adjustment.
- High back models standard with back pull - stitch detail.
- Polyurethane base, glass reinforced nylon/5-prong/grip ring caster insertion.
- All models standard with 60 mm dual wheel non-hooded black nylon plastic casters.

Description	① Model	Specifications				List Price Per Grade	
<b>High Back</b> 	<b>PX813</b> · upholstered back · armless · synchro tilt · double stitch outer back detail · black polyurethane base · overall height range is 47 ¾ - 52 ½ · seat height range is 18 ¾ - 24	<b>Dimensions</b>	<b>D</b>	<b>W</b>	<b>H</b>	<b>COM</b>	<b>\$1,564</b>
		Overall	28 ½	28 ½	52 ¾	<b>A</b>	<b>\$1,592</b>
		Seat	16 ⅝	20 ¾	18 ¾	<b>B</b>	<b>\$1,643</b>
		<b>Upholstery</b>	<b>Shipping</b>			<b>COL/C</b>	<b>\$1,733</b>
		COM Ydg	2 ½	Ctn Wt	50	<b>D</b>	<b>\$1,850</b>
		COL Sq Ft	50	Cu Ft	25	<b>E</b>	<b>\$1,966</b>
						<b>F</b>	<b>\$2,147</b>
						<b>G</b>	<b>\$2,342</b>
						<b>H</b>	<b>\$2,548</b>
						<b>I</b>	<b>\$2,870</b>
<b>High Back</b> 	<b>PX813L</b> · upholstered back · arm · synchro tilt · black urethane loop arms · double stitch outer back detail · black polyurethane base · overall height range is 47 ¾ - 52 ½ · seat height range is 18 ¾ - 24 · arm height range is 27 ¾ - 33	<b>Dimensions</b>	<b>D</b>	<b>W</b>	<b>H</b>	<b>COM</b>	<b>\$1,718</b>
		Overall	28 ½	28 ½	52 ¾	<b>A</b>	<b>\$1,745</b>
		Seat	16 ⅝	20 ¾	18 ¾	<b>B</b>	<b>\$1,795</b>
		Arm			33	<b>COL/C</b>	<b>\$1,885</b>
		<b>Upholstery</b>	<b>Shipping</b>			<b>D</b>	<b>\$2,003</b>
		COM Ydg	2 ½	Ctn Wt	55	<b>E</b>	<b>\$2,119</b>
		COL Sq Ft	50	Cu Ft	25	<b>F</b>	<b>\$2,301</b>
						<b>G</b>	<b>\$2,494</b>
						<b>H</b>	<b>\$2,700</b>
						<b>I</b>	<b>\$3,024</b>
<b>High Back</b> 	<b>PX813S</b> · upholstered back · arm · synchro tilt · adjustable black urethane, slim profile T arm · double stitch outer back detail · black polyurethane base · overall height range is 47 ¾ - 52 ½ · seat height range is 18 ¾ - 24 · arm height range is 26 ⅝ - 35	<b>Dimensions</b>	<b>D</b>	<b>W</b>	<b>H</b>	<b>COM</b>	<b>\$1,816</b>
		Overall	28 ½	28 ½	52 ¾	<b>A</b>	<b>\$1,842</b>
		Seat	16 ⅝	20 ¾	18 ¾	<b>B</b>	<b>\$1,894</b>
		Arm			35	<b>COL/C</b>	<b>\$1,984</b>
		<b>Upholstery</b>	<b>Shipping</b>			<b>D</b>	<b>\$2,101</b>
		COM Ydg	2 ½	Ctn Wt	56	<b>E</b>	<b>\$2,218</b>
		COL Sq Ft	50	Cu Ft	25	<b>F</b>	<b>\$2,398</b>
						<b>G</b>	<b>\$2,592</b>
						<b>H</b>	<b>\$2,799</b>
						<b>I</b>	<b>\$3,122</b>




Description	1 Model	Specifications				List Price Per Grade	
<b>High Back</b>  	<b>PX813C</b> • upholstered back • arm • synchro tilt • black urethane cantilever arm • double stitch outer back detail • black polyurethane base • overall height range is 47 3/8" - 52 5/8" • seat height range is 18 3/4" - 24" • arm height range is 27 5/8" - 32 7/8"	<b>Dimensions</b>	<b>D</b>	<b>W</b>	<b>H</b>	<b>COM</b>	<b>\$1,762</b>
		Overall	28 1/2"	28 1/2"	52 5/8"	A	\$1,790
		Seat	16 5/8"	20 3/4"	18 3/4"	B	\$1,840
		Arm			32 7/8"	COL/C	\$1,932
		<b>Upholstery</b>	<b>Shipping</b>			D	\$2,047
		COM Ydg	2 1/2"	Ctn Wt	55	E	\$2,164
		COL Sq Ft	50	Cu Ft	25	F	\$2,345
						G	\$2,539
						H	\$2,746
						I	\$3,069
						J	\$3,457
						L1	\$2,681
						L2	\$2,940


**To Order, Specify:**

- 1 Model Number
- 2 Fabric Selection - vendor, pattern and color  
Visit [www.jsifurniture.com/finishes-and-materials/textiles](http://www.jsifurniture.com/finishes-and-materials/textiles) for our textiles program.  
See selection of standard and graded in manufacturers and patterns.
- 3 Optional Aluminum Base - add \$116 list
- 4 Optional Premium Polished Trim Grey Dual Wheel  
Soft Urethane Caster add \$366 list
- 5 Optional Aluminum Cantilever Arm - Black Cap add \$127 list,  
Grey Cap add \$157 (cantilever arm models only)
- 6 Optional Seat Depth Slide - add \$44 list (synchro tilt models only)
- 7 Optional Metal Handle - Matte Black (MBK) add \$62 list,  
Nearly Chrome (NCH) add \$81 list
- 8 Optional Back Zipper Detail - add \$78 list (upholstered back models only)

**Specifications**

- Two piece molded plywood seat and back.
- Seat has 2 1/2" high density polyurethane foam.
- Back has 3/4" high density polyurethane foam.
- Upholstered back models are standard with double stitch outer back detail.
- Synchro models are standard with synchronized independent seat and back recline, lock pneumatic lift, tension adjustment, 6 position, 2 1/2" back height adjustment.
- High back models standard with back pull - stitch detail.
- Polyurethane base, glass reinforced nylon/5-prong/grip ring caster insertion.
- All models standard with 60 mm dual wheel non-hooded black nylon plastic casters.

Description	① Model	Specifications				List Price Per Grade	
	<b>PX824</b> · upholstered back · armless · swivel limited tilt · double stitch outer back detail · black polyurethane base · overall height range is 36 ¾ - 44 ¼ · seat height range is 20 - 27 ½	<b>Dimensions</b>	<b>D</b>	<b>W</b>	<b>H</b>	<b>COM</b>	<b>\$1,555</b>
		Overall	29 ½	29 ½	44 ¼	A	\$1,576
		Seat	16 ⅝	20 ¾	20	B	\$1,618
		<b>Upholstery</b>	<b>Shipping</b>			COL/C	\$1,691
		COM Ydg	2	Ctn Wt	46	D	\$1,784
		COL Sq Ft	40	Cu Ft	21	E	\$1,877
						F	\$2,021
						G	\$2,177
						H	\$2,342
						I	\$2,601
	<b>PX824L</b> · upholstered back · arm · swivel limited tilt · black urethane loop arms · double stitch outer back detail · black polyurethane base · overall height range is 36 ¾ - 44 ¼ · seat height range is 20 - 27 ½ · arm height range is 29 - 34 ¼	<b>Dimensions</b>	<b>D</b>	<b>W</b>	<b>H</b>	<b>COM</b>	<b>\$1,729</b>
		Overall	29 ½	29 ½	44 ¼	A	\$1,749
		Seat	16 ⅝	20 ¾	20	B	\$1,791
		Arm			34 ¼	COL/C	\$1,864
		<b>Upholstery</b>	<b>Shipping</b>			D	\$1,957
		COM Ydg	2	Ctn Wt	51	E	\$2,050
		COL Sq Ft	40	Cu Ft	21	F	\$2,194
						G	\$2,350
						H	\$2,515
						I	\$2,774
	<b>PX824S</b> · upholstered back · arm · swivel limited tilt · adjustable black urethane, slim profile T arm · double stitch outer back detail · black polyurethane base · overall height range is 36 ¾ - 44 ¼ · seat height range is 20 - 27 ½ · arm height range is 27 ⅞ - 36 ½	<b>Dimensions</b>	<b>D</b>	<b>W</b>	<b>H</b>	<b>COM</b>	<b>\$1,827</b>
		Overall	29 ½	29 ½	44 ¼	A	\$1,848
		Seat	16 ⅝	20 ¾	20	B	\$1,890
		Arm			36	COL/C	\$1,961
		<b>Upholstery</b>	<b>Shipping</b>			D	\$2,055
		COM Ydg	2	Ctn Wt	52	E	\$2,148
		COL Sq Ft	40	Cu Ft	21	F	\$2,291
						G	\$2,448
						H	\$2,612
						I	\$2,872




Description	1 Model	Specifications				List Price Per Grade	
<b>Low Back Sit-to-Stand</b>  	<b>PX824C</b> • upholstered back • arm • swivel limited tilt • black urethane cantilever arm • double stitch outer back detail • black polyurethane base • overall height range is 36 ¾ - 44 ¼ • seat height range is 20 - 27 ½ • arm height range is 28 ¾ - 34 ½	<b>Dimensions</b>	<b>D</b>	<b>W</b>	<b>H</b>	<b>COM</b>	<b>\$1,774</b>
		Overall	29 ½	29 ½	44 ¼	<b>A</b>	<b>\$1,795</b>
		Seat	16 ⅝	20 ¾	20	<b>B</b>	<b>\$1,836</b>
		Arm			34 ⅝	<b>COL/C</b>	<b>\$1,910</b>
		<b>Upholstery</b>	<b>Shipping</b>			<b>D</b>	<b>\$2,003</b>
		COM Ydg	2	Ctn Wt	51	<b>E</b>	<b>\$2,096</b>
		COL Sq Ft	40	Cu Ft	21	<b>F</b>	<b>\$2,240</b>
						<b>G</b>	<b>\$2,395</b>
						<b>H</b>	<b>\$2,561</b>
						<b>I</b>	<b>\$2,820</b>
						<b>J</b>	<b>\$3,129</b>
						<b>L1</b>	<b>\$2,508</b>
						<b>L2</b>	<b>\$2,716</b>


**To Order, Specify:**

- 1 Model Number
- 2 Fabric Selection - vendor, pattern and color  
Visit [www.jsifurniture.com/finishes-and-materials/textiles](http://www.jsifurniture.com/finishes-and-materials/textiles) for our textiles program.  
See selection of standard and graded in manufacturers and patterns.
- 3 Optional Aluminum Base - add \$116 list
- 4 Optional Premium Polished Trim Grey Dual Wheel  
Soft Urethane Caster add \$366 list
- 5 Optional Aluminum Cantilever Arm - Black Cap add \$127 list,  
Grey Cap add \$157 (cantilever arm models only)
- 6 Optional Metal Handle - Matte Black (MBK) add \$62 list,  
Nearly Chrome (NCH) add \$81 list
- 7 Optional Back Zipper Detail - add \$78 list (upholstered back models only)

**Specifications**

- One piece molded plywood shell.
- Seat has 2 ½" high density polyurethane foam.
- Back has ¾" high density polyurethane foam.
- Upholstered back models are standard with double stitch outer back detail.
- Sit-to-Stand models are standard with 10 degree tilt, lock, pneumatic lift, tension adjustment.
- Foot ring 9" from floor, reposition with adjustment knob.
- Polyurethane base, glass reinforced nylon/5-prong/grip ring caster insertion.
- All models standard with 60 mm dual wheel non-hooded black nylon plastic casters.

Description	① Model	Specifications				List Price Per Grade	
	<b>PX825</b> · upholstered back · armless · swivel limited tilt · double stitch outer back detail · black polyurethane base · overall height range is 42 ½ - 49 ½ · seat height range is 20 - 27 ½	<b>Dimensions</b>	<b>D</b>	<b>W</b>	<b>H</b>	<b>COM</b>	<b>\$1,608</b>
		Overall	29 ½	29 ½	49 ½	A	\$1,632
		Seat	16 ⅝	20 ¾	20	B	\$1,679
		<b>Upholstery</b>		<b>Shipping</b>		COL/C	\$1,760
		COM Ydg	2 ¼	Ctn Wt	50	D	\$1,865
		COL Sq Ft	45	Cu Ft	25	E	\$1,970
						F	\$2,132
						G	\$2,307
						H	\$2,493
						I	\$2,783
	<b>PX825L</b> · upholstered back · arm · swivel limited tilt · black urethane loop arms · double stitch outer back detail · black polyurethane base · overall height range is 42 ½ - 49 ½ · seat height range is 20 - 27 ½ · arm height range is 29 - 34 ¼	<b>Dimensions</b>	<b>D</b>	<b>W</b>	<b>H</b>	<b>COM</b>	<b>\$1,762</b>
		Overall	29 ½	29 ½	49 ½	A	\$1,786
		Seat	16 ⅝	20 ¾	20	B	\$1,833
		Arm			34 ¼	COL/C	\$1,915
		<b>Upholstery</b>		<b>Shipping</b>		D	\$2,020
		COM Ydg	2 ¼	Ctn Wt	55	E	\$2,125
		COL Sq Ft	45	Cu Ft	25	F	\$2,287
						G	\$2,462
						H	\$2,648
						I	\$2,938
	<b>PX825S</b> · upholstered back · arm · swivel limited tilt · adjustable black urethane, slim profile T arm · double stitch outer back detail · black polyurethane base · overall height range is 42 ½ - 49 ½ · seat height range is 20 - 27 ½ · arm height range is 27 ⅞ - 36 ½	<b>Dimensions</b>	<b>D</b>	<b>W</b>	<b>H</b>	<b>COM</b>	<b>\$1,859</b>
		Overall	29 ½	29 ½	49 ½	A	\$1,882
		Seat	16 ⅝	20 ¾	20	B	\$1,930
		Arm			36	COL/C	\$2,011
		<b>Upholstery</b>		<b>Shipping</b>		D	\$2,116
		COM Ydg	2 ¼	Ctn Wt	56	E	\$2,221
		COL Sq Ft	45	Cu Ft	25	F	\$2,384
						G	\$2,559
						H	\$2,743
						I	\$3,034

Description	1 Model	Specifications				List Price Per Grade	
	<b>PX825C</b> • upholstered back • arm • swivel limited tilt • black urethane cantilever arm • double stitch outer back detail • black polyurethane base • overall height range is 42 1/8 - 49 5/8 • seat height range is 20 - 27 1/2 • arm height range is 28 7/8 - 34 1/8	Dimensions	D	W	H	COM	\$1,809
		Overall	29 1/2	29 1/2	49 5/8	A	\$1,832
		Seat	16 5/8	20 3/4	20	B	\$1,879
		Arm			34 1/8	COL/C	\$1,960
		Upholstery		Shipping		D	\$2,066
		COM Ydg	2 1/4	Ctn Wt	55	E	\$2,170
		COL Sq Ft	45	Cu Ft	25	F	\$2,332
						G	\$2,507
						H	\$2,693
						I	\$2,984
						J	\$3,334
						L1	\$2,635
						L2	\$2,867




**To Order, Specify:**


- 1 Model Number
- 2 Fabric Selection - vendor, pattern and color  
Visit [www.jsifurniture.com/finishes-and-materials/textiles](http://www.jsifurniture.com/finishes-and-materials/textiles) for our textiles program.  
See selection of standard and graded in manufacturers and patterns.
- 3 Optional Aluminum Base - add \$116 list
- 4 Optional Premium Polished Trim Grey Dual Wheel  
Soft Urethane Caster add \$366 list
- 5 Optional Aluminum Cantilever Arm - Black Cap add \$127 list,  
Grey Cap add \$157 (cantilever arm models only)
- 6 Optional Metal Handle - Matte Black (MBK) add \$62 list,  
Nearly Chrome (NCH) add \$81 list
- 7 Optional Back Zipper Detail - add \$78 list (upholstered back models only)

**Specifications**

- One piece molded plywood shell.
- Seat has 2 1/2" high density polyurethane foam.
- Back has 3/4" high density polyurethane foam.
- Upholstered back models are standard with double stitch outer back detail.
- Sit-to-Stand models are standard with 10 degree tilt, lock, pneumatic lift, tension adjustment.
- Foot ring 9" from floor, reposition with adjustment knob.
- Polyurethane base, glass reinforced nylon/5-prong/grip ring caster insertion.
- All models standard with 60 mm dual wheel non-hooded black nylon plastic casters.



Description	① Model	Specifications				List Price Per Grade	
	<b>PX827</b> · upholstered back · armless · swivel limited tilt · double stitch outer back detail · black polyurethane base · overall height range is 38 ¾ - 46 ¼ · seat height range is 22 - 29 ½	<b>Dimensions</b>	<b>D</b>	<b>W</b>	<b>H</b>	<b>COM</b>	<b>\$1,489</b>
		Overall	28 ½	28 ½	46 ¼	A	\$1,510
		Seat	16 ⅝	20 ¾	22	B	\$1,551
		<b>Upholstery</b>	<b>Shipping</b>			COL/C	\$1,624
		COM Ydg	2	Ctn Wt	45	D	\$1,718
		COL Sq Ft	40	Cu Ft	21	E	\$1,811
						F	\$1,955
						G	\$2,110
						H	\$2,276
						I	\$2,535
						J	\$2,845
						L1	\$2,224
						L2	\$2,431
	<b>PX827L</b> · upholstered back · arm · swivel limited tilt · black urethane loop arms · double stitch outer back detail · black polyurethane base · overall height range is 38 ¾ - 46 ¼ · seat height range is 22 - 29 ½ · arm height range is 31 - 36 ¼	<b>Dimensions</b>	<b>D</b>	<b>W</b>	<b>H</b>	<b>COM</b>	<b>\$1,665</b>
		Overall	28 ½	28 ½	46 ¼	A	\$1,686
		Seat	16 ⅝	20 ¾	22	B	\$1,728
		Arm			36 ¼	COL/C	\$1,799
		<b>Upholstery</b>	<b>Shipping</b>			D	\$1,894
		COM Ydg	2	Ctn Wt	50	E	\$1,986
		COL Sq Ft	40	Cu Ft	21	F	\$2,130
						G	\$2,286
						H	\$2,451
						I	\$2,711
						J	\$3,020
						L1	\$2,399
						L2	\$2,606
	<b>PX827S</b> · upholstered back · arm · swivel limited tilt · adjustable black urethane, slim profile T arm · double stitch outer back detail · black polyurethane base · overall height range is 38 ¾ - 46 ¼ · seat height range is 22 - 29 ½ · arm height range is 29 ⅝ - 38 ½	<b>Dimensions</b>	<b>D</b>	<b>W</b>	<b>H</b>	<b>COM</b>	<b>\$1,760</b>
		Overall	28 ½	28 ½	46 ¼	A	\$1,782
		Seat	16 ⅝	20 ¾	22	B	\$1,822
		Arm			38	COL/C	\$1,896
		<b>Upholstery</b>	<b>Shipping</b>			D	\$1,989
		COM Ydg	2	Ctn Wt	51	E	\$2,082
		COL Sq Ft	40	Cu Ft	21	F	\$2,226
						G	\$2,382
						H	\$2,547
						I	\$2,805
						J	\$3,115
						L1	\$2,494
						L2	\$2,702




Description	1 Model	Specifications				List Price Per Grade	
<b>Low Back Stool</b>  	<b>PX827C</b> • upholstered back • arm • swivel limited tilt • black urethane cantilever arm • double stitch outer back detail • black polyurethane base • overall height range is 38 ¾ - 46 ¼ • seat height range is 22 - 29 ½ • arm height range is 30 ¾ - 36 ½	<b>Dimensions</b>	<b>D</b>	<b>W</b>	<b>H</b>	<b>COM</b>	<b>\$1,708</b>
		Overall	28 ½	28 ½	46 ¼	<b>A</b>	<b>\$1,730</b>
		Seat	16 ⅝	20 ¾	22	<b>B</b>	<b>\$1,771</b>
		Arm			36 ½	<b>COL/C</b>	<b>\$1,843</b>
		<b>Upholstery</b>	<b>Shipping</b>			<b>D</b>	<b>\$1,937</b>
		COM Ydg	2	Ctn Wt	50	<b>E</b>	<b>\$2,030</b>
		COL Sq Ft	40	Cu Ft	21	<b>F</b>	<b>\$2,175</b>
						<b>G</b>	<b>\$2,329</b>
						<b>H</b>	<b>\$2,494</b>
						<b>I</b>	<b>\$2,754</b>
						<b>J</b>	<b>\$3,063</b>
						<b>L1</b>	<b>\$2,442</b>
						<b>L2</b>	<b>\$2,650</b>


**To Order, Specify:**

- 1 Model Number
- 2 Fabric Selection - vendor, pattern and color  
Visit [www.jsifurniture.com/finishes-and-materials/textiles](http://www.jsifurniture.com/finishes-and-materials/textiles) for our textiles program.  
See selection of standard and graded in manufacturers and patterns.
- 3 Optional Aluminum Base - add \$116 list
- 4 Optional Premium Polished Trim Grey Dual Wheel  
Soft Urethane Caster add \$366 list
- 5 Optional Aluminum Cantilever Arm - Black Cap add \$127 list,  
Grey Cap add \$157 (cantilever arm models only)
- 6 Optional Metal Handle - Matte Black (MBK) add \$62 list,  
Nearly Chrome (NCH) add \$81 list
- 7 Optional Back Zipper Detail - add \$78 list (upholstered back models only)

**Specifications**

- One piece molded plywood shell.
- Seat has 2 ½" high density polyurethane foam.
- Back has ¾" high density polyurethane foam.
- Upholstered back models are standard with double stitch outer back detail.
- Sit-to-Stand models are standard with 10 degree tilt, lock, pneumatic lift, tension adjustment.
- Foot ring 9" from floor, reposition with adjustment knob.
- Polyurethane base, glass reinforced nylon/5-prong/grip ring caster insertion.
- All models standard with 60 mm dual wheel non-hooded black nylon plastic casters.

Description	1 Model	Specifications				List Price Per Grade	
<div>Mid Back Stool</div> 	<div>PX828</div> <div><div>· upholstered back</div><div>· armless</div><div>· swivel limited tilt</div><div>· double stitch outer back detail</div><div>· black polyurethane base</div><div>· overall height range is 44 1⁄8 - 51 1⁄8</div><div>· seat height range is 22 - 29 1⁄2</div></div>	Dimensions	D	W	H	COM	\$1,543
		Overall	28 1⁄2	28 1⁄2	51 1⁄8	A	\$1,568
		Seat	16 5⁄8	20 3⁄4	22	B	\$1,614
		Upholstery		Shipping		COL/C	\$1,696
		COM Ydg	2 1⁄4	Ctn Wt	49	D	\$1,799
		COL Sq Ft	45	Cu Ft	25	E	\$1,905
						F	\$2,068
						G	\$2,242
						H	\$2,429
						I	\$2,718
<div>Mid Back Stool</div> 	<div>PX828L</div> <div><div>· upholstered back</div><div>· arm</div><div>· swivel limited tilt</div><div>· black urethane loop arms</div><div>· double stitch outer back detail</div><div>· black polyurethane base</div><div>· overall height range is 44 1⁄8 - 51 1⁄8</div><div>· seat height range is 22 - 29 1⁄2</div><div>· arm height range is 31 - 36 1⁄4</div></div>	Dimensions	D	W	H	COM	\$1,699
		Overall	28 1⁄2	28 1⁄2	51 1⁄8	A	\$1,722
		Seat	16 5⁄8	20 3⁄4	22	B	\$1,770
		Arm			36 1⁄4	COL/C	\$1,852
		Upholstery		Shipping		D	\$1,956
		COM Ydg	2 1⁄4	Ctn Wt	54	E	\$2,061
		COL Sq Ft	45	Cu Ft	25	F	\$2,224
						G	\$2,398
						H	\$2,585
						I	\$2,875
<div>Mid Back Stool</div> 	<div>PX828S</div> <div><div>· upholstered back</div><div>· arm</div><div>· swivel limited tilt</div><div>· adjustable black urethane, slim profile T arm</div><div>· double stitch outer back detail</div><div>· black polyurethane base</div><div>· overall height range is 44 1⁄8 - 51 1⁄8</div><div>· seat height range is 22 - 29 1⁄2</div></div>	Dimensions	D	W	H	COM	\$1,794
		Overall	28 1⁄2	28 1⁄2	51 1⁄8	A	\$1,818
		Seat	16 5⁄8	20 3⁄4	22	B	\$1,865
		Arm			38	COL/C	\$1,946
		Upholstery		Shipping		D	\$2,052
		COM Ydg	2 1⁄4	Ctn Wt	55	E	\$2,156
		COL Sq Ft	45	Cu Ft	25	F	\$2,319
						G	\$2,493
						H	\$2,679
						I	\$2,970

Description	1 Model	Specifications				List Price Per Grade	
	<b>PX828C</b> • upholstered back • arm • swivel limited tilt • black urethane cantilever arm • double stitch outer back detail • black polyurethane base • overall height range is 44 1/8" - 51 1/8" • seat height range is 22" - 29 1/2" • arm height range is 30 3/4" - 36 1/8"	Dimensions	D	W	H	COM	\$1,743
		Overall	28 1/2"	28 1/2"	51 1/8"	A	\$1,767
		Seat	16 5/8"	20 3/4"	22"	B	\$1,813
		Arm			36 1/8"	COL/C	\$1,895
		Upholstery		Shipping		D	\$2,000
		COM Ydg	2 1/4"	Ctn Wt	54	E	\$2,105
		COL Sq Ft	45	Cu Ft	25	F	\$2,267
						G	\$2,441
						H	\$2,628
						I	\$2,918
						J	\$3,268
						L1	\$2,568
						L2	\$2,802

**To Order, Specify:**

- 1 Model Number
- 2 Fabric Selection - vendor, pattern and color  
Visit [www.jsifurniture.com/finishes-and-materials/textiles](http://www.jsifurniture.com/finishes-and-materials/textiles) for our textiles program.  
See selection of standard and graded in manufacturers and patterns.
- 3 Optional Aluminum Base - add \$116 list
- 4 Optional Premium Polished Trim Grey Dual Wheel  
Soft Urethane Caster add \$366 list
- 5 Optional Aluminum Cantilever Arm - Black Cap add \$127 list,  
Grey Cap add \$157 (cantilever arm models only)
- 6 Optional Metal Handle - Matte Black (MBK) add \$62 list,  
Nearly Chrome (NCH) add \$81 list
- 7 Optional Back Zipper Detail - add \$78 list (upholstered back models only)

**Specifications**

- One piece molded plywood shell.
- Seat has 2 1/2" high density polyurethane foam.
- Back has 3/4" high density polyurethane foam.
- Upholstered back models are standard with double stitch outer back detail.
- Sit-to-Stand models are standard with 10 degree tilt, lock, pneumatic lift, tension adjustment.
- Foot ring 9" from floor, reposition with adjustment knob.
- Polyurethane base, glass reinforced nylon/5-prong/grip ring caster insertion.
- All models standard with 60 mm dual wheel non-hooded black nylon plastic casters.