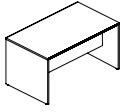
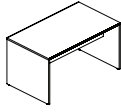


Reef Quickship Overview

Panel Tables

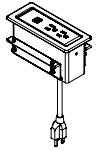


42" Panel Table
[Page RE6](#)



30" Panel Table
[Page RE6](#)

Electrical



Worksurface Power
[Page RE6](#)

Reef Quickship Product Information

JSI offers select Reef models, with select options, in our Quickship program. These items ship within 10 business days after receipt of a clean, credit approved purchase order. Items should be placed on order separate from standard lead time models.

Product for up to 10 offices of Reef can be included on a single Quickship order. Available capacity is filled by orders as they are received. If normal 10 day Quickship is not available because capacity has been filled, you will be immediately notified by JSI customer service. Changes and cancellations to Quickship orders are not allowed under any circumstances, nor are modifications to the predetermined Quickship offering. Limit one order per project.

A separate quickship catalog is available on the 20/20 Technologies through the CAP and Giza Platforms, as well as through Spec by Configura. Available product can also be specified from the Quickship tab on JSI's CET extension.

Finish and Reference Codes - Summary

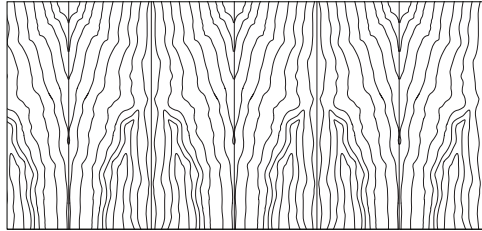
Select	Code	Select	Code
Essentials Veneer Collection	ESS	Veneer Laminates	
Brickdust	BRK	Black	BLK
Cask	CSK	Brickdust	BRK
Clay	CLY	Bridal Blanco	BBL
Fawn	FAW	Cask	CSK
Flint	FLN	Clay	CLY
Loft	LOF	Designer White	DWH
Mesa	MES	Fawn	FAW
Mineral	MIN	Flint	FLN
Mocha	MCH	Loft	LOF
Outback	OBK	Mesa	MES
Pilsner	PIL	Mineral	MIN
Umber	UMB	Mocha	MCH
Valley	VAL	Outback	OBK
		Pilsner	PIL
		Slate Grey	SLG
		Umber	UMB
		Valley	VAL

Reef Quickship Product Information

Veneer

Exterior Wood Materials

Exterior surfaces are made from the finest selected veneers to achieve clarity and consistency in the Reef Veneer product line. To attain a pleasing, symmetrical pattern, all cherry, maple, walnut, & black oak veneers are book-matched.



Book-Matched Example

Alternating pieces of veneer are flipped over so they face each other like the pages within a book.

Reef Quickship is available in cherry and walnut veneer. A wide range of wood stains have been formulated to enhance the beauty of the veneer.

Worksurface Construction

Worksurfaces are 1 $\frac{3}{16}$ " thick and are manufactured with 3-ply balanced construction. Surfaces are available in wood veneer or high pressure laminate. No additional charge for HPL worksurface when using the standard coordinating HPL match to a standard wood finish. Veneer tops feature 3mm thick matching veneer edgebands. HPL tops are constructed with internal solid hardwood lumber edgebands.

Case Construction

Veneer end panels are produced using a 1 $\frac{3}{16}$ " thick substrate with veneer surfaces and matching veneer bands on exposed edges. Stretcher panels are $\frac{3}{4}$ " thick on panel tables. Stretcher panels feature heavy duty metal brackets that bolt to metal insert nuts in end panels. 42" deep tables feature dual stretcher panels that are sized to provide proper support for worksurfaces. All tables have adjustable leveling glides. Tables require field assembly.

Finish - Stain/Colors

We offer a variety of wood stains on Reef. Samples are available upon request.

The chart below lists the veneers available on the Reef product for quickship

ESS Essentials Veneer Collection

BRK	Brickdust	MIN	Mineral
CSK	Cask	MCH	Mocha
CLY	Clay	OBK	Outback
FAW	Fawn	PIL	Pilsner
FLN	Flint	UMB	Umber
LOF	Loft	VAL	Valley
MES	Mesa		

Protective Top Coat

DuraTex™ offers exceptional hardness along with abrasion and impact resistance, it has been formulated to eliminate hazardous and harmful gases that are normally associated with wood finish.

DuraTex™ Features

Safety- Significantly reduces hazardous formaldehyde emissions which help improve the quality of the indoor air we breathe. Quality- Developed to be tough and durable with special attention to appearance. The DuraTex™ finish preserves the natural beauty of wood. Durability- Designed to meet a wide range of demanding performance and environmental standards to withstand even the highest wear and tear.

Finish Sheen

All veneer finishes, available in quickship, are standard in 35-sheen.

Reef Quickship Product Information

Laminate

Reef Laminate features TFL (thermally fused laminate) chassis and components.

Edges of the worksurface are impact resistant (PVC) on TFL tops. The wood grain laminate (Brickdust, Cask, Clay, Fawn, Flint, Loft, Mesa, Mineral, Mocha, Outback, Pilsner, Umber or Valley) features an embossed grain to hide finger prints and light scratches. The solid color laminates (Black, Bridal Blanco, Designer White or Slate Grey) are smooth to the touch with a semi-matte finish. All Reef Laminate products are indoor-air certified by GreenGuard.

The chart below lists the laminates available on the Reef product for quickship.

TFL Laminates

BLK	Black	MES	Mesa
BRK	Brickdust	MIN	Mineral
BBL	Bridal Blanco	MCH	Mocha
CSK	Cask	OBK	Outback
CLY	Clay	PIL	Pilsner
DWH	Designer White	SLG	Slate Grey
FAW	Fawn	UMB	Umber
FLN	Flint	VAL	Valley
LOF	Loft		

Worksurfaces

Worksurfaces are manufactured with 3-ply balanced construction. Tops are 1 $\frac{3}{16}$ " thick with coordinating PVC edges. Worksurfaces feature 3mm PVC edges on user sides. Edge detail is flat with eased edge on top and bottom. Worksurface ends are banded with 1mm PVC.

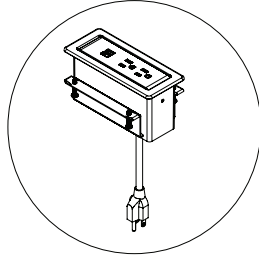
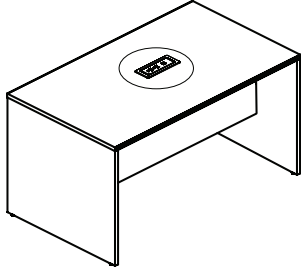
Case Construction

Reef Laminate end panels are produced using 1 $\frac{3}{16}$ " thick substrate with TFL surfaces and matching PVC bands on exposed edges. Stretcher panels are 1 $\frac{3}{16}$ " thick for layered tables and $\frac{3}{4}$ " thick on panel tables. Stretcher Panels feature heavy duty metal brackets that bolt to metal insert nuts in end panels. Reef 42" deep tables feature dual stretcher panels that are sized to provide proper support for worksurfaces. Worksurfaces are joined to end assemblies and stretcher panels by metal brackets and wood screws. Upper shelves on layered tables are 1 $\frac{1}{2}$ " thick and attach with Modeez connectors and metal brackets. All tables have adjustable leveling glides. Reef tables require field assembly.

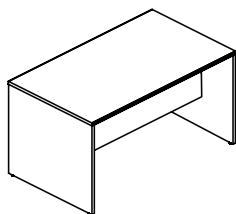
Reef Quickship Product Information

Optional Worksurface Power

Optional Worksurface Power (EC26) is available on 42" deep units. Indicate "to accommodate Worksurface Power" on your purchase order. When this option is specified the worksurface will have one cut out in the center. One EC26 Worksurface Power unit must be ordered separately, see page [RE6](#). Length of cord is 10 feet.



Description	D	W	H	CTN WT	CU FT	① Model	TFL Laminate List Price	Essentials Veneer List Price
42" h Panel Table	42	96	42	288	31	QRET4296-42PT	\$2,241	
	42	96	42	288	31	QREV4296-42PT		\$5,496
	42	72	42	241	26	QRET4272-42PT	\$1,987	
	42	72	42	241	26	QREV4272-42PT		\$4,886

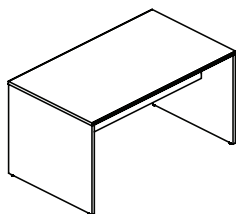


- ships KD
- vertical kneespace clearance 40 3/4"
- EC26 worksurface power available, specify "to accommodate worksurface power" on your purchase order; one EC26 unit must be ordered separately, see below

Laminate Specify: Model | Worksurface TFL Laminate | Panels TFL Laminate | EC26 Worksurface Power Cut Out

Veneer Specify: Model | Essentials Veneer | EC26 Worksurface Power Cut Out

30" h Panel Table	42	96	30	229	26	QRET4296-30PT	\$1,953	
	42	96	30	229	26	QREV4296-30PT		\$4,857
	42	72	30	190	21	QRET4272-30PT	\$1,716	
	42	72	30	190	21	QREV4272-30PT		\$4,312

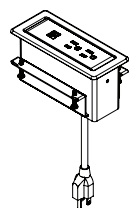


- ships KD
- vertical kneespace clearance 28 3/4"
- EC26 worksurface power available, specify "to accommodate worksurface power" on your purchase order; one EC26 unit must be ordered separately, see below

Laminate Specify: Model | Worksurface TFL Laminate | Panels TFL Laminate | EC26 Worksurface Power Cut Out

Veneer Specify: Model | Essentials Veneer | EC26 Worksurface Power Cut Out

Description	D	W	H	CTN WT	CU FT	① Model	List Price
Worksurface Power	2 5/8	6 3/8	3	3	1	QEC26	\$501



- two AC 15 amp 120 volt power outlets
- one 2.4A reversible USB-A charging port & one 60-watt USB-C power delivery port
- 120" power cord with molded plug
- UL listed
- meets UL spill requirements
- White (W) or Black (B) finish available, specify when ordering

Specify: Model | Finish Color