

Vision Quickship Product Information

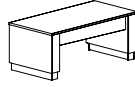
Height Adjustable Desk/Bridges/Returns/Credenzas



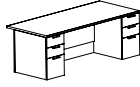
Adjustable Height Table Desk
[Page VQS8](#)



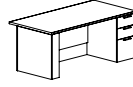
Adjustable Height Bridge
[Page VQS8](#)



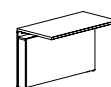
Adjustable Height Table Desk
[Page VQS9](#)



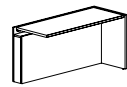
Adjustable Height Double Pedestal Desk
[Page VQS9](#)



Adjustable Height Single Pedestal Desk
[Page VQS10](#)



Adjustable Height Bridge
[Page VQS10](#)

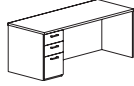


Adjustable Height Workwall Return
[Page VQS11](#)

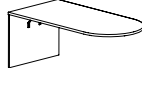
Desks



Double Pedestal
[Page VQS12](#)



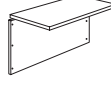
Single Pedestal Desk
[Page VQS13](#)



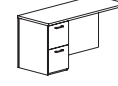
Peninsula Desk
[Page VQS14](#)



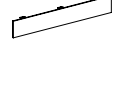
Column Base
[Page VQS15](#)



Bridge with Modesty Panel
[Page VQS13](#)



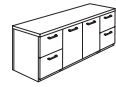
Returns
[Page VQS14](#)



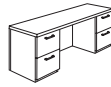
Square Corner Modesty Panel
[Page VQS14](#)

Bridge/Returns/Modesty Panel

Credenzas



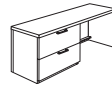
Storage Credenza
[Page VQS16](#)



Kneespace Credenza
[Page VQS16](#)



Single Pedestal Credenza
[Page VQS17](#)

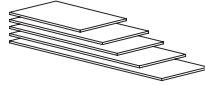


Lateral File Pedestal Credenza
[Page VQS17](#)

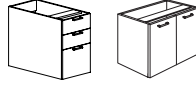
Modular Components



Full Height End Support
[Page VQS18](#)



Modular Surfaces
[Page VQS18](#)



Modular Pedestals
[Page VQS19](#)



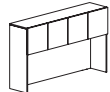
Modular Back Panels
[Page VQS20-21](#)

Fixed Height T-Base

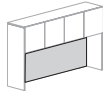


Fixed Height T-Base
[Page VQS21](#)

Overhead Cabinets/Wall Mount Storage/Tackboards/Floating Shelf/Bookcases



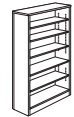
Storage Overhead Cabinet
[Page VQS22](#)



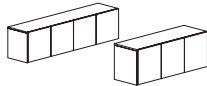
Tackboard for Front of Storage Overhead Cabinet
[Pages VQS23](#)



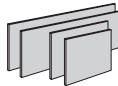
Bookcase Overhead
[Page VQS26](#)



Bookcases
[Page VQS26](#)



Wall Mount Overhead Cabinet
[Page VQS24](#)




Wall Mount Tackboards for Overhead Cabinets
[Page VQS25](#)



Floating Shelf
[Page VQS26](#)

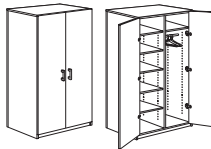
Lateral Files/Mobile Peds/Wardrobes/Storage Cabinet



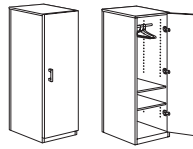
Lateral Files
[Page VQS27](#)



Mobile Pedestals
[Page VQS28](#)

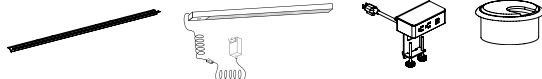


Wardrobes
[Page VQS29](#)



Storage Cabinets
[Page VQS29](#)

Accessories



[Page VQS30](#)

Vision Quickship Product Information

JSI offers select Vision models, with select options, in our Quickship program. These items ship within 10 business days after receipt of a clean, credit approved purchase order. Items should be placed on order separate from standard lead time models.

Product for up to 10 offices of Vision can be included on a single Quickship order. Available capacity is filled by orders as they are received. If normal 10 day Quickship is not available because capacity has been filled, you will be immediately notified by JSI customer service. Changes and cancellations to Quickship orders are not allowed under any circumstances, nor are modifications to the predetermined Quickship offering. Limit one order per project.

A separate quickship catalog is available on the 20/20 Technologies through the CAP and Giza Platforms, as well as through Spec by Configura. Available product can also be specified from the Quickship tab on JSI's CET extension.

Finish and Reference Codes - Summary

Select	Code	Select	Code	Select	Grade
Essentials Veneer Collection		Veneer Wood Grain Laminates		Fabric	
Brickdust	BRK	Brickdust	BRK	Momentum- Fuse	A
Cask	CSK	Cask	CSK	Momentum- Graph	B
Clay	CLY	Clay	CLY	Momentum- Guild	A
Fawn	FAW	Fawn	FAW	Momentum- Infinity C-Zero	C
Flint	FLN	Flint	FLN	Momentum- Origin	A
Loft	LOF	Loft	LOF	Maharam- Meld	C
Mesa	MES	Mesa	MES	Maharam- Messenger	C
Mineral	MIN	Mineral	MIN	Momentum- Silica Leather	F
Mocha	MCH	Mocha	MCH	Spradling Maglia	C
Outback	OBK	Outback	OBK	Spradling Silvertex	C
Pilsner	PIL	Pilsner	PIL	Stinson- Lara	C
Umber	UMB	Umber	UMB		
Valley	VAL	Valley	VAL		
		Solid Laminates			
		Black	BLK		
		Bridal Blanco	BBL		
		Designer White	DWH		
		Slate Grey	SLG		
		Select		Code	
		Pull & Finish Codes			
		Bar- Matte Black	MBK		
		Bar- Polished Nickel	PNK		
		Delve- Matte Black	MBK		
		Delve- Arctic Silver	ASL		
		Grommet Finish			
		Matte Black	MBK		
		Arctic Silver	ASL		
		Metal Colors			
		Arctic Silver	ASL		
		Matte Black	MBK		
		White	WH		

[Please consult carded textiles on website for a list of colorways available on Quickship from each pattern](#)

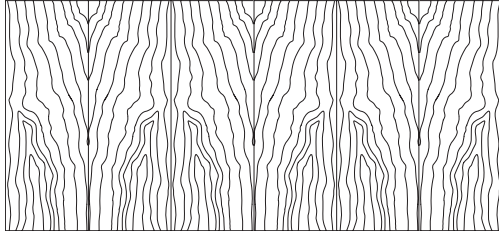
For General Terms & Conditions, Warranty or Care & Maintenance refer to JSI Commercial Price List

Vision Quickship Product Information

Veneer

Exterior Wood Materials

Exterior surfaces are made from the finest selected veneers to achieve clarity and consistency in the Vision product line. To attain a pleasing, symmetrical pattern, all cherry, and walnut veneers in Vision Quickship are book-matched. All exterior solid lumber is matched to coordinate with the veneer.



Book-Matched Example

Alternating pieces of veneer are flipped over so they face each other like the pages within a book

Vision Quickship is available in cherry and walnut veneer. A wide range of wood stains have been formulated to enhance the beauty of the veneer.

WorkSurface Construction

Veneer worksurfaces have a 3-ply balanced construction. The tops are 1 3/16" thick with solid matching hardwood edges.

Finish - Stain/Colors

We offer a variety of wood stains on Vision. Samples are available upon request.

The chart below lists the veneers available on the Vision product for quickship.

ESS Essentials Veneer Collection

BRK	Brickdust	MIN	Mineral
CSK	Cask	MCH	Mocha
CLY	Clay	OBK	Outback
FAW	Fawn	PIL	Pilsner
FLN	Flint	UMB	Umber
LOF	Loft	VAL	Valley
MES	Mesa		

Protective Top Coat

DuraTex™ offers exceptional hardness along with abrasion and impact resistance, it has been formulated to eliminate hazardous and harmful gases that are normally associated with wood finish.

DuraTex™ Features

Safety- Significantly reduces hazardous formaldehyde emissions which help improve the quality of the of the indoor air we breathe. **Quality-** Developed to be tough and durable with special attention to appearance. The DuraTex™ finish preserves the natural beauty of wood. **Durability-** Designed to meet a wide range of demanding performance and environmental standards to withstand even the highest wear and tear.

Finish Sheen

All veneer finishes, available in quickship, are standard in 35-sheen.

Laminates

Vision Laminate features TFL (thermally fused laminate) chassis and components.

Edges of the worksurface are impact resistant (PVC) on TFL tops. The wood grain laminate (Brickdust, Cask, Clay, Fawn, Flint, Loft, Mesa, Mineral, Mocha, Outback, Pilsner, Umber or Valley) features an embossed grain to hide finger prints and light scratches. The solid laminates (Black, Bridal Blanco, Designer White or Slate Grey) are smooth to the touch with a semi-matte finish. All Vision Laminate products are indoor-air certified by GreenGuard.

The chart below lists the laminates available on the Vision product for quickship.

TFL - Laminates

BLK	Black	MES	Mesa
BRK	Brickdust	MIN	Mineral
BBL	Bridal Blanco	MCH	Mocha
CSK	Cask	OBK	Outback
CLY	Clay	PIL	Pilsner
DWH	Designer White	SLG	Slate Grey
FAW	Fawn	UMB	Umber
FLN	Flint	VAL	Valley
LOF	Loft		

WorkSurfaces

Laminate worksurfaces have a 3-ply balanced construction. Tops are 1 3/16" thick with coordinating PVC edges. Primary worksurfaces feature 3mm PVC edges on the approach and user sides.

Bridge, return, credenza worksurfaces are profiled with a 3mm PVC edge on the user side only. Remaining edges are banded with 1mm PVC which creates a seamless appearance when units are mated end-to-end or back-to-back.

TFL features on Main Worksurfaces*

- fused to the 45 pound density substrate of the top for a durable wear resistance surface
- tops are laminated on both sides

Vision Quickship Product Information

Case Construction

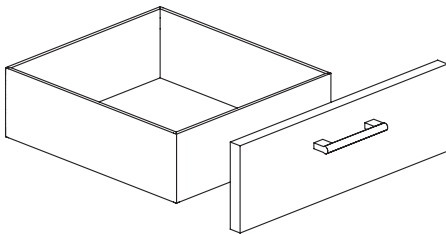
Panels for chassis consist of a ¾" thick substrate with TFL surfaces and PVC bands on exposed edges. Pedestals and cabinets are constructed with dowels reinforced with screws, and metal fasteners for increased stability.

Tops are secured to the chassis with screws through pre-bored stretcher rails and pocket holes.

Cabinet doors have 110° swing hinges to allow adequate access into the interior of the cabinet.

Drawers

The unidirectional V-Fold drawer box is a durable miter-fold drawer structure which is glued and doweled. The ½" thick drawer sides are wrapped in a high grade maple vinyl, with an attached front. The drawer front is attached to the four sided box.



Drawer Suspension

High quality black drawer suspension carries a lifetime warranty. File and box drawers have 100% full extension with over travel. Slides feature steel ball bearings for longer wear and positive, cushioned in/out stops.

Filing Hardware

All file drawers are constructed with a custom designed filing system for hanging folders.

Locking

All desks, returns, credenzas, lateral files and storage towers offer optional pedestal front locking to provide maximum security and flexibility in configuration. Up-charge applies.

When locks are ordered, units are shipped randomly keyed. Key alike units are available upon request for no additional charges. Removable cores for in-field re-keying are standard.

Pedestal Configuration

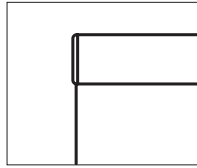
Single pedestal desks have one box/box/file pedestal. Double pedestal desks have a box/box/file pedestal on the left side and file/file pedestal on the right side. Returns are configured with either file/file or box/box/file pedestals. Credenzas are configured with file/file pedestals.

Overhead Construction

Veneer models are unfinished on the back side and fasteners are visible on the back of unit. Laminate models have visible fasteners on the back of unit.

Vision Quickship Product Information

Top Edge Profile



Eased (R3)

Top Edge Detail Location



desk



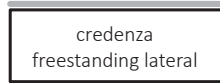
bullet desk

— = edge detail
 — = flat edge

bridge
return



credenza
freestanding lateral




Pull and Color Options



Bar

Matte Black (MBK)
 Polished Nickel (PNK)




Delve

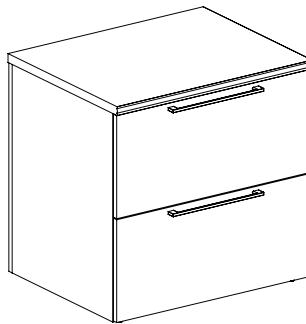
Arctic Silver (ASL)
 Matte Black (MBK)

Pull Alignment

Bar pulls are standard in one length for every application. Delve pulls offer an enhanced aesthetic on lateral files and vertical storage, replacing one or two standard pulls with an elongated version. In these cases, the longer pull is used in appropriate application- user need not specify.



Bar Pull

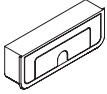


Delve Pull

Vision Quickship Product Information

Chassis End/Back Panel Grommet

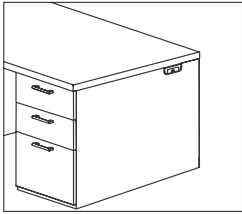
Chassis grommets, consisting of back and end panels, are available in Matte Black (MBK) or Arctic Silver (ASL). Due to the nature of wire management, grommets are selected for the complete chassis. Upcharge varies per model and is indicated on pricing pages.



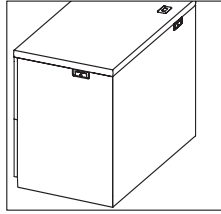
Arctic Silver (ASL)
Matte Black (MBK)

Chassis Grommet Locations

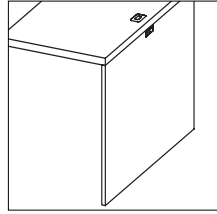
Vision offers optional grommets for wiring to pass thru the unit.



Desks - Credenza
End Panel Grommet



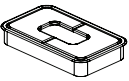
Returns
Work Surface Grommet
End Panel Grommet
Back Panel Grommet



Bridge
Work Surface Grommet
Back Panel Grommet

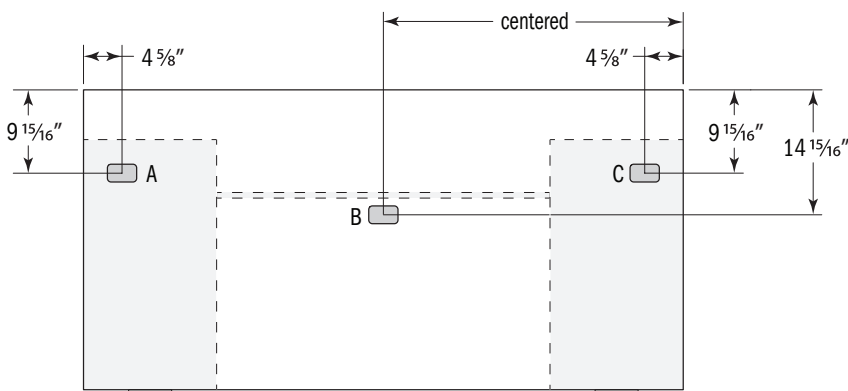
Worksurface Grommet

Standard worksurface grommets are indicated on specific model add \$58 list per location.



Arctic Silver (ASL)
Matte Black (MBK)


Standard Worksurface Grommet Locations



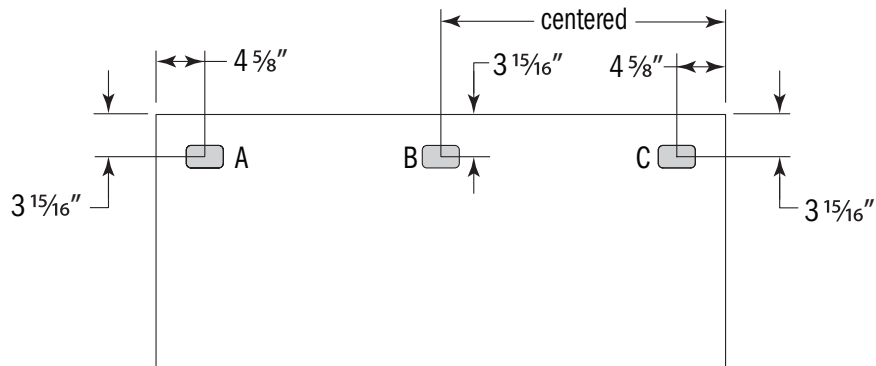
Desks with Overhangs

Vision Quickship Product Information

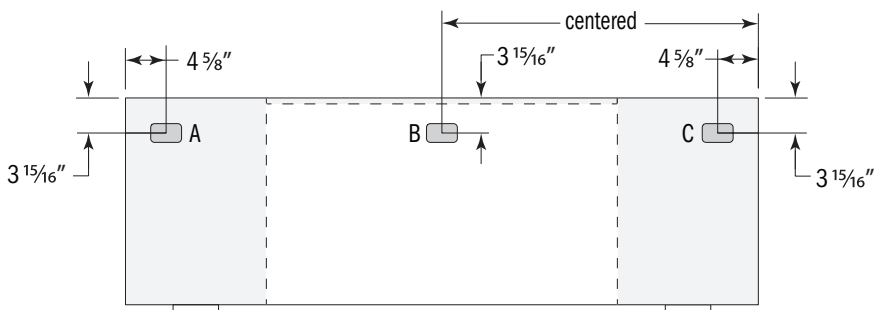
Worksurface Grommet Locations (continued)



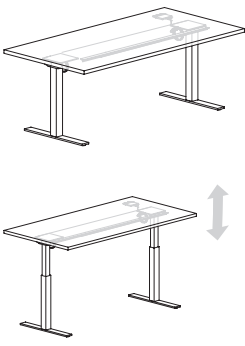
Support End and Run-Off Desks



Bridges and Returns



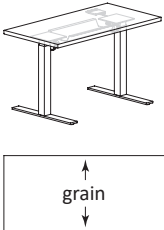
Credenzas

Description	D	W	H	CTN WT	CU FT	① Model	TFL Laminate	Essentials Veneer
Electric Adjustable Height Table Desk - Standard Range 	36	72	Adj	196	12	QVST3672AHTD-S	\$1,716	
	36	72	Adj	196	12	QVSV3672AHTD-S		\$2,195
	30	72	Adj	187	12	QVST3072AHTD-S	\$1,547	
	30	72	Adj	187	12	QVSV3072AHTD-S		\$2,044
	30	66	Adj	177	11	QVST3066AHTD-S	\$1,495	
	30	66	Adj	177	11	QVSV3066AHTD-S		\$1,961
	30	60	Adj	177	10	QVST3060AHTD-S	\$1,442	
	30	60	Adj	177	10	QVSV3060AHTD-S		\$1,872
	30	54	Adj	177	10	QVST3054AHTD-S	\$1,422	
	30	54	Adj	177	10	QVSV3054AHTD-S		\$1,783
	30	48	Adj	177	10	QVST3048AHTD-S	\$1,398	
	30	48	Adj	177	10	QVSV3048AHTD-S		\$1,696

- 27 3/4" to 47 7/16" height adjustment
- top edge profile on user and approach sides
- top grommet available, specify location; and add \$58 list each
- maximum weight rating 140 lbs. (evenly distributed load)
- push button control pad mounted right or left
- 120" power cord
- specify Arctic Silver (ASL), Matte Black (MBK) or White (WH) base finish
- ships KD

Laminate Specify: Model | Worksurface Laminate | Worksurface Grommet/Color | Base Finish

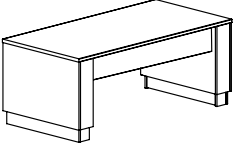
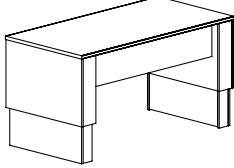
Veneer Specify: Model | Worksurface Material/Finish | Worksurface Grommet/Color | Base Finish

Electric Adjustable Height Bridge - Standard Range 	24	46	Adj	85	8	QVST2446AHB-S	\$1,381	
	24	46	Adj	85	8	QVSV2446AHB-S		\$1,657

- 27 3/4" to 47 7/16" height adjustment
- top edge profile on user and approach sides
- top grommet available, specify location; and add \$58 list each
- maximum weight rating 140 lbs. (evenly distributed load)
- push button control pad mounted right or left
- 120" power cord
- specify Arctic Silver (ASL), Matte Black (MBK) or White (WH) base finish
- ships KD
- 1" gap between credenza or desk top avoids pinch point

Laminate Specify: Model | Worksurface Laminate | Worksurface Grommet/Color | Base Finish

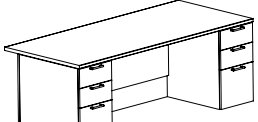
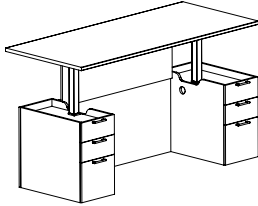
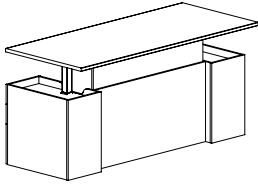
Veneer Specify: Model | Worksurface Material/Finish | Worksurface Grommet/Color | Base Finish

Description	D	W	H	CTN WT	CU FT	① Model	TFL Laminate	Essentials Veneer
Adjustable Height Table Desk  	36	72	Adj	327	52	QVST3672AHD	\$4,505	
	36	72	Adj	327	52	QVSV3672AHD		\$6,605
	30	72	Adj	285	44	QVST3072AHD	\$4,403	
	30	72	Adj	285	44	QVSV3072AHD		\$6,414
	30	66	Adj	276	40	QVST3066AHD	\$4,386	
	30	66	Adj	276	40	QVSV3066AHD		\$6,373
	30	60	Adj	267	37	QVST3060AHD	\$4,374	
	30	60	Adj	267	37	QVSV3060AHD		\$6,334

- 29 ½" to 49 ¾" height adjustment
- top edge profile on user side and approach sides
- top grommet available, specify location; and add \$58 list each
- maximum weight rating 140 lbs. (evenly distributed load)
- telescoping end panels
- 12" hanging modesty panel included, travels with top
- push button control pad mounted right or left
- 120" power cord
- ships KD

Laminate Specify: Model | Worksurface Laminate | Chassis Laminate | Worksurface Grommet/ Color

Veneer Specify: Model | Worksurface Material/Finish | Worksurface Grommet/Color

Adjustable Height Double Pedestal Desk with Break Front Modesty Panel   	36	72	Adj	373	52	QVST3672AHDD	\$5,621	
	36	72	Adj	373	52	QVSV3672AHDD		\$7,783
	30	72	Adj	356	44	QVST3072AHDD	\$5,594	
	30	72	Adj	356	44	QVSV3072AHDD		\$7,711
	30	66	Adj	344	40	QVST3066AHDD	\$5,553	
	30	66	Adj	344	40	QVSV3066AHDD		\$7,647

- 29 ½" to 49 ¾" height adjustment
- top edge profile on user side and approach sides
- top grommet available, specify location; and add \$58 list each
- maximum weight rating 140 lbs. (evenly distributed load)
- hanging modesty panel included, travels with top
- push button control pad mounted right or left
- 120" power cord
- specify Arctic Silver (ASL), Matte Black (MBK) or White (WH) metal finish
- locking available, specify and add \$178 list

Laminate Specify: Model | Worksurface Laminate | Chassis Laminate | Drawer Laminate | Worksurface Grommet/Color | Pull/Color | Locking/Color | Base Finish

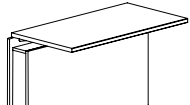
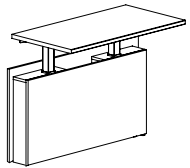
Veneer Specify: Model | Worksurface Material/Finish | Worksurface Grommet/Color | Pull/Color | Locking/Color | Base Finish

Description	D	W	H	CTN WT	CU FT	Model	TFL Laminate	Essentials Veneer
Adjustable Height Single Pedestal Desk with Break Front Modesty Panel  right shown 	36	72	Adj	357	52	QVST3672AHRD	\$5,346	
						QVSV3672AHRD		\$7,508
						QVST3672AHL D	\$5,346	
						QVSV3672AHL D		\$7,508
						QVST3072AHRD	\$5,319	
						QVSV3072AHRD		\$7,436
						QVST3072AHL D	\$5,319	
						QVSV3072AHL D		\$7,436
						QVST3066AHRD	\$5,278	
						QVSV3066AHRD		\$7,372
						QVST3066AHL D	\$5,278	
						QVSV3066AHL D		\$7,372
						QVST3060AHRD	\$5,235	
						QVSV3060AHRD		\$7,307
						QVST3060AHL D	\$5,235	
						QVSV3060AHL D		\$7,307

- 29 ½" to 49 ¾" height adjustment
- top edge profile on user side and approach sides
- top grommet available, specify location; and add \$58 list each
- maximum weight rating 140 lbs. (evenly distributed load)
- hanging modesty panel included, travels with top
- push button control pad mounted right or left
- 120" power cord
- specify Arctic Silver (ASL), Matte Black (MBK) or White (WH) metal finish
- locking available, specify and add \$90 list

Laminate Specify: Model | Worksurface Laminate | Chassis Laminate | Drawer Laminate | Pull/Color | Worksurface Grommet/Color | Locking/Color | Base Finish

Veneer Specify: Model | Worksurface Material/Finish | Pull/Color | Worksurface Grommet/Color | Locking/Color | Base Finish

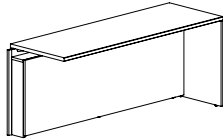
Adjustable Height Bridge  	24	48	Adj.	175	24	QVST2448AHB	\$3,393	
						QVSV2448AHB		\$4,683
						QVST2442AHB	\$3,352	
						QVSV2442AHB		\$4,618

- attaches to fixed height desk & credenza
- 29 ½" to 49 ¾" height adjustment
- top edge profile on user side
- top grommet available, specify location; and add \$58 list each
- 1" gap on ends
- maximum weight rating 140 lbs. (evenly distributed load)
- push button control pad mounted right or left
- 120" power cord
- specify Arctic Silver (ASL), Matte Black (MBK) or White (WH) metal finish

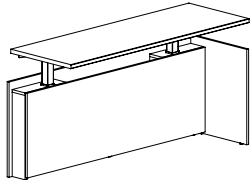
Laminate Specify: Model | Worksurface Laminate | Chassis Laminate | Worksurface Grommet/Color

Veneer Specify: Model | Worksurface Material/Finish | Worksurface Grommet/Color

Description	D	W	H	CTN WT	CU FT	① Model	TFL Laminate	Essentials Veneer
Adjustable Height Kneespace Return	24	48	Adj	205	24	QVST2448AHRR	\$3,543	
	24	48	Adj	205	24	QVSV2448AHRR		\$5,216
	24	48	Adj	205	24	QVST2448AHRL	\$3,543	
	24	48	Adj	205	24	QVSV2448AHRL		\$5,216



right shown

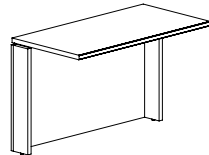


- attaches to fixed height desk
- 29 1/2" to 49 1/8" height adjustment
- top edge profile on user side
- top grommet available, specify location; and add \$58 list each
- 1" gap on attaching end
- maximum weight rating 140 lbs. (evenly distributed load)
- push button control pad mounted right or left
- 120" power cord
- specify Arctic Silver (ASL), Matte Black (MBK) or White (WH) metal finish

Laminate Specify: Model | Worksurface Laminate | Chassis Laminate | Worksurface Grommet/Color | Base Finish

Veneer Specify: Model | Worksurface Material/Finish | Worksurface Grommet/Color | Base Finish

Bridge with Modesty Panel for Adjustable Height	24	48	29 1/2	117	4	QVST2448AAEB	\$659	
	24	48	29 1/2	117	4	QVSV2448AAEB		\$843
	24	42	29 1/2	114	3	QVST2442AAEB	\$633	
	24	42	29 1/2	114	3	QVSV2442AAEB		\$806

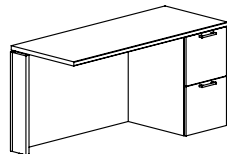


- attaches to adjustable height single pedestal desk on one end and fixed height credenza on other end
- top edge profile on user side
- top grommet available, specify location; and add \$58 list each
- 1" gap between bridge and desk surface
- chassis grommet available, specify and add \$56 list
- ships KD

Laminate Specify: Model | Worksurface Laminate | Worksurface Grommet/Color | Chassis Grommet/Color

Veneer Specify: Model | Worksurface Material/Finish | Worksurface Grommet/Color | Chassis Grommet/Color

File/File Return for Adjustable Height Desk	24	48	29 1/2	168	25	QVST2448AAERR	\$1,357	
	24	48	29 1/2	168	25	QVSV2448AAERR		\$2,497
	24	48	29 1/2	168	25	QVST2448AAELR	\$1,357	
	24	48	29 1/2	168	25	QVSV2448AAELR		\$2,497
	24	42	29 1/2	155	22	QVST2442AAERR	\$1,269	
	24	42	29 1/2	155	22	QVSV2442AAERR		\$2,423
	24	42	29 1/2	155	22	QVST2442AAELR	\$1,269	
	24	42	29 1/2	155	22	QVSV2442AAELR		\$2,423




right shown

- attaches to adjustable height case single pedestal desk
- 1" gap between return and desk surface
- top edge profile on user side
- top grommet available, specify location; and add \$58 list each
- chassis grommet available, specify and add \$112 list
- locking available, specify and add \$90 list

Laminate Specify: Model | Worksurface Laminate | Pull/Color | Worksurface Grommet/Color | Chassis Grommet/Color | Locking/Color

Veneer Specify: Model | Worksurface Material/Finish | Pull/Color | Worksurface Grommet/Color | Chassis Grommet/Color | Locking/Color

Description	D	W	H	CTN WT	CU FT	① Model	TFL Laminate	Essentials Veneer
Double Pedestal Desk with Break Front Modesty	36	72	29 ½	392	53	QVST3672DD	\$2,451	
	36	72	29 ½	392	53	QVSV3672DD		\$4,161




- top edge profile on user and approach sides
- top grommet available, specify location; and add \$58 list each
- chassis grommets available, specify and add \$112 list
- letter width pedestals
- locking available, specify and add \$178 list
- 6" overhang on approach side
- QVST3672DD or QVSV3672DD kneespace- 40 5/8"

Laminate Specify: Model | Worksurface Laminate | Chassis Laminate | Pull/Color | Worksurface Grommet/Color | Chassis Grommet/Color | Locking/Color

Veneer Specify: Model | Worksurface Material/Finish | Pull/Color | Worksurface Grommet/Color | Chassis Grommet/Color | Locking/Color

Double Pedestal with Break Front Modesty	30	72	29 ½	368	44	QVST3072DD	\$2,421	
	30	72	29 ½	368	44	QVSV3072DD		\$4,130
	30	66	29 ½	289	41	QVST3066DD	\$2,382	
	30	66	29 ½	289	41	QVSV3066DD		\$4,061
	30	60	29 ½	289	37	QVST3060DD	\$2,263	
	30	60	29 ½	289	37	QVSV3060DD		\$3,923

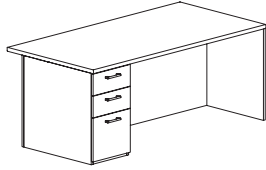


- top edge profile on user and approach sides
- top grommet available, specify location; and add \$58 list each
- chassis grommets available, specify and add \$112 list
- letter width pedestals
- locking available, specify and add \$178 list
- QVST3072DD or QVSV3072DD kneespace- 40 5/8"
- QVST3066DD or QVSV3066DD kneespace- 34 5/8"
- QVST3060DD or QVSV3060DD kneespace- 28 5/8"

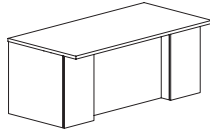
Laminate Specify: Model | Worksurface Laminate | Chassis Laminate | Pull/Color | Worksurface Grommet/Color | Chassis Grommet/Color | Locking/Color

Veneer Specify: Model | Worksurface Material/Finish | Pull/Color | Worksurface Grommet/Color | Chassis Grommet/Color | Locking/Color

Description	D	W	H	CTN WT	CU FT	① Model	TFL Laminate	Essentials Veneer
36"d Single Pedestal Desk with Break Front Modesty	36	72	29½	302	53	QVST3672RD	\$2,122	
	36	72	29½	302	53	QVSV3672RD		\$3,630
	36	72	29½	302	53	QVST3672LD	\$2,122	
	36	72	29½	302	53	QVSV3672LD		\$3,630



left shown




- top edge profile on user and approach sides
- top grommet available, specify location; and add \$58 list each
- chassis grommets available, specify and add \$112 list
- letter width pedestal
- locking available, specify and add \$90 list
- 6" overhang on approach side
- QVST3672RD, QVST3672LD, QVSV3672RD or QVSV3672LD chassis-30" x 72"

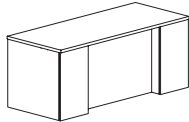
Laminate Specify: Model | Worksurface Laminate | Chassis Laminate | Pull/Color | Worksurface Grommet/Color | Chassis Grommet/Color | Locking/Color

Veneer Specify: Model | Worksurface Material/Finish | Pull/Color | Worksurface Grommet/Color | Chassis Grommet/Color | Locking/Color

30"d Single Pedestal Desk with Break Front Modesty	30	72	29½	290	44	QVST3072RD	\$2,092	
	30	72	29½	290	44	QVSV3072RD		\$3,560
	30	72	29½	290	44	QVST3072LD	\$2,092	
	30	72	29½	290	44	QVSV3072LD		\$3,560
	30	66	29½	262	41	QVST3066RD	\$2,004	
	30	66	29½	262	41	QVSV3066RD		\$3,360
	30	66	29½	262	41	QVST3066LD	\$2,004	
	30	66	29½	262	41	QVSV3066LD		\$3,360



left shown

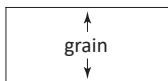
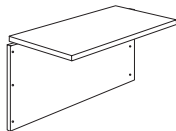


- top edge profile on user and approach sides
- top grommet available, specify location; and add \$58 list each
- chassis grommets available, specify and add \$112 list
- letter width pedestal
- locking available, specify and add \$90 list

Laminate Specify: Model | Worksurface Laminate | Chassis Laminate | Pull/Color | Worksurface Grommet/Color | Chassis Grommet/Color | Locking/Color

Veneer Specify: Model | Worksurface Material/Finish | Pull/Color | Worksurface Grommet/Color | Chassis Grommet/Color | Locking/Color


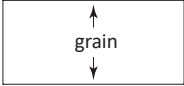
Bridge with Modesty Panel	24	48	29½	112	4	QVST2448EB	\$679	
	24	48	29½	112	4	QVSV2448EB		\$843
	24	42	29½	109	3	QVST2442EB	\$652	
	24	42	29½	109	3	QVSV2442EB		\$806



- top edge profile on user side
- short grain direction
- top grommet available, specify location, and add \$58 list each
- chassis grommet available, specify and add \$56 list

Laminate Specify: Model | Worksurface Laminate | Chassis Laminate | Worksurface Grommet/Color | Chassis Grommet/Color

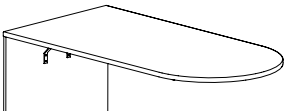

Veneer Specify: Model | Worksurface Material/Finish | Worksurface Grommet/Color | Chassis Grommet/Color

Description	D	W	H	CTN WT	CU FT	① Model	TFL Laminate	Essentials Veneer
 <p>left shown</p> 	24	48	29 ½	168	25	QVST2448ERR	\$1,398	
	24	48	29 ½	168	25	QVSV2448ERR		\$2,497
	24	48	29 ½	168	25	QVST2448ELR	\$1,398	
	24	48	29 ½	168	25	QVSV2448ELR		\$2,497
	24	42	29 ½	155	22	QVST2442ERR	\$1,308	
	24	42	29 ½	155	22	QVSV2442ERR		\$2,423
	24	42	29 ½	155	22	QVST2442ELR	\$1,308	
	24	42	29 ½	155	22	QVSV2442ELR		\$2,423

- top edge profile on user side
- short grain direction
- top grommet available, specify location, and add \$58 list each
- chassis grommets available, specify and add \$112 list
- letter width file/file pedestal
- locking available, specify and add \$90 list

Laminate Specify: Model | Worksurface Laminate | Chassis Laminate | Pull/Color | Worksurface Grommet/Color | Chassis Grommet/Color | Locking/Color

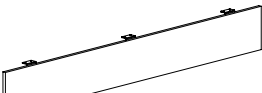
Veneer Specify: Model | Worksurface Material/Finish | Pull/Color | Worksurface Grommet/Color | Chassis Grommet/Color | Locking/Color

Bullet Peninsula Desk  	30	72	29 ½	158	44	QVST3072B	\$1,787	
	30	72	29 ½	158	44	QVSV3072B		\$3,087
	30	66	29 ½	152	41	QVST3066B	\$1,638	
	30	66	29 ½	152	41	QVSV3066B		\$2,825

- top edge profile on three open sides
- top grommet available, specify location, and add \$58 list each
- chassis grommet available, specify and add \$56 list
- non-handed
- not recommended for freestanding use
- column bases must be purchased separately; see page [VQS15](#)

Laminate Specify: Model | Worksurface Finish | Chassis Finish | Worksurface Grommet/Color | Chassis Grommet/Color

Veneer Specify: Model | Worksurface Material/Finish | Worksurface Grommet/Color | Chassis Grommet/Color

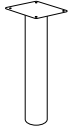
Square Corner Hanging Modesty Panel 	¾	53 ⅝	10	14	2	QVST5410HMPS	\$255	
	¾	53 ⅝	10	14	2	QVSV5410HMPS		\$705
	¾	47 ⅝	10	12	2	QVST4810HMPS	\$236	
	¾	47 ⅝	10	12	2	QVSV4810HMPS		\$689

- use with table desk, peninsula desk or run-off desk
- laminates up to 60" w runs vertical grain
- veneer runs vertical grain
- mounting bracket is always Black

Laminate Specify: Model | Laminate

Veneer Specify: Model | Finish

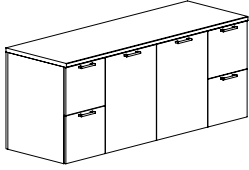
Description	D	W	H	CTN WT	CU FT	Model	List Price
Column Base	4	4	28 ⁵ / ₁₆	10	2	QGP0428COL	\$496



- used with peninsula and run-off desk
- 13 gauge steel
- specify Matte Black (MBK) or Arctic Silver (ASL) metal finish

Specify: Model | Metal Finish

Description	D	W	H	CTN WT	CU FT	① Model	TFL Laminate	Essentials Veneer
Storage Credenza	24	72	29 ½	309	36	QVST2472SC	\$2,588	
	24	72	29 ½	309	36	QVSV2472SC		\$4,054
	24	66	29 ½	285	33	QVST2466SC	\$2,417	
	24	66	29 ½	285	33	QVSV2466SC		\$3,768

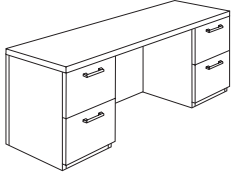


- top edge profile on user side
- top grommet available, specify location, and add \$58 list each
- chassis grommets available, specify and add \$112 list
- file/file pedestals- letter width
- adjustable shelf in storage cabinet
- locking available, specify and add \$230 list

Laminate Specify: Model | Worksurface Finish | Chassis Finish | Pull/Color | Worksurface Grommet/Color | Chassis Grommet/Color | Locking/Color

Veneer Specify: Model | Worksurface Material/Finish | Pull/Color | Worksurface Grommet/Color | Chassis Grommet/Color | Locking/Color

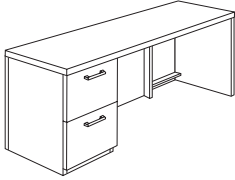
Kneespace Credenza	24	72	29 ½	261	36	QVST2472KC	\$2,364	
	24	72	29 ½	261	36	QVSV2472KC		\$3,814
	24	66	29 ½	243	33	QVST2466KC	\$2,182	
	24	66	29 ½	243	33	QVSV2466KC		\$3,507
	24	60	29 ½	231	30	QVST2460KC	\$2,142	
	24	60	29 ½	231	30	QVSV2460KC		\$3,416



- top edge profile on user side
- top grommet available, specify location, and add \$58 list each
- chassis grommets available, specify and add \$112 list
- file/file pedestals- letter width
- locking available, specify and add \$178 list
- kneespace for QVSV2472KC- 40 ¾"
- kneespace for QVSV2466KC- 34 ¾"
- kneespace for QVSV2460KC- 28 ¾"

Laminate Specify: Model | Worksurface Finish | Chassis Finish | Pull/Color | Worksurface Grommet/Color | Chassis Grommet/Color | Locking/Color

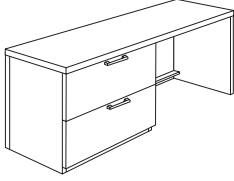
Veneer Specify: Model | Worksurface Material/Finish | Pull/Color | Worksurface Grommet/Color | Chassis Grommet/Color | Locking/Color

Description	D	W	H	CTN WT	CU FT	① Model	TFL Laminate	Essentials Veneer
24" d File/File Pedestal Credenza  left shown	24	72	29½	226	36	QVST2472RC	\$1,739	
	24	72	29½	226	36	QVSV2472RC		\$2,845
	24	72	29½	226	36	QVST2472LC	\$1,739	
	24	72	29½	226	36	QVSV2472LC		\$2,845
	24	66	29½	212	33	QVST2466RC	\$1,721	
	24	66	29½	212	33	QVSV2466RC		\$2,766
	24	66	29½	212	33	QVST2466LC	\$1,721	
	24	66	29½	212	33	QVSV2466LC		\$2,766
	24	60	29½	179	30	QVST2460RC	\$1,700	
	24	60	29½	179	30	QVSV2460RC		\$2,727
	24	60	29½	179	30	QVST2460LC	\$1,700	
	24	60	29½	179	30	QVSV2460LC		\$2,727

- top edge profile on user side
- top grommet available, specify location, and add \$58 list each
- chassis grommets available, specify and add \$112 list
- letter width pedestal
- locking available, specify and add \$90 list

Laminate Specify: Model | Worksurface Finish | Chassis Finish | Pull/Color | Worksurface Grommet/Color | Chassis Grommet/Color | Locking/Color

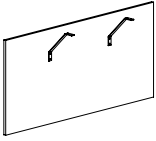
Veneer Specify: Model | Worksurface Material/Finish | Pull/Color | Worksurface Grommet/Color | Chassis Grommet/Color | Locking/Color

Lateral File Pedestal Credenza  left shown	24	72	29½	232	36	QVSV2472LRC	\$3,191
	24	72	29½	232	36	QVSV2472LLC	\$3,191

- top edge profile on user side
- top grommet available, specify location, and add \$58 list each
- chassis grommets available, specify and add \$112 list
- 36" w lateral file
- locking available, specify and add \$125 list

Veneer Specify: Model | Worksurface Material/Finish | Pull/ Finish | Worksurface Grommet/Color | Chassis Grommet/Color | Locking/Color

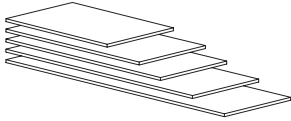
Description	D	W	H	CTN WT	CU FT	① Model	TFL Laminate
Full Height End Support with Metal Braces	9¾	23⅝	28⅝	26	5	QVST1030ASP	\$302
	9¾	23⅝	28⅝	22	4	QVST1024ASP	\$291



- use with peninsula or modular tops
- chassis grommet available, specify and add \$56 list

Laminate Specify: Model | Worksurface Laminate | Worksurface Grommet/Color

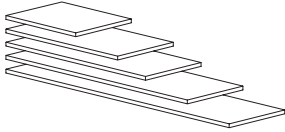
Modular Rectangular Desk Top	30	72	1¾	98	8	QVST3072MCT	\$618
	30	66	1¾	90	7	QVST3066MCT	\$567
	30	60	1¾	82	7	QVST3060MCT	\$522



- top edge profile on user and approach sides
- top grommet available, specify location, and add \$58 list each
- long grain direction

Laminate Specify: Model | Worksurface Laminate | Worksurface Grommet/Color

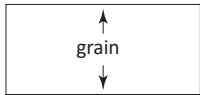
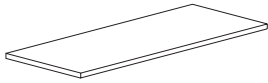
24" d Modular Credenza Top	24	72	1¾	78	7	QVST2472MCT	\$503
	24	66	1¾	72	7	QVST2466MCT	\$463
	24	60	1¾	65	6	QVST2460MCT	\$421



- top edge profile on user side
- top grommet available, specify location, and add \$58 list each
- long grain direction

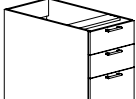
Laminate Specify: Model | Worksurface Laminate | Worksurface Grommet/Color

24" d Modular Return/Bridge Top	24	48	1¾	52	5	QVST4824MCT	\$354
	24	42	1¾	46	4	QVST4224MCT	\$334




- top edge profile on user side
- top grommet available, specify location, and add \$58 list each
- short grain direction

Laminate Specify: Model | Worksurface Laminate | Worksurface Grommet/Color

Description	D	W	H	CTN WT	CU FT	① Model	TFL Laminate
Modular Box/Box/File Pedestal 	28 ⁷ / ₈	18	28 ³ / ₈	103	11	QVST1830MBBF	\$993
	22 ⁷ / ₈	18	28 ³ / ₈	91	10	QVST1824MBBF	\$936
	28 ⁷ / ₈	15 ⁵ / ₈	28 ³ / ₈	99	10	QVST1630MBBF	\$883
	22 ⁷ / ₈	15 ⁵ / ₈	28 ³ / ₈	87	9	QVST1624MBBF	\$833

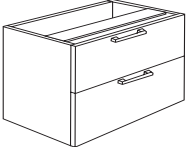
- chassis grommet available, specify and add \$56 list
- letter width pedestal
- locking available, specify and add \$90 list
- unit ships with support rails in back of unit- order modular back panel if not placed against the wall, see pages [VSQ18-19](#)

Laminate Specify: Model | Chassis Laminate | Drawer Front Laminate | Pull/Color | Chassis Grommet/Color | Locking/Color

Description	D	W	H	CTN WT	CU FT	① Model	TFL Laminate
Modular File/File Pedestal 	28 ⁷ / ₈	18	28 ³ / ₈	103	11	QVST1830MFF	\$974
	22 ⁷ / ₈	18	28 ³ / ₈	91	10	QVST1824MFF	\$915
	28 ⁷ / ₈	15 ⁵ / ₈	28 ³ / ₈	99	10	QVST1630MFF	\$866
	22 ⁷ / ₈	15 ⁵ / ₈	28 ³ / ₈	87	9	QVST1624MFF	\$814

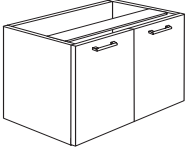
- chassis grommet available, specify and add \$56 list
- letter width pedestal
- locking available, specify and add \$90 list
- unit ships with support rails in back of unit- order modular back panel if not placed against the wall, see pages [VSQ18-19](#)

Laminate Specify: Model | Chassis Laminate | Drawer Front Laminate | Pull/Color | Chassis Grommet/ Finish | Locking/Color

Description	D	W	H	CTN WT	CU FT	① Model	TFL Laminate
Modular Lateral File Pedestal 	22 ⁷ / ₈	35 ⁷ / ₈	28 ³ / ₈	147	18	QVST3624MLF	\$1,138
	22 ⁷ / ₈	29 ⁷ / ₈	28 ³ / ₈	138	15	QVST3024MLF	\$1,128

- chassis grommet available, specify and add \$56 list
- locking available, specify and add \$125 list
- unit ships with support rails in back of unit- order modular back panel if not placed against the wall, see pages [VSQ18-19](#)

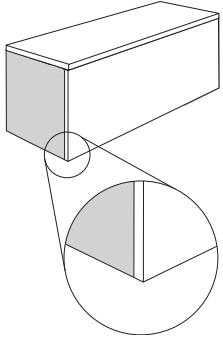
Laminate Specify: Model | Chassis Laminate | Drawer Front Laminate | Pull/Color | Chassis Grommet/ Finish | Locking/Color

Description	D	W	H	CTN WT	CU FT	① Model	TFL Laminate
Modular Hinged Door Pedestal 	22 ⁷ / ₈	35 ⁷ / ₈	28 ³ / ₈	108	18	QVST3624MSC	\$953
	22 ⁷ / ₈	29 ⁷ / ₈	28 ³ / ₈	108	15	QVST3024MSC	\$903

- chassis grommet available, specify and add \$56 list
- adjustable shelf in storage cabinet
- locking available, specify and add \$53 list
- unit ships with support rails in back of unit- order modular back panel if not placed against the wall, see pages [VSQ18-19](#)

Laminate Specify: Model | Chassis Laminate | Drawer Front Laminate | Pull/ Finish | Chassis Grommet/Finish | Locking/Color

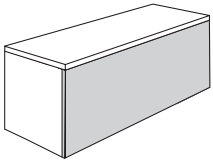
Description	D	W	H	CTN WT	CU FT	① Model	TFL Laminate
Modular End Panel for Shell Desks and Credenzas	¾	28 7/8	28 5/16	18	3	QVST29EP	\$227
	¾	22 7/8	28 5/16	14	2	QVST23EP	\$214



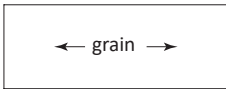
- use to create desk or credenza using modular top and modesty panel
- chassis grommet available, specify and add \$56 list
- metal attachment brackets field installed to allow for use as right or left

Laminate Specify: Model | Laminate | Chassis Grommet/Color

Modular Desk and Credenza Overlay Back Panel - Horizontal Grain	¾	71 7/8	28	55	6	QVST2872MBK	\$356
	¾	65 7/8	28	47	5	QVST2866MBK	\$334

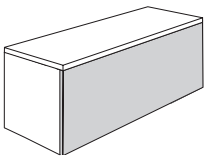


- use with modular pedestals and/or modular end panel for shell desk and credenza
- panel overlays the back of pedestals or end panel
- horizontal grain direction due to panel size limitations
- finished on both sides so can be used for open kneespace or shell applications
- chassis grommet available, specify and add \$56 list

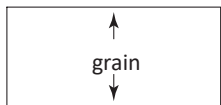


Laminate Specify: Model | Chassis Laminate | Chassis Grommet/Color

Modular Desk and Credenza Overlay Back Panels - Vertical Grain	¾	59 7/8	28	35	4	QVST6028MBK	\$334
---	---	--------	----	----	---	--------------------	--------------

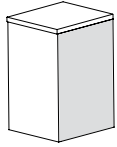


- use with modular pedestals and/or modular end panel for shell desk and credenza
- panel overlays the back of pedestals or end panel
- finished on both sides so can be used for open kneespace or shell applications
- chassis grommet available, specify and add \$56 list

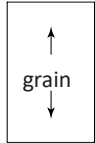


Laminate Specify: Model | Chassis Laminate | Chassis Grommet/Color

Description	D	W	H	CTN WT	CU FT	① Model	TFL Laminate
Modular Full Height Back Panel for Modular Pedestal	¾	18	28	15	2	QVST1828MPBK	\$173
	¾	15 ⅝	28	9	2	QVST1628MPBK	\$161

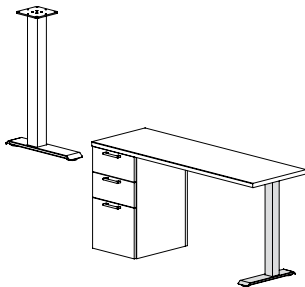


- use on back of modular pedestals
- panel overlays the back of pedestals



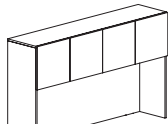
Laminate Specify: Model | Chassis Laminate

Description	D	W	H	CTN WT	CU FT	① Model	List Price
Fixed Height T-Base	18	3 ⅝	28	28	1	QVSB0418FTB	\$422



- used on one end of modular return or bridge when placed alongside height adjustable T-base units
- not intended to be used as a set for freestanding
- specify Arctic Silver (ASL) or Matte Black (MBK) metal finish

Specify: Model | Metal Finish

Description	D	W	H	CTN WT	CU FT	① Model	Laminate Door	Essentials Veneer Door
Storage Overhead Cabinet with Four Doors 	16 3/16	71 3/4	42 1/2	218	34	QVST1672SO	\$1,916	
	16 3/16	71 3/4	42 1/2	218	34	QVSV1672SO		\$3,136
	16 3/16	65 3/4	42 1/2	206	32	QVST1666SO	\$1,811	
	16 3/16	65 3/4	42 1/2	206	32	QVSV1666SO		\$2,994
	16 3/16	59 3/4	42 1/2	193	29	QVST1660SO	\$1,714	
	16 3/16	59 3/4	42 1/2	193	29	QVSV1660SO		\$2,860

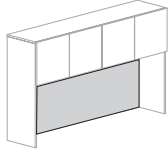
- locking available on laminate or wood doors, specify and add \$89 list
- small grommet in top of back to fit LED lights
- tackboards available, see pages [VSQ21](#)
- task lights available, see pages [VSQ28](#)
- 25" vertical clearance from desk top to bottom of valance rail
- pulls not available

Laminate Specify: Model | Chassis Laminate | Door Laminate | Locking/Color

Veneer Specify: Model | Chassis Material/Finish | Locking/Color

Description	D	W	H	CTN WT	CU FT	① Model	List Price Per Grade
Tackboard for Front of 72" w Storage Overhead Cabinet	1/2	70 1/8	23	15	5	QVSB7223TK	A \$526 B \$546 C \$607

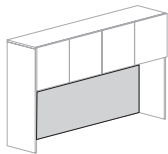
- for use with 72" w overhead



Specify: Model | Grade/Vendor/Pattern/Colorway

Tackboard for Front of 66" w Storage Overhead Cabinet	1/2	64 1/8	23	14	4	QVSB6623TK	A \$486 B \$504 C \$558
--	-----	--------	----	----	---	-------------------	--

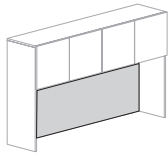
- for use with 66" w overhead



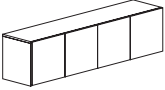
Specify: Model | Grade/Vendor/Pattern/Colorway

Tackboard for Front of 60" w Storage Overhead Cabinet	1/2	58 1/8	23	11	4	QVSB6023TK	A \$471 B \$490 C \$544
--	-----	--------	----	----	---	-------------------	--

- for use with 60" w overhead




Specify: Model | Grade/Vendor/Pattern/Colorway

Description	D	W	H	CTN WT	CU FT	① Model	Laminate Door	Essentials Veneer Door
Wall Mount Overhead Cabinet with Four Doors 	16 3/16	72	17 1/2	187	16	QVST1672WSO	\$1,714	
	16 3/16	72	17 1/2	187	16	QVSV1672WSO		\$2,901
	16 3/16	66	17 1/2	174	15	QVST1666WSO	\$1,588	
	16 3/16	66	17 1/2	174	15	QVSV1666WSO		\$2,774
	16 3/16	60	17 1/2	163	13	QVST1660WSO	\$1,456	
	16 3/16	60	17 1/2	163	13	QVSV1660WSO		\$2,544

- locking available on laminate or wood doors, specify and add \$89 list
- supported by wall cleat- hardware provided by installer
- no pulls

Laminate Specify: Model | Chassis Laminate | Door Laminate | Locking/Color

Veneer Specify: Model | Chassis Material/Finish | Locking/Color

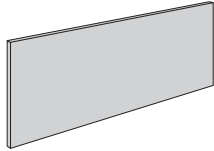
Description	D	W	H	CTN WT	CU FT	① Model	Laminate Door	Essentials Veneer Door
Wall Mount Overhead Cabinet with Three Doors 	16 3/16	48	17 1/2	154	11	QVST1648WSOR	\$1,262	
	16 3/16	48	17 1/2	154	11	QVSV1648WSOR		\$2,081
	16 3/16	48	17 1/2	154	11	QVST1648WSOL	\$1,262	
	16 3/16	48	17 1/2	154	11	QVSV1648WSOL		\$2,081

- locking available on laminate or wood doors, specify and add \$84 list to laminate or veneer
- supported by wall cleat- hardware provided by installer
- right door configuration- 1 door hinges left and 2 doors hinge right
- left door configuration- 1 door hinges right and 2 doors hinge left
- no pulls

Laminate Specify: Model | Chassis Laminate | Door Laminate | Locking/Color

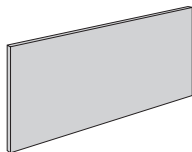
Veneer Specify: Model | Chassis Material/Finish | Locking/Color

Description	D	W	H	CTN WT	CU FT	① Model	List Price Per Grade
72" w Wall Mount Tackboard for Overhead Cabinet	1 ¼	71 ¾	21 ½	17	5	QVSB7222WT	A \$539
							B \$560
							C \$621



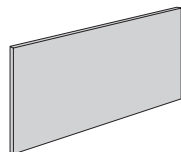
Specify: Model | Grade/Vendor/Pattern/Colorway

66" w Wall Mount Tackboard for Overhead Cabinet	1 ¼	65 ¾	21 ½	15	4	QVSB6622WT	A \$497
							B \$517
							C \$570



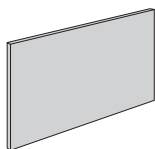
Specify: Model | Grade/Vendor/Pattern/Colorway

60" w Wall Mount Tackboard for Overhead Cabinet	1 ¼	59 ¾	21 ½	14	4	QVSB6022WT	A \$483
							B \$502
							C \$556




Specify: Model | Grade/Vendor/Pattern/Colorway

48" w Wall Mount Tackboard for Overhead Cabinet	1 ¼	47 ¾	21 ½	12	3	QVSB4822WT	A \$416
							B \$432
							C \$478




Specify: Model | Grade/Vendor/Pattern/Colorway

Description	D	W	H	CTN WT	CU FT	① Model	Laminate	Essentials Veneer
Floating Shelf 	7	72	1	14	2	QVST0772FS	\$494	
	7	72	1	14	2	QVSV0772FS		\$723
	7	66	1	13	2	QVST0766FS	\$476	
	7	66	1	13	2	QVSV0766FS		\$709
	7	60	1	12	1	QVST0760FS	\$460	
	7	60	1	12	1	QVSV0760FS		\$695
	7	36	1	8	1	QVST0736FS	\$375	
	7	36	1	8	1	QVSV0736FS		\$629

- concealed mounting brackets included

Laminate Specify: Model | Chassis Laminate

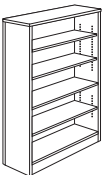
Veneer Specify: Model | Chassis Material/Finish

Bookcase Overhead 	15 7/16	35 3/4	42 1/2	78	13	QVST1636BO	\$1,190	
	15 7/16	35 3/4	42 1/2	78	13	QVSV1636BO		\$1,545

- fixed shelf on top, adjustable shelf on bottom

Laminate Specify: Model | Chassis Laminate

Veneer Specify: Model | Chassis Material/Finish

Bookcase 	15 7/16	35 3/4	72	155	30	QVST3672BC	\$1,490	
	15 7/16	35 3/4	72	155	30	QVSV3672BC		\$2,489

- three adjustable shelves
- one fixed shelf
- no profile edge
- unfinished backs

Laminate Specify: Model | Chassis Laminate

Veneer Specify: Model | Chassis Material/Finish

Description	D	W	H	CTN WT	CU FT	① Model	Laminate	Essentials Veneer
Lateral File	24	36	56 5/8	287	34	QVST2436-57LF	\$2,670	
	24	36	56 5/8	287	34	QVSV2436-57LF		\$3,633




- top edge profile on user side
- four drawers
- anti-tip interlock mechanism
- locking available, specify and add \$141 list

Laminate Specify: Model | Chassis Laminate | Drawer Laminate | Pull/ Finish | Pull/Color | Locking/Color

Veneer Specify: Model | Chassis Material/Finish | Pull/ Finish | Pull/Color | Locking/Color

Lateral File	24	36	29 1/2	192	19	QVST2436-30LF	\$1,401	
	24	36	29 1/2	192	19	QVSV2436-30LF		\$2,513




- top edge profile on user side
- two drawers
- chassis grommet available, specify and add \$56 list
- anti-tip interlock mechanism
- locking available, specify and add \$125 list

Laminate Specify: Model | Chassis Laminate | Drawer Laminate | Pull/Color | Locking/Color

Veneer Specify: Model | Chassis Material/Finish | Pull/Color | Locking/Color

Description	D	W	H	CTN WT	CU FT	① Model	List Price Per Grade
Laminate Box/File Mobile Pedestal with Cushion	17	15½	23	68	5	QVST1617-21BFMPC	A \$1,347 B \$1,356 C \$1,383


- locking available, specify and add \$90 list



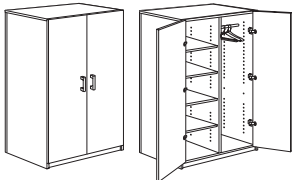
Laminate Specify: Model | Chassis Laminate | Drawer Laminate | Pull/ Finish | Locking/Color | Grade/Vendor/Pattern/Colorway

Veneer Box/File Mobile Pedestal with Cushion	17	15½	21	68	5	QVSV1617-21BFMPC	A \$2,000 B \$2,017 C \$2,048
---	----	-----	----	----	---	-------------------------	--

- locking available, specify and add \$90 list



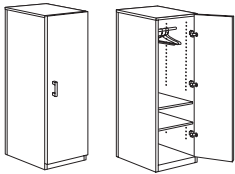
Veneer Specify: Model | Chassis Material/Finish | Pull/Color | Locking/Color | Grade/Vendor/Pattern/Colorway

Description	D	W	H	CTN WT	CU FT	① Model	Laminate	Essentials Veneer
72”h Wardrobe 	23 3/8	29 7/8	72	212	36	QVST2430-72W	\$2,649	
	23 3/8	29 7/8	72	212	36	QVSV2430-72W		\$3,979

- right side- chrome hanging bar
- left side- three adjustable shelves; shelf second from bottom fixed
- locking available, specify and add \$53 list

Laminate Specify: Model | Chassis Laminate | Door Laminate | Pull/Color | Locking/Color


Veneer Specify: Model | Chassis Material/Finish | Pull/Color | Locking/Color

72”h Wardrobe  right shown	23 3/8	17 7/8	72	155	23	QVST2418-72WR	\$1,908	
	23 3/8	17 7/8	72	155	23	QVSV2418-72WR		\$3,491
	23 3/8	17 7/8	72	155	23	QVST2418-72WL	\$1,908	
	23 3/8	17 7/8	72	155	23	QVSV2418-72WL		\$3,491

- chrome hanging bar at top
- one adjustable shelf and one fixed shelf 29” from cabinet floor
- locking available, specify and add \$46 list

Laminate Specify: Model | Chassis Laminate | Door Laminate | Pull/Color | Locking/Color


Veneer Specify: Model | Chassis Material/Finish | Pull/Color | Locking/Color

72”h File/File Lateral Storage Cabinet 	23 3/8	35 7/8	72	281	43	QVST2436-72FFT	\$3,556	
	23 3/8	35 7/8	72	281	43	QVSV2436-72FFT		\$5,752

- two adjustable shelves
- locking available, specify and add \$178 list

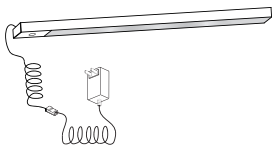
Laminate Specify: Model | Chassis Laminate | Door/Drawer Laminate | Pull/Color | Locking/Color

Veneer Specify: Model | Chassis Material/Finish | Pull/Color | Locking/Color

Description	D	W	H	CTN WT	CU FT	① Model	List Price
Metal Support Rail for Modular Work Surface 	2	67	¾	5	1	QGP0267SB	\$125
	2	61	¾	5	1	QGP0261SB	\$112
	2	55	¾	4	1	QGP0255SB	\$105
	2	49	¾	4	1	QGP0249SB	\$95
	2	43	¾	3	1	QGP0243SB	\$90

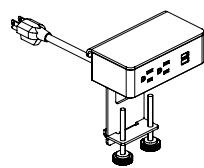
- black metal
- includes screws for attachment to worksurfaces 1" thick and greater
- required when worksurfaces unsupported span is greater than 48"
- QGP0267SB used where unsupported width span is 67" to 74"
- QGP0261SB used where unsupported width span is 63" to 68"
- QGP0255SB used where unsupported width span is 57" to 62"
- QGP0249SB used where unsupported width span is 51" to 56"
- QGP0243SB used where unsupported width span is 49" to 50"
- 30"d tops with unsupported span 63"-74" require 2 rails; 36"d & 42"d tops require 2 rails

Specify: Model

LED Tasklight 	½	45	¾	3	1	QTL45LEDF	\$321
	½	27	¾	3	1	QTL27LEDF	\$249


- low profile LED tasklight
- toggle on and off switch
- 4000K cool white
- 13ft cord
- dimmable
- includes attaching brackets, adhesive tape and wire manager

Specify: Model

Edge Mount Power 	3½	5½	7½	3	1	QEC28	\$442
---	----	----	----	---	---	--------------	--------------

- two power receptacles- 120 volt; 15 amp dual powered USB
- 72" power cord with molded plug
- White (W) or Black (B) finish available, specify when ordering
- UL recognized

Specify: Model | Finish

2" dia. Grommet 	2	2	⅞			QGP02FIG	\$38
--	---	---	---	--	--	-----------------	-------------

- use in panels ¾" thick or greater
- plastic sleeve and removable lid
- matte black (MBK)
- interior 1½" dia.
- recommended 1¾" dia. cut out for installation in field

Specify: Model