

Ramona Order Check List:



Specify:

- 1. Model Number
- 2. Wood Species - Maple (M)
- 3. Wood Finish
- 4. Fabric Selection - vendor, pattern and color
- 5. Optional Rubber Cushion Nylon Glides - no upcharge

Example:

RA2581C | M | AUB | MOMENTUM | VOX | MYSTIC
 (model #) | (wood species) | (finish) | (fabric vendor) | (pattern name) | (pattern color)

1. Model Number

2. Wood Species - Maple (M)

3. Wood Finish Options:

CAG Aged Ash Coordinate	CGR Graphite Coordinate
ALE Ale	HRV Harvest
AUB Auburn	CHL High Line Coordinate
BRL Barley	CKC Khaki Coordinate
CBE Blonde Echo Coordinate	LGC Legacy
BBN Bourbon	MCH Mocha
CBZ Brazilwood Coordinate	NTO Night Owl
BRG Brighton	COA Oatmeal Cookie Coordinate
BUT Butterscotch	CPI Pinnacle Walnut Coordinate
CIN Cinnamon	PRL Praline
CLA Classic	SAF Saffron
CCF Coffee Coordinate	SIE Sienna
CLL Collectors	CST Studio Teak Coordinate
CCR Cremello Coordinate	TOF Toffee
EAR Earthy	TRF Truffle
ESP Espresso	VEN Venetian
FLX Flax	CVI Vintage Coordinate
CFL Florence Walnut Coordinate	CWH Walnut Heights Coordinate
CFO Fossil Coordinate	CWE Weathered Ash Coordinate

4. Fabric Selection - Please supply the following:

- Fabric vendor
- Pattern name
- Pattern color

[For a complete list of JSI Graded-In Fabric click here](#)

When specifying contrasting upholstery, indicate clearly which upholstery is to be applied to the seat and back. Use higher grade pricing.

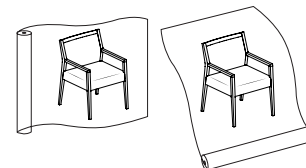
- Indicate direction of fabric - Railroaded or Up the Roll
- Please provide illustration, if available

All COM orders must include the following:

- Vendor's name, pattern name and color
- Sample of the fabric attached to order
- Model numbers of items for fabric application
- Special application instructions (e.g., all stripes will be applied front to back unless specified otherwise)
- Customer and purchase order number

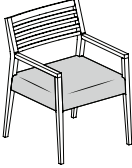
Ship prepaid COM material to:
 JSI
 Attn: COM Dept
 201 East Martin Street
 Receiving B, Dock 71
 Orleans, IN 47452


Application of fabric:
 Railroaded Up the Roll



All COM orders will ship at standard lead time from receipt of COM except for orders requiring special custom matched finishes.

5. Optional Rubber Cushion Nylon Glides - no upcharge

Description	1 Model	Specifications			List Price Per Grade	
Guest Chair 	RA2581C · upholstered seat · wood back slats	Dimensions	D	W	H	COM \$815
		Overall	25 ¼	22 ½	32 ¼	A \$830
		Seat	19 ¾	19 ¾	18	B \$850
		Arm			24 ¾	COL/C \$885
		Upholstery	Shipping			D \$930
		COM Ydg	1	Ctn Wt	22	E \$975
		COL Sq Ft	18	Cu Ft	14	F \$1,043
						G \$1,118
						H \$1,197
						I \$1,321
						J \$1,470
						L1 \$1,172
						L2 \$1,271

Guest Chair 	RA2581F · upholstered seat · ½ upholstered lower back with wood slats	Dimensions	D	W	H	COM \$919
		Overall	25 ¼	22 ½	32 ¼	A \$934
		Seat	19 ¾	19 ¾	18	B \$959
		Arm			24 ¾	COL/C \$1,002
		Upholstery	Shipping			D \$1,058
		COM Ydg	1 ¼	Ctn Wt	23	E \$1,114
		COL Sq Ft	14	Cu Ft	14	F \$1,200
						G \$1,293
						H \$1,392
						I \$1,546
						J \$1,732
						L1 \$1,361
						L2 \$1,485

To Order, Specify:

- 1 Model Number
- 2 Wood Species - Maple (M)
- 3 Wood Finish
- 4 Fabric Selection - vendor, pattern and color
- 5 Optional Rubber Cushion Nylon Glides - no upcharge

3 Wood Finish/Color Options:

CAG Aged Ash Coordinate	CGR Graphite Coordinate
ALE Ale	HRV Harvest
AUB Auburn	CHL High Line Coordinate
BRL Barley	CKC Khaki Coordinate
CBE Blonde Echo Coordinate	LGC Legacy
BBN Bourbon	MCH Mocha
CBZ Brazilwood Coordinate	NTO Night Owl
BRG Brighton	COA Oatmeal Cook Coordinate
BUT Butterscotch	CPI Pinnacle Walnut Coordinate
CIN Cinnamon	PRL Praline
CLA Classic	SAF Saffron
CCF Coffee Coordinate	SIE Sienna
CLL Collectors	CST Studio Teak Coordinate
CCR Cremello Coordinate	TOF Toffee
EAR Earthy	TRF Truffle
ESP Espresso	VEN Venetian
FLX Flax	CVI Vintage Coordinate
CFL Florence Walnut Coordinate	CWH Walnut Heights Coordinate
CFO Fossil Coordinate	CWE Weathered Ash Coordinate

Specifications

- Wood species - Maple.
- Solid Maple lumber exterior frame.
- Solid lumber interior frame.
- Seat has synthetic sheet webbing and 2" high density polyurethane foam.
- Solid hardwood back frame with synthetic sheet webbing and ¾" polyurethane foam.
- Wall saver feature.
- Mortise and tenon construction with corner blocks, glue and screws.
- Standard with rubber cushion metal glides.

When ordering Quickship products, place a "Q" in front of model number.
 Example: QGT4901D

NOW!
Need it.
 JSI Quickship

- 4 See a selection of graded in fabric manufacturers and patterns on pages 20-28 Contact Customer Service for additional fabric options.

Description

1 Model

Specifications

List Price Per Grade


Guest Chair

RA2581E

- upholstered seat
- ¾ upholstered back

Dimensions	D	W	H
Overall	25 ¼	22 ½	32 ¼
Seat	19 ¾	19 ¾	18
Arm			24 ¾
Upholstery		Shipping	
COM Ydg	1 ¼	Ctn Wt	23
COL Sq Ft	23	Cu Ft	14

- COM \$869
- A \$881
- B \$906
- COL/C \$950
- D \$1,006
- E \$1,061
- F \$1,148
- G \$1,240
- H \$1,340
- I \$1,494
- J \$1,680
- L1 \$1,309
- L2 \$1,432




Guest Chair

RA2581D

- upholstered seat
- fully upholstered back

Dimensions	D	W	H
Overall	25 ¼	22 ½	32 ¼
Seat	19 ¾	19 ¾	18
Arm			24 ¾
Upholstery		Shipping	
COM Ydg	1 ½	Ctn Wt	23
COL Sq Ft	27	Cu Ft	14

- COM \$893
- A \$908
- B \$937
- COL/C \$989
- D \$1,057
- E \$1,123
- F \$1,227
- G \$1,339
- H \$1,457
- I \$1,643
- J \$1,866
- L1 \$1,421
- L2 \$1,569



To Order, Specify:

- 1 Model Number
- 2 Wood Species - Maple (M)
- 3 Wood Finish
- 4 Fabric Selection - vendor, pattern and color
- 5 Optional Rubber Cushion Nylon Glides - no upcharge

3 Wood Finish/Color Options:

CAG Aged Ash Coordinate	CGR Graphite Coordinate
ALE Ale	HRV Harvest
AUB Auburn	CHL High Line Coordinate
BRL Barley	CKC Khaki Coordinate
CBE Blonde Echo Coordinate	LGC Legacy
BBN Bourbon	MCH Mocha
CBZ Brazilwood Coordinate	NTO Night Owl
BRG Brighton	COA Oatmeal Cook Coordinate
BUT Butterscotch	CPI Pinnacle Walnut Coordinate
CIN Cinnamon	PRL Praline
CLA Classic	SAF Saffron
CCF Coffee Coordinate	SIE Sienna
CLL Collectors	CST Studio Teak Coordinate
CCR Cremello Coordinate	TOF Toffee
EAR Earthy	TRF Truffle
ESP Espresso	VEN Venetian
FLX Flax	CVI Vintage Coordinate
CFL Florence Walnut Coordinate	CWH Walnut Heights Coordinate
CFD Fossil Coordinate	CWE Weathered Ash Coordinate

Specifications

- Wood species - Maple.
- Solid Maple lumber exterior frame.
- Solid lumber interior frame.
- Seat has synthetic sheet webbing and 2" high density polyurethane foam.
- Solid hardwood back frame with synthetic sheet webbing and ¾" polyurethane foam.
- Wall saver feature.
- Mortise and tenon construction with corner blocks, glue and screws.
- Standard with rubber cushion metal glides.

When ordering Quickship products, place a "Q" in front of model number.
Example: QGT4901D

NOW!
Need it.
JSI Quickship

- 4 See a selection of graded in fabric manufacturers and patterns on pages 20-28 Contact Customer Service for additional fabric options.