

metal seating



SATISSE

**COMFORT WHERE
IT'S NEEDED MOST.**

An inviting place to sit — a simple gesture that can mean so much to patients and families. With its comforting design and diverse offering, guests are encouraged to relax and find support in the moment.

Thoughtful design allows seamless reconfiguration, catering to changing priorities, floor plans, and cleaning regimens.

Designed by Mike Shields

meet Satisse.



A MAGLINX™ ATTRACTION.

MagLinx™ connectors make installation simple and rearranging spaces a breeze. These patent-pending glide connectors create an incredibly strong magnetic bond without requiring hardware or additional tools, resulting in furnishings with endless flexibility.





ATTRACTIVE SPACES THAT STAY THAT WAY.

With a beautiful form that follows function, Satisse features a wall-saver design that positions the back legs to protect walls from markings, as well as a clean out at the back of every seat, complementing the unique lines of each unit.



Satisse considers multiple aspects of patient comfort, including easy access chairs designed for patients needing additional assistance getting in and out of seated positions. Guest seating and inline tables may be installed with connecting hardware at the seat level.



DESIGN THAT SITS WELL WITH EVERYONE.

The arm arch design of Satisse allows everyone to settle into their most naturally comfortable resting position. The pommel arm grip is subtly curved to support visitors as they shift to stand.



Access to comfort is as important as access to care. Satisse puts everyone at ease by welcoming patients and their advocates with an offering that includes armless, high-back and seating in various widths.





MADE TO LAST.

resilient components

Built for demanding healthcare facilities, Satisse exceeds rigorous testing. Replaceable high-use parts extend the product's lifespan.

easy replacements

Designed for healthcare's challenges, Satisse seating ensures easy part replacement if damaged. This includes chair arms, seat and back.

Find the full list of replaceable parts in the Satisse price list.

cleanable materials

Satisse is thoughtfully designed to accommodate the cleaning regimens of clinical environments. Durable arm caps and frames wipe down quickly. Clean outs ensure ease of cleaning. Wall saver legs protect walls from scuffing and chairs from wear.

lifetime warranty

JSI warrants that each piece of furniture will be free from defects in workmanship, given normal use and care for as long as the original customer owns and uses the product.

JSI will, at its option, repair or replace with comparable product within the terms of the warranty. Learn more at jsifurniture.com/warranty

planning typicals

All typicals shown are available in the Satisse Design Tools on our website.



arm widths




narrow arm
- glide linking chairs
- available in freestanding and seat linking chairs



wide arm
- lounge
- available in freestanding and seat linking chairs

linking options



glide linking chairs
- MagLinx™ or BoltLinx glides
- narrow arm models only



seat linking chairs
- connecting hardware joins freestanding guest chairs
- standard or leveling glides
- narrow or wide arm models

arm caps



polyurethane



3D laminate



solid surface



solid wood

table edge profiles



laminate



3D laminate



solid surface




veneer


glides




standard



leveling



MagLinx™



BoltLinx


polyurethane




3D laminate




solid surface




solid wood



laminate



veneer



metal



SATISSE



guest



armless guest



bariatric guest



patient chair



easy access chair



two seat guest



single seat lounge



two seat lounge



freestanding tables



linking tables

Satisse is a metal seating family designed by Mike Shields

LOVE WHERE YOU THRIVE. LOVE WHERE YOU CARE.

love where you heal

