

pricelist

effective June 1, 2022

GSA Contract GS-28F-0030U
SIN #33721

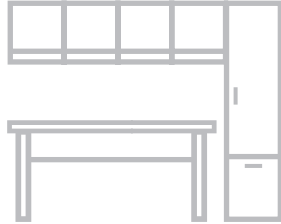
SEATING



JSI Price Lists

Tables + Casegoods

Apogee
Bourne Tables
Broadway
Brogan
Collective Conference
Finale
Lincoln
Native
Nosh
Privacy Program
Prost
Reef
Romy
Strata
Traditional
Trail
Walden
Wellington
Accessories



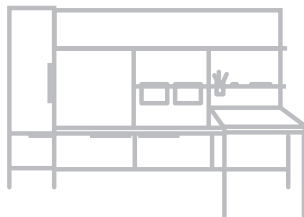
Lok

Training Tables
Teamwork Tables
Conference Tables
Occasional Tables



Flux

Private Office
Open Plan



Vision

Casegoods
Tables



Seating

Addison	Mackey
Americana	Madison
Ansen	Melrose
Arwyn	Millie
Avalon	Moto
Avini	Murphy
BeSpace	Newton
Boston	Olympian
Bourne Seating	Oxley
Bryn	Pillow
Caav	Portrait
Cabaret	Protocol
Class Act	Proxy
Classmate	Ramona
Collective Motion	Ria
Connect	Sosa
Encore	Tara
Esque	Teekan
Finn	Totem
Finn Nu	Trinity
Garvey R5	Tyler
Gatsby	Wink
Harbor	Ziva
Hoopz	
Indie	
Jude	
Knox	
Kyla	
Laurel	



Environmental Mission

Our vision and goal is a sustaining supplier, manufacturer and customer for the long term protection and preservation of our environment for future generations.

MISSION

To achieve this vision, we are dedicated to ensuring the health and wellbeing of all of our partners, reducing negative impact on the environment, and maintaining price structure by increasing efficiencies and reducing consumption.

JSI, and it's parent company, is an internal manufacturer and has been an environmentally conscious organization for more than 80 years.

We are proud to use wood as our primary sustainable material resource and all corporate policies and procedures support the efforts to "recover, recycle, reuse, repurpose, reduce, refuse, and re-engineer". In doing this, we are committed to the conservation of the environment and its natural resources as well as encouraging our suppliers and customers to do the same. A goal of a "Sustainable Partnership", supplier, manufacturer and customer, is essential for the long term protection preservation and sustainability of our environment for future generations.

LOCATION

Our manufacturing facilities are located in the center of Southern Indiana. With our diverse product offering and manufacturing capabilities, we provide a single source for all of your project needs allowing you to conserve our fossil fuels and reduce greenhouse gases.

PACKAGING

We place emphasis on the minimal use of disposable packaging while still providing adequate protection to the finished product. Our corrugated packaging is recyclable, reusable, and up to 100% recycled content. We reuse or recycle more than 175 tons of corrugated material annually.

REGULATORY

All of our manufacturing facilities are in compliance with applicable OSHA regulations and meet or exceed all applicable DEM and EPA regulations for air emissions, storm water and hazardous waste disposal.

MANUFACTURING FACILITIES

Our manufacturing facilities are geared toward eco-efficiency and are encouraged to continually improve and conserve. Solid wood not used in the direct manufacturing process is recovered for the operation of our dry kilns, thus reducing greenhouse gases, the use of fossil fuels, and the burden of waste placed on landfills. Composite panels not used in the direct manufacturing process are ground and sold for use as animal bedding and boiler fuel. In addition to other energy savings techniques, our manufacturing facilities use high efficient lighting, make use of power factor capacitors, and encourage all to conserve and reduce energy consumption and water usage. Condensation pumps are used to aid in water conservation as well as extending boiler life.

MANUFACTURING PROCESSES

Our finish processes utilize efficient spray guns and proper spray techniques to reduce wasted material. Excess finish material, solvents, and waste are recycled. Many of the assembly processes use water based glues that contain no hazardous ingredients.

TEXTILES

Many of our fabric options utilize up to 100% recycled content. Our leather alternative program includes selections that contain no toxic materials, plasticizers, heavy metals, or formaldehyde and have a 100% biodegradable back cloth. Some of the available panel fabric used, if discarded is a biological nutrient for the soil. Most of the components (foam, batting, and polycord) used in upholstered products are recyclable. Excess fabrics and leathers not utilized in the upholstery process go to recyclers and local charities for additional use.

WOOD

Wood is the most diverse, most process friendly, and most widely utilized natural resource in mankind's history. No other natural resource can match the environmental advantages of wood, including being renewable, recyclable, natural, carbon negative, and biodegradable. Utilizing the sun's energy, trees grow and remove carbon dioxide from the air while giving off oxygen to benefit the entire planet. Approximately 49% of wood's dry weight is carbon and harvesting mature trees in a sustainable forest, which has slowed in the absorption of carbon dioxide, allows the photosynthetic cycle to continue at full optimization and allow for the carbon to remain sequestered. We are proud to use wood as our primary "sustainable" renewable resource.

WOOD OPTIONS

Many environmentally friendly solid wood and engineered wood options are available for quote, including: Lyptus®, Plyboo®, reclaimed woods, agricultural and post-consumer waste fiber products, etc.

INDOOR AIR QUALITY

Our goal is to reduce the impact our products will have on the indoor air quality. We practice the latest technologies and utilize a third party to assure we meet this goal. GreenGuard, one of the leaders in IAQ certification, continues to certify our product offering with UL2818 - GreenGuard Indoor Air Quality certification.

PARTNERSHIPS

BIFMA
Business and Institutional Furniture Manufacturer Association
 USGBC
United States Green Building Council
 IIDA
International Interior Design Association
 FSC
Forest Stewardship Council - Forestland
 UL GreenGuard
Indiana Department of Natural/Resources - Division of Forestry -
Classified Forest, Wildlands Program

Lifetime Warranty

JSI warrants to the original purchaser that each piece of furniture will be free from defects in workmanship, given normal use and care for as long as the original customer owns and uses the product. Normal use is defined as the equivalent of a single shift, 40-hour work week.

JSI will, at its option, repair or replace with comparable product within the terms of the warranty.

Exceptions to Warranty:

12 Years (from date of purchase)

- Wood Seating
- Seating Controls
- Veneer Surfaces
- Laminate Surfaces
- Pneumatic Cylinders

5 Years (from date of purchase)

- Glides · Casters · Task Lights
- Mesh/Knit Material · Foam
- Florette Plastic Frame Chairs
- Electrical Components
- Electric Height Adjustable Bases

This Warranty Does Not Cover:

- Natural variations in color, grain or texture of wood and other covering materials over which JSI has no control.
- Normal wear, color fastness, shrinkage, puddling, wrinkling and stretching of upholsteries including fabric, vinyl, leather and other textiles. This warranty does not cover any defects that may arise in the use of COM or COL upholstery materials. Textile manufacturer's warranty will apply.
- Damages resulting from transportation, improper assembly, installation, handling, accident, user modification attachments, misuse, or neglect of product care.
- Damage resulting from extreme climate conditions.
- Finish damages resulting from normal wear and tear, improper maintenance, water damage, exposure to sunlight, extreme high or low humidity or temperature, or other acts of nature.
- Damage created by loading file drawers with anything other than hanging folders.

JSI makes no expressed or implied warranties to any product and, in particular, makes no warranty of merchantability of fitness for any particular purpose. JSI will not be liable for any consequential or incidental damages under this warranty.

Unique Characteristic of Natural Woods and Veneers

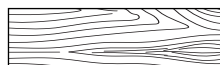
JSI uses high quality wood and veneer harvested from sustainably managed forests. Every tree has unique and defining characteristics, like fingerprints. These characteristics can be defined by differences in color, grain configuration, and textures. These characteristics will be more noticeable if the product has a clear or lighter finish.

Maple and Cherry species have a higher degree of uneven distribution of grain, small color streaks, and pin knots.

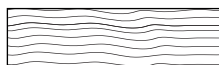
At JSI, we take care of selecting woods and veneers that are used in our products. With this in mind, we hope you appreciate the beauty of each tree's fingerprints. Products will not be replaced due to these natural characteristics.

Veneers can be sliced in a variety of ways to create unique patterns. JSI uses several different patterns, as shown below.

Flat (Plain) Cut as shown in diagram



Quarter Sliced as shown in diagram



Double Cut as shown in diagram



Rift Cut as shown in diagram



Double Cut

The Double Cut veneer is a processed product that has at least two cuttings to create the final veneers. These cuts of veneer strands are dyed and layered into a block to create variation of patterns from a very tight grain pattern to an exotic figure grain pattern.

JSI uses select beech, cherry, maple, oak and walnut cut wood products to produce the desired look of our furniture products.

Laminates (Veneer Series)

An alternative HPL (Higher Pressure Laminate) laminate work surface can be specified on most of our casework product lines. The specification pages will also list the available coordinating finishes.

Laminate Series

JSI laminate series offer a full laminated product with imprinted grain to hide finger prints and provide durability. The worksurface tops are HPL (High Pressure Laminate) or TFL (Thermal Fused Laminate). TFL is used on the product's chassis.

Please reference the featured highlights of each product line to identify the species, grain patterns, finishes for that product series

Finish - Top Coat

To reduce hazardous formaldehyde emissions, we use our proprietary specially designed top coat, DuraTex™. It significantly reduces hazardous formaldehyde emissions and helps improve indoor air quality.

Finish - Color/Stains

A wide range of stains are available to bring out the beautiful characteristics of each wood species. We coordinate finish color between our veneer stains and solid lumber stains; however, not all may be a perfect match. The stains are continually reviewed for accuracy of color, as well as a constant monitoring of the latest color trends in the furniture market.

Finish - Matching

Due to the natural characteristics of wood, environmental effects, and material upgrades, JSI cannot guarantee exact finish matches on existing furniture previously ordered.

If an exact match is required to accompany existing furniture, it must be specified at the time of order placement, so specific internal procedures can be followed to ensure a proper and acceptable finish match. We reserve the right to change our finish formula at any time to improve safety, quality, and appearance. Unless a finish match for existing furniture is requested at the time of ordering, we accept no liability for finish that may not match the existing furniture from prior orders.

Solid lumber may inherently have mineral streaks, pits, and various other natural occurrences. Care is taken in selecting the solid lumber to coordinate with the requested finish on our veneer products. This internal selection process is subject to availability of solid lumber parts.

Custom/Special Finishes

JSI, upon request, will accommodate special finishes. A written request is required to proceed with custom finish orders. A sample reference is required for first time matches and must be included with the written request.

There is a one time charge of **\$372 list per order** for any non-standard wood finish.

Orders will be entered noting the special finish. A sample match will be provided to the customer. Written approval is needed before the finish process can be started. Delays in approval may have an impact on lead times.

Every effort will be made to create the requested match; however, an acceptable match may not be possible because of natural variations of wood. These natural variations can also cause minor differences in the final finish product.

Samples

Samples of standard wood finishes, paints colors, metal colors, and standard laminate are available upon request. The fastest way for requests to be filled is by using our website. See below for options to request samples.

Website – jsifurniture.com (click the resource tab)

JSI Sales representatives

Phone – 800.457.4511 – Customer Service

Email – customerservice@jaspergroup.us.com

Pricing

Prices found in this document or on our website are list prices in U.S. dollars for standard product delivery to one destination. Prices do not include storage, installation, or taxes. Possession of this price list does not constitute an offer to sell. Orders can only be received from approved authorized JSI dealers.

Prices and product information in this document, as well as our website, are subject to change without notice. Reference website for most up to date product offering and pricing.

Orders

Detailed specification pages are available in the price list at the beginning of each series.

Additional information may be obtained by consulting the Customer Service Department or our website.

Indicate shipping address if different from billing address.

Send Orders To:

US Mail – JSI

225 Clay Street

Jasper, IN 47546

Fax – 812-482-1548

Email – orders@jaspergroup.us.com

JSI reserves the right to make changes in dimensions, styles, or specifications if we believe these changes will improve the safety, quality, or appearance of the product.

Acceptance of orders will be subject to credit approval, barring any acts of governments, or any other causes beyond our control (e.g. strikes, fire, embargo of materials, etc).

Product Modifications

While we offer a wide range of products to accommodate many possible solutions, we also recognize the needs for our products to be modified from our standard offering.

In the series introduction section of each product, we address modification options for that series.


To see if the desired modification is possible, please contact our Customer Service Department for a quote. Note that order quantities and material availability can affect the quote. Additional information may be requested to fully quote modifications.

Order Acknowledgments

All orders will be acknowledged promptly upon entry of a clean order. The acknowledgment will show how the order was entered, ship date and any other information pertinent to the order. It is the purchaser's responsibility to verify all the information on the acknowledgment carefully and notify us immediately, in writing, of any discrepancies.

Every reasonable effort is made to ship as acknowledged; however, the acknowledged ship date is approximate. Company will generally ship within five (5) working days of the acknowledged ship date. If a firm ship date is necessary, customer must inform company at time of order and company will make all reasonable efforts to meet each customer's request. Acknowledged shipping dates are contingent upon the force majeure conditions contained in these terms and conditions.

Quickship

Items indicated with a Quickship symbol  ship within 10 business days of receipt of a clean, credit approved purchase order. Product for up to 20 offices, 20 tables, or 40 seats can be selected from the Boston, Bourne, Brogan, Connect, Corbin, Flux, Garvey R5, Gatsby, Harbor, Indie, Madison, Moto, Newton, Proxy, Protocol, Ria, Ramona, Sosa, Tyler, Vision or Ziva series. See individual product pages for those models available on quickship. Available capacity is filled by orders as they are received. If normal 10 day Quickship is not available because capacity has been filled, you will be immediately notified. Changes and cancellations to Quickship orders are not allowed under any circumstances.

Delivery

Our freight policy consists of prepaid freight to the 48 contiguous states; all other shipments are prepaid to port of exit ONLY. JSI reserves the right to select the appropriate carrier and shipment routes, most shipments are on freight carriers that are dedicated furniture specialists. Standard deliveries require a DOCK that can accommodate **75 foot trucks**. Ownership and inspection of product is the responsibility of the buyer upon pickup by the freight carrier. Pricing in this book is for standard delivery only. Standard delivery does **not** include non-dock delivery, inside delivery, residential delivery or installation of product. Fees and changes for non-standard deliveries are listed below.

Standard Delivery Time

Between 8AM and 3PM Monday through Friday. Special delivery requests can be subject to additional fees to accommodate requests.

Cancellations and Changes

All orders are considered firm and are not subject to cancellation or change without approval from JSI. All approved changes are subject to additional charges and revised lead times

No Touch Freight

Our freight is considered "no touch". Therefore, customers are to be prepared to unload freight from inside the truck prior to arrival. In the instance that a driver must unload the shipment, driver assists fees will apply (see fees below).

On-Site Deliveries

Shipments to the installation site, and time deliveries are available on full truckloads or slightly less, at no additional charge. Shipments or timed deliveries for smaller shipments may not be available, or if available may require an additional charge.

Detention Fees

- Carriers are given two-hour maximum time allotment to unload for one-stop truckloads.
- Carriers are given one hour maximum time allotment to unload for multi-stop truckloads
- *Detention fees apply after allotted unloading time and will be at buyer's expense.

Fees

Orders of less than \$1,000 net \$90 net per order
 Weekday deliveries outside of standard delivery times \$300
 Weekend deliveries (Saturday or Sunday) \$600
 Liftgate Deliveries. \$500 minimum 7% of net price
 Driver Assist \$90
 Jobsite Non-Dock Delivery \$150 per truck
 Inside Delivery (first floor inside only) - no installation
 or carton removal. \$250 minimum 7% of net price
 NO RESIDENTIAL DELIVERIES

Warehouse/Storage Fees

Additional storage time with a provided two-week approved notice is calculated at 3% per month of the product amount or per day.

Please be Advised

- Reconsignment fees are the responsibility of the buyer.
- Any charges arising from failure to meet shipment, re-routing while in transit or carrier storage charges are the responsibility of the buyer.
- Contact Customer Service to inquire about skidding of products, special crating of products and product installation. These requests must be approved by JSI and made at the time of order.
- Carriers have the right to refuse delivery to a specified location if it conflicts with their liability policy.

Freight Damage

JSI products are packed in cartons and meet or exceed existing codes for furniture and seating products. All shipments are delivered to the carrier in good condition and our liability ceases thereafter. If delivery arrives short or damaged, contact the carrier immediately to file a claim. In the event of concealed damage, notify the carrier and request immediate inspection. Failure to file a claim within 15 days after receipt of merchandise constitutes acceptance and a waiver of any such claims. Please inspect merchandise immediately upon receipt, otherwise there is no recourse. Keep all cartons and packing material, discarding these materials may negate your claim.

Storage of product in areas of uncontrolled humidity and temperature may cause damage to the product and void the JSI warranty.

Repairs

JSI will not issue credit allowance for any type of repairs without prior written consent.

Sales order, product model numbers, and reason for repair will be expected in order to process the repair request. A digital photo will help to expedite the request. JSI reserves the right to recommend solutions for repair.

Returns

No merchandise may be returned to JSI without a signed Return Good Authorization (RGA) form issued by our Customer Service Department. Any authorized return not due to damage or defect will be assessed a 45% restocking fee and all return freight charges must be prepaid. Additional restocking fees may apply for any modification, special or custom built product.

Liability for defective merchandise shall be limited to replacement or repair.

Under no circumstance can we accept COD (Cash On Delivery) returns. Any such shipment will be refused.

Replacement Parts

Obtain information and pricing on replacement parts by contacting Customer Service. Please have the model number available when requesting replacement parts. Additional information may be required to ensure proper replacement parts.

Fire Retardancy

All JSI upholstered components comply with California Bureau of Home Furnishings and Thermal Insulation-Technical Bulletin 117-2013 issued by State of California Department of Consumer Affairs. This standard requires upholstered furniture to be safer from the hazards associated with smolder ignition in all four (4) categories of materials, as applicable.

Compliance with more stringent codes may require special manufacturing considerations and upcharges.

California Technical Bulletin 133 (CAL 133)

JSI uses a barrier material between the foam cushioning and the upholstery cover in order to comply with CAL 133. The standard upcharge on products specified to comply with CAL 133 is \$69 list per yard of textile.

JSI has performed a series of full scale fire tests on samples - representing worst case scenarios of upholstered units - to comply with the requirements of the state of California Technical Bulletin 133 (CAL 133). Products in compliance are labeled in accordance of the standards.

Some product designs and fabric cannot be combined to comply with CAL 133. Because of this, we reserve the right to reject any request for an upholstery cover, including COM, textile may not contain olefin or product style that we feel may compromise the integrity or safety of a product specified to comply with CAL 133.

Contact Customer Service for a quote if you require laboratory certification that a specific product and upholstery combination WILL PASS CAL 133. The quotation will include testing, video, and transportation charges plus the list cost of the sample.

Our standard lead time will apply to products that do not require certification. Allow an additional six weeks over the standard lead time for products that need actual laboratory certification.

The end user, specifier and/or dealer have the responsibility to make sure all products specified will meet the flammability and safety codes of the jurisdiction where the products will be located and used.

Flame Spread

All JSI may be required to comply with the requirements of Flame Spread based on ASTM standards/NFPA Life Safety Codes and general public knowledge are as follows:

Solid Wood - Class C
 Topcoats - Class A
 Carded Fabric - Class A
 Composite Panels - Class C
 Laminate - Class B

Plastics - According to the NFPA, the lack of stability of plastics under high temperature conditions and inherit combustibility have eliminated the use of plastics for applications requiring a flame spread rating.

Also be advised that improvements may be attained in certain instances with the addition of chemicals which may add additional costs, chemical exposure and/or compromise the integrity of the product.

Textile Carded Programs

JSI is proud to partner with Maharam, Momentum, Spradling, Stinson, Ultrafabrics, Camira and Cortina Leather. Please refer to our website for our standard patterns, along with the current grade.

<https://www.jsifurniture.com/finishes-and-materials/textiles>

Textile Grade-In Programs

For the convenience of our specifiers, we offer an extensive graded in program. Please reference our website for the most up to date information on our graded in program.

<https://www.jsifurniture.com/resources/textile-partner-info/overview/>

For additional specifications on the pattern or to order memo samples, please contact the textile suppliers directly:

Arc Com www.arc-com.com

Camira www.camirafabrics.com

DesignTex www.designtex.com

Maharam www.maharam.com

Mayer www.mayerfabrics.com

Momentum www.themomgroup.com

Spradling www.spradlingvinyl.com

Stinson www.cfstinson.com

Ultrafabrics www.ultrafabricsllc.com

Cortina Leather www.cortinaleathers.com

Any textile not graded in or pre-approved for COM/COL will require application test approval prior to order entry and shipment of fabric or leather to JSI. For current JSI grades and application status by series login in to [MyJSIPortal Fabrics](#) on jsi.furniture.com or contact customer service.

Indicate on purchase order if JSI is to order the fabric.

Grades and availability of fabric are subject to change without notice. Changes could include but are not limited to price increase, discontinued patterns, discontinued colors, etc. See jsifurniture.com for up to date information.

Many textiles have repeats and the additional yardage required has been factored in for textiles ordered through the JSI Carded and Grade-In Programs. We reserve the right not to match textiles with a horizontal or vertical repeat greater than 17". Additional charges may apply for textile being applied with special instructions.

Some fabric thickness or stiffness may cause issue with proper upholstering of tackable wall panels or upholstery privacy screens. Please contact customer service with concerns on the fabric thickness for these items.

COM/COL Address

JSI
Attn: COM/COL Department
Receiving B
Dock 71
201 East Martin St.
Orleans, IN 47452

Tag: Dealer Name / Purchase Order #

General COM Fabric/COL Hide Policy

Refer to the COM/COL Price Columns for list prices.

All yardage requirements listed in the price list are based upon 54" plain non-directional material. Additional yardage may be required based on fabric repeat and matching.

All square footage requirements for COL are based on an average hide size of 50 square feet.

Contact Customer Service for any of the following conditions:

- + approval of COM/COL to be used
(see policy on the next page)
- + fabric repeats greater than 3"
- + fabric less than 54" wide
- + leather hides smaller than 50 square feet
- + special application requirements request

When requesting information from Customer Service on COM/COL please supply the following information:

- + model number and quantity of the product the COM/COL will be applied
- + COM/COL textile supplier's name
- + name of pattern and color of the textile
- + any special application request

Customer Service will check the database to see if the textile has already been approved. If there is no record for this particular textile then a Memo Sample will be required.

JSI takes no responsibility when additional materials must be ordered.

COM Fabric Repeat Guide

Roll Width	Plain Fabric	1" - 5" Repeat	6" - 10" Repeat	11" - 15" Repeat	16" - 20" Repeat	21" - 30" Repeat	31" - 40" Repeat	41" - 50" Repeat
54"	0%	10%	15%	20%	25%	30%	40%	50%
53" to 51"	15%	20%	25%	30%	35%	40%	50%	60%
50" to 48"	30%	35%	40%	45%	50%	55%	70%	90%
47" to 36"	60%	65%	70%	75%	80%	85%	100%	120%

The percentage represents the additional fabric yardage that needs to be added to the COM yardage. Contact Customer Service for repeats greater than 50".

All COM/COL must meet applicable codes and regulations, including TB117-2013. By selecting COM/COL, customer certifies that the material meets such codes. JSI assumes no responsibility for the applicable codes and regulation regarding flammability rating and safety rating of any COM/COL.

JSI cannot be held responsible for receipt of defective fabrics, as we apply all COM as first quality goods.

We can take no responsibility for tailoring, wear-ability or application of COM/COL textiles. Any warranty claims for the COM/COL Textile materials will fall to the original vendor of the textile, not JSI.



COM Fabric/COL Hide Process for JSI Seating

General COM Fabric and COL Hide Policy also apply.

JSI will approve or disapprove COM/COL on all products. An approval of a textile from JSI makes no claim that performance, durability or tailoring of COM/COL will result in satisfactory upholstery. Every effort will be made to meet customer's expectation, but fabrics/leathers have unforeseen inherent characteristics that may limit JSI's ability to deliver a well tailored product.

Approval COM Textile/COL Hide Process for Seating

Follow the Steps Below:

1. Send a Memo Sample of the COM/COL (recommended memo be at least 4" x 4")
JSI
Attn: COM/COL Approval Department
201 East Martin Street
Receiving B, Dock 71
Orleans, IN 47452
2. Call our Customer Service Department at 812-482-3204 to request an electronic version of approval form.

Please send sample to:
JSI
Attn: COM/COL Approval Depart.
201 East Martin St.
Receiving B, Dock 71
Orleans, IN 47452

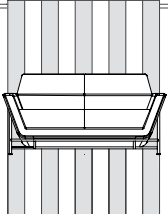
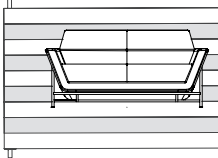
Please forward a copy of this form
to your JSI CSR for record keeping

Guide Order Form for COM and COL

① Order Information:

Quote #:	Purchase Order #:
Customer Service:	
Dealer Name/Project Name:	
Contact:	
Address:	
Phone:	Email:
Model Number(s) Receiving COM / COL:	

② Select off the bolt application: (Check one of the boxes)

<input type="checkbox"/> Up the roll (standard on most seating)	<input type="checkbox"/> Railroaded
	

③ Additional information:

④

Attach sample here.

JSI will review and test as needed all requests. You will be notified as soon as results are documented by our review personnel. JSI reserves the right to reject any COM/COL on our products. We will provide COM/COL explanation of any unapproved textile whenever possible.

Custom Options

Wood and Metal Laser Cut Backs

Many of our seating models are available with custom wood engraving or laser cut backs. University seals, logos, unique designs, or any type of graphic can be designed into the seating back for a custom creation. Copyright approval may be required. Consult JSI Customer Service for pricing and artwork specifications. Artwork must be submitted as a JPG or PDF file.



Wood Laser Engraving and Cut Outs General Pricing

* must order plain back when choosing these options

For Artwork 4" x 4" or Less	\$56 list per chair
For Artwork Less than 6" x 6"	\$99 list per chair
For Artwork Larger than 6" x 6"	Call For Pricing

For orders fewer than 50 pieces, add \$153 list per design, per order. This pricing reflects etching (leaving the wood dark). If additional painted colors are added to artwork please call customer service for pricing.

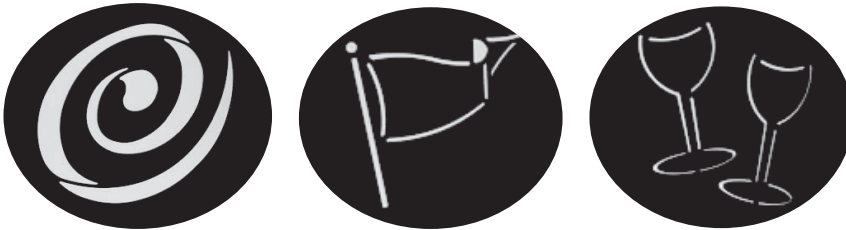
A \$134 list set-up fee applies.

Metal Laser Cut Out General Pricing

* must order plain back when choosing this option.

Contact Customer Service for pricing.

Examples shown below



Care and Maintenance

Care and Maintenance

Care of Upholstery Surfaces

Cleanability will vary based on the fabric type. For best results, a professional service is recommended. Dirt and crumbs may be gently brushed or vacuumed off. Spills should be wiped up immediately with a cloth. Vinyl textiles can be cleaned with warm soapy water and then wiped down with a warm damp cloth. For more details on any JSI carded fabric and vinyl, please visit our website at jsifurniture.com or consult the back of the appropriate swatch card for cleaning codes and any specific instructions. For COM materials, consult with the individual textile manufacturer for cleaning codes and any specific instructions pertaining to your particular fabric.

Maintenance of Mechanical Parts

Clean any lint or debris from the moving parts of the base mechanisms. Mechanisms have been designed and tested to not require lubrication under normal conditions; however, lubricant can be used if needed.

Care of Wood Edges and Veneer Surfaces

Clean all surfaces frequently with water dampened soft cloth, moving the cloth with the grain direction. Immediately remove any liquids that come in contact with wood surfaces with a blotting action to absorb liquid. Buff dry. Lift objects to move them, never pull them across the finished surface. For an additional safeguard, use a protective surface pad. This will ensure a lasting finish by protecting your furniture from possible damage caused by pens, cups and sharp objects. Avoid exposure of furniture to extremes of heat and cold, or to wide humidity variances. Avoid exposure of furniture to strong sunlight. Avoid exposure of furniture to harsh solvents such as nail polish remover, acetates, etc., as it will cause finish deterioration. If using a protective glass top, place spacer pads under the glass top to allow the wood to breath.

Care of Metal Finishes

Wash you powder-coated item at least one every six months. Use soft rags only - No abrasives. For stubborn stains and grease marks, use soap and water mixture. Combine 1 gallon of water and 1 cup of the neutral detergent in the bucket. Mix it up by swirling one of the rags around in it. Wipe down the powder coat with a rag that has been dampened with the cleaning solution. Do not scrub, but use gentle, repetitive pressure to remove any built-up grime. Rinse the powder coat off with a rag dampened with clear, clean water. Do not spray it down, but rather wipe it off with the rag. You may need to do this several times to get all the soap off. Wipe the powder coat down with a clean dry rag. This will prevent streaking and spotting.

Care of Frosted Glass

Use a clean, dry lint free cloth to wipe the surface. Follow with warm water and a clean rag; no soap or chemicals. Wipe dry with a clean, dry lint free cloth. Cleaning the frosted side is not recommended, if desired to clean use the above method but do not spray the water on the frosted side, use a clean rag. Please allow 48 hours for the frosted side to dry and not to show cloudiness.

Tempered Glass Information

JSI is aware of occasional occurrences of spontaneous glass breakage in various furniture products. Tempered glass makes it stronger and if it breaks, will cause it to break into many small pieces of "cubes" rather than sharp and potentially dangerous shards.

Glass breakage in furniture may occur for a variety of reasons. Tempered glass is particularly prone to breakage from damage (scratches, nicks, etc.) that may occur during shipping, handling, installation, use or maintenance. Exposure to rapid changes in temperature or concentrated temperature zones may also cause breakage.

Tempered glass may also break due to a specific type of imperfection or "inclusion" that occurs within the glass when manufactured. When this condition exists glass breakage may occur without any obvious cause. This is often referred to as "spontaneous" breakage but is a very isolated occurrence in the glass industry.

Care of Dry Erase Boards

Erase after every use to eliminate ghosting. Clean weekly with a Dry Erase Cleaner. Avoid the use of orange and red Dry Erase Markers. Follow manufacturer's cleaning instructions for the eraser. If ghosting or staining remains use a small amount of rubbing alcohol on a clean, soft towel to remove.

Care of Solid Surface

Although liquids cannot penetrate Solid Surface, it is best to wipe up spills as they occur. Generally, a damp microfiber cloth used with a standard household kitchen spray should remove most stains.

For most residues, all you need to clean your Solid Surface countertops is a warm soapy water, ammonia-based household cleaner or a dedicated countertop cleaner. Do avoid window cleaners; however, as they can leave a waxy build-up that dulls the surface. Always clean using a circular motion.

Film will build up on countertops if water is left to dry on the surface. This film will dull the countertop surface, making the finish appear blotchy and uneven. To prevent film build-up, it is very important to wipe the countertop completely dry immediately after spills and cleaning.

Some color of Solid Surface may require more frequent cleaning to maintain a uniform finish. Darker colors tend to require more attention than lighter colors. Over time, even with proper care, your countertop will acquire a sheen. Dark colors may show light scratches more readily.

Specification Tools

JSI products are manufactured to order and provide a multitude of options to address your individual customer needs. As you process your order do not forget to include all the necessary information to allow the order entry process to be completed. Please see the order checklist at the beginning of every series.

JSI Customer Service edits every order for complete information. If details are not included with the purchase order, Customer Service will contact you to answer these questions. If information is not completed in a timely manner it will delay the entry process and could effect your product delivery date. To avoid delay in order entry and potential delay in delivery of your order, please double check the line items to ensure all selections have been completed.

To ensure completion of details on your purchase order, electronic catalogs and specification tools have been developed to aid in the process. These electronic tools include:

20-20 GIZA Studio and 20-20 CAP Studio software offers state-of-the-art design, specification, photo-realistic rendering and three-dimensional visualization capabilities for configurable products in the commercial interior design markets. 20-20 GIZA Studio and 20-20 CAP Studio are available for all JSI Casework and Seating products, in 2D and 3D graphics and the Specifier Catalog. Updates are made monthly reflecting any changes that occurred. To be sure the most up to date information is provided on orders, users of this software program are responsible to update their catalogs.

CET Designer, by Configura is an all-in-one software solution for space planning and configuration of products. The intuitive workflow guides you through entire process from idea to reality - supporting every step of the sales process

ProjectMatrix, Inc. offers a full software solution for the contract furniture industry. Their software can help you create space plans to specifications for ease of specifying our JSI Casework and Seating product lines. Updates are made monthly reflecting any changes that occurred. To be sure the most up to date information is provided on orders, users of this software program are responsible to update their catalogs.

GSAdvantage is a Federal Government electronic catalog site offered to assist GSA customers in specifying and pricing JSI product. Listed at this site are all contract items and prices under GSA Contract # GS-28F-0030U.

Our JSI website jsifurniture.com provides many tools to assist in the design and order selection. Included in the site are downloadable images, typicals, product symbols, brochures, contact information, price lists, sales representative locations, warranty and environmental information.

GSA Terms and Conditions



Contract Holder
Contract # GS-28F-0030U

In addition to the standard terms and conditions, the following terms and conditions apply to GSA contract.

Contract Number

GS-28F-0030U

Contract Period

June 24, 2013 - June 24, 2023

Statement of Intended Use

The furniture covered by special item number 33721 Office Furniture shall comply with the requirements defined in purchase description 3QSAB 09-608. All furniture offered under this SIN shall be GSA Chassis Grade 1, 2, 3 or NA, GSA Drawer Grade 1, 2, 3, 4 or NA, Design A B or C, as defined in 3QSAB 09-608.

Description of Special Item Number SIN #33721

Cooperative Purchasing

No

Set Aside

No

FSC/PSC Code

7125

NAICS 337211 Wood Office Furniture Manufacturing 1000 employees

Includes all furniture placed in an office, such as chairs, desks, etc. In addition, ancillary services are included, however services performed shall not be the primary purpose of the work ordered.

Lowest Price Model

SIN #	Model Number	Net Price
33721	VS-LBRKT-20	\$28.03

Maximum Order

\$250,000 net

Geographic Coverage

48 contiguous states and Washington D.C.

Point of Production

Jasper, Dubois County, Indiana
Orleans, Orange County, Indiana

Discount

Discount 61.6%* off list.

*Discount for Walden and Wellington is 61.71% off list.

Discount Quantity

Walden and Wellington only
\$300,000 to \$350,000 Net = 0.5%
\$350,001 to \$400,000 Net = 1%
\$400,001 to \$450,000 Net = 1.5%

Prompt Payment Terms

1% 15 - net 30 days from date of invoice.

Government purchase cards are accepted at or below the micro-purchase threshold

Government purchase cards are accepted above the micro-purchase threshold

Foreign Terms

Not applicable.

Time of Delivery

30-75 days after receipt of order, 90 days maximum.

Expedited Delivery

Contact Customer Service 800-457-4511

Overnight and 2-day Delivery

Not applicable.

Urgent Requirements

Contact Customer Service 800-457-4511

F.O.B. Points

F.O.B. destination, freight prepaid and allowed to 48 contiguous states and Washington D.C. excludes special delivery requirements.

GSA Terms and Conditions

Ordering Address

Jasper Seating Company, Inc. d/b/a JSI
Attn: Participating Dealer
225 Clay Street
Jasper, IN 47546
Fax: 812-482-1548
Phone: 800-457-4511
Email: orders@jaspergroup.us.com

Order Procedures:

Per contract

Payment Address

JSI
225 Clay Street
Jasper, IN 47546

Warranty Provision

Limited Lifetime

Export Package Charges

Quoted on project-by-project basis.

Terms of Government Commercial Credit Card Acceptance

Accepted.

Rental, Maintenance, and Repair

Not applicable.

Terms and Conditions of installation

12% of net purchase order for installation services up to \$250,000.00 of net purchase price.

Terms and conditions of repair parts, etc.

See warranty.

List of service and distribution points

Contact Customer Service 800-457-4511.

List of participating dealers

Contact Customer Service 800-457-4511.

Preventive Maintenance

N/A

Environmental Attributes

GreenGuard Certified and recycled wood waste and fabric remnants

Section 508 Compliance.

N/A

DUNS

00-636-7767

CCR and SAMS Registration

Jasper Seating Company, Inc. is registered
Cage Code #31881
Federal ID #35-0420370

Product Modifications

We willingly accept customers' modifications to standard products. See product modification information by series at the start of each series under the "Product Modification" sections. If there is a modification you desire that is not listed in this section, please call Customer Service for a modification quote/price

Acceptance, Modification, Assignment

By placing this order for furniture, material or other products (sometimes collectively referred to as "goods"), customer agrees to these terms and conditions which shall prevail over inconsistent provisions in any other form or document of customer. No change or modification shall be applicable unless set forth in writing and signed by company. Neither this order nor any interest therein shall be assigned by customer except with the prior written consent of company.

Payment

Customer agrees to pay to company the amount indicated on the invoice, 1% 15 days, net 30 days from date of invoice (U.S. funds only), for goods ordered. Interest will be charged after 30 days from the date of invoice at the rate of one and a half percent (1.5%) per month. International sales will require additional payment arrangements. No goods shall be sold on consignment or conditional sales basis. Payment for the goods delivered hereunder shall constitute acceptance thereof.

Attorneys' Fees

Customer shall be responsible for all expenses and cost in connection with the enforcement by company of these terms and conditions and the cost of collection (including the fees of any collection agencies to whom the customer's account may be referred), plus reasonable attorneys' fees (which attorneys' fees shall not be less than 25% of the amount due, unless a lower amount is specified by applicable law).

Remedies

The remedies herein reserved shall be cumulative, and additional to any other or further remedies provided in law or equity. No waiver of a breach of any provision of these terms and conditions shall constitute waiver of any other breach or of such provision.

Insolvency

Company may forthwith cancel this order in the event of the happening of any of the following or any other comparable event: insolvency of the customer, the filing of a voluntary petition in bankruptcy, the filing of any involuntary petition to have customer declared bankrupt provided it is not vacated within thirty (30) days from the date of filing, the appointment of a receiver or trustee for customer provided such appointment is not vacated within thirty (30) days from the date of such appointment, or the execution by customer of an assignment for the benefit of creditors.

GSA Terms and Conditions

Limitation of Liability

The Company shall not under any circumstances be liable to the customer, owner of the goods or any third party for special, indirect, incidental, or consequential damages, including, without limitation, loss of profits or revenues, loss or damage to other property or equipment, cost of capital or of purchased or replacement goods, or expense, delay, or inconvenience cause by or arising from the purchase, sale, use, repair or inability to use the goods or by any performance or non-performance under, or breach of, these terms and conditions. The Company's sole liability for any defective goods shall be its repair or its replacement pursuant to the express warranties set forth above, or if amended, as applicable at the time of manufacture or repair of the goods. Some states do not allow the exclusion or limitation of incidental or consequential damages, so the above limitations or exclusion may not apply to all customers. Any action resulting from any breach on the part of company as to the goods or services delivered here under must be commenced within one year after the cause of action has occurred.

Returns and Allowances

Reasonable touch-up and deluxing is the dealer's responsibility. The Company will not make allowances for trip or delivery charges, but will only make allowance for actual work performed to correct manufacturing defects. Allowances maybe authorized only by a company officer. It is the responsibility of the field sales representative to inspect any defective merchandise and make suggestions and recommendations as to the proper disposition. Field personnel cannot obligate or bind the company by definite agreement, without final authorization by a company officer. Company will not accept automatic charge backs which do not have prior authorization. All defects must be called to the company's attention upon arrival at the customer's "ship to" destination. To initiate any type of claim or request for parts, it is imperative to have the model number or fabric number, which may be located on the tag attached to the frame of the unit. Authorization for return to the company via a return goods authorization. Company will not issue credit allowances for any repairs without company's prior consent. Under no circumstances shall the company accept COD (cash on delivery) returns, and any such shipment will be refused.

Security Agreement

The Company may require and customer shall grant a security interest in goods sold pursuant to any credit the company may extend to the customer.

Governing Law

All disputes between the parties, whether or not arising out of these terms and conditions, will be governed by the laws of the state of Indiana. Customer agrees to submit to the jurisdiction of and agrees all lawsuits relating to any disputes between the customer and the company will be brought only in a state court located in Dubois County, Indiana or the United States District Court for the Southern District of Indiana. The customer hereby waives the right to a trial by jury in any action, proceeding, claim, or counterclaim whether in contract or tort, at law or in equity, arising out of or relating in any way to these terms and conditions and all other disputes between the parties.

Mitigation

If the company repossesses the goods prior to payment by the customer of all amounts due hereunder, the company may sell the goods, as is, where is, free and clear of all rights of the customer at either public or private sales, and apply the net proceeds (after deducting expenses of repossession and sale) to the obligation of customer hereunder. The customer may dispose of the goods in any commercially reasonable place and manner and the customer waives any notice of time, place and manner of sale.

Integration

This order for goods, including these terms and conditions, along with any credit application, invoice, statement, dealer contract, acknowledgment, bill of lading (and any exhibits, addenda or amendments thereto) of which this order may be a part, constitutes the sole and complete agreement between the company and the customer with respect to the purchase of the goods.

Dimensions/Specifications/Finishes

All dimensions are approximate and may vary due to the upholstery technique of each craftsman. If exact dimensions are required, it is necessary for the customer to state such specifications with the order. Detailed specifications sheets are available for each series of goods, and customer should consult the company's customer service department for these specification sheets. Company reserves the right to make changes in dimensions, style, or specifications if company believes these changes will improve the goods' quality or appearance. Company reserves the right to substitute hardwoods due to availability at production. Due to the natural characteristics of wood, environmental effects, and material upgrades, the company cannot guarantee exact finish matches on existing goods previously ordered from company. If an exact match to customer's existing goods is required, it must be specified so that the proper procedures can be followed to ensure an acceptable finish. Company will accept no liability for the finish if this procedure isn't followed. Company reserves the right to make changes in a finish formula if company believes the change will improve the quality or appearance of company's goods.

Company's Performance of Its Obligation

The production and delivery of the goods to the extent delayed or hindered or prevented from the performance by reason of natural disasters, acts of god, strikes, lockouts, labor troubles, inability to procure materials, casualties, failure of power, restrictive governmental laws or regulations, riots, insurrections, acts of terrorism, war or other reason of a like nature not the fault of the company shall excuse for the period of the delay the company's performance and the period for the performance shall be extended for a period equivalent to the period of such delay.

Seating Price List

General Information

Environmental Mission	II
Warranty.	III
Laminate and Veneer Characteristics	III
Samples.	IV
Order Procedures	IV

Quickship Program.	IV
Delivery	IV
Freight Damage	V
Repairs and Returns	V
Fire Retardancy / CAL 133	V
Textile Information / COM and COL Policy.	VI

Custom Options	VII
Care and Maintenance.	IX
Specification Tools	X
GSA Terms and Conditions	XI

A

Addison	AD2
Guest	AD3
Stools	AD3
Americana	AM1
Guest	AM2-AM4
Swivel	AM2
Stools	AM4-AM5
Benches.	AM6-AM7
Ansen	AS2
Stools	AS4
Arwyn.	AW1
Lounge	AW8-AW15
Guest + Crossover	AW16-AW23
Swivel	AW24
Occasional Tables	AW25-AW31
Avalon	A01
Guest	A02-A010
Stools	A02-A04, A06-A08, A010-A012
Avini	AV1
Guest	AV2
Stools	AV3-AV4

B

BeSpace	BS2
Guest	BS14
Lounge	BS14-BS28
Casegoods	BS30-BS43
Occasional Tables	BS29
Boston	B02
Guest	B03-B04
Swivel	B03
Benches.	B04-B05
Bourne	BUS2
Guest	BUS6
Lounge	BUS6
Stools	BUS7
Occasional Tables	BUS8-BUS9
Bryn	BY2
Guest	BY4-BY6
Stools	BY6-BY8

C

Caav	CV1
Lounge	CV8-CV33
Casegoods	CV34-CV39
Cabaret	CR2
Guest	CR5
Swivel	CR3
Class Act	CA1
Guest	CA2-CA11-
Classmate	CL2
Guest	CL3-CL11
Collective Motion	CC2
Guest	CC6
Lounge	CC7-CC9
Tables	CC10-CC14
Meeting Tables.	CC14
Casegoods	CC15-CC17
Connect	CT2
Lounge	CT10-CT53
Occasional Tables	CT56-CT58
Casegoods	CT62-CT65

E

Encore	EN2
Lounge	EN4-EN7, EN11-EN16
Benches.	EN12-EN13
Occasional Tables	EN8-EN10

Esque	ES2
Lounge	ES2

F

Finn	FI2
Lounge	FI3
Benches.	FI5
Occasional Tables	FI6-FI7
Finn Nu.	FI8
Lounge	FI9
Benches.	FI10
Occasional Tables	FI11-FI12

G

Garvey R5	GV2
Swivel	GV3
Gatsby	GT2
Guest	GT3

H

Harbor	HB2
Guest	HB5
Lounge	HB7
Swivel	HB3
Hoopz	HZ2
Guest	HZ3
Stools	HZ5

I

Indie	IN2
Lounge	IN8
Occasional Tables	IN24
Tiles, Screens, Accessories	IN36

J

Jude	JU1
Guest	JU2
Stools	JU3
Lounge	JU5

K

Knox	KN2
Guest	KN10-KN45
Occasional Tables	KN47
Stools	KN48-KN59
Swivel	KN60-KN61

Kyla.	KY2
Stools	KY3-KY4

L

Laurel	LA1
Guest	LA2-LA5
Occasional Tables	LA6

M

Mackey.	MY1
Stools	MY3
Madison	MA2
Swivel	MA3-MA5
Guest	MA6-MA11

Melrose	MR2
Guest	MR3-MR6
Stools	MR3-MR6

Seating Price List

M (continued)

Millie MI2
 Guest MI3
 Stools MI4-MI5

Moto MT2
 Lounge MT16-MT33
 Occasional Tables MT36-MT37
 Casegoods MT38-MT63

Murphy MU1
 Guest MU2
 Stools MU2

N

Newton NW1
 Swivel NW2-NW3

O

Olympian OL2
 Lounge OL3-OL7, OL9-OL17
 Occasional Tables OL8

Oxley OX2
 Benches OX4-OX5

P

Pillows PW2

Portrait P02
 Swivel P03
 Guest P05
 Lounge P07

Protocol PT2
 Swivel PT4-PT19

Proxy PX2
 Swivel PX4-PX29

R

Ramona RA2
 Guest RA3-RA4

Ria RI1
 Guest RI2

S

Sosa SA1
 Guest SA2-SA4

T

Tara TA1
 Swivel TA2-TA7
 Guest TA8-TA9

Teekan TK2
 Lounge TK4-TK14

Totem TM2
 Guest TM3

Trinity TR2
 Guest TR4

Tyler TY1
 Swivel TY2-TY3

W

Wink WK1
 Guest WK3-WK6
 Stools WK7-WK10

Z

Ziva ZV1
 Lounge ZV8-ZV37
 Occasional Tables ZV38-Z V39

Addison Order Check List:



ADDISON

- Specify:
- ☐ 1. Model Number
 - ☐ 2. Wood Species - Red Oak (RO) or Maple (M)
 - ☐ 3. Wood Finish/Color
 - ☐ 4. Fabric Selection - vendor, pattern and color
 - ☐ 5. Optional FRONT LEG casters - add \$64 list; specify seat height
NOT AVAILABLE on BARSTOOLS
 - ☐ 6. Optional Rubber Cushion Nylon Glides - no upcharge

Example:

353C (model #)	RO (wood species)	HEN (finish)	MOMENTUM (fabric vendor)	VOX (pattern name)	MYSTIC (pattern color)
-------------------	----------------------	-----------------	-----------------------------	-----------------------	---------------------------

1. Model Number

2. Wood Species - Red Oak (RO) or Maple (M)

3. Wood Base/Color Options:

Red Oak			
BRW	Brownie	ECU	Ecru
CAN	Canyon	HEN	Henna
CIT	Citron	HNY	Honey
DES	Desert	NUT	Nut Brown
Maple			
CAG	Aged Ash Coordinate	CFO	Fossil Coordinate
CAL	Ale Light Coordinate	CGR	Graphite Coordinate
ALM	Ale Medium	HRV	Harvest
AUB	Auburn	CHL	High Line Coordinate
BRL	Barley	CKC	Khaki Coordinate
CBE	Blonde Echo Coordinate	LGC	Legacy
CBO	Bourbon Light Coordinate	MCH	Mocha
BBM	Bourbon Medium	NTO	Night Owl
CBZ	Brazilwood Coordinate	COA	Oatmeal Cookie Coordinate
CBG	Brighton Light Coordinate	CPI	Pinnacle Walnut Coordinate
BRM	Brighton Medium	PRL	Praline
BUT	Butterscotch	SAF	Saffron
CIN	Cinnamon	SIE	Sienna
CLA	Classic	CST	Studio Teak Coordinate
CCF	Coffee Coordinate	TOF	Toffee
CLL	Collectors	TRF	Truffle
CCR	Cremello Coordinate	VEN	Venetian
EAR	Earthy	CVI	Vintage Coordinate
ESP	Espresso	CWH	Walnut Heights Coordinate
FLX	Flax	CWE	Weathered Ash Coordinate
CFL	Florence Walnut Coordinate		

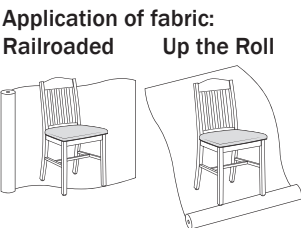
Color - Add \$43 list per item

BKD	Backdrop	GRV	Greek Villa
BFX	Black Fox	GLF	Gulf Stream
BWH	Bright White	HTB	Heartthrob
CGP	Cargo Pants	NET	Network Gray
CHT	Chatroom	NWH	Nonchalant White
DSY	Daisy	PAR	Paradise
DRG	Daring	QXP	Quixotic Plum
DYN	Dynamo	RBZ	Relic Bronze
ENG	Enigma	SND	Sandbank
FRR	French Roast	STM	Storm
GBY	Georgian Bay	TRC	Tricorn Black



4. Fabric Selection - Please supply the following:
Fabric vendor/Pattern name/Pattern color
- [For a complete list of JSI Standard and Graded-In Textiles click here](#)

- All COM orders must include the following:
- Vendor's name, pattern name and color
 - Sample of the fabric attached to order
 - Model numbers of items for fabric application
 - Special application instructions (e.g., all stripes will be applied front to back unless specified otherwise)
 - Customer and purchase order number


Ship prepaid COM material to:
JSI
Attn: COM Department
201 East Martin Street
Receiving B, Dock 71
Orleans, IN 47452




All COM orders will ship at standard lead time from receipt of COM except for orders requiring special custom matched finishes.

Description		① Model	Specifications			List Price Per Grade		
Armless			353A All Wood	Dimensions	D	W	H	All Wood \$410
	353A all wood	353C uph. seat	353C Uph. Seat · optional front leg casters available - add \$64 list for set of 2 casters · coordinating Children's collection	Overall	20 ½	18	34 ½	COM \$466
			Seat	15 ½	18	18 ½		A \$486
			Upholstery	Shipping				B \$502
			COM Ydg	¾	Ctn Wt	20		COL/C \$535
			COL Sq Ft	9	Cu Ft	9		D \$576
								E \$617
								F \$663
								G \$726
								H \$791
								I \$893
								J \$1,021
								L1 \$736
								L2 \$803

Barstool



358A
all wood



358C
uph. seat

358A All Wood

358C Uph. Seat

· casters not available

· standard with brass scuff plate, also available in polished aluminum or matte black

Dimensions	D	W	H
Overall	20 ¾	18	46 ¾
Seat	15 ½	18	30
Upholstery	Shipping		
COM Ydg	¾	Ctn Wt	25
COL Sq Ft	9	Cu Ft	13

All Wood \$497

COM \$552

A \$569

B \$590

COL/C \$621

D \$663

E \$704

F \$748

G \$814

H \$878

I \$980

J \$1,106

L1 \$823

L2 \$890

To Order, Specify:

- ① Model Number
- ② Wood Species - Red Oak (RO) or Maple (M)
- ③ Wood Finish/Color
- ④ Fabric Selection - vendor, pattern and color
- ⑤ Optional FRONT LEG Casters - add \$64 list; specify seat height. **NOT AVAILABLE on BARSTOOLS**
- ⑥ Optional Rubber Cushion Nylon Glides - no upcharge

③ Wood Finish/Color Options:**Red Oak**

BRW Brownie
CAN Canyon
CIT Citron
DES Desert

Maple

CAG Aged Ash Coordinate
CAL Ale Light Coordinate
ALM Ale Medium
AUB Auburn
BRL Barley
CBE Blonde Echo Coordinate
CBO Bourbon Light Coordinate
BBM Bourbon Medium
CBZ Brazilwood Coordinate
CBG Brighton Light Coordinate
BRM Brighton Medium
BUT Butterscotch
CIN Cinnamon
CLA Classic
CCF Coffee Coordinate
CLL Collectors
CCR Cremello Coordinate
EAR Earthy
ESP Espresso
FLX Flax
CFL Florence Walnut Coordinate

ECU Ecu
HEN Henna
HNY Honey
NUT Nut Brown

CFO Fossil Coordinate
CGR Graphite Coordinate
HRV Harvest
CHL High Line Coordinate
CKC Khaki Coordinate
LGC Legacy
MCH Mocha
NTO Night Owl
COA Oatmeal Cookie Coordinate
CPI Pinnacle Walnut Coordinate
PRL Praline
SAF Saffron
SIE Sienna
CST Studio Teak Coordinate
TOF Toffee
TRF Truffle
VEN Venetian
CVI Vintage Coordinate
CWH Walnut Heights Coordinate
CWE Weathered Ash Coordinate

Color - Add \$43 list per item

BKD Backdrop
BFX Black Fox
BWH Bright White
CGP Cargo Pants
CHT Chatroom
DSY Daisy
DRG Daring
DYN Dynamo
ENG Enigma
FRR French Roast
GBY Georgian Bay

GRV Greek Villa
GLF Gulf Stream
HTB Heartthrob
NET Network Gray
NWH Nonchalant White
PAR Paradise
QXP Quixotic Plum
RBZ Relic Bronze
SND Sandbank
TRC Tricorn Black

- ④ Visit www.jsifurniture.com/finishes-and-materials/textiles for our textiles program. See selection of standard and graded in manufacturers and patterns.

Specifications

- Wood species - Red Oak or Maple.
- Seat is upholstered with 1 ½" polyurethane foam and synthetic sheet webbing for added comfort.
- Mortise and tenon construction with corner blocks, glue and screws.
- Standard with rubber cushion metal glides.

Addison Children’s Order Check List:



ADDISON

- Specify:
- ☐ 1. Model Number
 - ☐ 2. Wood Species - Red Oak (RO) or Maple (M)
 - ☐ 3. Wood Finish/Color
 - ☐ 4. Fabric Selection - vendor, pattern and color
 - ☐ 5. Optional Rubber Cushion Nylon Glides - no upcharge

Example:

356C (model #)	RO (wood species)	HEN (finish)	MOMENTUM (fabric vendor)	VOX (pattern name)	MYSTIC (pattern color)
-------------------	----------------------	-----------------	-----------------------------	-----------------------	---------------------------

1. Model Number

2. Wood Species - Red Oak (RO) or Maple (M)

3. Wood Base/Color Options:

Red Oak

BRW	Brownie	ECU	Ecru
CAN	Canyon	HEN	Henna
CIT	Citron	HNY	Honey
DES	Desert	NUT	Nut Brown

Maple

CAG	Aged Ash Coordinate	CFO	Fossil Coordinate
CAL	Ale Light Coordinate	CGR	Graphite Coordinate
ALM	Ale Medium	HRV	Harvest
AUB	Auburn	CHL	High Line Coordinate
BRL	Barley	CKC	Khaki Coordinate
CBE	Blonde Echo Coordinate	LGC	Legacy
CBO	Bourbon Light Coordinate	MCH	Mocha
BBM	Bourbon Medium	NTO	Night Owl
CBZ	Brazilwood Coordinate	COA	Oatmeal Cookie Coordinate
CBG	Brighton Light Coordinate	CPI	Pinnacle Walnut Coordinate
BRM	Brighton Medium	PRL	Praline
BUT	Butterscotch	SAF	Saffron
CIN	Cinnamon	SIE	Sienna
CLA	Classic	CST	Studio Teak Coordinate
CCF	Coffee Coordinate	TOF	Toffee
CLL	Collectors	TRF	Truffle
CCR	Cremello Coordinate	VEN	Venetian
EAR	Earthy	CVI	Vintage Coordinate
ESP	Espresso	CWH	Walnut Heights Coordinate
FLX	Flax	CWE	Weathered Ash Coordinate
CFL	Florence Walnut Coordinate		

Color - Add \$43 list per item

BKD	Backdrop	GRV	Greek Villa
BFX	Black Fox	GLF	Gulf Stream
BWH	Bright White	HTB	Heartthrob
CGP	Cargo Pants	NET	Network Gray
CHT	Chatroom	NWH	Nonchalant White
DSY	Daisy	PAR	Paradise
DRG	Daring	QXP	Quixotic Plum
DYN	Dynamo	RBZ	Relic Bronze
ENG	Enigma	SND	Sandbank
FRR	French Roast	STM	Storm
GBY	Georgian Bay	TRC	Tricorn Black

4. abric Selection - Please supply the following:
Fabric vendor/ Pattern name/ Pattern color


[For a complete list of JSI Standard and Graded-In Textiles click here](#)

All COM orders must include the following:



- Vendor's name, pattern name and color
- Sample of the fabric attached to order
- Model numbers of items for fabric application
- Special application instructions (e.g., all stripes will be applied front to back unless specified otherwise)
- Customer and purchase order number

Ship prepaid COM material to:
JSI
Attn: COM Department
201 East Martin Street
Receiving B, Docks 71-73
Orleans, IN 47452

Application of fabric:
Railroaded Up the Roll



All C.O.M. orders will ship at standard lead time from receipt of C.O.M. except for orders requiring special custom matched finishes.

Description	Model	Specifications				List Price Per Grade	
Armless	356A All Wood	Dimensions	D	W	H	All Wood	\$403
	356C Uph. Seat	Overall	15	15	29	COM	\$493
		Seat	13	15	16	A	\$509
		Upholstery	Shipping			B	\$529
356A	356C	COM Ydg	¾	Ctn Wt	13	COL/C	\$561
all wood	uph. seat	COL Sq Ft	9	Cu Ft	6	D	\$603
						E	\$645
						F	\$688
						G	\$752
						H	\$818
						I	\$920
						J	\$1,045
						L1	\$763
						L2	\$828

To Order, Specify:

- Model Number
- Wood Species - Red Oak (RO) or Maple (M)
- Wood Finish/Color
- Fabric Selection - vendor, pattern and color
- Optional Rubber Cushion Nylon Glides - no upcharge

Wood Finish/Color Options:**Red Oak**

BRW Brownie
CAN Canyon
CIT Citron
DES Desert

ECU Ecu
HEN Henna
HNY Honey
NUT Nut Brown

Maple

CAG Aged Ash Coordinate
CAL Ale Light Coordinate
ALM Ale Medium
AUB Auburn
BRL Barley
CBE Blonde Echo Coordinate
CBO Bourbon Light Coordinate
BBM Bourbon Medium
CBZ Brazilwood Coordinate
CBG Brighton Light Coordinate
BRM Brighton Medium
BUT Butterscotch
CIN Cinnamon
CLA Classic
CCF Coffee Coordinate
CLL Collectors
CCR Cremello Coordinate
EAR Earthy
ESP Espresso
FLX Flax
CFL Florence Walnut Coordinate

CFO Fossil Coordinate
CGR Graphite Coordinate
HRV Harvest
CHL High Line Coordinate
CKC Khaki Coordinate
LGC Legacy
MCH Mocha
NTO Night Owl
COA Oatmeal Cookie Coordinate
CPI Pinnacle Walnut Coordinate
PRL Praline
SAF Saffron
SIE Sienna
CST Studio Teak Coordinate
TOF Toffee
TRF Truffle
VEN Venetian
CVI Vintage Coordinate
CWH Walnut Heights Coordinate
CWE Weathered Ash Coordinate

Color - Add \$43 list per item

BKD Backdrop
BFX Black Fox
BWH Bright White
CGP Cargo Pants
CHT Chatroom
DSY Daisy
DRG Daring
DYN Dynamo
ENG Enigma
FRR French Roast
GBY Georgian Bay

GRV Greek Villa
GLF Gulf Stream
HTB Hearthrob
NET Network Gray
NWH Nonchalant White
PAR Paradise
QXP Quixotic Plum
RBZ Relic Bronze
SND Sandbank
TRC Tricorn Black

- 4 Visit www.jsifurniture.com/finishes-and-materials/textiles for our textiles program. See selection of standard and graded in manufacturers and patterns.

Specifications

- Wood species - Red Oak or Maple.
- Seat is upholstered with 1 ½" polyurethane foam and synthetic sheet webbing for added comfort.
- Mortise and tenon construction with corner blocks, glue and screws.
- Standard with rubber cushion metal glides.

Americana Order Check List:



Specify:

- ☐ 1. Model Number
- ☐ 2. Wood Species - Red Oak (RO) or Maple (M)
- ☐ 3. Wood Finish/Color
- ☐ 4. Upholstered seat style - horseshoe style available; add \$26 list per chair/barstool; add \$33 list per bench
- ☐ 5. Fabric Selection - vendor, pattern and color
- ☐ 6. Optional FRONT LEG casters - add \$64 list; specify seat height NOT AVAILABLE on BARSTOOLS
- ☐ 7. Optional Trim Nails; add \$124 list per chair/barstool; add \$157 list per bench. Standard trim nail color is Antique Brass. Optional Black trim nails available.
- ☐ 8. Optional 1 3/4" Circle Back Cut Out - add \$20 list per chair (select models)
- ☐ 9. Optional Rubber Cushion Nylon Glides - no upcharge

Example:

301C (model #)	RO (wood species)	HEN (finish)	MOMENTUM (fabric vendor)	VOX (pattern name)	MYSTIC (pattern color)
-------------------	----------------------	-----------------	-----------------------------	-----------------------	---------------------------

1. Model Number

2. Wood Species - Red Oak (RO) or Maple (M)

3. Wood Base/Color Options:

Red Oak

BRW	Brownie
CAN	Canyon
CIT	Citron
DES	Desert

ECU	Ecru
HEN	Henna
HNY	Honey
NUT	Nut Brown

Maple

CAG	Aged Ash Coordinate	CFO	Fossil Coordinate
CAL	Ale Light Coordinate	CGR	Graphite Coordinate
ALM	Ale Medium	HRV	Harvest
AUB	Auburn	CHL	High Line Coordinate
BRL	Barley	CKC	Khaki Coordinate
CBE	Blonde Echo Coordinate	LGC	Legacy
CBO	Bourbon Light Coordinate	MCH	Mocha
BBM	Bourbon Medium	NTD	Night Owl
CBZ	Brazilwood Coordinate	COA	Oatmeal Cookie Coordinate
CBG	Brighton Light Coordinate	CPI	Pinnacle Walnut Coordinate
BRM	Brighton Medium	PRL	Praline
BUT	Butterscotch	SAF	Saffron
CIN	Cinnamon	SIE	Sienna
CLA	Classic	CST	Studio Teak Coordinate
CCF	Coffee Coordinate	TOF	Toffee
CLL	Collectors	TRF	Truffle
CCR	Cremello Coordinate	VEN	Venetian
EAR	Earthy	CVI	Vintage Coordinate
ESP	Espresso	CWH	Walnut Heights Coordinate
FLX	Flax	CWE	Weathered Ash Coordinate
CFL	Florence Walnut Coordinate		

Color - Add \$43 list per item

BKD	Backdrop	GRV	Greek Villa
BFX	Black Fox	GLF	Gulf Stream
BWH	Bright White	HTB	Heartthrob
CGP	Cargo Pants	NET	Network Gray
CHT	Chatroom	NWH	Nonchalant White
DSY	Daisy	PAR	Paradise
DRG	Daring	QXP	Quixotic Plum
DYN	Dynamo	RBZ	Relic Bronze
ENG	Enigma	SND	Sandbank
FRR	French Roast	STM	Storm
GBY	Georgian Bay	TRC	Tricorn Black

4. Upholstered Seat Style - standard with fully upholstered seat. Optional horseshoe style with welt cord available; add \$26 list per chair/barstool; add \$33 list per bench.

5. Fabric Selection - Please supply the following: Fabric vendor/ Pattern name/ Pattern color

[For a complete list of JSI Standard and Graded-In Textiles click here](#)


All COM orders must include the following:

- Vendor's name, pattern name and color
- Sample of the fabric attached to order
- Model numbers of items for fabric application
- Special application instructions (e.g., all stripes will be applied front to back unless specified otherwise)
- Customer and purchase order number

Ship prepaid COM
material to:

JSI
Attn: COM Department
201 East Martin Street
Receiving B, Dock 71
Orleans, IN 47452

Application of fabric:
Railroaded Up the Roll



All COM orders will ship at standard lead time from receipt of COM except for orders requiring special custom matched finishes.

7. Optional Trim Nails - add \$124 per chair/barstool; add \$157 list per bench. Standard trim nail color is Antique Brass. Optional Black trim nails are available. Optional Black trim nails must be specified when ordering.

8. Optional Back Cut Out - 1 3/4" circle; add \$20 list per chair, on select models.



Description

① Model

Specifications

List Price Per Grade

Swivel

300A
all wood300C
uph. seatoptional jury
base

300A All Wood


300C Uph. Seat

- optional five star base with pneumatic lift - add \$78 list
- dual black casters available, no upcharge - specify when ordering
- optional jury base available, revolves, tilts - add \$198 list
- optional jury base does not include site installation hardware
- optional five star and jury base only available on GSA

Dimensions	D	W	H
Overall	21 ½	23 ½	33-35 ¾
Seat	17 ½	19 ½	16 ¼-19
Arm	25 ½-28 ¾		
Upholstery		Shipping	
COM Ydg	¾	Ctn Wt	40
COL Sq Ft	9	Cu Ft	12

All Wood	\$739
COM	\$805
A	\$827
B	\$845
COL/C	\$876
D	\$917
E	\$958
F	\$1,002
G	\$1,063
H	\$1,130
I	\$1,230
J	\$1,354
L1	\$1,076
L2	\$1,139

Arm

301A
all wood301C
uph. seat

301A All Wood

301C Uph. Seat

- optional front leg casters available - add \$64 list for set of 2 casters
- coordinating Children's Collegian collection

Dimensions	D	W	H
Overall	23 ¾	23	34 ½
Seat	17 ¾	19 ¼	18 ¼
Arm	27 ½		
Upholstery		Shipping	
COM Ydg	¾	Ctn Wt	28
COL Sq Ft	9	Cu Ft	12

All Wood	\$582
COM	\$635
A	\$655
B	\$672
COL/C	\$704
D	\$745
E	\$786
F	\$831
G	\$891
H	\$956
I	\$1,057
J	\$1,182
L1	\$903
L2	\$966

Armless

302A
all wood302C
uph. seatoptional jury
base



302A All Wood



302C Uph. Seat

- optional five star base with pneumatic lift - add \$78 list
- dual black casters available, no upcharge - specify when ordering
- optional jury base available, revolves, tilts- add \$198 list
- optional five star and jury base only available on GSA

Dimensions	D	W	H
Overall	29	28	33-36 ¾
Seat	16 ¾	18 ¼	16 ¼-20
Upholstery		Shipping	
COM Ydg	¾	Ctn Wt	38
COL Sq Ft	9	Cu Ft	10

All Wood	\$696
COM	\$764
A	\$786
B	\$805
COL/C	\$837
D	\$877
E	\$917
F	\$961
G	\$1,023
H	\$1,091
I	\$1,188
J	\$1,313
L1	\$1,034
L2	\$1,101

Description		① Model	Specifications				List Price Per Grade	
Armless		303A All Wood	Dimensions	D	W	H	All Wood	\$439
		303C Uph. Seat · optional front leg casters available - add \$64 list for set of 2 casters	Overall	21 ½	18 ½	34 ½	COM	\$492
			Seat	16 ¼	18 ¼	18	A	\$510
			Upholstery	Shipping			B	\$527
			COM Ydg	¾	Ctn Wt	20	COL/C	\$558
			COL Sq Ft	9	Cu Ft	9	D	\$601
							E	\$640
							F	\$684
							G	\$745
							H	\$810
							I	\$914
							J	\$1,034
							L1	\$757
							L2	\$822

Armless		<div><div></div><div>313A all wood</div></div> <div><div></div><div>313C uph. seat</div></div>	313A All Wood 313C Uph. Seat <ul style="list-style-type: none">• optional front leg casters available - add \$64 list for set of 2 casters• optional 1 ¾" circle back cut out - add \$20 list per chair• coordinating Children's Collegian collection	<table><tr><th>Dimensions</th><th>D</th><th>W</th><th>H</th></tr><tr><td>Overall</td><td>22</td><td>18 ½</td><td>35 ¼</td></tr><tr><td>Seat</td><td>16 ¼</td><td>18 ½</td><td>18 ¾</td></tr><tr><th colspan="2">Upholstery</th><th colspan="2">Shipping</th></tr><tr><td>COM Ydg</td><td>¾</td><td>Ctn Wt</td><td>20</td></tr><tr><td>COL Sq Ft</td><td>9</td><td>Cu Ft</td><td>9</td></tr></table>	Dimensions	D	W	H	Overall	22	18 ½	35 ¼	Seat	16 ¼	18 ½	18 ¾	Upholstery		Shipping		COM Ydg	¾	Ctn Wt	20	COL Sq Ft	9	Cu Ft	9	<table><tr><td>All Wood</td><td>\$439</td></tr><tr><td>COM</td><td>\$494</td></tr><tr><td>A</td><td>\$512</td></tr><tr><td>B</td><td>\$529</td></tr><tr><td>COL/C</td><td>\$563</td></tr><tr><td>D</td><td>\$603</td></tr><tr><td>E</td><td>\$643</td></tr><tr><td>F</td><td>\$687</td></tr><tr><td>G</td><td>\$749</td></tr><tr><td>H</td><td>\$812</td></tr><tr><td>I</td><td>\$916</td></tr><tr><td>J</td><td>\$1,039</td></tr><tr><td>L1</td><td>\$759</td></tr><tr><td>L2</td><td>\$826</td></tr></table>	All Wood	\$439	COM	\$494	A	\$512	B	\$529	COL/C	\$563	D	\$603	E	\$643	F	\$687	G	\$749	H	\$812	I	\$916	J	\$1,039	L1	\$759	L2	\$826
Dimensions	D		W	H																																																					
Overall	22		18 ½	35 ¼																																																					
Seat	16 ¼		18 ½	18 ¾																																																					
Upholstery			Shipping																																																						
COM Ydg	¾		Ctn Wt	20																																																					
COL Sq Ft	9	Cu Ft	9																																																						
All Wood	\$439																																																								
COM	\$494																																																								
A	\$512																																																								
B	\$529																																																								
COL/C	\$563																																																								
D	\$603																																																								
E	\$643																																																								
F	\$687																																																								
G	\$749																																																								
H	\$812																																																								
I	\$916																																																								
J	\$1,039																																																								
L1	\$759																																																								
L2	\$826																																																								

To Order, Specify:

- Model Number
- Wood Species - Red Oak (RO) or Maple (M)
- Wood Finish/Color
- Upholstered Seat Style - horseshoe style; add \$26 list per chair/barstool; add \$33 list per bench
- Fabric Selection - vendor, pattern and color
- Optional FRONT LEG Casters - add \$64 list; specify seat height. **NOT AVAILABLE on BARSTOOLS**
- Optional Trim Nails - add \$124 list per chair/barstool; add \$157 list per bench! Antique Brass standard; optional Black trim nails available, specify when ordering
- Optional Circle Cut Out - add \$20 list per chair (select)
- Optional Rubber Cushion Nylon Glides - no upcharge

④ Wood Finish/Color Options:**Red Oak**

BRW Brownie
CAN Canyon
CIT Citron
DES Desert

Maple

CAG Aged Ash Coordinate
CAL Ale Light Coordinate
ALM Ale Medium
AUB Auburn
BRL Barley
CBE Blonde Echo Coordinate
CBO Bourbon Light Coordinate
BBM Bourbon Medium
CBZ Brazilwood Coordinate
CBG Brighton Light Coordinate
BRM Brighton Medium
BUT Butterscotch
CIN Cinnamon
CLA Classic
CCF Coffee Coordinate
CLL Collectors
CCR Cremello Coordinate
EAR Earthy
ESP Espresso
FLX Flax
CFL Florence Walnut Coordinate

ECU Ecu
HEN Henna
HNY Honey
NUT Nut Brown

CFO Fossil Coordinate
CGR Graphite Coordinate
HRV Harvest
CHL High Line Coordinate
CKC Khaki Coordinate
LGC Legacy
MCH Mocha
NTO Night Owl
COA Oatmeal Cookie Coordinate
CPI Pinnacle Walnut Coordinate
PRL Praline
SAF Saffron
SIE Sienna
CST Studio Teak Coordinate
TOF Toffee
TRF Truffle
VEN Venetian
CVI Vintage Coordinate
CWH Walnut Heights Coordinate
CWE Weathered Ash Coordinate

Color - Add \$43 list per item



BKD Backdrop
BFX Black Fox
BWH Bright White
CGP Cargo Pants
CHT Chatroom
DSY Daisy
DRG Daring
DYN Dynamo
ENG Enigma
FRR French Roast
GBY Georgian Bay
GRV Greek Villa
GLF Gulf Stream
HTB Hearthrob
NET Network Gray
NWH Nonchalant White
PAR Paradise
QXP Quixotic Plum
RBZ Relic Bronze
SND Sandbank
TRC Tricorn Black



- ⑤ Visit www.jsifurniture.com/finishes-and-materials/textiles for our textiles program. See selection of standard and graded in manufacturers and patterns.

Specifications

- Wood species - Red Oak or Maple.
- Seat is upholstered with 1" high density polyurethane foam.
- Mortise and tenon construction with corner blocks, glue and screws.
- Standard with rubber cushion metal glides.

Description	① Model	Specifications	List Price Per Grade																												
Barstool 43" H	307A All Wood 307C Uph. Seat <ul style="list-style-type: none"> · 43 1/2" back height · casters not available · standard with brass scuff plate, also available in polished aluminum or matte black 	<table> <tr> <th>Dimensions</th><th>D</th><th>W</th><th>H</th></tr> <tr> <td>Overall</td><td>21</td><td>18 3/4</td><td>43 1/2</td></tr> <tr> <td>Seat</td><td>17</td><td>18 3/4</td><td>30 3/4</td></tr> <tr> <th colspan="2">Upholstery</th><th colspan="2">Shipping</th></tr> <tr> <td>COM Ydg</td><td>3/4</td><td>Ctn Wt</td><td>30</td></tr> <tr> <td>COL Sq Ft</td><td>9</td><td>Cu Ft</td><td>13</td></tr> </table>	Dimensions	D	W	H	Overall	21	18 3/4	43 1/2	Seat	17	18 3/4	30 3/4	Upholstery		Shipping		COM Ydg	3/4	Ctn Wt	30	COL Sq Ft	9	Cu Ft	13	All Wood \$616 COM \$667 A \$687 B \$705 COL/C \$739 D \$780 E \$818 F \$863 G \$923 H \$988 I \$1,092 J \$1,214 L1 \$937 L2 \$1,002				
Dimensions	D	W	H																												
Overall	21	18 3/4	43 1/2																												
Seat	17	18 3/4	30 3/4																												
Upholstery		Shipping																													
COM Ydg	3/4	Ctn Wt	30																												
COL Sq Ft	9	Cu Ft	13																												
Barstool 46" H	308A All Wood 308C Uph. Seat <ul style="list-style-type: none"> · 46" back height · casters not available · standard with brass scuff plate, also available in polished aluminum or matte black 	<table> <tr> <th>Dimensions</th><th>D</th><th>W</th><th>H</th></tr> <tr> <td>Overall</td><td>21</td><td>18 3/4</td><td>46</td></tr> <tr> <td>Seat</td><td>17</td><td>18 3/4</td><td>30 3/4</td></tr> <tr> <th colspan="2">Upholstery</th><th colspan="2">Shipping</th></tr> <tr> <td>COM Ydg</td><td>3/4</td><td>Ctn Wt</td><td>30</td></tr> <tr> <td>COL Sq Ft</td><td>9</td><td>Cu Ft</td><td>13</td></tr> </table>	Dimensions	D	W	H	Overall	21	18 3/4	46	Seat	17	18 3/4	30 3/4	Upholstery		Shipping		COM Ydg	3/4	Ctn Wt	30	COL Sq Ft	9	Cu Ft	13	All Wood \$586 COM \$636 A \$656 B \$676 COL/C \$705 D \$746 E \$787 F \$832 G \$894 H \$957 I \$1,061 J \$1,183 L1 \$904 L2 \$968				
Dimensions	D	W	H																												
Overall	21	18 3/4	46																												
Seat	17	18 3/4	30 3/4																												
Upholstery		Shipping																													
COM Ydg	3/4	Ctn Wt	30																												
COL Sq Ft	9	Cu Ft	13																												
Tablet	309A All Wood 309C Uph. Seat <ul style="list-style-type: none"> · 11 x 11 1/2 standard size tablet · optional 11 x 17 tablet arm available - add \$41 upcharge · tablet standard on right · available with left tablet - please specify when ordering · optional front leg casters available - add \$64 list for set of 2 casters 	<table> <tr> <th>Dimensions</th><th>D</th><th>W</th><th>H</th></tr> <tr> <td>Overall</td><td>28 1/4</td><td>24 1/2</td><td>34 1/2</td></tr> <tr> <td>Seat</td><td>14</td><td>20</td><td>18 1/4</td></tr> <tr> <td>Arm</td><td></td><td></td><td>29 1/2</td></tr> <tr> <th colspan="2">Upholstery</th><th colspan="2">Shipping</th></tr> <tr> <td>COM Ydg</td><td>3/4</td><td>Ctn Wt</td><td>33</td></tr> <tr> <td>COL Sq Ft</td><td>9</td><td>Cu Ft</td><td>14</td></tr> </table>	Dimensions	D	W	H	Overall	28 1/4	24 1/2	34 1/2	Seat	14	20	18 1/4	Arm			29 1/2	Upholstery		Shipping		COM Ydg	3/4	Ctn Wt	33	COL Sq Ft	9	Cu Ft	14	All Wood \$589 COM \$661 A \$680 B \$696 COL/C \$731 D \$769 E \$810 F \$856 G \$916 H \$981 I \$1,083 J \$1,207 L1 \$926 L2 \$993
Dimensions	D	W	H																												
Overall	28 1/4	24 1/2	34 1/2																												
Seat	14	20	18 1/4																												
Arm			29 1/2																												
Upholstery		Shipping																													
COM Ydg	3/4	Ctn Wt	33																												
COL Sq Ft	9	Cu Ft	14																												

Description	Model	Specifications	List Price Per Grade																								
Swivel Barstool   319A all wood 319C uph. seat	319A All Wood 319C Uph. Seat • 360° swivel • optional self-centering swivel plate - no upcharge, please specify when ordering • casters not available • standard with brass scuff plate, also available in polished aluminum or matte black	<table> <tr> <th>Dimensions</th><th>D</th><th>W</th><th>H</th></tr> <tr> <td>Overall</td><td>20 1/2</td><td>18 3/4</td><td>46 3/4</td></tr> <tr> <td>Seat</td><td>16</td><td>18 1/2</td><td>30</td></tr> <tr> <th colspan="2">Upholstery</th><th colspan="2">Shipping</th></tr> <tr> <td>COM Ydg</td><td>3/4</td><td>Ctn Wt</td><td>42</td></tr> <tr> <td>COL Sq Ft</td><td>9</td><td>Cu Ft</td><td>13</td></tr> </table>	Dimensions	D	W	H	Overall	20 1/2	18 3/4	46 3/4	Seat	16	18 1/2	30	Upholstery		Shipping		COM Ydg	3/4	Ctn Wt	42	COL Sq Ft	9	Cu Ft	13	All Wood \$710 COM \$758 A \$780 B \$800 COL/C \$831 D \$869 E \$910 F \$955 G \$1,015 H \$1,079 I \$1,183 J \$1,307 L1 \$1,027 L2 \$1,094
Dimensions	D	W	H																								
Overall	20 1/2	18 3/4	46 3/4																								
Seat	16	18 1/2	30																								
Upholstery		Shipping																									
COM Ydg	3/4	Ctn Wt	42																								
COL Sq Ft	9	Cu Ft	13																								

Barstool 44"h   317A all wood 317C uph. seat	317A All Wood 317C Uph. Seat • 43 1/2" back height • optional 1 3/4" circle back cut out - add \$20 list per chair • casters not available • standard with brass scuff plate, also available in polished aluminum or matte black	<table> <tr> <th>Dimensions</th><th>D</th><th>W</th><th>H</th></tr> <tr> <td>Overall</td><td>21</td><td>18 3/4</td><td>43 1/2</td></tr> <tr> <td>Seat</td><td>17</td><td>18 3/4</td><td>30 3/4</td></tr> <tr> <th colspan="2">Upholstery</th><th colspan="2">Shipping</th></tr> <tr> <td>COM Ydg</td><td>3/4</td><td>Ctn Wt</td><td>30</td></tr> <tr> <td>COL Sq Ft</td><td>9</td><td>Cu Ft</td><td>13</td></tr> </table>	Dimensions	D	W	H	Overall	21	18 3/4	43 1/2	Seat	17	18 3/4	30 3/4	Upholstery		Shipping		COM Ydg	3/4	Ctn Wt	30	COL Sq Ft	9	Cu Ft	13	All Wood \$616 COM \$667 A \$687 B \$705 COL/C \$739 D \$780 E \$818 F \$863 G \$923 H \$988 I \$1,092 J \$1,214 L1 \$937 L2 \$1,002
Dimensions	D	W	H																								
Overall	21	18 3/4	43 1/2																								
Seat	17	18 3/4	30 3/4																								
Upholstery		Shipping																									
COM Ydg	3/4	Ctn Wt	30																								
COL Sq Ft	9	Cu Ft	13																								

To Order, Specify:

- Model Number
- Wood Species - Red Oak (RO) or Maple (M)
- Wood Finish/Color
- Upholstered Seat Style - horseshoe style; add \$26 list per chair/barstool; add \$33 list per bench
- Fabric Selection - vendor, pattern and color
- Optional FRONT LEG Casters - add \$64 list; specify seat height. **NOT AVAILABLE on BARSTOOLS**
- Optional Trim Nails - add \$124 list per chair/barstool; add \$157 list per bench! Antique Brass standard; optional Black trim nails available, specify when ordering
- Optional Circle Cut Out - add \$20 list per chair (select)
- Optional Rubber Cushion Nylon Glides - no upcharge

④ Wood Finish/Color Options:**Red Oak**

BRW Brownie
CAN Canyon
CIT Citron
DES Desert

Maple

CAG Aged Ash Coordinate
CAL Ale Light Coordinate
ALM Ale Medium
AUB Auburn
BRL Barley
CBE Blonde Echo Coordinate
CBO Bourbon Light Coordinate
BBM Bourbon Medium
CBZ Brazilwood Coordinate
CBG Brighton Light Coordinate
BRM Brighton Medium
BUT Butterscotch
CIN Cinnamon
CLA Classic
CCF Coffee Coordinate
CLL Collectors
CCR Cremello Coordinate
EAR Earthy
ESP Espresso
FLX Flax
CFL Florence Walnut Coordinate

ECU Ecru
HEN Henna
HNY Honey
NUT Nut Brown

CFO Fossil Coordinate
CGR Graphite Coordinate
HRV Harvest
CHL High Line Coordinate
CKC Khaki Coordinate
LGC Legacy
MCH Mocha
NTO Night Owl
COA Oatmeal Cookie Coordinate
CPI Pinnacle Walnut Coordinate
PRL Praline
SAF Saffron
SIE Sienna
CST Studio Teak Coordinate
TOF Toffee
TRF Truffle
VEN Venetian
CVI Vintage Coordinate
CWH Walnut Heights Coordinate
CWE Weathered Ash Coordinate



Color - Add \$43 list per item

BKD Backdrop
BFX Black Fox
BWH Bright White
CGP Cargo Pants
CHT Chatroom
DSY Daisy
DRG Daring
DYN Dynamo
ENG Enigma
FRR French Roast
GBY Georgian Bay
GRV Greek Villa
GLF Gulf Stream
HTB Heartthrob
NET Network Gray
NWH Nonchalant White
PAR Paradise
QXP Quixotic Plum
RBZ Relic Bronze
SND Sandbank
TRC Tricorn Black

- ⑤ Visit www.jsifurniture.com/finishes-and-materials/textiles for our textiles program. See selection of standard and graded in manufacturers and patterns.


Specifications

- Wood species - Red Oak or Maple.
- Seat is upholstered with 1" high density polyurethane foam.
- Mortise and tenon construction with corner blocks, glue and screws.
- Standard with rubber cushion metal glides.

Description		① Model	Specifications				List Price Per Grade	
Barstool 46"h		318A All Wood 318C Uph. Seat · 46" back height · optional 1 ¾" circle back cut out - add \$20 list per chair · casters not available · standard with brass scuff plate, also available in polished aluminum or matte black					All Wood	\$586
 318A all wood	 318C uph. seat	Dimensions		D	W	H	COM	\$636
		Overall		21	18 ¾	46	A	\$656
		Seat		17	18 ¾	30 ¾	B	\$676
		Upholstery		Shipping			COL/C	\$705
		COM Ydg		¾	Ctn Wt	30	D	\$746
		COL Sq Ft		9	Cu Ft	13	E	\$787
						F	\$832	
						G	\$894	
						H	\$957	
						I	\$1,061	
						J	\$1,183	
						L1	\$904	
						L2	\$968	

318A
all wood318C
uph. seat

Bench 52"w



321A

all wood

321A All Wood

321C Uph. Seat

· casters not available

Dimensions	D	W	H
Overall	20 ¾	52 ¼	34 ¾
Seat	17	48 ¼	18
Arm			27 ¼
Upholstery	Shipping		
COM Ydg	1 ¾	Ctn Wt	70
COL Sq Ft	23	Cu Ft	31

All Wood \$2,424

COM \$2,573

A \$2,633

B \$2,677

COL/C \$2,751

D \$2,846

E \$2,941

F \$3,041

G \$3,186



H \$3,338

I \$3,576


J \$3,862

L1 \$3,215

L2 \$3,365

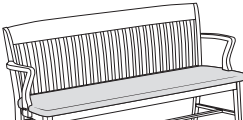
321A
all wood321C
uph. seat

Bench 63"w



322A

all wood



322A All Wood

322C Uph. Seat

· casters not available

Dimensions	D	W	H
Overall	21 ½	63	34 ¾
Seat	17	59	18
Arm			27 ¼
Upholstery	Shipping		
COM Ydg	1 ¾	Ctn Wt	90
COL Sq Ft	23	Cu Ft	40

All Wood

\$2,740

COM

\$2,919

A

\$2,986

B

\$3,028

COL/C

\$3,101

D

\$3,196

E

\$3,293

F

\$3,392

G

\$3,536

H

\$3,690

I

\$3,924

J



\$4,212

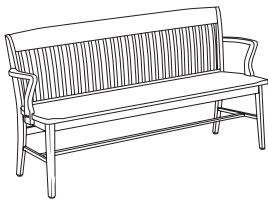
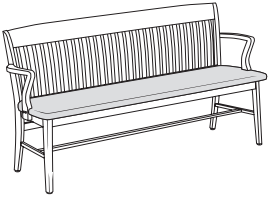
L1

\$3,564

L2

\$3,716

322A
all wood322C
uph. seat

Description	① Model	Specifications			List Price Per Grade	
Bench 72"W	323A All Wood 323C Uph. Seat · casters not available	Dimensions	D	W	H	All Wood \$3,033
		Overall	21 ½	71 ¾	34 ¾	COM \$3,225
323A all wood		Seat	17	67 ¾	18	A \$3,300
		Arm			27 ¼	B \$3,355
323C uph. seat		Upholstery	Shipping			COL/C \$3,452
		COM Ydg	2 ¼	Ctn Wt	110	D \$3,571
		COL Sq Ft	23	Cu Ft	41	E \$3,697
						F \$3,825
						G \$4,009
						H \$4,206
						I \$4,513
						J \$4,881
						L1 \$4,046
						L2 \$4,242

To Order, Specify:

- ① Model Number
- ② Wood Species - Red Oak (RO) or Maple (M)
- ③ Wood Finish/Color
- ④ Upholstered Seat Style - horseshoe style; add \$26 list per chair/barstool; add \$33 list per bench
- ⑤ Fabric Selection - vendor, pattern and color
- ⑥ Optional FRONT LEG Casters - add \$64 list; specify seat height. **NOT AVAILABLE on BARSTOOLS**
- ⑦ Optional Trim Nails - add \$124 list per chair/barstool; add \$157 list per bench! Antique Brass standard; optional Black trim nails available, specify when ordering
- ⑧ Optional Circle Cut Out - add \$20 list per chair (select)
- ⑨ Optional Rubber Cushion Nylon Glides - no upcharge

④ Wood Finish/Color Options:**Red Oak**

BRW Brownie
CAN Canyon
CIT Citron
DES Desert

Maple

CAG Aged Ash Coordinate
CAL Ale Light Coordinate
ALM Ale Medium
AUB Auburn
BRL Barley
CBE Blonde Echo Coordinate
CBO Bourbon Light Coordinate
BBM Bourbon Medium
CBZ Brazilwood Coordinate
CBG Brighton Light Coordinate
BRM Brighton Medium
BUT Butterscotch
CIN Cinnamon
CLA Classic
CCF Coffee Coordinate
CLL Collectors
CCR Cremello Coordinate
EAR Earthy
ESP Espresso
FLX Flax
CFL Florence Walnut Coordinate

ECU Ecu
HEN Henna
HNY Honey
NUT Nut Brown

CFO Fossil Coordinate
CGR Graphite Coordinate
HRV Harvest
CHL High Line Coordinate
CKC Khaki Coordinate
LGC Legacy
MCH Mocha
NTO Night Owl
COA Oatmeal Cookie Coordinate
CPI Pinnacle Walnut Coordinate
PRL Praline
SAF Saffron
SIE Sienna
CST Studio Teak Coordinate
TOF Toffee
TRF Truffle
VEN Venetian
CVI Vintage Coordinate
CWH Walnut Heights Coordinate
CWE Weathered Ash Coordinate

Color - Add \$43 list per item

BKD Backdrop
BFX Black Fox
BWH Bright White
CGP Cargo Pants
CHT Chatroom
DSY Daisy
DRG Daring
DYN Dynamo
ENG Enigma
FRR French Roast
GBY Georgian Bay
GRV Greek Villa
GLF Gulf Stream
HTB Heartthrob
NET Network Gray
NWH Nonchalant White
PAR Paradise
QXP Quixotic Plum
RBZ Relic Bronze
SND Sandbank
TRC Tricorn Black

- ⑤ Visit www.jsifurniture.com/finishes-and-materials/textiles for our textiles program. See selection of standard and graded in manufacturers and patterns.

Specifications

- Wood species - Red Oak or Maple.
- Seat is upholstered with 1" high density polyurethane foam.
- Mortise and tenon construction with corner blocks, glue and screws.
- Standard with rubber cushion metal glides.

Ansen Order Check List:



Specify:

☐ 1. Model Number

☐ 2. Wood Species - Maple (M)

☐ 3. Wood Finish/Color

☐ 4. Fabric Selection - vendor, pattern and color

☐ 5. Optional Scuff Plate - Brass (BRASS), Matte Black (BLACK) or Polished Aluminum (PAM) - add \$22 list

☐ 6. Optional Rubber Cushion Nylon Glides - no upcharge

Example:

AS1414D
(model #)

M
(wood species)

AUB
(finish)

MOMENTUM
(fabric vendor)

VOX
(pattern name)

MYSTIC
(pattern color)

PAM
(scuff plate)

1. Model Number

2. Wood Species - Maple (M)

3. Finish Options:

Maple Finish			
CAG	Aged Ash Coordinate	CFO	Fossil Coordinate
CAL	Ale Light Coordinate	CGR	Graphite Coordinate
ALM	Ale Medium	HRV	Harvest
AUB	Auburn	CHL	High Line Coordinate
BRL	Barley	CKC	Khaki Coordinate
CBE	Blonde Echo Coordinate	LGC	Legacy
CBO	Bourbon Light Coordinate	MCH	Mocha
BBM	Bourbon Medium	NTO	Night Owl
CBZ	Brazilwood Coordinate	COA	Oatmeal Cookie Coordinate
CBG	Brighton Light Coordinate	CPI	Pinnacle Walnut Coordinate
BRM	Brighton Medium	PRL	Praline
BUT	Butterscotch	SAF	Saffron
CIN	Cinnamon	SIE	Sienna
CLA	Classic	CST	Studio Teak Coordinate
CCF	Coffee Coordinate	TOF	Toffee
CLL	Collectors	TRF	Truffle
CCR	Cremello Coordinate	VEN	Venetian
EAR	Earthy	CVI	Vintage Coordinate
ESP	Espresso	CWH	Walnut Heights Coordinate
FLX	Flax	CWE	Weathered Ash Coordinate
CFL	Florence Walnut Coordinate		

Color: Add \$43 list per item

BKD	Backdrop	GRV	Greek Villa
BFX	Black Fox	NET	Network Gray
BWH	Bright White	NWH	Nonchalant White
CGP	Cargo Pants	STM	Storm
CHT	Chatroom	TRC	Tricorn Black
FRR	French Roast		

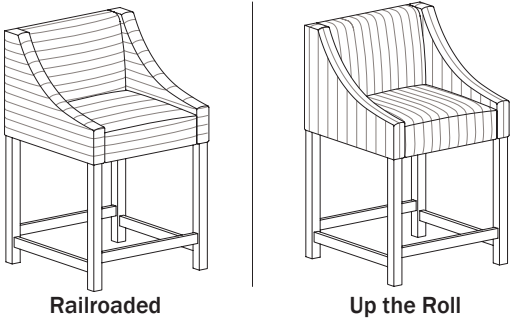
4. Fabric Selection - Please supply the following:
Fabric vendor/ Pattern name/ Pattern color

[For a complete list of JSI Standard and Graded-In Textiles click here](#)

- Indicate direction of fabric - Railroaded or Up the Roll
 - Please provide illustration, if available
- All COM orders must include the following:**
- Vendor's name, pattern name and color
 - Sample of the fabric attached to the order
 - Model numbers of items for fabric application
 - Special application instructions (e.g., all stripes will be applied front to back unless specified otherwise)
 - Customer and purchase order number

Ship prepaid COM material to:
JSI
Attn: COM Department
201 East Martin Street
Receiving B, Dock 71
Orleans, IN 47452

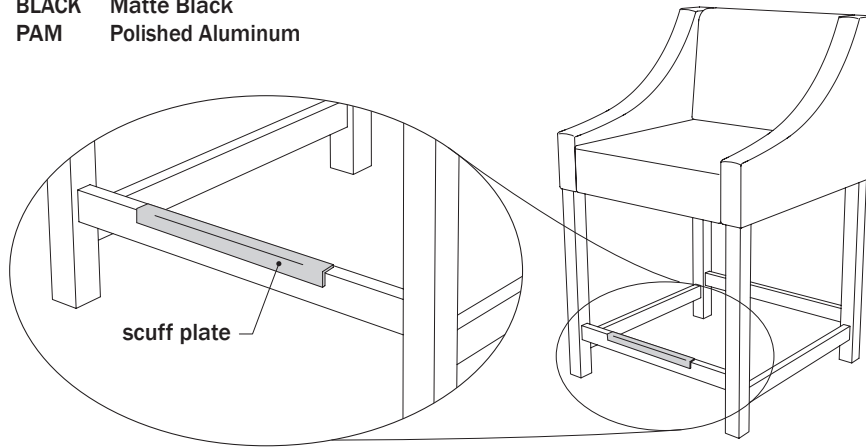
Application of fabrics:



All COM orders will ship at standard lead time from receipt of COM except for orders requiring special custom matched finishes.

5. Optional Scuff Plate - add \$22 list; specify color

BRASS	Brass
BLACK	Matte Black
PAM	Polished Aluminum



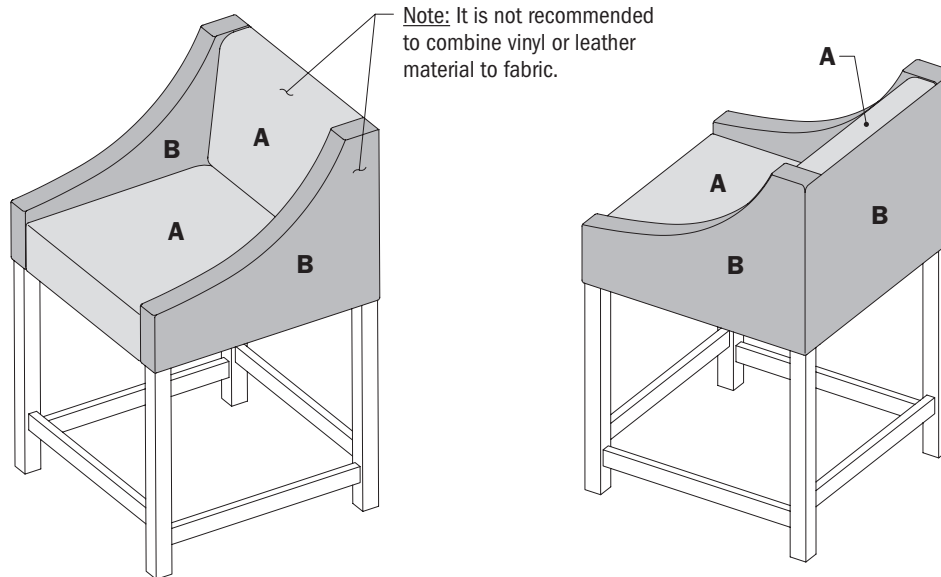
6. Optional Rubber Cushion Nylon Glides - no upcharge

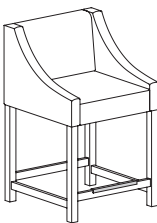
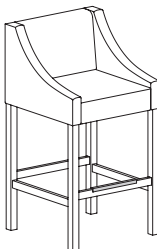
Contrasting Upholstery

Ansen stools can be specified with contrasting upholstery.

When specified, the unit will be priced based on the highest grade fabric selected.

Specify seat/interior back fabric (A), and arms/exterior back fabric (B) on your order. See below:



Description	1 Model	Specifications	List Price Per Grade
<div>Counter Height Stool</div> 	AS1414D <ul style="list-style-type: none">· upholstered seat and back· optional matte black, polished aluminum or brass scuff plate available; specify color and add \$22 list each	Dimensions	COM \$946
		D	A \$975
		W	B \$1,034
		H	COL/C \$1,136
		Overall	D \$1,268
		Seat	E \$1,399
		Upholstery	F \$1,604
		Shipping	G \$1,825
		COM Ydg	H \$2,058
		COL Sq Ft	I \$2,425
<div>Barstool</div> 	AS1418D <ul style="list-style-type: none">· upholstered seat and back· optional matte black, polished aluminum or brass scuff plate available; specify color and add \$22 list each	Dimensions	COM \$946
		D	A \$975
		W	B \$1,034
		H	COL/C \$1,136
		Overall	D \$1,268
		Seat	E \$1,399
		Upholstery	F \$1,604
		Shipping	G \$1,825
		COM Ydg	H \$2,058
		COL Sq Ft	I \$2,425
			J \$2,863
			L1 \$2,220
			L2 \$2,571

To Order, Specify:

- 1 Model Number
- 2 Wood Species - Maple (M)
- 3 Wood Frame Finish
 - a.) Maple Finish
 - b.) Paint Color - upcharge applies
- 4 Fabric Selection - vendor, pattern and color
- 5 Optional Scuff Plate - Matte Black (BLK), Brass (BRASS), Polished Aluminum (PAM) - add \$22 list
- 6 Optional Rubber Cushion Nylon Glides - no upcharge

3 Wood Finish/Color Options:

Maple	
CAG	Aged Ash Coordinate
CAL	Ale Light Coordinate
ALM	Ale Medium
AUB	Auburn
BRL	Barley
CBE	Blonde Echo Coordinate
CBO	Bourbon Light Coordinate
BBM	Bourbon Medium
CBZ	Brazilwood Coordinate
CBG	Brighton Light Coordinate
BRM	Brighton Medium
BUT	Butterscotch
CIN	Cinnamon
CLA	Classic
CCF	Coffee Coordinate
CLL	Collectors
CCR	Cremello Coordinate
EAR	Earthy
ESP	Espresso
FLX	Flax
CFL	Florence Walnut Coordinate
CFO	Fossil Coordinate
CGR	Graphite Coordinate
HRV	Harvest
CHL	High Line Coordinate
CKC	Khaki Coordinate
LGC	Legacy
MCH	Mocha
NTO	Night Owl
COA	Oatmeal Cookie Coordinate
CPI	Pinnacle Walnut Coordinate
PRL	Praline
SAF	Saffron
SIE	Sienna
CST	Studio Teak Coordinate
TOF	Toffee
TRF	Truffle
VEN	Venetian
CVI	Vintage Coordinate
CWH	Walnut Heights Coordinate
CWE	Weathered Ash Coordinate

Color - Add \$43 list per item

BKD	Backdrop	GRV	Greek Villa
BFX	Black Fox	GLF	Gulf Stream
BWH	Bright White	HTB	Hearthrob
CGP	Cargo Pants	NET	Network Gray
CHT	Chatroom	NWH	Nonchalant White
DSY	Daisy	PAR	Paradise
DRG	Daring	QXP	Quixotic Plum
DYN	Dynamo	RBZ	Relic Bronze
ENG	Enigma	SND	Sandbank
FRR	French Roast	TRC	Tricorn Black
GBY	Georgian Bay		

- 4 Visit www.jsifurniture.com/finishes-and-materials/textiles for our textiles program. See selection of standard and graded in manufacturers and patterns.

Specifications

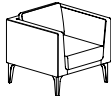
- Wood Species - Maple.
- Seat is upholstered with 2" high density polyurethane foam and synthetic sheet webbing for added comfort.
- Seat has single needle top stitch detail for added style and durability.
- Back is upholstered with 1 1/2" polyurethane foam.
- Mortise and tenon construction with corner blocks, glue and screws.
- Standard with rubber cushion metal glides.

Arwyn - Overview

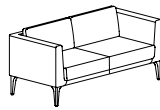
Lounge - Cushion Back



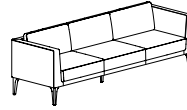
[Single Seat, Small Scale](#)



[Single Seat](#)



[Two Seat](#)



[Three Seat](#)

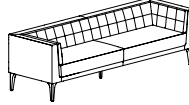
Lounge - Quilted Wrap



[Single Seat](#)

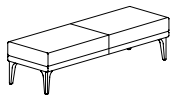


[Two Seat](#)

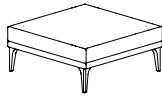


[Three Seat](#)

Lounge - Benches/Ottomans



[Rectangular Benches](#)



[Square Ottomans](#)

Guest + Crossover with Wood Leg



[Guest](#)



[High Back](#)



[Ottoman](#)

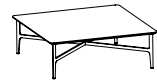
Tables with Wood Legs



[19"h](#)



[21"h](#)



[16"h](#)

Guest + Crossover with Metal Leg



[Guest](#)



[High Back](#)



[Ottoman](#)

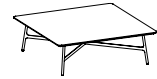
Tables with Metal Legs



[19"h](#)



[21"h](#)



[16"h](#)

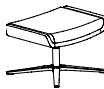
Swivel Guest + Crossover with 4 Star Base



[Swivel Guest](#)



[High Back](#)



[Ottoman](#)

Swivel Guest with 5 Star Base



[Swivel Guest](#)

Arwyn Lounge Order Check List:



Specify:

☐ 1. Model Number

☐ 2. Fabric Selection

A. Frame/Apron - Vendor, Pattern and Color

B. Back Cushion/Quilt Wrap - Vendor, Pattern and Color

C. Seat Cushion - Vendor, Pattern and Color

☐ 3. Back Cushion - Plain (PBC) or Quilted (QBC), specify and upcharge applies

☐ 4. Seat Cushion - Plain (PSC) or Quilted (QSC), specify and upcharge applies

☐ 5. Foot Option

A. Wood (WF)

B. Metal Finish (MF) - Arctic Silver (ASL), Matte Black (MBK), Pewter (PEW), Polished Aluminum (PAM) or Soft Nickel (SNK)

☐ 6. Arm Caps - Wood (W) add \$190 , Solid Surface (S) add \$306 or 3D Black Laminate (B3L), add \$190 list per set

☐ 7. Optional Power in the Side Arm - Black (B) or White (W); add \$336 list each, specify location (as seated)

Example:

AW6011 (model #)	Maharam (fabric vendor)	Kvadrat Molly (pattern name)	170 (pattern color)	QBC (back cushion)	WF (foot option)	TOF (finish)	No (power)
fabric specified per zone							

1. Model Number

2. Fabric Selection - Please supply the following:
Fabric vendor/ Pattern name/ Pattern color
[For a complete list of JSI Standard and Graded-In Textiles click here](#)

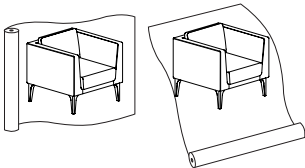
- Indicate direction of fabric - Railroaded or Up the Roll
- Please provide illustration, if available

All COM orders must include the following:

- Vendor's name, pattern name and color
- Sample of the fabric attached to the order
- Model numbers of items for fabric application
- Special application instructions
- Customer and purchase order number

Ship prepaid COM material to:
JSI
Attn: COM Department
932 Mill Street
Jasper, IN 47546

Application of fabric:
Railroaded Up the Roll



All COM orders will ship at standard lead time from receipt of COM except for orders requiring special custom matched finishes.

3. Back Cushion:

Available in Plain (PBC) or Quilted (QBC).

4. Seat Cushion:

Available in Plain (PSC) or Quilted (QSC).

5. Foot Options:

A. Wood Maple Foot (WF)

CAG	Aged Ash Coordinate	CFO	Fossil Coordinate
CAL	Ale Light Coordinate	CGR	Graphite Coordinate
ALM	Ale Medium	HRV	Harvest
AUB	Auburn	CHL	High Line Coordinate
BRL	Barley	CKC	Khaki Coordinate
CBE	Blonde Echo Coordinate	LGC	Legacy
CBO	Bourbon Light Coordinate	MCH	Mocha
BBM	Bourbon Medium	NTO	Night Owl
CBZ	Brazilwood Coordinate	COA	Oatmeal Cookie Coordinate
CBG	Brighton Light Coordinate	CPI	Pinnacle Walnut Coordinate
BRM	Brighton Medium	PRL	Praline
BUT	Butterscotch	SAF	Saffron
CIN	Cinnamon	SIE	Sienna
CLA	Classic	CST	Studio Teak Coordinate
CCF	Coffee Coordinate	TOF	Toffee
CLL	Collectors	TRF	Truffle
CCR	Cremello Coordinate	VEN	Venetian
EAR	Earthy	CVI	Vintage Coordinate
ESP	Espresso	CWH	Walnut Heights Coordinate
FLX	Flax	CWE	Weathered Ash Coordinate
CFL	Florence Walnut Coordinate		

B. Metal Foot (MF)

ASL	Arctic Silver	PAM	Polished Aluminum
MBK	Matte Black	SNK	Soft Nickel
PEW	Pewter		

6. Arm Cap**A. Wood (WAC)**

CAG	Aged Ash Coordinate	CFO	Fossil Coordinate
CAL	Ale Light Coordinate	CGR	Graphite Coordinate
ALM	Ale Medium	HRV	Harvest
AUB	Auburn	CHL	High Line Coordinate
BRL	Barley	CKC	Khaki Coordinate
CBE	Blonde Echo Coordinate	LGC	Legacy
CBO	Bourbon Light Coordinate	MCH	Mocha
BBM	Bourbon Medium	NTO	Night Owl
CBZ	Brazilwood Coordinate	COA	Oatmeal Cookie Coordinate
CBG	Brighton Light Coordinate	CPI	Pinnacle Walnut Coordinate
BRM	Brighton Medium	PRL	Praline
BUT	Butterscotch	SAF	Saffron
CIN	Cinnamon	SIE	Sienna
CLA	Classic	CST	Studio Teak Coordinate
CCF	Coffee Coordinate	TOF	Toffee
CLL	Collectors	TRF	Truffle
CCR	Cremello Coordinate	VEN	Venetian
EAR	Earthy	CVI	Vintage Coordinate
ESP	Espresso	CWH	Walnut Heights Coordinate
FLX	Flax	CWE	Weathered Ash Coordinate
CFL	Florence Walnut Coordinate		

B. Solid Surface (SAC)

ARM	Armadillo	PEB	Pebble Pearl
BLP	Black Pearl	PUR	Pure White

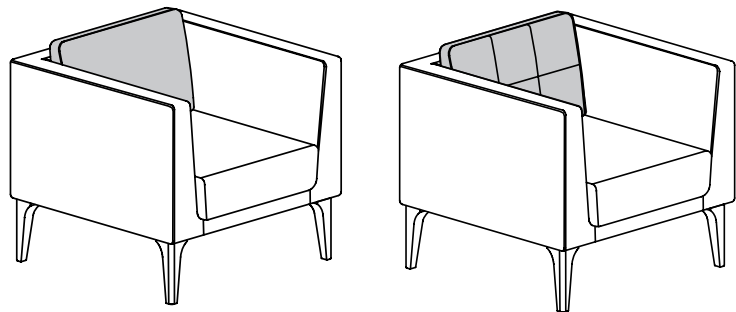
C. Black 3D Laminate (B3LAC)**7. Optional Power in the Side Arm**

Available in Black (B) or White (W), add \$336 list each, specify location (as seated)

Arwyn Lounge

Lounge Single, Two and Three seat models offer two back styles for aesthetic appeal. Models can be selected with fixed cushion back or quilted wrap. In addition the cushion back models can be specified with plain or quilted back. All cushions are fixed.

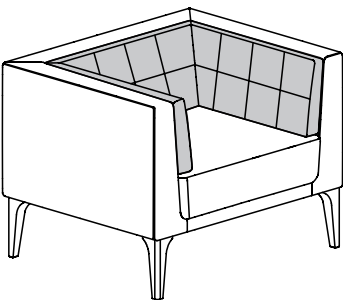
Cushion Back



Plain Back

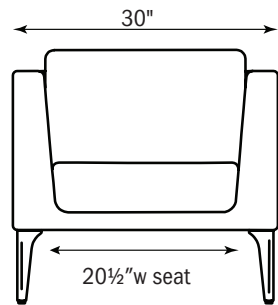
Quilted Back

Quilted Wrap

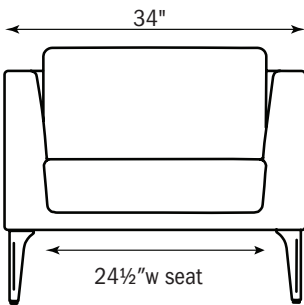


Seat Width

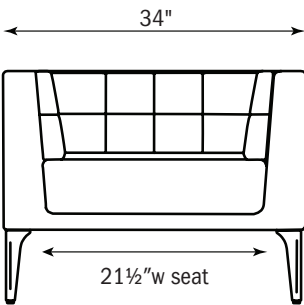
Arwyn Single Seat with Cushion Back offers a small scale option, which also reduces the seating space.



Small Scale
Cushion Back



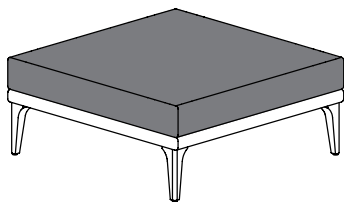
Cushion Back



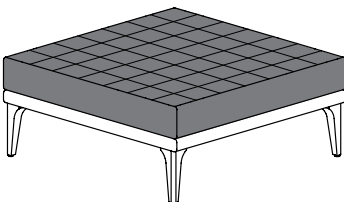
Quilted Wrap

Seat Cushion

Ottoman and benches offer a choice of plain or quilted seat fixed cushion..



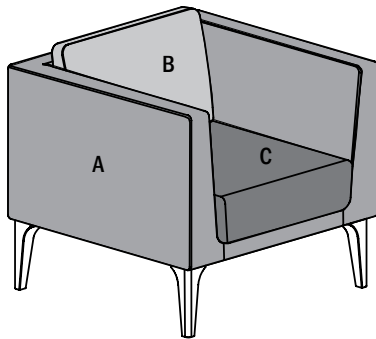
Plain Seat



Quilted Seat

Fabric Application

Arwyn affords the ability to be specified with multiply upholsteries to create a unique look. Upholstery zones are defined by the style of the unit.

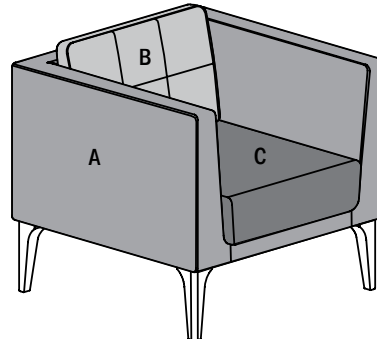


Plain Back Cushion

A = Frame

B = Back Cushion

C = Seat Cushion

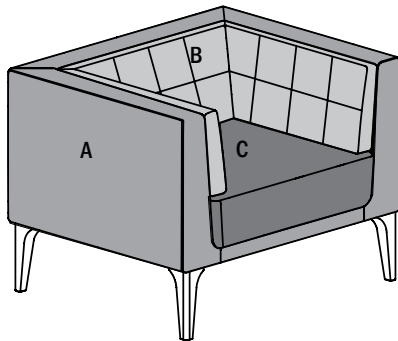


Quilted Back Cushion

A = Frame

B = Quilted Back Cushion

C = Seat Cushion

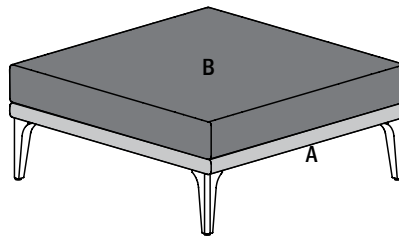


Quilted Wrap

A = Frame

B = Quilt Wrap

C = Seat Cushion



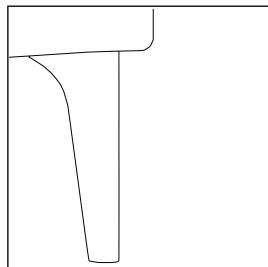
Ottoman

A = Apron

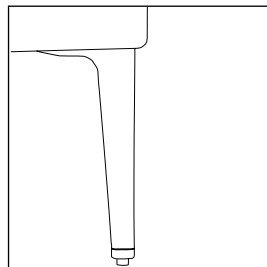
B = Seat Cushion

Foot Option

Lounge, benches and ottoman models are available with options of wood or metal feet.



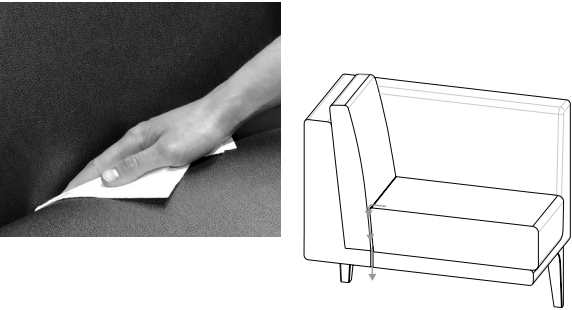
Wood



Metal

Discreet Cleanout

Single seat with cushion back models (AW6010-CO and AW6011-CO) offer a discreet cleanout for ease in cleaning. Cleanout is incorporated in such a way as to not be noticeable from the approach, as well as provide sufficient pass through to an opening in the bottom of the chair.



Arm Caps

Available in wood, solid surface and 3D Black Laminate. 3D Black laminate is fully sealed to prevent water, bacteria and dirt from penetrating through surface.



Wood - add \$190

- CAG Aged Ash Coordinate
- CAL Ale Light Coordinate
- ALM Ale Medium
- AUB Auburn
- BRL Barley
- CBE Blonde Echo Coordinate
- CBO Bourbon Light Coordinate
- BBM Bourbon Medium
- CBZ Brazilwood Coordinate
- CBG Brighton Light Coordinate
- BRM Brighton Medium
- BUT Butterscotch
- CIN Cinnamon
- CLA Classic
- CCF Coffee Coordinate
- CLL Collectors
- CCR Cremello Coordinate
- EAR Earthy
- ESP Espresso
- FLX Flax
- CFL Florence Walnut Coordinate

- CFO Fossil Coordinate
- CGR Graphite Coordinate
- HRV Harvest
- CHL High Line Coordinate
- CKC Khaki Coordinate
- LGC Legacy
- MCH Mocha
- NTO Night Owl
- COA Oatmeal Cookie Coordinate
- CPI Pinnacle Walnut Coordinate
- PRL Praline
- SAF Saffron
- SIE Sienna
- CST Studio Teak Coordinate
- TOF Toffee
- TRF Truffle
- VEN Venetian
- CVI Vintage Coordinate
- CWH Walnut Heights Coordinate
- CWE Weathered Ash Coordinate

Solid Surface - add \$306

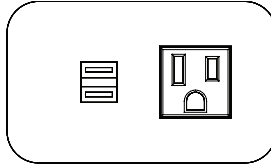

- ARM Armadillo
- BLP Black Pearl
- PEB Pebble Pearl
- PUR Pure White

3D Black Laminate - add \$190

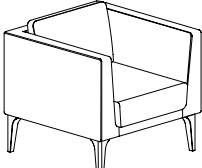
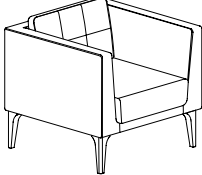
"available in Black ONLY"

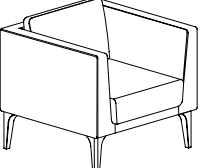
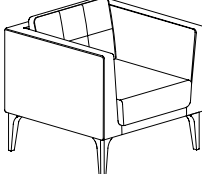
Optional Power in the Side Arm

Specify optional power in the left or right side arm of lounge models or in both arms of two and three seaters; add \$336 list per powered arm.

**EC48**

- One 12A, 120 VAC spill resistant receptacles
- Two 2.1A (11W) USB charging ports
- Cord Length 108"
- 90" Flat Plug with 45 degree rotation
- Specify Black (B) or White (W)
- Factory Installed
- ETL Listed

Description	1 Model	Specifications	List Price Per Grade
Single Seat Lounge - Cushion Back	AW6011	Dimensions	COM \$2,169
		Overall 29 ½ 34 29 ¼	A \$2,222
		Seat 20 24 ½ 16 ¼	B \$2,327
		Arm 26 ¼	COL/C \$2,512
		Overall Upholstery	D \$2,749
		COM Ydg 5 Ctn Wt 69	E \$2,987
		COL Sq Ft 100 Cu Ft 21	F \$3,357
		Frame	G \$3,752
		COM Ydg 3 ¾	H \$4,174
		COL Sq Ft 75	I \$4,833
		Back Cushion	J \$5,625
		COM Ydg ¾	L1 \$4,042
		COL Sq Ft 13	L2 \$4,570
		Seat Cushion	
		COM Ydg 1 ⅙	
		COL Sq Ft 26	

Single Seat Lounge - Cushion Back with Discreet Cleanout	AW6011-CO	Dimensions	COM \$2,276
		Overall 29 ½ 34 29 ¼	A \$2,326
		Seat 20 24 ½ 16 ¼	B \$2,426
		Arm 26 ¼	COL/C \$2,602
		Overall Upholstery	D \$2,828
		COM Ydg 5 Ctn Wt 71	E \$3,053
		COL Sq Ft 100 Cu Ft 21	F \$3,403
		Frame	G \$3,780
		COM Ydg 3 ¾	H \$4,181
		COL Sq Ft 75	I \$4,807
		Back Cushion	J \$5,559
		COM Ydg ¾	L1 \$4,055
		COL Sq Ft 13	L2 \$4,557
		Seat Cushion	
		COM Ydg 1 ⅙	
		COL Sq Ft 26	

To Order, Specify:

- 1 Model Number
- 2 Fabric Selection - vendor, pattern and color
 - a.) Frame
 - b.) Back Cushion
 - c.) Seat Cushion
- 3 Back Cushion
 - a.) Plain (PBC)
 - b.) Quilted (QBC) - upcharge applies
- 4 Foot Option
 - a.) Wood
 - b.) Metal Finish - Arctic Silver (ASL), Matte Black (MBK), Pewter (PEW), Polished Aluminum (PAM) or Soft Nickel (SNK)
- 5 Arm Caps - Wood (W) add \$190 , Solid Surface (S) add \$306 or 3D Black Laminate (B3L) add \$190 list per set
- 6 Optional Power in the Side Arm - Black (B) or White (W) - indicate left or right (as seated) add \$336 each

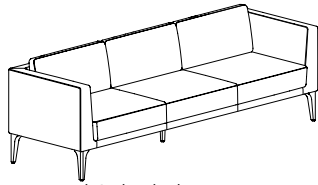
Specifications

- Frame constructed of hardwood solids and plywood. Joinery includes puzzle joints and lap joints with metal fasteners.
- Wood legs include metal mounting plate and fixed metal glides.
- Metal legs feature adjustable foot with nylon glide and ½" adjustment range.
- Upholstery is tailor sewn over multi-density high resilience polyurethane foam.
- Seat cushion thickness 3 ½".
- Back cushion tapered thickness - 2 ½ at top - 4 ¾ at bottom.

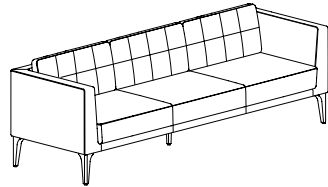
Description	① Model	Specifications				List Price Per Grade
Two Seat - Cushion Back	<div>AW6012</div> <div><ul style="list-style-type: none">• select maple wood feet or metal feet, JSI standard finishes• specify upholstery on frame separately from upholstery on back cushion and separately from upholstery on seat cushion• quilted back cushion available, specify and add \$171 list• arm caps available: wood, solid surface or 3D black laminate - upcharges apply• power available in the side arm - upcharge applies</div>	Dimensions	D	W	H	COM \$3,072
		Overall	29 ½	63	29 ¼	A \$3,167
Seat		20	56 ½	16 ¼	B \$3,358	
Arm				26 ¼	COL/C \$3,690	
Overall Upholstery		Shipping			D \$4,117	
COM Ydg		8 ¾	Ctn Wt	110	E \$4,545	
COL Sq Ft		193	Cu Ft	37	F \$5,209	
Frame					G \$5,922	
COM Ydg		4 ⅝			H \$6,681	
COL Sq Ft		101			I \$7,868	
Back Cushion					J \$9,293	
COM Ydg		2			L1 \$6,825	
COL Sq Ft		44			L2 \$7,868	
Seat Cushion						
COM Ydg		2 ½				
COL Sq Ft		55				

Description

Three Seat - Cushion Back



plain back shown



quilted back shown

① Model

AW6013

- select maple wood feet or metal feet, JSI standard finishes
- specify upholstery on frame separately from upholstery on back cushion and separately from upholstery on seat cushion
- quilted back cushion available, specify and add \$228 list
- arm caps available: wood, solid surface or 3D black laminate - upcharges apply
- power available in the side arm - upcharge applies

Specifications

Dimensions	D	W	H
Overall	29 ½	90	29 ¼
Seat	20	80 ½	16 ¼
Arm			26 ¼
Overall Upholstery		Shipping	
COM Ydg	12 ¼	Ctn Wt	140
COL Sq Ft	294	Cu Ft	52
Frame Upholstery			
COM Ydg	5 ½		
COL Sq Ft	132		
Back Cushion			
COM Ydg	3		
COL Sq Ft	72		
Seat Cushion			
COM Ydg	3 ¾		
COL Sq Ft	90		

List Price Per Grade

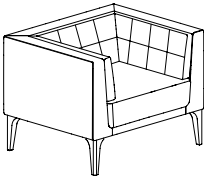
COM	\$3,957
A	\$4,089
B	\$4,346
COL/C	\$4,800
D	\$5,381
E	\$5,963
F	\$6,867
G	\$7,837
H	\$8,871
I	\$10,486
J	\$12,426
L1	\$9,582
L2	\$11,134

To Order, Specify:

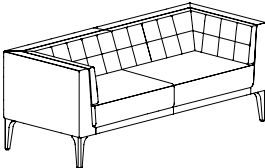
- ① Model Number
- ② Fabric Selection - vendor, pattern and color
 - a.) Frame
 - b.) Back Cushion
 - c.) Seat Cushion
- ③ Back Cushion
 - a.) Plain (PBC)
 - b.) Quilted (QBC) - upcharge applies
- ④ Foot Option
 - a.) Wood
 - b.) Metal Finish - Arctic Silver (ASL), Matte Black (MBK), Pewter (PEW), Polished Aluminum (PAM) or Soft Nickel (SNK)
- ⑤ Arm Caps - Wood (W) add \$190 , Solid Surface (S) add \$306 or 3D Black Laminate (B3L) add \$190 list per set
- ⑥ Optional Power in the Side Arm - Black (B) or White (W) - indicate left or right (as seated) add \$336 each

Specifications

- Frame constructed of hardwood solids and plywood. Joinery includes puzzle joints and lap joints with metal fasteners.
- Wood legs include metal mounting plate and fixed metal glides.
- Metal legs feature adjustable foot with nylon glide and ½" adjustment range.
- Upholstery is tailor sewn over multi-density high resilience polyurethane foam.
- Seat cushion thickness 3 ½".
- Back cushion tapered thickness - 2 ½ at top - 4 ¾ at bottom.

Description	① Model	Specifications				List Price Per Grade				
<div>Single Seat - Quilted Wrap</div> <div></div>	<div>AW6021</div> <div><ul style="list-style-type: none">· select maple wood feet or metal feet, JSI standard finishes· specify upholstery on frame separately from upholstery on quilted wrap and separately from upholstery on seat cushion· arm caps available: wood, solid surface or 3D black laminate - upcharges apply· power available in the side arm - upcharge applies</div>	Dimensions		D	W	H	COM	\$2,644		
		Overall		29 ½	34	26 ½	A	\$2,699		
		Seat		20	21	16 ¼	B	\$2,804		
		Arm				26 ¼	COL/C	\$2,988		
		Overall Upholstery		Shipping				D	\$3,226	
		COM Ydg		7 ½	Ctn Wt	79	E	\$3,464		
		COL Sq Ft		150	Cu Ft	19	F	\$3,833		
		Frame						G	\$4,229	
		COM Ydg		3 ¾					H	\$4,651
		COL Sq Ft		75					I	\$5,309
Quit Wrap						J	\$6,101			
COM Ydg		1 ¾					L1	\$4,518		
COL Sq Ft		35					L2	\$5,046		
Seat Cushion										
COM Ydg		1 ⅝								
COL Sq Ft		26								

Two Seat - Quilted Wrap



AW6022

- select maple wood feet or metal feet, JSI standard finishes
- specify upholstery on frame separately from upholstery on quilted wrap and separately from upholstery on seat cushion
- arm caps available: wood, solid surface or 3D black laminate - upcharges apply
- power available in the side arm - upcharge applies

Dimensions	D	W	H
Overall	29 ½	63	26 ½
Seat	20	51	16 ¼
Arm			26 ¼
Overall Upholstery		Shipping	
COM Ydg	10	Ctn Wt	125
COL Sq Ft	220	Cu Ft	34
Frame			
COM Ydg	4 ⅝		
COL Sq Ft	101		
Quit Wrap			
COM Ydg	2		
COL Sq Ft	42		
Seat Cushion			
COM Ydg	2 ½		
COL Sq Ft	55		

COM \$3,377

A \$3,463

B \$3,630

COL/C \$3,927

D \$4,306

E \$4,687

F \$5,278

G \$5,910

H \$6,586

I \$7,641

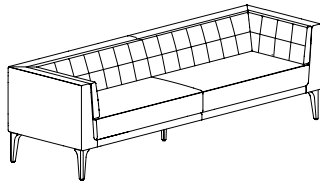
J \$8,907

L1 \$6,712

L2 \$7,641

Description

Three Seat - Quilted Wrap



① Model

AW6023

- select maple wood feet or metal feet, JSI standard finishes
- specify upholstery on frame separately from upholstery on quilted wrap and separately from upholstery on seat cushion
- arm caps available: wood, solid surface or 3D black laminate - upcharges apply
- power available in the side arm - upcharge applies

Specifications

Dimensions	D	W	H
Overall	29 ½	90	26 ½
Seat	20	78	16 ¼
Arm			26 ½
Overall Upholstery		Shipping	
COM Ydg	12 ½	Ctn Wt	160
COL Sq Ft	300	Cu Ft	48
Frame			
COM Ydg	5 ½		
COL Sq Ft	132		
Quit Wrap			
COM Ydg	3		
COL Sq Ft	72		
Seat Cushion			
COM Ydg	3 ¾		
COL Sq Ft	90		

List Price Per Grade

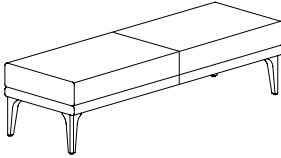
COM	\$4,425
A	\$4,515
B	\$4,695
COL/C	\$5,010
D	\$5,412
E	\$5,816
F	\$6,444
G	\$7,116
H	\$7,835
I	\$8,955
J	\$10,299
L1	\$8,327
L2	\$9,403

To Order, Specify:

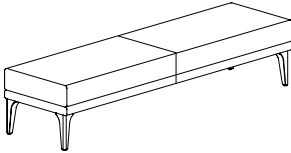
- ① Model Number
- ② Fabric Selection - vendor, pattern and color
 - a.) Frame
 - b.) Quilt Wrap
 - c.) Seat Cushion
- ③ Foot Option
 - a.) Wood
 - b.) Metal Finish - Arctic Silver (ASL), Matte Black (MBK), Pewter (PEW), Polished Aluminum (PAM) or Soft Nickel (SNK)
- ④ Arm Caps - Wood (W) add \$190 , Solid Surface (S) add \$306 or 3D Black Laminate (B3L) add \$190 list per set
- ⑤ Optional Power in the Side Arm - Black (B) or White (W) - indicate left or right (as seated) add \$336 each

Specifications

- Frame constructed of hardwood solids and plywood. Joinery includes puzzle joints and lap joints with metal fasteners.
- Wood legs include metal mounting plate and fixed metal glides.
- Metal legs feature adjustable foot with nylon glide and ½" adjustment range.
- Upholstery is tailor sewn over multi-density high resilience polyurethane foam.
- Seat cushion thickness 3 ½".
- Back cushion tapered thickness - 2 ½ at top - 4 ¾ at bottom.

Description	① Model	Specifications				List Price Per Grade		
	AW1960 <ul style="list-style-type: none">select maple wood feet or metal feet, JSI standard finishesspecify upholstery on apron separately from upholstery on seatquilted bench seat cushion available, specify and add \$143 list	Dimensions		D	W	H	COM \$1,843	
		Overall		19	60	15 ¼	A \$1,864	
		Overall Upholstery		Shipping				B \$1,907
		COM Ydg		2 ½	Ctn Wt	63	COL/C \$1,981	
		COL Sq Ft		50	Cu Ft	13	D \$2,075	
		Apron						E \$2,171
		COM Ydg		1 ¾	F \$2,317			
		COL Sq Ft		35	G \$2,477			
		Seat Cushion						H \$2,644
		COM Ydg		1 ¾	I \$2,909			
COL Sq Ft		35	J \$3,226					
							L1 \$2,592	
							L2 \$2,804	

19 x 72" Rectangular Bench"



AW1972

- select maple wood feet or metal feet, JSI standard finishes
- specify upholstery on apron separately from upholstery on seat
- quilted bench seat cushion available, specify and add \$228 list

Dimensions	D	W	H	COM
Overall	19	72	15 ¼	A \$2,007
Overall Upholstery	Shipping			B \$2,055
COM Ydg	2 ¾	Ctn Wt	67	COL/C \$2,138
COL Sq Ft	55	Cu Ft	16	D \$2,245
Apron				E \$2,352
COM Ydg	2 ½			F \$2,519
COL Sq Ft	50			G \$2,697
Seat Cushion				H \$2,886
COM Ydg	2 ½			I \$3,182
COL Sq Ft	50			J \$3,539
				L1 \$2,827
				L2 \$3,065

Description	1 Model	Specifications	List Price Per Grade																																																																						
19½ Square Ottoman"	AW2020 <ul style="list-style-type: none">select maple wood feet or metal feet, JSI standard finishesspecify upholstery on apron separately from upholstery on seatquilted ottoman seat cushion available, specify and add \$114 list	<table><tr><th>Dimensions</th><th>D</th><th>W</th><th>H</th></tr><tr><td>Overall</td><td>19 ½</td><td>19 ½</td><td>15 ¼</td></tr><tr><th>Overall Upholstery</th><th colspan="3">Shipping</th></tr><tr><td>COM Ydg</td><td>1</td><td>Ctn Wt</td><td>50</td></tr><tr><td>COL Sq Ft</td><td>20</td><td>Cu Ft</td><td>7</td></tr><tr><th>Apron</th><td colspan="3"></td></tr><tr><td>COM Ydg</td><td>½</td><td colspan="2"></td></tr><tr><td>COL Sq Ft</td><td>10</td><td colspan="2" rowspan="2"></td></tr><tr><th>Seat Cushion</th><td colspan="3"></td></tr><tr><td>COM Ydg</td><td>¾</td><td colspan="2"></td></tr><tr><td>COL Sq Ft</td><td>15</td><td colspan="2"></td></tr></table>	Dimensions	D	W	H	Overall	19 ½	19 ½	15 ¼	Overall Upholstery	Shipping			COM Ydg	1	Ctn Wt	50	COL Sq Ft	20	Cu Ft	7	Apron				COM Ydg	½			COL Sq Ft	10			Seat Cushion				COM Ydg	¾			COL Sq Ft	15			<table><tr><td>COM</td><td>\$922</td></tr><tr><td>A</td><td>\$932</td></tr><tr><td>B</td><td>\$954</td></tr><tr><td>COL/C</td><td>\$991</td></tr><tr><td>D</td><td>\$1,038</td></tr><tr><td>E</td><td>\$1,086</td></tr><tr><td>F</td><td>\$1,159</td></tr><tr><td>G</td><td>\$1,239</td></tr><tr><td>H</td><td>\$1,323</td></tr><tr><td>I</td><td>\$1,455</td></tr><tr><td>J</td><td>\$1,612</td></tr><tr><td>L1</td><td>\$1,297</td></tr><tr><td>L2</td><td>\$1,403</td></tr></table>	COM	\$922	A	\$932	B	\$954	COL/C	\$991	D	\$1,038	E	\$1,086	F	\$1,159	G	\$1,239	H	\$1,323	I	\$1,455	J	\$1,612	L1	\$1,297	L2	\$1,403
Dimensions	D	W	H																																																																						
Overall	19 ½	19 ½	15 ¼																																																																						
Overall Upholstery	Shipping																																																																								
COM Ydg	1	Ctn Wt	50																																																																						
COL Sq Ft	20	Cu Ft	7																																																																						
Apron																																																																									
COM Ydg	½																																																																								
COL Sq Ft	10																																																																								
Seat Cushion																																																																									
COM Ydg	¾																																																																								
COL Sq Ft	15																																																																								
COM	\$922																																																																								
A	\$932																																																																								
B	\$954																																																																								
COL/C	\$991																																																																								
D	\$1,038																																																																								
E	\$1,086																																																																								
F	\$1,159																																																																								
G	\$1,239																																																																								
H	\$1,323																																																																								
I	\$1,455																																																																								
J	\$1,612																																																																								
L1	\$1,297																																																																								
L2	\$1,403																																																																								
36 Square Ottoman"	AW3636 <ul style="list-style-type: none">select maple wood feet or metal feet, JSI standard finishesspecify upholstery on apron separately from upholstery on seatquilted ottoman seat cushion available, specify and add \$171 list	<table><tr><th>Dimensions</th><th>D</th><th>W</th><th>H</th></tr><tr><td>Overall</td><td>36</td><td>36</td><td>15 ¼</td></tr><tr><th>Overall Upholstery</th><th colspan="3">Shipping</th></tr><tr><td>COM Ydg</td><td>2 ¼</td><td>Ctn Wt</td><td>72</td></tr><tr><td>COL Sq Ft</td><td>45</td><td>Cu Ft</td><td>14</td></tr><tr><th>Apron</th><td colspan="3"></td></tr><tr><td>COM Ydg</td><td>½</td><td colspan="2"></td></tr><tr><td>COL Sq Ft</td><td>10</td><td colspan="2" rowspan="2"></td></tr><tr><th>Seat Cushion</th><td colspan="3"></td></tr><tr><td>COM Ydg</td><td>1 ¾</td><td colspan="2"></td></tr><tr><td>COL Sq Ft</td><td>35</td><td colspan="2"></td></tr></table>	Dimensions	D	W	H	Overall	36	36	15 ¼	Overall Upholstery	Shipping			COM Ydg	2 ¼	Ctn Wt	72	COL Sq Ft	45	Cu Ft	14	Apron				COM Ydg	½			COL Sq Ft	10			Seat Cushion				COM Ydg	1 ¾			COL Sq Ft	35			<table><tr><td>COM</td><td>\$1,864</td></tr><tr><td>A</td><td>\$1,888</td></tr><tr><td>B</td><td>\$1,936</td></tr><tr><td>COL/C</td><td>\$2,019</td></tr><tr><td>D</td><td>\$2,127</td></tr><tr><td>E</td><td>\$2,234</td></tr><tr><td>F</td><td>\$2,399</td></tr><tr><td>G</td><td>\$2,577</td></tr><tr><td>H</td><td>\$2,767</td></tr><tr><td>I</td><td>\$3,064</td></tr><tr><td>J</td><td>\$3,420</td></tr><tr><td>L1</td><td>\$2,707</td></tr><tr><td>L2</td><td>\$2,945</td></tr></table>	COM	\$1,864	A	\$1,888	B	\$1,936	COL/C	\$2,019	D	\$2,127	E	\$2,234	F	\$2,399	G	\$2,577	H	\$2,767	I	\$3,064	J	\$3,420	L1	\$2,707	L2	\$2,945
Dimensions	D	W	H																																																																						
Overall	36	36	15 ¼																																																																						
Overall Upholstery	Shipping																																																																								
COM Ydg	2 ¼	Ctn Wt	72																																																																						
COL Sq Ft	45	Cu Ft	14																																																																						
Apron																																																																									
COM Ydg	½																																																																								
COL Sq Ft	10																																																																								
Seat Cushion																																																																									
COM Ydg	1 ¾																																																																								
COL Sq Ft	35																																																																								
COM	\$1,864																																																																								
A	\$1,888																																																																								
B	\$1,936																																																																								
COL/C	\$2,019																																																																								
D	\$2,127																																																																								
E	\$2,234																																																																								
F	\$2,399																																																																								
G	\$2,577																																																																								
H	\$2,767																																																																								
I	\$3,064																																																																								
J	\$3,420																																																																								
L1	\$2,707																																																																								
L2	\$2,945																																																																								
48 Square Ottoman"	AW4848 <ul style="list-style-type: none">select maple wood feet or metal feet, JSI standard finishesspecify upholstery on apron separately from upholstery on seatquilted ottoman seat cushion available, specify and add \$200 list	<table><tr><th>Dimensions</th><th>D</th><th>W</th><th>H</th></tr><tr><td>Overall</td><td>48</td><td>48</td><td>15 ¼</td></tr><tr><th>Overall Upholstery</th><th colspan="3">Shipping</th></tr><tr><td>COM Ydg</td><td>3</td><td>Ctn Wt</td><td>101</td></tr><tr><td>COL Sq Ft</td><td>60</td><td>Cu Ft</td><td>25</td></tr><tr><th>Apron</th><td colspan="3"></td></tr><tr><td>COM Ydg</td><td>½</td><td colspan="2"></td></tr><tr><td>COL Sq Ft</td><td>10</td><td colspan="2" rowspan="2"></td></tr><tr><th>Seat Cushion</th><td colspan="3"></td></tr><tr><td>COM Ydg</td><td>2 ½</td><td colspan="2"></td></tr><tr><td>COL Sq Ft</td><td>50</td><td colspan="2"></td></tr></table>	Dimensions	D	W	H	Overall	48	48	15 ¼	Overall Upholstery	Shipping			COM Ydg	3	Ctn Wt	101	COL Sq Ft	60	Cu Ft	25	Apron				COM Ydg	½			COL Sq Ft	10			Seat Cushion				COM Ydg	2 ½			COL Sq Ft	50			<table><tr><td>COM</td><td>\$2,082</td></tr><tr><td>A</td><td>\$2,112</td></tr><tr><td>B</td><td>\$2,170</td></tr><tr><td>COL/C</td><td>\$2,270</td></tr><tr><td>D</td><td>\$2,401</td></tr><tr><td>E</td><td>\$2,532</td></tr><tr><td>F</td><td>\$2,735</td></tr><tr><td>G</td><td>\$2,952</td></tr><tr><td>H</td><td>\$3,185</td></tr><tr><td>I</td><td>\$3,548</td></tr><tr><td>J</td><td>\$3,984</td></tr><tr><td>L1</td><td>\$3,113</td></tr><tr><td>L2</td><td>\$3,402</td></tr></table>	COM	\$2,082	A	\$2,112	B	\$2,170	COL/C	\$2,270	D	\$2,401	E	\$2,532	F	\$2,735	G	\$2,952	H	\$3,185	I	\$3,548	J	\$3,984	L1	\$3,113	L2	\$3,402
Dimensions	D	W	H																																																																						
Overall	48	48	15 ¼																																																																						
Overall Upholstery	Shipping																																																																								
COM Ydg	3	Ctn Wt	101																																																																						
COL Sq Ft	60	Cu Ft	25																																																																						
Apron																																																																									
COM Ydg	½																																																																								
COL Sq Ft	10																																																																								
Seat Cushion																																																																									
COM Ydg	2 ½																																																																								
COL Sq Ft	50																																																																								
COM	\$2,082																																																																								
A	\$2,112																																																																								
B	\$2,170																																																																								
COL/C	\$2,270																																																																								
D	\$2,401																																																																								
E	\$2,532																																																																								
F	\$2,735																																																																								
G	\$2,952																																																																								
H	\$3,185																																																																								
I	\$3,548																																																																								
J	\$3,984																																																																								
L1	\$3,113																																																																								
L2	\$3,402																																																																								

To Order, Specify:

- 1 Model Number
- 2 Fabric Selection - vendor, pattern and color
 - a.) Apron
 - b.) Seat Cushion
- 3 Seat Cushion
 - a.) Plain (PSC)
 - b.) Quilted (QSC) - upcharge applies
- 4 Foot Option
 - a.) Wood
 - b.) Metal Finish - Arctic Silver (ASL), Matte Black (MBK), Pewter (PEW), Polished Aluminum (PAM) or Soft Nickel (SNK)

Specifications

- Frame constructed of hardwood plywood with metal fasteners.
- Wood legs include metal mounting plate and fixed metal glides.
- Metal legs feature adjustable foot with nylon glide and ½" adjustment range.
- Upholstery grade plywood with 5" of foam creates the seat suspension box.
- Upholstery is tailor sewn over multi-density high resilience polyurethane foam.
- Seat cushion thickness 4 ¼".

Arwyn Guest + Crossover Order Check List:



Specify:

☐ 1. Model Number

☐ 2. Fabric Selection

A. Extreme Back & Arm - Vendor, Pattern and Color

B. Interior Back & Arm - Vendor, Pattern and Color

C. Apron (Ottoman) - Vendor, Pattern and Color

D. Seat Cushion - Vendor, Pattern and Color

☐ 3. Leg Finish

A. Wood

B. Metal - Arctic Silver (ASL), Matte Black (MBK), Pewter (PEW), Soft Nickel (SNK) or Chrome (CHR) - upcharge applies

* Star Bases are always Polished Aluminum (PAM)

☐ 4. Optional Premium Polished Trim Grey Dual Wheel Soft Urethane Casters - add \$357 list

Example:

AW6011 (model #)	Maharam (fabric vendor)	Kvadrat Molly (pattern name)	170 (pattern color)	TOF (leg option)	
fabric specified per zone					

1. Model Number

2. Fabric Selection - Please supply the following:
Fabric vendor/ Pattern name/ Pattern color
[For a complete list of JSI Standard and Graded-In Textiles click here](#)


- Indicate direction of fabric - Railroaded or Up the Roll
- Please provide illustration, if available

All COM orders must include the following:

- Vendor's name, pattern name and color
- Sample of the fabric attached to the order
- Model numbers of items for fabric application
- Special application instructions
- Customer and purchase order number

Ship prepaid COM material to:
JSI
Attn: COM Department
201 East Martin Street
Receiving B, Dock 71
Orleans, IN 47452

Application of fabric:
Railroaded Up the Roll



All COM orders will ship at standard lead time from receipt of COM except for orders requiring special custom matched finishes.

3. Leg Finish:

A. Wood Maple Leg

CAG	Aged Ash Coordinate	CFO	Fossil Coordinate
CAL	Ale Light Coordinate	CGR	Graphite Coordinate
ALM	Ale Medium	HRV	Harvest
AUB	Auburn	CHL	High Line Coordinate
BRL	Barley	CKC	Khaki Coordinate
CBE	Blonde Echo Coordinate	LGC	Legacy
CBO	Bourbon Light Coordinate	MCH	Mocha
BBM	Bourbon Medium	NTO	Night Owl
CBZ	Brazilwood Coordinate	COA	Oatmeal Cookie Coordinate
CBG	Brighton Light Coordinate	CPI	Pinnacle Walnut Coordinate
BRM	Brighton Medium	PRL	Praline
BUT	Butterscotch	SAF	Saffron
CIN	Cinnamon	SIE	Sienna
CLA	Classic	CST	Studio Teak Coordinate
CCF	Coffee Coordinate	TOF	Toffee
CLL	Collectors	TRF	Truffle
CCR	Cremello Coordinate	VEN	Venetian
EAR	Earthy	CVI	Vintage Coordinate
ESP	Espresso	CWH	Walnut Heights Coordinate
FLX	Flax	CWE	Weathered Ash Coordinate
CFL	Florence Walnut Coordinate		

B. Metal Leg

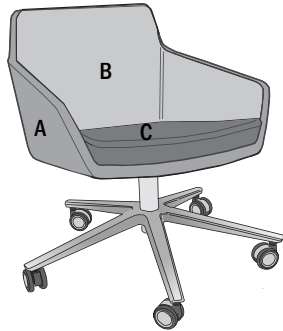
ASL	Arctic Silver	PEW	Pewter
MBK	Matte Black	SNK	Soft Nickel
CHR	Chrome (upcharge applies)		

4. Optional Premium Polished Trim Grey Dual Wheel Soft Urethane Casters - add \$357 list

Fabric Application

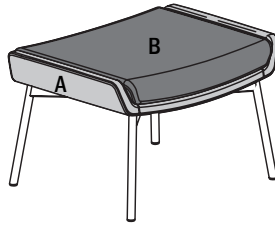
Arwyn affords the ability to be specified with multiple upholsteries to create a unique look. Upholstery zones are defined by the style of the unit.

Please note that the same pattern must be specified for the Extreme and Interior Back/Arm. Different colorways from the same pattern may be selected to create contrast. The seat cushion may be different pattern.

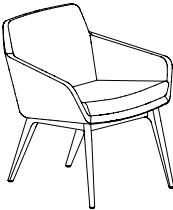


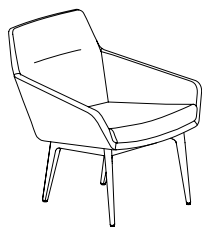
Guest and Crossover
(all legs/base styles)

A = Extreme Back & Arm
B = Interior Back & Arm
C = Seat Cushion



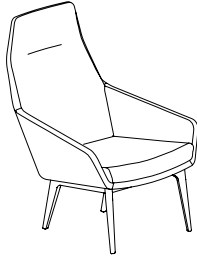
Crossover Ottoman
A = Apron
B = Seat Cushion

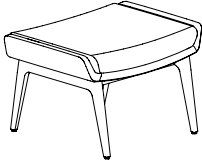
Description	① Model	Specifications				List Price Per Grade
Guest Chair - Wood Leg 	AW6000WL · maple wood leg · specify upholstery on extreme back/arm separately from upholstery on interior back/arm and separately from seat cushions · upholstery pattern selected for the extreme outside of the chair and the interior must be the same, different colorways can be specified; seat upholstery can be different pattern.	Dimensions	D	W	H	COM \$1,593
		Overall	28	26	32	A \$1,617
		Seat	18	19	18 ½	B \$1,666
		Arm			26 ½	COL/C \$1,748
		Overall Upholstery		Shipping		D \$1,855
		COM Ydg	2 ¼	Ctn Wt	39	E \$1,962
		COL Sq Ft	45	Cu Ft	17	F \$2,129
		Extreme Back & Arm				G \$2,307
		COM Ydg	1 ¼			H \$2,497
		COL Sq Ft	25			I \$2,792
		Interior Back & Arm				J \$3,149
		COM Ydg	1			L1 \$2,437
		COL Sq Ft	20			L2 \$2,675
		Seat Cushion				
		COM Ydg	¾			
		COL Sq Ft	15			

Mid Back Crossover Lounge - Wood Leg

AW6001WL

- maple wood leg
- specify upholstery on extreme back/arm separately from upholstery on interior back/arm and separately from seat cushions
- upholstery pattern selected for the extreme outside of the chair and the interior must be the same, different colorways can be specified; seat upholstery can be different pattern

Dimensions	D	W	H	COM \$1,740
Overall	30 ½	28	33	A \$1,770
Seat	19 ½	21	17	B \$1,828
Arm			25	COL/C \$1,929
Overall Upholstery		Shipping		D \$2,060
COM Ydg	2 ¾	Ctn Wt	42	E \$2,192
COL Sq Ft	55	Cu Ft	20	F \$2,393
Extreme Back & Arm				G \$2,611
COM Ydg	1 ¾			H \$2,843
COL Sq Ft	35			I \$3,206
Interior Back & Arm				J \$3,642
COM Ydg	1			L1 \$2,771
COL Sq Ft	20			L2 \$3,060
Seat Cushion				
COM Ydg	¾			
COL Sq Ft	15			

Description	1 Model	Specifications				List Price Per Grade	
High Back Crossover Lounge - Wood Leg 	AW6005WL • maple wood leg • specify upholstery on extreme back/arm separately from upholstery on interior back/arm and separately from seat cushions • upholstery pattern selected for the extreme outside of the chair and the interior must be the same, different colorways can be specified; seat upholstery can be different pattern	Dimensions	D	W	H	COM	\$1,771
		Overall	30 ½	28	41	A	\$1,804
		Seat	19 ½	21	17	B	\$1,868
		Arm			25	COL/C	\$1,978
		Overall Upholstery		Shipping		D	\$2,120
		COM Ydg	3	Ctn Wt	47	E	\$2,263
		COL Sq Ft	60	Cu Ft	24	F	\$2,485
		Extreme Back & Arm				G	\$2,722
		COM Ydg	1 ¾			H	\$2,976
		COL Sq Ft	35			I	\$3,371
		Interior Back & Arm				J	\$3,846
		COM Ydg	1			L1	\$2,896
		COL Sq Ft	20			L2	\$3,212
		Seat Cushion					
		COM Ydg	¾				
		COL Sq Ft	15				

Ottoman Crossover Lounge - Wood Leg 	AW6004WL • maple wood leg • specify upholstery on apron separately from upholstery on seat	Dimensions	D	W	H	COM	\$1,183
		Overall	19	26 ½	17 ¼	A	\$1,199
		Seat	19 ½	26 ½	17	B	\$1,231
		Overall Upholstery		Shipping		COL/C	\$1,285
		COM Ydg	1 ½	Ctn Wt	26	D	\$1,356
		COL Sq Ft	27	Cu Ft	7	E	\$1,429
		Apron Upholstery				F	\$1,539
		COM Ydg	1			G	\$1,657
		COL Sq Ft	18			H	\$1,785
		Seat Cushion Upholstery				I	\$1,982
		COM Ydg	1			J	\$2,220
		COL Sq Ft	18			L1	\$1,681
						L2	\$1,824

To Order, Specify:

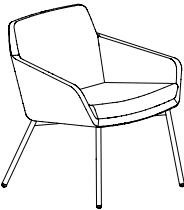
- 1 Model Number
- 2 Fabric Selection - vendor, pattern and color
 - a.) Extreme Back & Arm
 - b.) Interior Back & Arm
 - c.) Apron (Ottoman)
 - d.) Seat Cushion
- 3 Wood Leg Finish


Specifications**Crossover**

- Compound curved plywood shell construction, arms attached with custom hardwood supports.
- Wood leg frame made of high grade exterior solid lumber using mortise and tenon and dowel construction. Nail in metal glides standard.
- Leg frame fasten to the shell with pre-bored fastening wood screws.
- Seat cushion thickness 2 ½".
- Back cushion tapered thickness - 1" tapered to 2" (top to bottom).

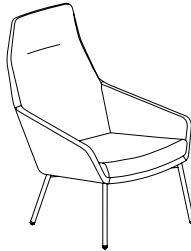
Ottoman

- Seat has curved plywood shell construction.
- Wood leg frame made of high grade exterior solid lumber using mortise and tenon and dowel construction. Nail in metal glides standard.
- Upholstery is tailor sewn over multi-density high resilience polyurethane foam.
- Seat cushion thickness 3 ½"

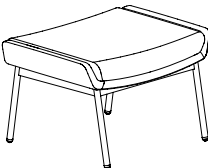
Description	① Model	Specifications	List Price Per Grade
Guest Chair - Metal Leg 	AW6000ML <ul style="list-style-type: none"> metal legs available in JSI standard finishes, chrome (CHR) available; specify and add \$477 list specify upholstery on extreme back/arm separately from upholstery on interior back/arm and separately from seat cushions upholstery pattern selected for the extreme outside of the chair and the interior must be the same, different colorways can be specified; seat upholstery can be different pattern 	Dimensions	COM \$1,655
		Overall D W H	A \$1,679
		Overall 28 26 32	B \$1,726
		Seat 18 19 18 ½	COL/C \$1,810
		Arm 26 ½	D \$1,917
		Overall Upholstery	E \$2,024
		COM Ydg 2 ¼ Ctn Wt 39	F \$2,190
		COL Sq Ft 45 Cu Ft 17	G \$2,368
		Extreme Back & Arm	H \$2,558
		COM Ydg 1 ¼	I \$2,854
		COL Sq Ft 25	J \$3,211
		Interior Back & Arm	L1 \$2,498
		COM Ydg 1	L2 \$2,736
		COL Sq Ft 20	
		Seat Cushion	
		COM Ydg ¾	
		COL Sq Ft 15	

Mid Back Crossover Lounge - Metal Leg


AW6001ML <ul style="list-style-type: none"> metal legs available in JSI standard finishes, chrome (CHR) available; specify and add \$525 list specify upholstery on extreme back/arm separately from upholstery on interior back/arm and separately from seat cushions upholstery pattern selected for the extreme outside of the chair and the interior must be the same, different colorways can be specified; seat upholstery can be different pattern 	Dimensions	COM \$1,835
	Overall D W H	A \$1,866
	Overall 30 ½ 28 33	B \$1,923
	Seat 19 ½ 21 17	COL/C \$2,024
	Arm 26 ½	D \$2,155
	Overall Upholstery	E \$2,286
	COM Ydg 2 ¾ Ctn Wt 42	F \$2,488
	COL Sq Ft 55 Cu Ft 20	G \$2,706
	Extreme Back & Arm	H \$2,938
	COM Ydg 1 ¾	I \$3,301
	COL Sq Ft 35	J \$3,736
	Interior Back & Arm	L1 \$2,866
	COM Ydg 1	L2 \$3,156
	COL Sq Ft 20	
	Seat Cushion	
	COM Ydg ¾	
	COL Sq Ft 15	

Description	① Model	Specifications				List Price Per Grade	
High Back Crossover Lounge - Metal Leg 	AW6005ML <ul style="list-style-type: none">metal legs available in JSI standard finishes, chrome (CHR) available; specify and add \$525 listspecify upholstery on extreme back/arm separately from upholstery on interior back/arm and separately from seat cushionsupholstery pattern selected for the extreme outside of the chair and the interior must be the same, different colorways can be specified; seat upholstery can be different pattern	Dimensions	D	W	H	COM	\$1,868
		Overall	30 ½	28	41	A	\$1,900
		Seat	19 ½	21	17	B	\$1,964
		Arm			25	COL/C	\$2,074
		Overall Upholstery				D	\$2,217
		COM Ydg	3	Ctn Wt	47	E	\$2,359
		COL Sq Ft	60	Cu Ft	24	F	\$2,580
		Extreme Back & Arm				G	\$2,817
		COM Ydg	1 ¾			H	\$3,072
		COL Sq Ft	35			I	\$3,467
		Interior Back & Arm			J	\$3,943	
		COM Ydg	1		L1	\$2,992	
		COL Sq Ft	20		L2	\$3,309	
		Seat Cushion					
		COM Ydg	¾				
		COL Sq Ft	15				

Ottoman Crossover Lounge - Metal Leg



AW6004ML

- metal legs available in JSI standard finishes, chrome (CHR) available; specify and add \$499 list
- specify upholstery on apron separately from upholstery on seat

Dimensions	D	W	H
Overall	19	26 ½	17 ¼
Seat	19 ½	26 ½	17
Overall Upholstery		Shipping	
COM Ydg	1 ½	Ctn Wt	26
COL Sq Ft	27	Cu Ft	7
Apron			
COM Ydg	1		
COL Sq Ft	18		
Seat Cushion			
COM Ydg	1		
COL Sq Ft	18		

COM	\$1,296
A	\$1,311
B	\$1,343
COL/C	\$1,398
D	\$1,470
E	\$1,542
F	\$1,652
G	\$1,770
H	\$1,897
I	\$2,095
J	\$2,333
L1	\$1,795
L2	\$1,937

To Order, Specify:


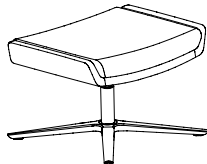
- 1 Model Number
- 2 Fabric Selection - vendor, pattern and color
 - a.) Extreme Back & Arm
 - b.) Interior Back & Arm
 - c.) Apron (Ottoman)
 - d.) Seat Cushion
- 3 Metal Leg Option
 - a.) Metal Finish - Arctic Silver (ASL), Matte Black (MBK), Pewter (PEW), Polished Aluminum (PAM) or Soft Nickel (SNK)

Specifications**Crossover**

- Compound curved plywood shell construction, arms attached with custom hardwood supports.
- Metal leg frame with 7/8" dia. legs. Legs have metal foot with domed nylon glide and 1/2" adjustment range.
- Upholstery is tailor sewn over multi-density high resilience polyurethane foam.
- Seat cushion thickness 2 1/2".
- Back cushion tapered thickness - 1" tapered to 2" (top to bottom).

Ottoman

- Seat has curved plywood shell construction.
- Metal leg frame with 7/8" diameter legs. Legs have metal foot with domed nylon glide and 1/2" adjustment range.
- Upholstery is tailor sewn over multi-density high resilience polyurethane foam.
- Seat cushion thickness 3 1/2"

Description	① Model	Specifications	List Price Per Grade																																																																
High Back Crossover Lounge with 4 Star Base 	AW6005B <ul style="list-style-type: none">· four star 32" diameter base, available in polished aluminum· swivel base offers limited tilt, stationary height with self-returning mechanism· specify upholstery on extreme back/arm separately from upholstery on interior back/arm and separately from seat cushions· upholstery pattern selected for the extreme outside of the chair and the interior must be the same, different colorways can be specified; seat upholstery can be different pattern	<table><tr><th>Dimensions</th><th>D</th><th>W</th><th>H</th></tr><tr><td>Overall</td><td>30 ½</td><td>28</td><td>41</td></tr><tr><td>Seat</td><td>19 ½</td><td>21</td><td>17</td></tr><tr><td>Arm</td><td></td><td></td><td>25</td></tr><tr><th colspan="2">Overall Upholstery</th><th colspan="2">Shipping</th></tr><tr><td>COM Ydg</td><td>3</td><td>Ctn Wt</td><td>47</td></tr><tr><td>COL Sq Ft</td><td>60</td><td>Cu Ft</td><td>24</td></tr><tr><th colspan="4">Extreme Back & Arm</th></tr><tr><td>COM Ydg</td><td>1 ¾</td><td></td><td></td></tr><tr><td>COL Sq Ft</td><td>35</td><td></td><td></td></tr><tr><th colspan="4">Interior Back & Arm</th></tr><tr><td>COM Ydg</td><td>1</td><td></td><td></td></tr><tr><td>COL Sq Ft</td><td>20</td><td></td><td></td></tr><tr><th colspan="4">Seat Cushion</th></tr><tr><td>COM Ydg</td><td>¾</td><td></td><td></td></tr><tr><td>COL Sq Ft</td><td>15</td><td></td><td></td></tr></table>	Dimensions	D	W	H	Overall	30 ½	28	41	Seat	19 ½	21	17	Arm			25	Overall Upholstery		Shipping		COM Ydg	3	Ctn Wt	47	COL Sq Ft	60	Cu Ft	24	Extreme Back & Arm				COM Ydg	1 ¾			COL Sq Ft	35			Interior Back & Arm				COM Ydg	1			COL Sq Ft	20			Seat Cushion				COM Ydg	¾			COL Sq Ft	15			COM \$1,802 A \$1,834 B \$1,897 COL/C \$2,008 D \$2,151 E \$2,293 F \$2,514 G \$2,751 H \$3,006 I \$3,401 J \$3,876 L1 \$2,926 L2 \$3,243
		Dimensions	D	W	H																																																														
		Overall	30 ½	28	41																																																														
		Seat	19 ½	21	17																																																														
		Arm			25																																																														
		Overall Upholstery		Shipping																																																															
		COM Ydg	3	Ctn Wt	47																																																														
		COL Sq Ft	60	Cu Ft	24																																																														
		Extreme Back & Arm																																																																	
		COM Ydg	1 ¾																																																																
COL Sq Ft	35																																																																		
Interior Back & Arm																																																																			
COM Ydg	1																																																																		
COL Sq Ft	20																																																																		
Seat Cushion																																																																			
COM Ydg	¾																																																																		
COL Sq Ft	15																																																																		
Ottoman Crossover Lounge - 4 Star Base 	AW6004B <ul style="list-style-type: none">· four star 28" diameter base, available in polished aluminum· specify upholstery on apron separately from upholstery on seat	<table><tr><th>Dimensions</th><th>D</th><th>W</th><th>H</th></tr><tr><td>Overall</td><td>19</td><td>26 ½</td><td>17 ¼</td></tr><tr><td>Seat</td><td>19 ½</td><td>26 ½</td><td>17</td></tr><tr><th colspan="2">Overall Upholstery</th><th colspan="2">Shipping</th></tr><tr><td>COM Ydg</td><td>1 ½</td><td>Ctn Wt</td><td>26</td></tr><tr><td>COL Sq Ft</td><td>27</td><td>Cu Ft</td><td>7</td></tr><tr><th colspan="4">Apron</th></tr><tr><td>COM Ydg</td><td>1</td><td></td><td></td></tr><tr><td>COL Sq Ft</td><td>18</td><td></td><td></td></tr><tr><th colspan="4">Seat Cushion</th></tr><tr><td>COM Ydg</td><td>1</td><td></td><td></td></tr><tr><td>COL Sq Ft</td><td>18</td><td></td><td></td></tr></table>	Dimensions	D	W	H	Overall	19	26 ½	17 ¼	Seat	19 ½	26 ½	17	Overall Upholstery		Shipping		COM Ydg	1 ½	Ctn Wt	26	COL Sq Ft	27	Cu Ft	7	Apron				COM Ydg	1			COL Sq Ft	18			Seat Cushion				COM Ydg	1			COL Sq Ft	18			COM \$1,159 A \$1,176 B \$1,208 COL/C \$1,262 D \$1,333 E \$1,406 F \$1,517 G \$1,634 H \$1,762 I \$1,959 J \$2,197 L1 \$1,658 L2 \$1,802																
		Dimensions	D	W	H																																																														
		Overall	19	26 ½	17 ¼																																																														
		Seat	19 ½	26 ½	17																																																														
		Overall Upholstery		Shipping																																																															
		COM Ydg	1 ½	Ctn Wt	26																																																														
		COL Sq Ft	27	Cu Ft	7																																																														
		Apron																																																																	
		COM Ydg	1																																																																
		COL Sq Ft	18																																																																
Seat Cushion																																																																			
COM Ydg	1																																																																		
COL Sq Ft	18																																																																		

To Order, Specify:


- ① Model Number
- ② Fabric Selection - vendor, pattern and color
- Extreme Back & Arm
 - Interior Back & Arm
 - Apron (Ottoman)
 - Seat Cushion

Specifications**Crossover**

- Compound curved plywood shell construction, arms attached with custom hardwood supports.
- Control mechanism features forward and back limited tilt with fixed height cylinder with auto return.
- 4 Star aluminum base with fixed nylon glides.
- Upholstery is tailor sewn over multi-density high resilience polyurethane foam.
- Seat cushion thickness 2 ½".
- Back cushion tapered thickness - 1" tapered to 2" (top to bottom).

Ottoman

- Seat has curved plywood shell construction.
- Ottoman has fixed height control and cylinder with auto return.
- 4 Star aluminum base with fixed nylon glides.
- Upholstery is tailor sewn over multi-density high resilience polyurethane foam.
- Seat cushion thickness 3 ½"

Description	① Model	Specifications				List Price Per Grade	
<div>Swivel Guest Chair with 5 Star Base</div> 	AW6000C <ul style="list-style-type: none">· specify upholstery on extreme back/arm separately from upholstery on interior back/arm and separately from seat cushions· upholstery pattern selected for the extreme outside of the chair and the interior must be the same, different colorways can be specified; seat upholstery can be different pattern· five star 26" diameter base with casters, available in polished aluminum· standard black (BLK) casters, specify optional premium polished trim grey dual wheel soft urethane (PPG) and add \$357 list· swivel base offers limited tilt, height adjustment· overall height range is 32 - 35 ½· seat height range is 17 - 18 ½ - 22· arm height range is 17 - 26 ½ - 30	Dimensions	D	W	H	COM	\$1,539
		Overall	28	26	32	A	\$1,563
		Seat	18	19	18 ½	B	\$1,611
		Arm			26 ½	COL/C	\$1,695
		Overall Upholstery	Shipping			D	\$1,802
		COM Ydg	2 ¼	Ctn Wt	42	E	\$1,909
		COL Sq Ft	45	Cu Ft	17	F	\$2,074
		Extreme Back & Arm				G	\$2,252
		COM Ydg	1 ¼			H	\$2,442
		COL Sq Ft	25			I	\$2,739
		Interior Back & Arm				J	\$3,096
		COM Ydg	1			L1	\$2,382
		COL Sq Ft	20			L2	\$2,620
		Seat Cushion					
		COM Ydg	¾				
		COL Sq Ft	15				

To Order, Specify:

- ① Model Number
- ② Fabric Selection - vendor, pattern and color
 - a.) Extreme Back & Arm
 - b.) Interior Back & Arm
 - c.) Seat Cushion
- ③ Optional Premium Polished Trim Grey Dual Wheel Soft Urethane Casters - add \$357

Specifications

- Compound curved plywood shell construction, arms attached with custom hardwood supports.
- Control mechanism features forward and back limited with height adjustable cylinder.
- 5 Star aluminum base with casters.
- Upholstery is tailor sewn over multi-density high resilience polyurethane foam.
- Seat cushion thickness 2 ½".
- Back cushion tapered thickness - 1" tapered to 2" (top to bottom).

Arwyn Occasional Tables Order Check List:



Specify:

- ☐ 1. Model Number
- ☐ 2. Top Material
- a.) Veneer
- 1.) Wood Species - Cherry (CH1), Maple (MA1), Walnut (WA1) or Double Cut (DC1)
- 2.) Wood Finish
- b.) Laminate
- 1.) Laminate Color
- c.) Solid Surface
- 1.) Solid Surface Color - Armadillo (ARM), Black Pearl (BLP), Pebble Pearl (PEB) or Pure White (PUR)
- d.) Glass
- 1.) Glass Color - Black Back Painted Matte (MBB) or White Back Painted (WBP)
- ☐ 3. Leg Finish
- a.) Wood
- b.) Metal - Arctic Silver (ASL), Matte Black (MBK), Pewter (PEW), Soft Nickel (SNK) or Chrome (CHR) - upcharge applies

Example:

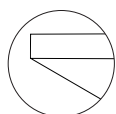
AMV1616-19SQML | WA1 | MCH | SNK
(model #) | (veneer species) | (wood finish) | (metal leg color)

1. Model Number

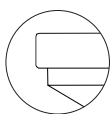
Solid Surface

ARM Armadillo PEB Pebble Pearl
BLP Black Pearl PUR Pure White

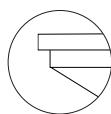
2. Top Material Selection:



Veneer



Solid Surface



Glass

Glass

MBB Black Back Painted Matte
WBP White Back Painted

Veneer

Cherry (CH1)

BRL Barley
BBM Bourbon Medium
BRM Brighton Medium
CLA Classic
CLL Collectors
EAR Earthy
HRV Harvest
LGC Legacy
PRL Praline
SAF Saffron

Double Cut (DC1)

COF Coffee
CRM Cremello
FOS Fossil
GRH Graphite
KHK Khaki
STU Studio Teak

Laminate

AGA Aged Ash
ALB Alabaster
ALL Ale Light
BLK Black
BLO Blonde Echo
BOL Bourbon Light
BZW Brazilwood
BBL Bridal Blanco
BGL Brighton Light
CLL Collectors
DWH Designer White

Maple (MA1)

ALM Ale Medium
BUT Butterscotch
CIN Cinnamon
FLX Flax
VEN Venetian

Walnut (WA1)

AUB Auburn
ESP Espresso
MCH Mocha
NTO Night Owl
SIE Sienna
TOF Toffee
TRF Truffle

FLO Florence Walnut
GRH Graphite
HGL High Line
OAT Oatmeal Cookie
PIN Pinnacle Walnut
SHD Shadow
SLG Slate Grey
STU Studio Teak
VIN Vintage
WLH Walnut Heights
WEA Weathered Ash



3. Leg Finish:

Wood Finish:

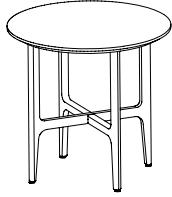
CAG Aged Ash Coordinate	CFO Fossil Coordinate
CAL Ale Light Coordinate	CGR Graphite Coordinate
ALM Ale Medium	HRV Harvest
AUB Auburn	CHL High Line Coordinate
BRL Barley	CKC Khaki Coordinate
CBE Blonde Echo Coordinate	LGC Legacy
CBO Bourbon Light Coordinate	MCH Mocha
BBM Bourbon Medium	NTO Night Owl
CBZ Brazilwood Coordinate	COA Oatmeal Cookie Coordinate
CBG Brighton Light Coordinate	CPI Pinnacle Walnut Coordinate
BRM Brighton Medium	PRL Praline
BUT Butterscotch	SAF Saffron
CIN Cinnamon	SIE Sienna
CLA Classic	CST Studio Teak Coordinate
CCF Coffee Coordinate	TOF Toffee
CLL Collectors	TRF Truffle
CCR Cremello Coordinate	VEN Venetian
EAR Earthy	CVI Vintage Coordinate
ESP Espresso	CWH Walnut Heights Coordinate
FLX Flax	CWE Weathered Ash Coordinate
CFL Florence Walnut Coordinate	

Metal:

ASL Arctic Silver	SNK Soft Nickel
MBK Matte Black	CHR Chrome - upcharge applies
PEW Pewter	


Description	D	W	H	CTN WT	CU FT	❶ Model	HPL Laminate			
							Flat Cut List Price	Double Cut List Price	Solid Surface List Price	Glass List Price
Round Side Table - Wood Legs	18	18	19	20	5	AWV0018-19RDWL	\$1,317	\$1,341	\$1,630	\$1,709
<div></div> <div><ul style="list-style-type: none">• maple wood legs• solid surface top available in JSI standard colors• glass surface available in white back painted (WBP) or black back painted matte (MBB)</div>										
Square Side Table - Wood Legs	16	16	19	20	4	AWV1616-19SQWL	\$1,319	\$1,343	\$1,571	\$1,643
<div></div> <div><ul style="list-style-type: none">• maple wood legs• solid surface top available in JSI standard colors• glass surface available in white back painted (WBP) or black back painted matte (MBB)</div>										

Description	D	W	H	CTN WT	CU FT	① Model	HPL Laminate Flat Cut List Price	Double Cut List Price	Solid Surface List Price	Glass List Price
Round End Table - Wood Legs	22	22	21	25	8	AWV0022-21RDWL	\$1,365	\$1,389	\$1,822	\$1,923




- maple wood legs
- solid surface top available in JSI standard colors
- glass surface available in white back painted (WBP) or black back painted matte (MBB)

Rectangular End Table - Wood Legs	22	16	21	25	6	AWV1622-21TTWL	\$1,373	\$1,397	\$1,710	\$1,795
--------------------------------------	----	----	----	----	---	----------------	---------	---------	---------	---------



- maple wood legs
- solid surface top available in JSI standard colors
- glass surface available in white back painted (WBP) or black back painted matte (MBB)

Square End Table - Wood Legs	20	20	21	26	6	AWV2020-21SQWL	\$1,410	\$1,470	\$1,795	\$1,870
---------------------------------	----	----	----	----	---	----------------	---------	---------	---------	---------



- maple wood legs
- solid surface top available in JSI standard colors
- glass surface available in white back painted (WBP) or black back painted matte (MBB)

To Order, Specify:

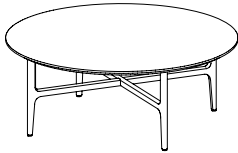
- ① Model Number
- ② Top Material
 - a.) Veneer
 - 1.) Wood Species - Cherry (CH1), Maple (MA1), Walnut (WA1) or Double Cut (DC1)
 - a.) Wood Finish
 - b.) Laminate
 - c.) Solid Surface
 - 1.) Armadillo (ARM), Black Pearl (BLP), Pebble Pearl (PEB) or Pure White (PUR)
 - d.) Glass
 - 1.) Black Back Painted Matte (MBB) or White Back Painted (WBP)
- ③ Leg Finish
 - a.) a.) Wood Finish

Note: when wood top is selected, leg finish defaults to match

Specifications

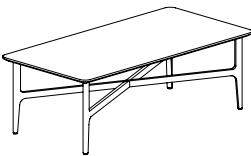
- Solid Maple hardwood table base with tenon and lap joint construction. Concealed metal X-brace for joint reinforcement.
- Nail in metal glides standard.

Description	D	W	H	CTN WT	CU FT	① Model	HPL Laminate	Double Cut List Price	Solid Surface List Price	Glass List Price
							Flat Cut List Price			
Round Coffee Table - Wood Legs	42	42	16	55	20	AWV0042-16RDWL	\$1,700	\$1,761	\$3,324	\$3,711
	36	36	16	44	15	AWV0036-16RDWL	\$1,626	\$1,661	\$2,816	\$3,169



- maple wood legs
- solid surface top available in JSI standard colors
- glass surface available in white back painted (WBP) or black back painted matte (MBB)

Rectangular Coffee Table - Wood Legs	24	48	16	50	14	AWV2448-16TTWL	\$1,675	\$1,712	\$2,746	\$2,746
---	----	----	----	----	----	----------------	---------	---------	---------	---------



- maple wood legs
- solid surface top available in JSI standard colors
- glass surface available in white back painted (WBP) or black back painted matte (MBB)

Square Coffee Table - Wood Legs	42	42	16	68	20	AWV4242-16SQWL	\$1,834	\$1,894	\$3,433	\$3,849
	36	36	16	54	15	AWV3636-16SQWL	\$1,721	\$1,763	\$2,923	\$3,175



- maple wood legs
- solid surface top available in JSI standard colors
- glass surface available in white back painted (WBP) or black back painted matte (MBB)

To Order, Specify:


- ① Model Number
- ② Top Material
 - a.) Veneer
 - 1.) Wood Species - Cherry (CH1), Maple (MA1), Walnut (WA1) or Double Cut (DC1)
 - a.) Wood Finish
 - b.) Laminate
 - c.) Solid Surface
 - 1.) Armadillo (ARM), Black Pearl (BLP), Pebble Pearl (PEB) or Pure White (PUR)
 - d.) Glass
 - 1.) Black Back Painted Matte (MBB) or White Back Painted (WBP)
- ③ Leg Finish
 - a.) Wood Finish

Note: when wood top is selected, leg finish defaults to match

Specifications


- Solid Maple hardwood table base with tenon and lap joint construction. Concealed metal X-brace for joint reinforcement.
- Nail in metal glides standard.

Description	D	W	H	CTN WT	CU FT	① Model	HPL Laminate Flat Cut List Price	Double Cut List Price	Solid Surface List Price	Glass List Price
Round Side Table - Metal Legs	18	18	19	20	5	AWV0018-19RDML	\$1,348	\$1,372	\$1,660	\$1,740



- metal legs available in JSI standard finishes, chrome (CHR) available; specify and add \$211 list
- solid surface top available in JSI standard colors
- glass surface available in white back painted (WBP) or black back painted matte (MBB)

Square Side Table - Metal Legs	16	16	19	21	4	AWV1616-19SQML	\$1,544	\$1,568	\$1,797	\$1,868
-----------------------------------	----	----	----	----	---	----------------	---------	---------	---------	---------



- metal legs available in JSI standard finishes, chrome (CHR) available; specify and add \$257 list
- solid surface top available in JSI standard colors
- glass surface available in white back painted (WBP) or black back painted matte (MBB)

To Order, Specify:

- ① Model Number
- ② Material
 - a.) Veneer
 - 1.) Wood Species - Cherry (CH1), Maple (MA1), Walnut (WA1) or Double Cut (DC1)
 - a.) Wood Finish
 - b.) Laminate
 - c.) Solid Surface
 - 1.) Armadillo (ARM), Black Pearl (BLP), Pebble Pearl (PEB) or Pure White (PUR)
 - d.) Glass
 - 1.) Black Back Painted Matte (MBB) or White Back Painted (WBP)
- ③ Metal Leg Option
 - a.) Metal Finish
 - 1.) Arctic Silver (ASL), Matte Black (MBK), Pewter (PEW), Soft Nickel (SNK) or Chrome (CHR) - upcharge applies

Specifications

- Metal leg frame with 7/8" dia. legs with fabricated metal stretchers.
- Legs have metal foot with nylon glide and 1/2" adjustment range.

Description	D	W	H	CTN WT	CU FT	① Model	HPL Laminate Flat Cut List Price	Double Cut List Price	Solid Surface List Price	Glass List Price
Round End Table - Metal Legs	22	22	21	18	8	AWV0022-21RDML	\$1,575	\$1,600	\$2,032	\$2,133



- metal legs available in JSI standard finishes, chrome (CHR) available; specify and add \$257 list
- solid surface top available in JSI standard colors
- glass surface available in white back painted (WBP) or black back painted matte (MBB)

Rectangular End Table - Metal Legs	22	26	21	18	9	AWV1622-21TTML	\$1,577	\$1,601	\$1,913	\$1,998
---------------------------------------	----	----	----	----	---	----------------	---------	---------	---------	---------



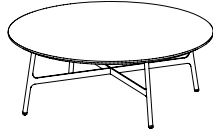
- metal legs available in JSI standard finishes, chrome (CHR) available; specify and add \$257 list
- solid surface top available in JSI standard colors
- glass surface available in white back painted (WBP) or black back painted matte (MBB)

Square End Table - Metal Legs	20	20	21	18	6	AWV2020-21SQML	\$1,549	\$1,609	\$1,934	\$2,009
----------------------------------	----	----	----	----	---	----------------	---------	---------	---------	---------



- metal legs available in JSI standard finishes, chrome (CHR) available; specify and add \$257 list
- solid surface top available in JSI standard colors
- glass surface available in white back painted (WBP) or black back painted matte (MBB)

Description	D	W	H	CTN WT	CU FT	① Model	HPL Laminate Flat Cut List Price	Double Cut List Price	Solid Surface List Price	Glass List Price
Round Coffee Table - Metal Legs	42	42	16	29	20	AWV0042-16RDML	\$1,921	\$1,982	\$3,546	\$3,932
	36	36	16	26	15	AWV0036-16RDML	\$1,726	\$1,763	\$2,918	\$3,270



- metal legs available in JSI standard finishes, chrome (CHR) available; specify and add \$314 list
- solid surface top available in JSI standard colors
- glass surface available in white back painted (WBP) or black back painted matte (MBB)

Rectangular Coffee Table - Metal Legs	24	48	16	29	14	AWV2448-16TTML	\$1,848	\$1,885	\$2,919	\$2,919
--	----	----	----	----	----	----------------	---------	---------	---------	---------



- metal legs available in JSI standard finishes, chrome (CHR) available; specify and add \$314 list
- solid surface top available in JSI standard colors
- glass surface available in white back painted (WBP) or black back painted matte (MBB)

Square Coffee Table - Metal Legs	42	42	16	37	20	AWV4242-16SQML	\$1,929	\$1,989	\$3,529	\$4,460
	36	36	16	30	15	AWV3636-16SQML	\$1,866	\$1,908	\$3,068	\$3,417



- metal legs available in JSI standard finishes, chrome (CHR) available; specify and add \$314 list
- solid surface top available in JSI standard colors
- glass surface available in white back painted (WBP) or black back painted matte (MBB)

To Order, Specify:

① Model Number

② Material

a.) Veneer

- 1.) Wood Species - Cherry (CH1), Maple (MA1), Walnut (WA1) or Double Cut (DC1)

a.) Wood Finish

b.) Laminate

c.) Solid Surface

- 1.) Armadillo (ARM), Black Pearl (BLP), Pebble Pearl (PEB) or Pure White (PUR)

d.) Glass

- 1.) Black Back Painted Matte (MBB) or White Back Painted (WBP)

③ Metal Leg Option

a.) Metal Finish

- 1.) Arctic Silver (ASL), Matte Black (MBK), Pewter (PEW), Soft Nickel (SNK) or Chrome (CHR) - upcharge applies

Specifications

- Metal leg frame with 7/8" dia. legs with fabricated metal stretchers.
- Legs have metal foot with nylon glide and 1/2" adjustment range.

Avalon Order Check List:



Specify:

- ☐ 1. Model Number
☐ 2. Wood Species - Beech (B)
☐ 3. Wood Seat Finish/Color
☐ 4. Metal Frame Color
☐ 5. Fabric Selection - vendor, pattern and color
☐ 6. Optional Clear Leg Protectors - add \$25 list per chair for set of 4

Example:

163C | B | AUB | MBK | MOMENTUM | VOX | MYSTIC
 (model #) | (wood species) | (finish) | (metal frame) | (fabric vendor) | (pattern name) | (pattern color)

1. Model Number

2. Wood Species - Beech (B)

3. Wood Seat Finish/Color Options:

CAG	Aged Ash Coordinate	CFO	Fossil Coordinate
CAL	Ale Light Coordinate	CGR	Graphite Coordinate
ALM	Ale Medium	HRV	Harvest
AUB	Auburn	CHL	High Line Coordinate
BRL	Barley	CKK	Khaki Coordinate
CBE	Blonde Echo Coordinate	LGC	Legacy
CBO	Bourbon Light Coordinate	MCH	Mocha
BBM	Bourbon Medium	NTO	Night Owl
CBZ	Brazilwood Coordinate	COA	Oatmeal Cookie Coordinate
CBG	Brighton Light Coordinate	CPI	Pinnacle Walnut Coordinate
BRM	Brighton Medium	PRL	Praline
BUT	Butterscotch	SAF	Saffron
CIN	Cinnamon	SIE	Sienna
CLA	Classic	CST	Studio Teak Coordinate
CCF	Coffee Coordinate	TOF	Toffee
CLL	Collectors	TRF	Truffle
CCR	Cremello Coordinate	VEN	Venetian
EAR	Earthy	CVI	Vintage Coordinate
ESP	Espresso	CWH	Walnut Heights Coordinate
FLX	Flax	CWE	Weathered Ash Coordinate
CFL	Florence Walnut Coordinate		

Color - Add \$43 list per item

BKD	Backdrop	GRV	Greek Villa
BFX	Black Fox	GLF	Gulf Stream
BWH	Bright White	HTB	Heartthrob
CGP	Cargo Pants	NET	Network Gray
CHT	Chatroom	NWH	Nonchalant White
DSY	Daisy	PAR	Paradise
DRG	Daring	QXP	Quixotic Plum
DYN	Dynamo	RBZ	Relic Bronze
ENG	Enigma	SND	Sandbank
FRR	French Roast	STM	Storm
GBY	Georgian Bay	TRC	Tricorn Black

4. Metal Frame Tier/Color:

Tier 1:

MBK Matte Black

Tier 2: add \$48 list

 ASL Arctic Silver
 PEW Pewter

 BWH Bright White
 SNK Soft Nickel

Tier 3: add \$93 list

CAR	Carmine Red (RAL3002)	SPB	Sapphire Blue (RAL4007)
LGR	Leaf Green (RAL6002)	TBL	Traffic Blue (RAL5017)
PPV	Purple Violet (RAL4007)	ZYL	Zinc Yellow (RAL1018)
SIG	Signal Orange (RAL2010)		

Tier 4: add \$140 list

BRD	Beige Red (RAL3012)	SGR	Signal Green (RAL6032)
COP	Copper Brown (RAL8004)	SGY	Silk Grey (RAL7044)
HYL	Honey Yellow (RAL1005)	SKY	Sky Blue (RAL5015)
MTQ	Mint Turquoise (RAL6033)	TQP	Turquoise Pastel (RAL6034)
OGR	Olive Green (RAL6003)	TRD	Traffic Red (RAL3020)
QZG	Quartz Grey (RAL7039)	MHB	Mahogany Brown (RAL8016)
SAL	Salmon Orange (RAL2012)		

5. Fabric Selection - Please supply the following:

Fabric vendor/ Pattern name/ Pattern color

[For a complete list of JSI Standard and Graded-In Textiles click here](#)

All COM orders must include the following:

- Vendor's name, pattern name and color
- Sample of the fabric attached to order
- Model numbers of items for fabric application
- Special application instructions (e.g., all stripes will be applied front to back unless specified otherwise)
- Customer and purchase order number

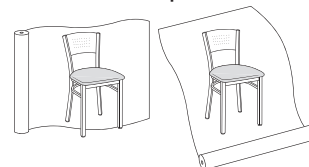
 Ship prepaid COM
 material to:

JSI








 Attn: COM Department
 201 East Martin Street
 Receiving B, Dock 71
 Orleans, IN 47452






Application of fabric:

Railroaded Up the Roll



All COM orders will ship at standard lead time from receipt of COM except for orders requiring special custom matched finishes.

Description	① Model	Specifications	List Price Per Grade																								
Armless Stacker	162A Wood Seat 162C Uph. Seat · upholstered seat models not recommended for stacking · stacks five high	<table> <tr> <th>Dimensions</th><th>D</th><th>W</th><th>H</th></tr> <tr> <td>Overall</td><td>17</td><td>17</td><td>31 ½</td></tr> <tr> <td>Seat</td><td>15 ½</td><td>17</td><td>18 ½</td></tr> <tr> <th>Upholstery</th><th colspan="3">Shipping</th></tr> <tr> <td>COM Ydg</td><td>¾</td><td>Ctn Wt</td><td>21</td></tr> <tr> <td>COL Sq Ft</td><td>9</td><td>Cu Ft</td><td>9</td></tr> </table>	Dimensions	D	W	H	Overall	17	17	31 ½	Seat	15 ½	17	18 ½	Upholstery	Shipping			COM Ydg	¾	Ctn Wt	21	COL Sq Ft	9	Cu Ft	9	Wood Seat \$469 COM \$482 A \$501 B \$520 COL/C \$555 D \$600 E \$642 F \$711 G \$784 H \$863 I \$984 J \$1,131 L1 \$799 L2 \$876
Dimensions	D	W	H																								
Overall	17	17	31 ½																								
Seat	15 ½	17	18 ½																								
Upholstery	Shipping																										
COM Ydg	¾	Ctn Wt	21																								
COL Sq Ft	9	Cu Ft	9																								
 162A wood seat  162C uph. seat  stacking frame																											
Armless	163A Wood Seat 163C Uph. Seat	<table> <tr> <th>Dimensions</th><th>D</th><th>W</th><th>H</th></tr> <tr> <td>Overall</td><td>17</td><td>17</td><td>31 ½</td></tr> <tr> <td>Seat</td><td>15 ½</td><td>17</td><td>18 ½</td></tr> <tr> <th>Upholstery</th><th colspan="3">Shipping</th></tr> <tr> <td>COM Ydg</td><td>¾</td><td>Ctn Wt</td><td>21</td></tr> <tr> <td>COL Sq Ft</td><td>9</td><td>Cu Ft</td><td>9</td></tr> </table>	Dimensions	D	W	H	Overall	17	17	31 ½	Seat	15 ½	17	18 ½	Upholstery	Shipping			COM Ydg	¾	Ctn Wt	21	COL Sq Ft	9	Cu Ft	9	Wood Seat \$469 COM \$482 A \$501 B \$520 COL/C \$555 D \$600 E \$642 F \$711 G \$784 H \$863 I \$984 J \$1,131 L1 \$799 L2 \$876
Dimensions	D	W	H																								
Overall	17	17	31 ½																								
Seat	15 ½	17	18 ½																								
Upholstery	Shipping																										
COM Ydg	¾	Ctn Wt	21																								
COL Sq Ft	9	Cu Ft	9																								
 163A wood seat  163C uph. seat																											
Barstool	168A Wood Seat 168C Uph. Seat	<table> <tr> <th>Dimensions</th><th>D</th><th>W</th><th>H</th></tr> <tr> <td>Overall</td><td>16 ½</td><td>17</td><td>41 ½</td></tr> <tr> <td>Seat</td><td>15 ½</td><td>17</td><td>31</td></tr> <tr> <th>Upholstery</th><th colspan="3">Shipping</th></tr> <tr> <td>COM Ydg</td><td>¾</td><td>Ctn Wt</td><td>28</td></tr> <tr> <td>COL Sq Ft</td><td>9</td><td>Cu Ft</td><td>13</td></tr> </table>	Dimensions	D	W	H	Overall	16 ½	17	41 ½	Seat	15 ½	17	31	Upholstery	Shipping			COM Ydg	¾	Ctn Wt	28	COL Sq Ft	9	Cu Ft	13	Wood Seat \$545 COM \$557 A \$576 B \$596 COL/C \$630 D \$674 E \$720 F \$785 G \$861 H \$939 I \$1,060 J \$1,207 L1 \$874 L2 \$952
Dimensions	D	W	H																								
Overall	16 ½	17	41 ½																								
Seat	15 ½	17	31																								
Upholstery	Shipping																										
COM Ydg	¾	Ctn Wt	28																								
COL Sq Ft	9	Cu Ft	13																								
 168A wood seat  168C uph. seat																											

Description	1 Model	Specifications	List Price Per Grade																								
Swivel Barstool	169A Wood Seat 169C Uph. Seat • 360° swivel • optional self-centering swivel plate - no upcharge, please specify when ordering	<table> <tr> <th>Dimensions</th><th>D</th><th>W</th><th>H</th></tr> <tr> <td>Overall</td><td>20</td><td>18</td><td>44</td></tr> <tr> <td>Seat</td><td>15 ½</td><td>17</td><td>31</td></tr> <tr> <th>Upholstery</th><th colspan="3">Shipping</th></tr> <tr> <td>COM Ydg</td><td>¾</td><td>Ctn Wt</td><td>31</td></tr> <tr> <td>COL Sq Ft</td><td>9</td><td>Cu Ft</td><td>13</td></tr> </table>	Dimensions	D	W	H	Overall	20	18	44	Seat	15 ½	17	31	Upholstery	Shipping			COM Ydg	¾	Ctn Wt	31	COL Sq Ft	9	Cu Ft	13	Wood Seat \$699 COM \$707 A \$726 B \$747 COL/C \$778 D \$825 E \$868 F \$937 G \$1,009 H \$1,087 I \$1,212 J \$1,357 L1 \$1,023 L2 \$1,104
Dimensions	D	W	H																								
Overall	20	18	44																								
Seat	15 ½	17	31																								
Upholstery	Shipping																										
COM Ydg	¾	Ctn Wt	31																								
COL Sq Ft	9	Cu Ft	13																								
 169A wood seat  169C uph. seat																											
Armless Stacker	172A Wood Seat 172C Uph. Seat • upholstered seat models not recommended for stacking • stacks five high	<table> <tr> <th>Dimensions</th><th>D</th><th>W</th><th>H</th></tr> <tr> <td>Overall</td><td>17</td><td>17</td><td>31 ½</td></tr> <tr> <td>Seat</td><td>15 ½</td><td>17</td><td>18 ½</td></tr> <tr> <th>Upholstery</th><th colspan="3">Shipping</th></tr> <tr> <td>COM Ydg</td><td>¾</td><td>Ctn Wt</td><td>21</td></tr> <tr> <td>COL Sq Ft</td><td>9</td><td>Cu Ft</td><td>9</td></tr> </table>	Dimensions	D	W	H	Overall	17	17	31 ½	Seat	15 ½	17	18 ½	Upholstery	Shipping			COM Ydg	¾	Ctn Wt	21	COL Sq Ft	9	Cu Ft	9	Wood Seat \$469 COM \$482 A \$501 B \$520 COL/C \$555 D \$600 E \$642 F \$711 G \$784 H \$863 I \$984 J \$1,131 L1 \$799 L2 \$876
Dimensions	D	W	H																								
Overall	17	17	31 ½																								
Seat	15 ½	17	18 ½																								
Upholstery	Shipping																										
COM Ydg	¾	Ctn Wt	21																								
COL Sq Ft	9	Cu Ft	9																								
 172A wood seat  172C uph. seat  stacking frame																											

To Order, Specify:

- 1 Model Number
- 2 Wood Species - Beech (B)
- 3 Wood Seat Finish/Color
- 4 Metal Frame Color
- 5 Fabric Selection - vendor, pattern and color
- 6 Optional Clear Leg Protectors - add \$25 list per chair for set of 4

Specifications

- Wood species - Beech.
- 18 gauge metal frame.
- Seat is upholstered with 1 ½" polyurethane foam and synthetic sheet webbing for added comfort.
- Standard with 1 ¼" clear K-resin rocker glides.
- Legs 1 ¼" square tube.
- Stretcher rim and seat rim ¾" square tube.

3 Wood Finish/Color Options:**Maple**

CAG	Aged Ash Coordinate	CFO	Fossil Coordinate
CAL	Ale Light Coordinate	CGR	Graphite Coordinate
ALM	Ale Medium	HRV	Harvest
AUB	Auburn	CHL	High Line Coordinate
BRL	Barley	CKC	Khaki Coordinate
CBE	Blonde Echo Coordinate	LGC	Legacy
CBO	Bourbon Light Coordinate	MCH	Mocha
BBM	Bourbon Medium	NTO	Night Owl
CBZ	Brazilwood Coordinate	COA	Oatmeal Cookie Coordinate
CBG	Brighton Light Coordinate	CPI	Pinnacle Walnut Coordinate
BRM	Brighton Medium	PRL	Praline
BUT	Butterscotch	SAF	Saffron
CIN	Cinnamon	SIE	Sienna
CLA	Classic	CST	Studio Teak Coordinate
CCF	Coffee Coordinate	TOF	Toffee
CLL	Collectors	TRF	Truffle
CCR	Cremello Coordinate	VEN	Venetian
EAR	Earthy	CVI	Vintage Coordinate
ESP	Espresso	CWH	Walnut Heights Coordinate
FLX	Flax	CWE	Weathered Ash Coordinate
CFL	Florence Walnut Coordinate		

Color - Add \$43 list per item

BKD	Backdrop	GRV	Greek Villa
BFX	Black Fox	GLF	Gulf Stream
BWH	Bright White	HTB	Heartthrob
CGP	Cargo Pants	NET	Network Gray
CHT	Chatroom	NWH	Nonchalant White
DSY	Daisy	PAR	Paradise
DRG	Daring	QXP	Quixotic Plum
DYN	Dynamo	RBZ	Relic Bronze
ENG	Enigma	SND	Sandbank
FRR	French Roast	STM	Storm
GBY	Georgian Bay	TRC	Tricorn Black

4 Metal Frame Tier/Color:**Tier 1:**

MBK Matte Black

Tier 2: Add \$48 list

ASL	Arctic Silver	PEW	Pewter
BWH	Bright White	SNK	Soft Nickel







Tier 3: Add \$93 list




CAR	Carmin Red	SPB	Sapphire Blue
LGR	Leaf Green	TBL	Traffic Blue
PPB	Purple Violet	ZYL	Zinc Yellow
SIG	Signal Orange		

Tier 4: Add \$140 list

BRD	Beige Red	SAL	Salmon Orange
COP	Copper Brown	SGR	Signal Green
HYL	Honey Yellow	SGY	Silk Grey
MTQ	Mint Turquoise	TQP	Turquoise Pastel
OGR	Olive Green	TRD	Traffic Red
QZG	Quartz Grey	MHB	Mahogany Brown

- 5 Visit www.jsifurniture.com/finishes-and-materials/textiles for our textiles program. See selection of standard and graded in manufacturers and patterns.

Description		① Model	Specifications				List Price Per Grade	
Armless		173A Wood Seat 173C Uph. Seat	Dimensions	D	W	H	Wood Seat	\$469
			Overall	17	17	31 ½	COM	\$482
			Seat	15 ½	17	18 ½	A	\$501
			Upholstery		Shipping		B	\$520
			COM Ydg	¾	Ctn Wt	21	COL/C	\$555
			COL Sq Ft	9	Cu Ft	9	D	\$600
							E	\$642
173A wood seat		173C uph. seat					F	\$711
							G	\$784
							H	\$863
							I	\$984
							J	\$1,131
							L1	\$799
							L2	\$876
Barstool		178A Wood Seat 178C Uph. Seat	Dimensions	D	W	H	Wood Seat	\$545
			Overall	16 ½	17	41 ½	COM	\$557
			Seat	15 ½	17	31	A	\$576
			Upholstery		Shipping		B	\$596
			COM Ydg	¾	Ctn Wt	28	COL/C	\$630
			COL Sq Ft	9	Cu Ft	13	D	\$674
							E	\$720
178A wood seat		178C uph. seat					F	\$785
							G	\$861
							H	\$939
							I	\$1,060
							J	\$1,207
							L1	\$874
							L2	\$952
Swivel Barstool		179A Wood Seat 179C Uph. Seat · 360° swivel · optional self-centering swivel plate - no upcharge, please specify when ordering	Dimensions	D	W	H	Wood Seat	\$699
			Overall	20	18	44	COM	\$707
			Seat	15 ½	17	31	A	\$726
			Upholstery		Shipping		B	\$747
			COM Ydg	¾	Ctn Wt	31	COL/C	\$778
			COL Sq Ft	9	Cu Ft	13	D	\$825
							E	\$868
179A wood seat		179C uph. seat					F	\$937
							G	\$1,009
							H	\$1,087
							I	\$1,212
							J	\$1,357
							L1	\$1,023
							L2	\$1,104

Description		① Model	Specifications				List Price Per Grade	
Armless Stacker		182A Wood Seat 182C Uph. Seat <ul style="list-style-type: none">· upholstered seat models not recommended for stacking· stacks five high					Wood Seat	\$469
			Dimensions	D	W	H	COM	\$482
			Overall	17	17	31 ½	A	\$501
			Seat	15 ½	17	18 ½	B	\$520
			Upholstery	Shipping			COL/C	\$555
			COM Ydg	¾	Ctn Wt	21	D	\$600
			COL Sq Ft	9	Cu Ft	9	E	\$642
							F	\$711
							G	\$784
							H	\$863
							I	\$984
							J	\$1,131
							L1	\$799
							L2	\$876
								
stacking frame								

Armless																																																																																																																																																																																																																																																																																																																																																																																																																																																																																																																																																																																																																																																																																																																																																																																																																																																																																																																																																																																																																																																																																																																																																																																																																																																																																																																																																																																																																																																																</
---------	--	--	--	--	--	--	--	--	--	--	--	--	--	--	--	--	--	--	--	--	--	--	--	--	--	--	--	--	--	--	--	--	--	--	--	--	--	--	--	--	--	--	--	--	--	--	--	--	--	--	--	--	--	--	--	--	--	--	--	--	--	--	--	--	--	--	--	--	--	--	--	--	--	--	--	--	--	--	--	--	--	--	--	--	--	--	--	--	--	--	--	--	--	--	--	--	--	--	--	--	--	--	--	--	--	--	--	--	--	--	--	--	--	--	--	--	--	--	--	--	--	--	--	--	--	--	--	--	--	--	--	--	--	--	--	--	--	--	--	--	--	--	--	--	--	--	--	--	--	--	--	--	--	--	--	--	--	--	--	--	--	--	--	--	--	--	--	--	--	--	--	--	--	--	--	--	--	--	--	--	--	--	--	--	--	--	--	--	--	--	--	--	--	--	--	--	--	--	--	--	--	--	--	--	--	--	--	--	--	--	--	--	--	--	--	--	--	--	--	--	--	--	--	--	--	--	--	--	--	--	--	--	--	--	--	--	--	--	--	--	--	--	--	--	--	--	--	--	--	--	--	--	--	--	--	--	--	--	--	--	--	--	--	--	--	--	--	--	--	--	--	--	--	--	--	--	--	--	--	--	--	--	--	--	--	--	--	--	--	--	--	--	--	--	--	--	--	--	--	--	--	--	--	--	--	--	--	--	--	--	--	--	--	--	--	--	--	--	--	--	--	--	--	--	--	--	--	--	--	--	--	--	--	--	--	--	--	--	--	--	--	--	--	--	--	--	--	--	--	--	--	--	--	--	--	--	--	--	--	--	--	--	--	--	--	--	--	--	--	--	--	--	--	--	--	--	--	--	--	--	--	--	--	--	--	--	--	--	--	--	--	--	--	--	--	--	--	--	--	--	--	--	--	--	--	--	--	--	--	--	--	--	--	--	--	--	--	--	--	--	--	--	--	--	--	--	--	--	--	--	--	--	--	--	--	--	--	--	--	--	--	--	--	--	--	--	--	--	--	--	--	--	--	--	--	--	--	--	--	--	--	--	--	--	--	--	--	--	--	--	--	--	--	--	--	--	--	--	--	--	--	--	--	--	--	--	--	--	--	--	--	--	--	--	--	--	--	--	--	--	--	--	--	--	--	--	--	--	--	--	--	--	--	--	--	--	--	--	--	--	--	--	--	--	--	--	--	--	--	--	--	--	--	--	--	--	--	--	--	--	--	--	--	--	--	--	--	--	--	--	--	--	--	--	--	--	--	--	--	--	--	--	--	--	--	--	--	--	--	--	--	--	--	--	--	--	--	--	--	--	--	--	--	--	--	--	--	--	--	--	--	--	--	--	--	--	--	--	--	--	--	--	--	--	--	--	--	--	--	--	--	--	--	--	--	--	--	--	--	--	--	--	--	--	--	--	--	--	--	--	--	--	--	--	--	--	--	--	--	--	--	--	--	--	--	--	--	--	--	--	--	--	--	--	--	--	--	--	--	--	--	--	--	--	--	--	--	--	--	--	--	--	--	--	--	--	--	--	--	--	--	--	--	--	--	--	--	--	--	--	--	--	--	--	--	--	--	--	--	--	--	--	--	--	--	--	--	--	--	--	--	--	--	--	--	--	--	--	--	--	--	--	--	--	--	--	--	--	--	--	--	--	--	--	--	--	--	--	--	--	--	--	--	--	--	--	--	--	--	--	--	--	--	--	--	--	--	--	--	--	--	--	--	--	--	--	--	--	--	--	--	--	--	--	--	--	--	--	--	--	--	--	--	--	--	--	--	--	--	--	--	--	--	--	--	--	--	--	--	--	--	--	--	--	--	--	--	--	--	--	--	--	--	--	--	--	--	--	--	--	--	--	--	--	--	--	--	--	--	--	--	--	--	--	--	--	--	--	--	--	--	--	--	--	--	--	--	--	--	--	--	--	--	--	--	--	--	--	--	--	--	--	--	--	--	--	--	--	--	--	--	--	--	--	--	--	--	--	--	--	--	--	--	--	--	--	--	--	--	--	--	--	--	--	--	--	--	--	--	--	--	--	--	--	--	--	--	--	--	--	--	--	--	--	--	--	--	--	--	--	--	--	--	--	--	--	--	--	--	--	--	--	--	--	--	--	--	--	--	--	--	--	--	--	--	--	--	--	--	--	--	--	--	--	--	--	--	--	--	--	--	--	--	--	--	--	--	--	--	--	--	--	--	--	--	--	--	--	--	--	--	--	--	--	--	--	--	--	--	--	--	--	--	--	--	--	--	--	--	--	--	--	--	--	--	--	--	--	--	--	--	--	--	--	--	--	--	--	--	--	--	--	--	--	--	--	--	--	--	--	--	--	--	--	--	--	--	--	--	--	--	--	--	--	--	--	--	--	--	--	--	--	--	--	--	--	--	--	--	--	--	--	--	--	--	--	--	--	--	--	--	--	--	--	--	--	--	--	--	--	--	--	--	--	--	--	--	--	--	--	--	--	--	--	--	--	--	--	--	--	--	--	--	--	--	--	--	--	--	--	--	--	--	--	--	--	--	--	--	--	--	--	--	--	--	--	--	--	--	--	--	--	--	--	--	--	--	--	--	--	--	--	--	--	--	--	--	--	--	--	--	--	--	--	--	--	--	--	--	--	--	--	--	--	--	--	--	--	--	--	--	--	--	--	--	--	--	--	--	--	--	--	--	--	--	--	--	--	--	--	--	--	--	--	--	--	--	--	--	--	--	--	--	--	--	--	--	--	--	--	--	--	--	--	--	--	--	--	--	--	--	--	--	--	--	--	--	--	--	--	--	--	--	--	--	--	--	--	--	--	--	--	--	--	--	--	--	--	--	--	--	--	--	--	--	--	--	--	--	--	--	--	--	--	--	--	--	--	--	--	--	--	--	--	--	--	--	--	--	--	--	--	--	--	--	--	--	--	--	--	--	--	--	--	--	--	--	--	--	--	--	--	--	--	--	--	--	--	--	--	--	--	--	--	--	--	--	--	--	--	--	--	--	--	--	--	--	--	--	--	--	--	--	--	--	--	--	--	--	--	--	--	--	--	--	--	--	--	--	--	--	--	--	--	--	--	--	--	--	--	--	--	--	--	--	--	--	--	--	--	--	--	--	--	--	--	--	--	--	--	--	--	--	--	--	--	--	--	--	--	--	--	--	--	--	--	--	--	--	--	--	--	--	--	--	--	--	----

To Order, Specify:

- ① Model Number
- ② Wood Species - Beech (B)
- ③ Wood Seat Finish/Color
- ④ Metal Frame Color
- ⑤ Fabric Selection - vendor, pattern and color
- ⑥ Optional Clear Leg Protectors - add \$25 list per chair for set of 4

Specifications

- Wood species - Beech.
- 18 gauge metal frame.
- Seat is upholstered with 1 ½" polyurethane foam and synthetic sheet webbing for added comfort.
- Standard with 1 ¼" clear K-resin rocker glides.
- Legs 1 ¼" square tube.
- Stretcher rim and seat rim ¾" square tube.

③ Wood Finish/Color Options:**Maple**

CAG	Aged Ash Coordinate	CFO	Fossil Coordinate
CAL	Ale Light Coordinate	CGR	Graphite Coordinate
ALM	Ale Medium	HRV	Harvest
AUB	Auburn	CHL	High Line Coordinate
BRL	Barley	CKC	Khaki Coordinate
CBE	Blonde Echo Coordinate	LGC	Legacy
CBO	Bourbon Light Coordinate	MCH	Mocha
BBM	Bourbon Medium	NTO	Night Owl
CBZ	Brazilwood Coordinate	COA	Oatmeal Cookie Coordinate
CBG	Brighton Light Coordinate	CPI	Pinnacle Walnut Coordinate
BRM	Brighton Medium	PRL	Praline
BUT	Butterscotch	SAF	Saffron
CIN	Cinnamon	SIE	Sienna
CLA	Classic	CST	Studio Teak Coordinate
CCF	Coffee Coordinate	TOF	Toffee
CLL	Collectors	TRF	Truffle
CCR	Cremello Coordinate	VEN	Venetian
EAR	Earthy	CVI	Vintage Coordinate
ESP	Espresso	CWH	Walnut Heights Coordinate
FLX	Flax	CWE	Weathered Ash Coordinate
CFL	Florence Walnut Coordinate		

Color - Add \$43 list per item

BKD	Backdrop	GRV	Greek Villa
BFX	Black Fox	GLF	Gulf Stream
BWH	Bright White	HTB	Heartthrob
CGP	Cargo Pants	NET	Network Gray
CHT	Chatroom	NWH	Nonchalant White
DSY	Daisy	PAR	Paradise
DRG	Daring	QXP	Quixotic Plum
DYN	Dynamo	RBZ	Relic Bronze
ENG	Enigma	SND	Sandbank
FRR	French Roast	STM	Storm
GBY	Georgian Bay	TRC	Tricorn Black

④ Metal Frame Tier/Color:**Tier 1:**

MBK Matte Black

Tier 2: Add \$48 list

ASL	Arctic Silver	PEW	Pewter
BWH	Bright White	SNK	Soft Nickel








Tier 3: Add \$93 list





CAR	Carmin Red	SPB	Sapphire Blue
LGR	Leaf Green	TBL	Traffic Blue
PPB	Purple Violet	ZYL	Zinc Yellow
SIG	Signal Orange		

Tier 4: Add \$140 list

BRD	Beige Red	SAL	Salmon Orange
COP	Copper Brown	SGR	Signal Green
HYL	Honey Yellow	SGY	Silk Grey
MTQ	Mint Turquoise	TQP	Turquoise Pastel
OGR	Olive Green	TRD	Traffic Red
QZG	Quartz Grey	MHB	Mahogany Brown

- ⑤ Visit www.jsifurniture.com/finishes-and-materials/textiles for our textiles program. See selection of standard and graded in manufacturers and patterns.

Description		① Model	Specifications				List Price Per Grade	
Barstool		188A Wood Seat 188C Uph. Seat	Dimensions	D	W	H	Wood Seat	\$545
 188A wood seat  188C uph. seat			Overall	16 ½	17	41 ½	COM	\$557
			Seat	15 ½	17	31	A	\$576
			Upholstery		Shipping		B	\$596
			COM Ydg	¾	Ctn Wt	28	COL/C	\$630
			COL Sq Ft	9	Cu Ft	13	D	\$674
							E	\$720
							F	\$785
							G	\$861
							H	\$939
							I	\$1,060
							J	\$1,207
							L1	\$874
							L2	\$952
Swivel Barstool		189A Wood Seat 189C Uph. Seat	Dimensions	D	W	H	Wood Seat	\$699
 189A wood seat  189C uph. seat		<ul style="list-style-type: none"> • 360° swivel • optional self-centering swivel plate - no upcharge, please specify when ordering 	Overall	20	18	44	COM	\$707
			Seat	15 ½	17	31	A	\$726
			Upholstery		Shipping		B	\$747
			COM Ydg	¾	Ctn Wt	31	COL/C	\$778
			COL Sq Ft	9	Cu Ft	13	D	\$825
							E	\$868
							F	\$937
							G	\$1,009
							H	\$1,087
							I	\$1,212
							J	\$1,357
							L1	\$1,023
							L2	\$1,104
Armless Stacker		192A Wood Seat 192C Uph. Seat	Dimensions	D	W	H	Wood Seat	\$469
 192A wood seat  192C uph. seat		<ul style="list-style-type: none"> • upholstered seat models not recommended for stacking • stacks five high 	Overall	17	17	31 ½	COM	\$482
			Seat	15 ½	17	18 ½	A	\$501
			Upholstery		Shipping		B	\$520
			COM Ydg	¾	Ctn Wt	21	COL/C	\$555
			COL Sq Ft	9	Cu Ft	9	D	\$600
							E	\$642
							F	\$711
							G	\$784
							H	\$863
							I	\$984
							J	\$1,131
							L1	\$799
							L2	\$876
 stacking frame								

Description		① Model	Specifications				List Price Per Grade	
Armless		193A Wood Seat 193C Uph. Seat					Wood Seat	\$469
							COM	\$482
193A wood seat	193C uph. seat						A	\$501
							B	\$520
							COL/C	\$555
							D	\$600
							E	\$642
							F	\$711
							G	\$784
							H	\$863
							I	\$984
							J	\$1,131
							L1	\$799
							L2	\$876
Barstool		198A Wood Seat 198C Uph. Seat					Wood Seat	\$545
							COM	\$557
198A wood seat	198C uph. seat						A	\$576
							B	\$596
							COL/C	\$630
							D	\$674
							E	\$720
							F	\$785
							G	\$861
							H	\$939
							I	\$1,060
							J	\$1,207
							L1	\$874
							L2	\$952

To Order, Specify:

- ① Model Number
- ② Wood Species - Beech (B)
- ③ Wood Seat Finish/Color
- ④ Metal Frame Color
- ⑤ Fabric Selection - vendor, pattern and color
- ⑥ Optional Clear Leg Protectors - add \$25 list per chair for set of 4

Specifications

- Wood species - Beech.
- 18 gauge metal frame.
- Seat is upholstered with 1 ½" polyurethane foam and synthetic sheet webbing for added comfort.
- Standard with 1 ¼" clear K-resin rocker glides.
- Legs 1 ¼" square tube.
- Stretcher rim and seat rim ¾" square tube.

③ Wood Finish/Color Options:**Maple**

CAG	Aged Ash Coordinate	CFO	Fossil Coordinate
CAL	Ale Light Coordinate	CGR	Graphite Coordinate
ALM	Ale Medium	HRV	Harvest
AUB	Auburn	CHL	High Line Coordinate
BRL	Barley	CKC	Khaki Coordinate
CBE	Blonde Echo Coordinate	LGC	Legacy
CBO	Bourbon Light Coordinate	MCH	Mocha
BBM	Bourbon Medium	NTO	Night Owl
CBZ	Brazilwood Coordinate	COA	Oatmeal Cookie Coordinate
CBG	Brighton Light Coordinate	CPI	Pinnacle Walnut Coordinate
BRM	Brighton Medium	PRL	Praline
BUT	Butterscotch	SAF	Saffron
CIN	Cinnamon	SIE	Sienna
CLA	Classic	CST	Studio Teak Coordinate
CCF	Coffee Coordinate	TOF	Toffee
CLL	Collectors	TRF	Truffle
CCR	Cremello Coordinate	VEN	Venetian
EAR	Earthy	CVI	Vintage Coordinate
ESP	Espresso	CWH	Walnut Heights Coordinate
FLX	Flax	CWE	Weathered Ash Coordinate
CFL	Florence Walnut Coordinate		

Color - Add \$43 list per item

BKD	Backdrop	GRV	Greek Villa
BFX	Black Fox	GLF	Gulf Stream
BWH	Bright White	HTB	Heartthrob
CGP	Cargo Pants	NET	Network Gray
CHT	Chatroom	NWH	Nonchalant White
DSY	Daisy	PAR	Paradise
DRG	Daring	QXP	Quixotic Plum
DYN	Dynamo	RBZ	Relic Bronze
ENG	Enigma	SND	Sandbank
FRR	French Roast	STM	Storm
GBY	Georgian Bay	TRC	Tricorn Black

④ Metal Frame Tier/Color:**Tier 1:**

MBK Matte Black

Tier 2: Add \$48 list

ASL	Arctic Silver	PEW	Pewter
BWH	Bright White	SNK	Soft Nickel

Tier 3: Add \$93 list




CAR	Carmin Red	SPB	Sapphire Blue
LGR	Leaf Green	TBL	Traffic Blue
PPB	Purple Violet	ZYL	Zinc Yellow
SIG	Signal Orange		

Tier 4: Add \$140 list

BRD	Beige Red	SAL	Salmon Orange
COP	Copper Brown	SGR	Signal Green
HYL	Honey Yellow	SGY	Silk Grey
MTQ	Mint Turquoise	TQP	Turquoise Pastel
OGR	Olive Green	TRD	Traffic Red
QZG	Quartz Grey	MHB	Mahogany Brown

- ⑤ Visit www.jsifurniture.com/finishes-and-materials/textiles for our textiles program. See selection of standard and graded in manufacturers and patterns.

Description	① Model	Specifications	List Price Per Grade																								
Swivel Barstool	199A Wood Seat 199C Uph. Seat <ul style="list-style-type: none">· 360° swivel· optional self-centering swivel plate - no upcharge, please specify when ordering	<table><tr><th>Dimensions</th><th>D</th><th>W</th><th>H</th></tr><tr><td>Overall</td><td>20</td><td>18</td><td>44</td></tr><tr><td>Seat</td><td>15 ½</td><td>17</td><td>31</td></tr><tr><th colspan="2">Upholstery</th><th colspan="2">Shipping</th></tr><tr><td>COM Ydg</td><td>¾</td><td>Ctn Wt</td><td>31</td></tr><tr><td>COL Sq Ft</td><td>9</td><td>Cu Ft</td><td>13</td></tr></table>	Dimensions	D	W	H	Overall	20	18	44	Seat	15 ½	17	31	Upholstery		Shipping		COM Ydg	¾	Ctn Wt	31	COL Sq Ft	9	Cu Ft	13	Wood Seat \$699 COM \$707 A \$726 B \$747 COL/C \$778 D \$825 E \$868 F \$937 G \$1,009 H \$1,087 I \$1,212 J \$1,357 L1 \$1,023 L2 \$1,104
Dimensions	D	W	H																								
Overall	20	18	44																								
Seat	15 ½	17	31																								
Upholstery		Shipping																									
COM Ydg	¾	Ctn Wt	31																								
COL Sq Ft	9	Cu Ft	13																								
Armless Stacker	202A Wood Seat 202B Uph. Back <ul style="list-style-type: none">· optional laser engraving back imprint, specify location and size - see page 29 for details. (A model only)· upholstered seat models not recommended for stacking· stacks five high	<table><tr><th>Dimensions</th><th>D</th><th>W</th><th>H</th></tr><tr><td>Overall</td><td>17</td><td>17</td><td>31 ½</td></tr><tr><td>Seat</td><td>15 ½</td><td>17</td><td>18 ½</td></tr><tr><th colspan="2">Upholstery</th><th colspan="2">Shipping</th></tr><tr><td>COM Ydg</td><td>¾</td><td>Ctn Wt</td><td>21</td></tr><tr><td>COL Sq Ft</td><td>9</td><td>Cu Ft</td><td>9</td></tr></table>	Dimensions	D	W	H	Overall	17	17	31 ½	Seat	15 ½	17	18 ½	Upholstery		Shipping		COM Ydg	¾	Ctn Wt	21	COL Sq Ft	9	Cu Ft	9	Wood Seat \$458 COM \$501 A \$515 B \$530 COL/C \$553 D \$580 E \$610 F \$657 G \$703 H \$756 I \$838 J \$937 L1 \$713 L2 \$768
Dimensions	D	W	H																								
Overall	17	17	31 ½																								
Seat	15 ½	17	18 ½																								
Upholstery		Shipping																									
COM Ydg	¾	Ctn Wt	21																								
COL Sq Ft	9	Cu Ft	9																								
Armless Stacker	202C Uph. Seat <ul style="list-style-type: none">· optional laser engraving back imprint, specify location and size - see page 29 for details.· upholstered seat models not recommended for stacking· stacks five high	<table><tr><th>Dimensions</th><th>D</th><th>W</th><th>H</th></tr><tr><td>Overall</td><td>17</td><td>17</td><td>31 ½</td></tr><tr><td>Seat</td><td>15 ½</td><td>17</td><td>18 ½</td></tr><tr><th colspan="2">Upholstery</th><th colspan="2">Shipping</th></tr><tr><td>COM Ydg</td><td>¾</td><td>Ctn Wt</td><td>21</td></tr><tr><td>COL Sq Ft</td><td>9</td><td>Cu Ft</td><td>9</td></tr></table>	Dimensions	D	W	H	Overall	17	17	31 ½	Seat	15 ½	17	18 ½	Upholstery		Shipping		COM Ydg	¾	Ctn Wt	21	COL Sq Ft	9	Cu Ft	9	COM \$470 A \$488 B \$507 COL/C \$542 D \$585 E \$630 F \$699 G \$772 H \$851 I \$971 J \$1,118 L1 \$785 L2 \$864
Dimensions	D	W	H																								
Overall	17	17	31 ½																								
Seat	15 ½	17	18 ½																								
Upholstery		Shipping																									
COM Ydg	¾	Ctn Wt	21																								
COL Sq Ft	9	Cu Ft	9																								
Armless Stacker	202D Uph. Seat/Back <ul style="list-style-type: none">· when using contrasting upholstery, indicate application and use higher grade pricing· upholstered seat models not recommended for stacking· stacks five high	<table><tr><th>Dimensions</th><th>D</th><th>W</th><th>H</th></tr><tr><td>Overall</td><td>17</td><td>17</td><td>31 ½</td></tr><tr><td>Seat</td><td>15 ½</td><td>17</td><td>18 ½</td></tr><tr><th colspan="2">Upholstery</th><th colspan="2">Shipping</th></tr><tr><td>COM Ydg</td><td>¾</td><td>Ctn Wt</td><td>21</td></tr><tr><td>COL Sq Ft</td><td>9</td><td>Cu Ft</td><td>9</td></tr></table>	Dimensions	D	W	H	Overall	17	17	31 ½	Seat	15 ½	17	18 ½	Upholstery		Shipping		COM Ydg	¾	Ctn Wt	21	COL Sq Ft	9	Cu Ft	9	COM \$577 A \$601 B \$626 COL/C \$670 D \$729 E \$788 F \$878 G \$976 H \$1,082 I \$1,245 J \$1,440 L1 \$997 L2 \$1,102
Dimensions	D	W	H																								
Overall	17	17	31 ½																								
Seat	15 ½	17	18 ½																								
Upholstery		Shipping																									
COM Ydg	¾	Ctn Wt	21																								
COL Sq Ft	9	Cu Ft	9																								

Description		① Model	Specifications				List Price Per Grade	
Armless		203A Wood Seat	Dimensions	D	W	H	Wood Seat	\$458
		203B Uph. Back · optional laser engraving back imprint, specify location and size - see page 29 for details. (A model only)	Overall	17	17	31 ½	COM	\$501
			Seat	15 ½	17	18 ½	A	\$515
			Upholstery	Shipping			B	\$530
			COM Ydg	¾	Ctn Wt	21	COL/C	\$553
			COL Sq Ft	9	Cu Ft	9	D	\$580
							E	\$610
							F	\$657
							G	\$703
							H	\$756
							I	\$838
							J	\$937
							L1	\$713
							L2	\$768
Armless		203C Uph. Seat · optional laser engraving back imprint, specify location and size - see page 29 for details.	Dimensions	D	W	H	COM	\$470
			Overall	17	17	31 ½	A	\$488
			Seat	15 ½	17	18 ½	B	\$506
			Upholstery	Shipping			COL/C	\$542
			COM Ydg	¾	Ctn Wt	21	D	\$585
			COL Sq Ft	9	Cu Ft	9	E	\$630
							F	\$699
							G	\$772
							H	\$851
							I	\$971
							J	\$1,118
							L1	\$785
							L2	\$864

To Order, Specify:

- 1 Model Number
- 2 Wood Species - Beech (B)
- 3 Wood Seat Finish/Color
- 4 Metal Frame Color
- 5 Fabric Selection - vendor, pattern and color
- 6 Optional Clear Leg Protectors - add \$25 list per chair for set of 4

Specifications

- Wood species - Beech.
- 18 gauge metal frame.
- Seat is upholstered with 1 ½" polyurethane foam and synthetic sheet webbing for added comfort.
- Standard with 1 ¼" clear K-resin rocker glides.
- Legs 1 ¼" square tube.
- Stretcher rim and seat rim ¾" square tube.

3 Wood Finish/Color Options:**Maple**

CAG	Aged Ash Coordinate	CFO	Fossil Coordinate
CAL	Ale Light Coordinate	CGR	Graphite Coordinate
ALM	Ale Medium	HRV	Harvest
AUB	Auburn	CHL	High Line Coordinate
BRL	Barley	CKC	Khaki Coordinate
CBE	Blonde Echo Coordinate	LGC	Legacy
CBO	Bourbon Light Coordinate	MCH	Mocha
BBM	Bourbon Medium	NTO	Night Owl
CBZ	Brazilwood Coordinate	COA	Oatmeal Cookie Coordinate
CBG	Brighton Light Coordinate	CPI	Pinnacle Walnut Coordinate
BRM	Brighton Medium	PRL	Praline
BUT	Butterscotch	SAF	Saffron
CIN	Cinnamon	SIE	Sienna
CLA	Classic	CST	Studio Teak Coordinate
CCF	Coffee Coordinate	TOF	Toffee
CLL	Collectors	TRF	Truffle
CCR	Cremello Coordinate	VEN	Venetian
EAR	Earthy	CVI	Vintage Coordinate
ESP	Espresso	CWH	Walnut Heights Coordinate
FLX	Flax	CWE	Weathered Ash Coordinate
CFL	Florence Walnut Coordinate		

Color - Add \$43 list per item

BKD	Backdrop	GRV	Greek Villa
BFX	Black Fox	GLF	Gulf Stream
BWH	Bright White	HTB	Heartthrob
CGP	Cargo Pants	NET	Network Gray
CHT	Chatroom	NWH	Nonchalant White
DSY	Daisy	PAR	Paradise
DRG	Daring	QXP	Quixotic Plum
DYN	Dynamo	RBZ	Relic Bronze
ENG	Enigma	SND	Sandbank
FRR	French Roast	STM	Storm
GBY	Georgian Bay	TRC	Tricorn Black

4 Metal Frame Tier/Color:**Tier 1:**

MBK Matte Black

Tier 2: Add \$48 list

ASL	Arctic Silver	PEW	Pewter
BWH	Bright White	SNK	Soft Nickel






Tier 3: Add \$93 list

CAR	Carmin Red	SPB	Sapphire Blue
LGR	Leaf Green	TBL	Traffic Blue
PPB	Purple Violet	ZYL	Zinc Yellow
SIG	Signal Orange		

Tier 4: Add \$140 list

BRD	Beige Red	SAL	Salmon Orange
COP	Copper Brown	SGR	Signal Green
HYL	Honey Yellow	SGY	Silk Grey
MTQ	Mint Turquoise	TQP	Turquoise Pastel
OGR	Olive Green	TRD	Traffic Red
QZG	Quartz Grey	MHB	Mahogany Brown

- 5 Visit www.jsifurniture.com/finishes-and-materials/textiles for our textiles program. See selection of standard and graded in manufacturers and patterns.

Description		① Model	Specifications				List Price Per Grade			
<div>Armless</div> 	203D Uph. Seat/Back		Dimensions		D	W	H	COM	\$577	
			Overall		17	17	31 ½	A	\$601	
			Seat		15 ½	17	18 ½	B	\$626	
			Upholstery		Shipping			COL/C	\$670	
			COM Ydg		¾	Ctn Wt	21	D	\$729	
			COL Sq Ft		9	Cu Ft	9	E	\$788	
								F	\$878	
								G	\$976	
								H	\$1,082	
								I	\$1,245	
					J	\$1,440				
					L1	\$997				
					L2	\$1,102				
Barstool	208A Wood Seat 208B Uph. Back		Dimensions		D	W	H	Wood Seat	\$533	
 208A wood seat	 208B uph. back			Overall	16 ½	17	41 ½	COM	\$577	
				Seat	15 ½	17	31	A	\$590	
				Upholstery	Shipping			B	\$607	
				COM Ydg	¾	Ctn Wt	28	COL/C	\$629	
				COL Sq Ft	9	Cu Ft	13	D	\$658	
							E	\$687		
							F	\$731		
							G	\$780		
							H	\$832		
							I	\$916		
					J	\$1,011				
					L1	\$791				
					L2	\$841				
Barstool	208C Uph. Seat		Dimensions		D	W	H	COM	\$545	
	· optional laser engraving back imprint, specify location and size - see page 29 for details.				Overall	16 ½	17	41 ½	A	\$564
					Seat	15 ½	17	31	B	\$583
					Upholstery	Shipping			COL/C	\$618
					COM Ydg	¾	Ctn Wt	28	D	\$662
					COL Sq Ft	9	Cu Ft	13	E	\$707
								F	\$774	
								G	\$850	
								H	\$924	
								I	\$1,050	
								J	\$1,196	
					L1	\$863				
					L2	\$941				
Barstool	208D Uph. Seat/Back		Dimensions		D	W	H	COM	\$652	
					Overall	16 ½	17	41 ½	A	\$675
					Seat	15 ½	17	31	B	\$700
					Upholstery	Shipping			COL/C	\$747
					COM Ydg	¾	Ctn Wt	28	D	\$806
					COL Sq Ft	9	Cu Ft	13	E	\$864
								F	\$955	
								G	\$1,053	
								H	\$1,157	
								I	\$1,318	
								J	\$1,513	
					L1	\$1,073				
					L2	\$1,175				

Description	1 Model	Specifications	List Price Per Grade																								
Swivel Barstool	209A Wood Seat 209B Uph. Back <ul style="list-style-type: none"> optional laser engraving back imprint, specify location and size - see page 29 for details. (A model only) 360° swivel optional self-centering swivel plate - no upcharge, please specify when ordering 	<table> <tr> <th>Dimensions</th><th>D</th><th>W</th><th>H</th></tr> <tr> <td>Overall</td><td>20</td><td>18</td><td>44</td></tr> <tr> <td>Seat</td><td>15 ½</td><td>17</td><td>31</td></tr> <tr> <th>Upholstery</th><th colspan="3">Shipping</th></tr> <tr> <td>COM Ydg</td><td>¾</td><td>Ctn Wt</td><td>31</td></tr> <tr> <td>COL Sq Ft</td><td>9</td><td>Cu Ft</td><td>13</td></tr> </table>	Dimensions	D	W	H	Overall	20	18	44	Seat	15 ½	17	31	Upholstery	Shipping			COM Ydg	¾	Ctn Wt	31	COL Sq Ft	9	Cu Ft	13	Wood Seat \$687 COM \$725 A \$744 B \$755 COL/C \$777 D \$808 E \$836 F \$883 G \$933 H \$984 I \$1,064 J \$1,164 L1 \$943 L2 \$995
Dimensions	D	W	H																								
Overall	20	18	44																								
Seat	15 ½	17	31																								
Upholstery	Shipping																										
COM Ydg	¾	Ctn Wt	31																								
COL Sq Ft	9	Cu Ft	13																								

Swivel Barstool	209C Uph. Seat <ul style="list-style-type: none"> optional laser engraving back imprint, specify location and size - see page 29 for details. 360° swivel optional self-centering swivel plate - no upcharge, please specify when ordering 	<table> <tr> <th>Dimensions</th><th>D</th><th>W</th><th>H</th></tr> <tr> <td>Overall</td><td>20</td><td>18</td><td>44</td></tr> <tr> <td>Seat</td><td>15 ½</td><td>17</td><td>31</td></tr> <tr> <th>Upholstery</th><th colspan="3">Shipping</th></tr> <tr> <td>COM Ydg</td><td>¾</td><td>Ctn Wt</td><td>31</td></tr> <tr> <td>COL Sq Ft</td><td>9</td><td>Cu Ft</td><td>13</td></tr> </table>	Dimensions	D	W	H	Overall	20	18	44	Seat	15 ½	17	31	Upholstery	Shipping			COM Ydg	¾	Ctn Wt	31	COL Sq Ft	9	Cu Ft	13	COM \$693 A \$717 B \$734 COL/C \$769 D \$813 E \$857 F \$923 G \$998 H \$1,078 I \$1,198 J \$1,346 L1 \$1,015 L2 \$1,092
Dimensions	D	W	H																								
Overall	20	18	44																								
Seat	15 ½	17	31																								
Upholstery	Shipping																										
COM Ydg	¾	Ctn Wt	31																								
COL Sq Ft	9	Cu Ft	13																								

To Order, Specify:

- 1 Model Number
- 2 Wood Species - Beech (B)
- 3 Wood Seat Finish/Color
- 4 Metal Frame Color
- 5 Fabric Selection - vendor, pattern and color
- 6 Optional Clear Leg Protectors - add \$25 list per chair for set of 4

Specifications

- Wood species - Beech.
- 18 gauge metal frame.
- Seat is upholstered with 1 ½" polyurethane foam and synthetic sheet webbing for added comfort.
- Standard with 1 ¼" clear K-resin rocker glides.
- Legs 1 ¼" square tube.
- Stretcher rim and seat rim ¾" square tube.

3 Wood Finish/Color Options:**Maple**

CAG	Aged Ash Coordinate	CFO	Fossil Coordinate
CAL	Ale Light Coordinate	CGR	Graphite Coordinate
ALM	Ale Medium	HRV	Harvest
AUB	Auburn	CHL	High Line Coordinate
BRL	Barley	CKC	Khaki Coordinate
CBE	Blonde Echo Coordinate	LGC	Legacy
CBO	Bourbon Light Coordinate	MCH	Mocha
BBM	Bourbon Medium	NTO	Night Owl
CBZ	Brazilwood Coordinate	COA	Oatmeal Cookie Coordinate
CBG	Brighton Light Coordinate	CPI	Pinnacle Walnut Coordinate
BRM	Brighton Medium	PRL	Praline
BUT	Butterscotch	SAF	Saffron
CIN	Cinnamon	SIE	Sienna
CLA	Classic	CST	Studio Teak Coordinate
CCF	Coffee Coordinate	TOF	Toffee
CLL	Collectors	TRF	Truffle
CCR	Cremello Coordinate	VEN	Venetian
EAR	Earthy	CVI	Vintage Coordinate
ESP	Espresso	CWH	Walnut Heights Coordinate
FLX	Flax	CWE	Weathered Ash Coordinate
CFL	Florence Walnut Coordinate		

Color - Add \$43 list per item

BKD	Backdrop	GRV	Greek Villa
BFX	Black Fox	GLF	Gulf Stream
BWH	Bright White	HTB	Heartthrob
CGP	Cargo Pants	NET	Network Gray
CHT	Chatroom	NWH	Nonchalant White
DSY	Daisy	PAR	Paradise
DRG	Daring	QXP	Quixotic Plum
DYN	Dynamo	RBZ	Relic Bronze
ENG	Enigma	SND	Sandbank
FRR	French Roast	STM	Storm
GBY	Georgian Bay	TRC	Tricorn Black

4 Metal Frame Tier/Color:**Tier 1:**

MBK Matte Black

Tier 2: Add \$48 list

ASL	Arctic Silver	PEW	Pewter
BWH	Bright White	SNK	Soft Nickel


Tier 3: Add \$93 list

CAR	Carmine Red	SPB	Sapphire Blue
LGR	Leaf Green	TBL	Traffic Blue
PPB	Purple Violet	ZYL	Zinc Yellow
SIG	Signal Orange		

Tier 4: Add \$140 list

BRD	Beige Red	SAL	Salmon Orange
COP	Copper Brown	SGR	Signal Green
HYL	Honey Yellow	SGY	Silk Grey
MTQ	Mint Turquoise	TQP	Turquoise Pastel
OGR	Olive Green	TRD	Traffic Red
QZG	Quartz Grey	MHB	Mahogany Brown

- 5 Visit www.jsifurniture.com/finishes-and-materials/textiles for our textiles program. See selection of standard and graded in manufacturers and patterns.

Description	1 Model	Specifications				List Price Per Grade
<div>Swivel Barstool</div> <div></div>	<div>209D Uph. Seat/Back</div> <div><div>· 360° swivel</div><div>· optional self-centering swivel plate - no upcharge, please specify when ordering</div></div>	Dimensions	D	W	H	COM \$799
		Overall	20	18	44	A \$825
		Seat	15 ½	17	31	B \$852
		Upholstery	Shipping			COL/C \$898
		COM Ydg	¾	Ctn Wt	31	D \$955
		COL Sq Ft	9	Cu Ft	13	E \$1,015
						F \$1,105
						G \$1,202
						H \$1,307
						I \$1,469
				J \$1,665		
				L1 \$1,221		
				L2 \$1,326		

To Order, Specify:

- 1 Model Number
- 2 Wood Species - Beech (B)
- 3 Wood Seat Finish/Color
- 4 Metal Frame Color
- 5 Fabric Selection - vendor, pattern and color
- 6 Optional Clear Leg Protectors - add \$22
list per chair for set of 4

Specifications

- Wood species - Beech.
- 18 gauge metal frame.
- Seat is upholstered with 1 1/2" polyurethane foam and synthetic sheet webbing for added comfort.
- Standard with 1 1/4" clear K-resin rocker glides.
- Legs 1 1/4" square tube.
- Stretcher rim and seat rim 3/4" square tube.

3 Wood Finish/Color Options:

Maple		CFO	Fossil Coordinate
CAG	Aged Ash Coordinate	CGR	Graphite Coordinate
CAL	Ale Light Coordinate	HRV	Harvest
ALM	Ale Medium	CHL	High Line Coordinate
AUB	Auburn	CKC	Khaki Coordinate
BRL	Barley	LGC	Legacy
CBE	Blonde Echo Coordinate	MCH	Mocha
CBO	Bourbon Light Coordinate	NTO	Night Owl
BBM	Bourbon Medium	COA	Oatmeal Cookie Coordinate
CBZ	Brazilwood Coordinate	CPI	Pinnacle Walnut Coordinate
CBG	Brighton Light Coordinate	PRL	Praline
BRM	Brighton Medium	SAF	Saffron
BUT	Butterscotch	SIE	Sienna
CIN	Cinnamon	CST	Studio Teak Coordinate
CLA	Classic	TOF	Toffee
CCF	Coffee Coordinate	TRF	Truffle
CLL	Collectors	VEN	Venetian
CCR	Cremello Coordinate	CVI	Vintage Coordinate
EAR	Earthy	CWH	Walnut Heights Coordinate
ESP	Espresso	CWE	Weathered Ash Coordinate
FLX	Flax		
CFL	Florence Walnut Coordinate		

Color - Add \$43 list per item

BKD	Backdrop	GRV	Greek Villa
BFX	Black Fox	GLF	Gulf Stream
BWH	Bright White	HTB	Heartthrob
CGP	Cargo Pants	NET	Network Gray
CHT	Chatroom	NWH	Nonchalant White
DSY	Daisy	PAR	Paradise
DRG	Daring	QXP	Quixotic Plum
DYN	Dynamo	RBZ	Relic Bronze
ENG	Enigma	SND	Sandbank
FRR	French Roast	STM	Storm
GBY	Georgian Bay	TRC	Tricorn Black

4 Metal Frame Tier/Color:

Tier 1:

MBK Matte Black

Tier 2: Add \$48 list

ASL	Arctic Silver	PEW	Pewter
BWH	Bright White	SNK	Soft Nickel

Tier 3: Add \$93 list

CAR	Carmine Red	SPB	Sapphire Blue
LGR	Leaf Green	TBL	Traffic Blue
PPB	Purple Violet	ZYL	Zinc Yellow
SIG	Signal Orange		

Tier 4: Add \$140 list

BRD	Beige Red	SAL	Salmon Orange
COP	Copper Brown	SGR	Signal Green
HYL	Honey Yellow	SGY	Silk Grey
MTQ	Mint Turquoise	TQP	Turquoise Pastel
OGF	Olive Green	TRD	Traffic Red
QZG	Quartz Grey	MHB	Mahogany Brown

- 5 Visit www.jsifurniture.com/finishes-and-materials/textiles for our textiles program. See selection of standard and graded in manufacturers and patterns.

Avini Lounge Order Check List:



Specify:

- ☐ 1. Model Number
- ☐ 2. Wood Species - Maple (M)
- ☐ 3. Wood Finish/Color
- ☐ 4. Fabric Selection - vendor, pattern and color
- ☐ 5. Optional Rubber Cushion Nylon Glides - no upcharge

Example:

AV1021W (model #)	M (wood species)	AUB (finish)	MOMENTUM (fabric vendor)	VOX (pattern name)	MYSTIC (pattern color)
-----------------------------	----------------------------	------------------------	------------------------------------	------------------------------	----------------------------------

1. Model Number

2. Wood Species - Maple (M)

3. Wood Seat Finish/Color Options:

CAG	Aged Ash Coordinate	CFO	Fossil Coordinate
CAL	Ale Light Coordinate	CGR	Graphite Coordinate
ALM	Ale Medium	HRV	Harvest
AUB	Auburn	CHL	High Line Coordinate
BRL	Barley	CKC	Khaki Coordinate
CBE	Blonde Echo Coordinate	LGC	Legacy
CBO	Bourbon Light Coordinate	MCH	Mocha
BBM	Bourbon Medium	NTO	Night Owl
CBZ	Brazilwood Coordinate	COA	Oatmeal Cookie Coordinate
CBG	Brighton Light Coordinate	CPI	Pinnacle Walnut Coordinate
BRM	Brighton Medium	PRL	Praline
BUT	Butterscotch	SAF	Saffron
CIN	Cinnamon	SIE	Sienna
CLA	Classic	CST	Studio Teak Coordinate
CCF	Coffee Coordinate	TOF	Toffee
CLL	Collectors	TRF	Truffle
CCR	Cremello Coordinate	VEN	Venetian
EAR	Earthy	CVI	Vintage Coordinate
ESP	Espresso	CWH	Walnut Heights Coordinate
FLX	Flax	CWE	Weathered Ash Coordinate
CFL	Florence Walnut Coordinate		

Color - Add \$43 list per item

BKD	Backdrop	GRV	Greek Villa
BFX	Black Fox	GLF	Gulf Stream
BWH	Bright White	HTB	Heartthrob
CGP	Cargo Pants	NET	Network Gray
CHT	Chatroom	NWH	Nonchalant White
DSY	Daisy	PAR	Paradise
DRG	Daring	QXP	Quixotic Plum
DYN	Dynamo	RBZ	Relic Bronze
ENG	Enigma	SND	Sandbank
FRR	French Roast	STM	Storm
GBY	Georgian Bay	TRC	Tricorn Black

4. Fabric Selection - Please supply the following: Fabric vendor/ Pattern name/ Pattern color

[For a complete list of JSI Standard and Graded-In Textiles click here](#)

When specifying contrasting upholstery, indicate clearly which upholstery is to be applied to the seat, back and arms. Use higher grade pricing.

- Indicate direction of fabric - Railroaded or Up the Roll
- Please provide illustration, if available

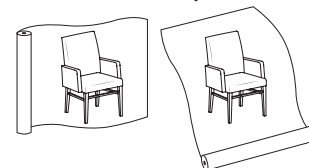
All COM orders must include the following:

- Vendor's name, pattern name and color
- Sample of the fabric attached to order
- Model numbers of items for fabric application
- Special application instructions (e.g., all stripes will be applied front to back unless specified otherwise)
- Customer and purchase order number





Ship prepaid COM
material to:

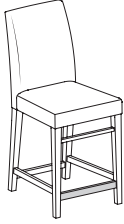
JSI
Attn: COM Department
201 East Martin Street
Receiving B, Dock 71
Orleans, IN 47452


Application of fabric:
Railroaded Up the Roll



All COM orders will ship at standard lead time from receipt of COM except for orders requiring special custom matched finishes.

Description	① Model	Specifications	List Price Per Grade																														
Armless 	AV1023D · upholstered seat and back	<table><tr><th>Dimensions</th><th>D</th><th>W</th><th>H</th></tr><tr><td>Overall</td><td>23 ½</td><td>21 ½</td><td>37</td></tr><tr><td>Seat</td><td>18</td><td>21 ½</td><td>18 ½</td></tr><tr><th>Upholstery</th><th colspan="3">Shipping</th></tr><tr><td>COM Ydg</td><td>2</td><td>Ctn Wt</td><td>22</td></tr><tr><td>COL Sq Ft</td><td>40</td><td>Cu Ft</td><td>14</td></tr></table>	Dimensions	D	W	H	Overall	23 ½	21 ½	37	Seat	18	21 ½	18 ½	Upholstery	Shipping			COM Ydg	2	Ctn Wt	22	COL Sq Ft	40	Cu Ft	14	COM \$1,112 A \$1,155 B \$1,210 COL/C \$1,309 D \$1,433 E \$1,558 F \$1,753 G \$1,960 H \$2,184 I \$2,528 J \$2,944 L1 \$2,002 L2 \$2,222						
		Dimensions	D	W	H																												
		Overall	23 ½	21 ½	37																												
		Seat	18	21 ½	18 ½																												
		Upholstery	Shipping																														
		COM Ydg	2	Ctn Wt	22																												
		COL Sq Ft	40	Cu Ft	14																												
		Armless 	AV1023E · upholstered seat and back · solid maple crown	<table><tr><th>Dimensions</th><th>D</th><th>W</th><th>H</th></tr><tr><td>Overall</td><td>23 ½</td><td>21 ½</td><td>37</td></tr><tr><td>Seat</td><td>18</td><td>21 ½</td><td>18 ½</td></tr><tr><th>Upholstery</th><th colspan="3">Shipping</th></tr><tr><td>COM Ydg</td><td>2</td><td>Ctn Wt</td><td>22</td></tr><tr><td>COL Sq Ft</td><td>40</td><td>Cu Ft</td><td>14</td></tr></table>	Dimensions	D	W	H	Overall	23 ½	21 ½	37	Seat	18	21 ½	18 ½	Upholstery	Shipping			COM Ydg	2	Ctn Wt	22	COL Sq Ft	40	Cu Ft	14	COM \$1,209 A \$1,255 B \$1,312 COL/C \$1,408 D \$1,533 E \$1,661 F \$1,855 G \$2,061 H \$2,284 I \$2,628 J \$3,045 L1 \$2,104 L2 \$2,325				
				Dimensions	D	W	H																										
				Overall	23 ½	21 ½	37																										
Seat	18			21 ½	18 ½																												
Upholstery	Shipping																																
COM Ydg	2			Ctn Wt	22																												
COL Sq Ft	40			Cu Ft	14																												
Wood Arm 	AV1021W · upholstered seat and back			<table><tr><th>Dimensions</th><th>D</th><th>W</th><th>H</th></tr><tr><td>Overall</td><td>23 ½</td><td>23 ½</td><td>37</td></tr><tr><td>Seat</td><td>18</td><td>21 ½</td><td>18 ½</td></tr><tr><td>Arm</td><td></td><td></td><td>26</td></tr><tr><th>Upholstery</th><th colspan="3">Shipping</th></tr><tr><td>COM Ydg</td><td>2</td><td>Ctn Wt</td><td>23</td></tr><tr><td>COL Sq Ft</td><td>40</td><td>Cu Ft</td><td>14</td></tr></table>	Dimensions	D	W	H	Overall	23 ½	23 ½	37	Seat	18	21 ½	18 ½	Arm			26	Upholstery	Shipping			COM Ydg	2	Ctn Wt	23	COL Sq Ft	40	Cu Ft	14	COM \$1,141 A \$1,187 B \$1,243 COL/C \$1,338 D \$1,463 E \$1,589 F \$1,782 G \$1,988 H \$2,212 I \$2,558 J \$2,973 L1 \$2,032 L2 \$2,254
				Dimensions	D	W	H																										
				Overall	23 ½	23 ½	37																										
		Seat	18	21 ½	18 ½																												
		Arm			26																												
		Upholstery	Shipping																														
		COM Ydg	2	Ctn Wt	23																												
		COL Sq Ft	40	Cu Ft	14																												
		Upholstered Arm 	AV1021U · upholstered seat, back and arms	<table><tr><th>Dimensions</th><th>D</th><th>W</th><th>H</th></tr><tr><td>Overall</td><td>23 ½</td><td>24</td><td>37</td></tr><tr><td>Seat</td><td>18</td><td>21 ½</td><td>18 ½</td></tr><tr><td>Arm</td><td></td><td></td><td>26</td></tr><tr><th>Upholstery</th><th colspan="3">Shipping</th></tr><tr><td>COM Ydg</td><td>3</td><td>Ctn Wt</td><td>25</td></tr><tr><td>COL Sq Ft</td><td>60</td><td>Cu Ft</td><td>14</td></tr></table>	Dimensions	D	W	H	Overall	23 ½	24	37	Seat	18	21 ½	18 ½	Arm			26	Upholstery	Shipping			COM Ydg	3	Ctn Wt	25	COL Sq Ft	60	Cu Ft	14	COM \$1,448 A \$1,511 B \$1,595 COL/C \$1,741 D \$1,926 E \$2,115 F \$2,406 G \$2,720 H \$3,050 I \$3,570 J \$4,193 L1 \$2,779 L2 \$3,114
				Dimensions	D	W	H																										
Overall	23 ½			24	37																												
Seat	18			21 ½	18 ½																												
Arm					26																												
Upholstery	Shipping																																
COM Ydg	3			Ctn Wt	25																												
COL Sq Ft	60			Cu Ft	14																												

Description	① Model	Specifications				List Price Per Grade	
Counter Height Stool 	AV1024D · upholstered seat and back · stainless steel foot rest	Dimensions	D	W	H	COM	\$1,305
		Overall	22	17 ½	40	A	\$1,353
		Seat	16 ½	17 ½	24 ½	B	\$1,407
		Upholstery	Shipping			COL/C	\$1,506
		COM Ydg	2	Ctn Wt	25	D	\$1,629
		COL Sq Ft	40	Cu Ft	11	E	\$1,755
						F	\$1,947
						G	\$2,157
						H	\$2,378
						I	\$2,725
						J	\$3,141
						L1	\$2,197
						L2	\$2,420

Counter Height Stool 	AV1024E · upholstered seat and back · solid maple crown · stainless steel foot rest	Dimensions	D	W	H	COM	\$1,403
		Overall	22	17 ½	40	A	\$1,452
		Seat	16 ½	17 ½	24 ½	B	\$1,509
		Upholstery	Shipping			COL/C	\$1,606
		COM Ydg	2	Ctn Wt	25	D	\$1,729
		COL Sq Ft	40	Cu Ft	11	E	\$1,857
						F	\$2,049
						G	\$2,257
						H	\$2,480
						I	\$2,825
						J	\$3,243
						L1	\$2,300
						L2	\$2,522

To Order, Specify:

- ① Model Number
- ② Wood Species - Maple (M)
- ③ Wood Finish/Color
- ④ Fabric Selection - vendor, pattern and color
- ⑤ Optional Rubber Cushion Nylon Glides - no upcharge

Specifications

- Wood species - Maple.
- Seat is upholstered with 2 ½" high density polyurethane foam and synthetic sheet webbing for added comfort.
- Seat has single needle top stitch detail for added style and durability.
- Back is upholstered with 1" polyurethane foam.
- Arms are upholstered with polyurethane foam.
- Mortise and tenon construction with corner blocks, glue and screws.
- Standard with rubber cushion metal glides.

③ Wood Finish/Color Options:**Maple**


CAG	Aged Ash Coordinate
CAL	Ale Light Coordinate
ALM	Ale Medium
AUB	Auburn
BRL	Barley
CBE	Blonde Echo Coordinate
CBO	Bourbon Light Coordinate
BBM	Bourbon Medium
CBZ	Brazilwood Coordinate
CBG	Brighton Light Coordinate
BRM	Brighton Medium
BUT	Butterscotch
CIN	Cinnamon
CLA	Classic
CCF	Coffee Coordinate
CLL	Collectors
CCR	Cremello Coordinate
EAR	Earthy
ESP	Espresso
FLX	Flax
CFL	Florence Walnut Coordinate


CFO	Fossil Coordinate
CGR	Graphite Coordinate
HRV	Harvest
CHL	High Line Coordinate
CKC	Khaki Coordinate
LGC	Legacy
MCH	Mocha
NTO	Night Owl
COA	Oatmeal Cookie Coordinate
CPI	Pinnacle Walnut Coordinate
PRL	Pralline
SAF	Saffron
SIE	Sienna
CST	Studio Teak Coordinate
TOF	Toffee
TRF	Truffle
VEN	Venetian
CVI	Vintage Coordinate
CWH	Walnut Heights Coordinate
CWE	Weathered Ash Coordinate

Color - Add \$43 list per item

BKD	Backdrop	GRV	Greek Villa
BFX	Black Fox	GLF	Gulf Stream
BWH	Bright White	HTB	Hearthrob
CGP	Cargo Pants	NET	Network Gray
CHT	Chatroom	NWH	Nonchalant White
DSY	Daisy	PAR	Paradise
DRG	Daring	QXP	Quixotic Plum
DYN	Dynamo	RBZ	Relic Bronze
ENG	Enigma	SND	Sandbank
FRR	French Roast	STM	Storm
GBY	Georgian Bay	TRC	Tricorn Black

- ④ Visit www.jsifurniture.com/finishes-and-materials/textiles for our textiles program. See selection of standard and graded in manufacturers and patterns.

Description	① Model	Specifications				List Price Per Grade		
<div>Barstool</div> 	<div>AV1028D</div> <div><div>· upholstered seat and back</div><div>· stainless steel foot rest</div></div>	Dimensions		D	W	H	COM	\$1,305
		Overall		22	17 ½	46	A	\$1,353
		Seat		16 ½	17 ½	30 ½	B	\$1,407
		Upholstery		Shipping			COL/C	\$1,506
		COM Ydg		2	Ctn Wt	25	D	\$1,629
		COL Sq Ft		40	Cu Ft	12	E	\$1,755
							F	\$1,947
							G	\$2,157
							H	\$2,378
							I	\$2,725
					J	\$3,141		
					L1	\$2,197		
					L2	\$2,420		

<div>Barstool</div> 	<div>AV1028E</div> <div><div>· upholstered seat and back</div><div>· solid maple crown</div><div>· stainless steel foot rest</div></div>	Dimensions		D	W	H	COM	\$1,403
		Overall		22	17 ½	46	A	\$1,452
		Seat		16 ½	17 ½	30 ½	B	\$1,509
		Upholstery		Shipping			COL/C	\$1,606
		COM Ydg		2	Ctn Wt	25	D	\$1,729
		COL Sq Ft		40	Cu Ft	12	E	\$1,857
							F	\$2,049
							G	\$2,257
							H	\$2,480
							I	\$2,825
					J	\$3,243		
					L1	\$2,300		
					L2	\$2,522		

To Order, Specify:

- ① Model Number
- ② Wood Species - Maple (M)
- ③ Wood Finish/Color
- ④ Fabric Selection - vendor, pattern and color
- ⑤ Optional Rubber Cushion Nylon Glides - no upcharge

Specifications

- Wood species - Maple.
- Seat is upholstered with 2 ½" high density polyurethane foam and synthetic sheet webbing for added comfort.
- Seat has single needle top stitch detail for added style and durability.
- Back is upholstered with 1" polyurethane foam.
- Arms are upholstered with polyurethane foam.
- Mortise and tenon construction with corner blocks, glue and screws.
- Standard with rubber cushion metal glides.

③ Wood Finish/Color Options:

Maple

CAG	Aged Ash Coordinate	CFO	Fossil Coordinate
CAL	Ale Light Coordinate	CGR	Graphite Coordinate
ALM	Ale Medium	HRV	Harvest
AUB	Auburn	CHL	High Line Coordinate
BRL	Barley	CKC	Khaki Coordinate
CBE	Blonde Echo Coordinate	LGC	Legacy
CBO	Bourbon Light Coordinate	MCH	Mocha
BBM	Bourbon Medium	NTO	Night Owl
CBZ	Brazilwood Coordinate	COA	Oatmeal Cookie Coordinate
CBG	Brighton Light Coordinate	CPI	Pinnacle Walnut Coordinate
BRM	Brighton Medium	PRL	Praline
BUT	Butterscotch	SAF	Saffron
CIN	Cinnamon	SIE	Sienna
CLA	Classic	CST	Studio Teak Coordinate
CCF	Coffee Coordinate	TOF	Toffee
CLL	Collectors	TRF	Truffle
CCR	Cremello Coordinate	VEN	Venetian
EAR	Earthy	CVI	Vintage Coordinate
ESP	Espresso	CWH	Walnut Heights Coordinate
FLX	Flax	CWE	Weathered Ash Coordinate
CFL	Florence Walnut Coordinate		

Color - Add \$43 list per item

BKD	Backdrop	GRV	Greek Villa
BFX	Black Fox	GLF	Gulf Stream
BWH	Bright White	HTB	Heartthrob
CGP	Cargo Pants	NET	Network Gray
CHT	Chatroom	NWH	Nonchalant White
DSY	Daisy	PAR	Paradise
DRG	Daring	QXP	Quixotic Plum
DYN	Dynamo	RBZ	Relic Bronze
ENG	Enigma	SND	Sandbank
FRR	French Roast	STM	Storm
GBY	Georgian Bay	TRC	Tricorn Black

- ④ Visit www.jsifurniture.com/finishes-and-materials/textiles for our textiles program. See selection of standard and graded in manufacturers and patterns.

BeSPACE Order Check List:



- Specify:
- ☐ 1. Model Number
 - ☐ 2. Wood Species - Rift Cut White Oak (WK4) or Flat Cut Walnut (WA1)
 - ☐ 3. Finish Option - CLK (Clear on Rift Cut White Oak) or CLW (Clear on Flat Cut Walnut)
 - ☐ 4. Door or Drawer Front Optional Paint Color (see below for paint color options); add \$43 list per item
 - ☐ 5. Metal Leg Color - Matte Black (MBK), Pewter (PEW),Soft Nickel (SNK) or Stardust Silver (STS)
 - ☐ 6. Fabric Selection
 - A. Seat - Vendor, Pattern and Color
 - B. Back - Vendor, Pattern and Color
 - C. Deck or Deck and Arm (s) - Vendor, Pattern and Color
 - ☐ 7. Glass Color - Clear (GTC01) or Smoke (GTC04)
 - ☐ 8. Optional Power Center - Flush Mount (EC22) - Black (B) or White (W); add \$668 list each
 - ☐ 9. Optional Black Grommet; add \$102 list each

Example:

BS2 (model #)	WA1 (wood species)	CLW (finish)	SNK (metal leg color)	MOMENTUM (fabric vendor)	INSIGHT (pattern name)	FOSSIL (pattern color)
------------------	-----------------------	-----------------	--------------------------	-----------------------------	---------------------------	---------------------------

1. Model Number

2. Wood Species - Rift Cut White Oak (WK4) or Flat Cut Walnut (WA1)

3. Wood Finish Options:
CLK Clear on Rift Cut White Oak
CLW Clear on Flat Cut Walnut


4. Door or Drawer Front Optional Paint Color -
Add \$43 list per item
BKD Backdrop GRV Greek Villa
BFX Black Fox NET Network Gray
BWH Bright White NWH Nonchalant White
CGP Cargo Pants STM Storm
CHT Chatroom TRC Tricorn Black
FRR French Roast

5. Metal Leg Color:
MBK Matte Black SNK Soft Nickel
PEW Pewter STS Stardust Silver

6. Fabric Selection - Please supply the following:
Fabric vendor/ Pattern name/ Pattern color
[For a complete list of JSI Standard and Graded-In Textiles click here](#)

Contrasting Upholstery - Units can be specified with a contrasting upholstery feature. When this feature is desired the unit **will be priced based on the higher grade fabric** selected for the seat, back, deck or deck and arm(s).

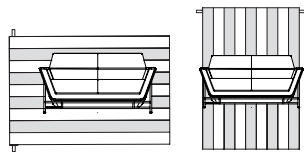
When specifying contrasting upholstery, indicate clearly the upholstery to be applied to the seat , back, deck or deck and arm(s).



All COM orders must include the following:
• Fabric vendor's name, pattern name and color
• Sample of the fabric attached to order
• Model numbers of items for fabric application
• Special application instructions (e.g., all stripes will be applied front to back unless specified otherwise)
• Customer and purchase order number

Ship prepaid COM material to:
JSI
Attn: COM Department
201 East Martin Street
Receiving B, Dock 71
Orleans, IN 47452

Application of fabric:
Railroaded Up the Roll



7. Glass Color:
GTC01 Clear GTC04 Smoke

8. Optional Power Center (EC22) - add \$668 list, specify color and location

9. Optional Black Grommet - add \$102 list each

Seating**Wood Materials**

Exterior surfaces are laminated veneers either in plain sliced walnut or rift cut white oak.

Seating exterior components are made up of layers of hardwood veneer molded to shape and RF cured. Outer veneers are matched for a uniform grain pattern. Exterior plywood is $\frac{5}{8}$ " thick.

Interior seating frame and support components are made from $\frac{3}{4}$ " interior grade plywood.

Metal Materials

Exterior feet and leg frames are fabricated from 14 gauge steel tubing and welded to pre-set standards.

Construction

Seating interior frames are constructed with upholstery grade plywood with precisely cut interlocking joints. All joints are glued and reinforced with staples. Critical joints are fastened with screws to reinforce the joint. Frame components are assembled using t-nuts for metal to metal connection.

Upholstery Details

Seating suspension for modular units has a 3- $\frac{1}{2}$ " high-resilience seat foam placed onto sheet webbing for comfort and durability. Back and arm foam is a high density foam for comfort and durability.

Freestanding upholstered units have 6" thick high-resilience seat foam for durability. The bottom of the seat plywood is ventilated to allow the seat foam to breathe. Back and arm foam is a high density foam for comfort and durability.

Single needle top stitch is used on all BeSPACE models.

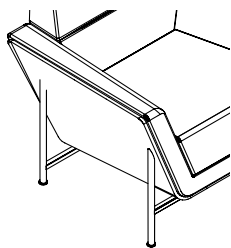
Exterior Metal Components

Leg frame is welded to pre-set standards and then the outer surfaces are prepared for powder coating. Leg frame and glide will be same color.

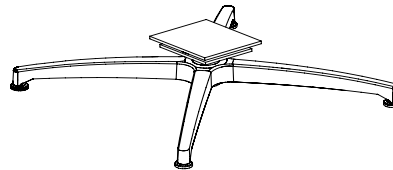
Powder coat finishes available:

Matte Black	MBK
Pewter	PEW
Soft Nickel	SNK
Stardust Silver	STS

Legs with adjustable glides are mounted with internal connections which are embedded into the plywood exterior. The angular cut matches up with the plywood exterior for a floating appearance.

**Special Features**

Model BS-1 Lounge Chair with the swivel mechanism and four prong base with non-adjustable push-in glides features a 360° swivel. The standard 3.5° rearward tilt is welded in to the spindle of the mechanism plate, the spindle sits into a passive hub of the prong base.

**Finish**

To accentuate the beauty of the walnut or white oak veneers a clear finish coat is applied to the exposed plywood shells and platforms.

Exterior Seating Plywood Shell and Platforms are available in two finishes:

Clear Coat on Walnut	CLW
Clear Coat on Rift Cut White Oak	CLK

To reduce hazardous formaldehyde emission we use our proprietary specially design top coat, DuraTex™. We are proud that our finish is GreenGuard certified.

DuraTex™, offers exceptional hardness along with abrasion and impact resistance, but has been formulated to eliminate hazardous and harmful gases that are normally associated with wood finish.

DuraTex™ Features

Safety - Significantly reduces hazardous formaldehyde emissions which help improve the quality of the indoor air we breathe.

Quality - Developed to be tough and durable with special attention to appearance. The DuraTex™ finish provides a safe solution and still preserves the natural beauty of wood.

Durability - Designed to meet a wide range of demanding performance and environmental standards to withstand even the highest wear and tear.

Care and Maintenance**Care of Upholstery Surfaces**

Cleanability will vary based on the fabric type. For best results, a professional service is recommended. Dirt and crumbs may be gently brushed or vacuumed off. Spills should be wiped up immediately with a cloth. Vinyl textiles can be cleaned with warm soapy water and wiped down with a warm damp cloth. For more details on any JSI carded fabric and vinyl, please visit our website at www.jsifurniture.com or consult the back of the appropriate swatch card for cleaning codes and any specific instructions. For COM materials, consult with the individual textile manufacturer for cleaning codes and any specific instructions pertaining to your particular fabric.

Maintenance of Mechanical Parts

Clean any lint or debris from the moving parts of the base mechanisms. Mechanisms have been designed and tested to not require lubrication under normal conditions however lubricant can be used if needed.

Metal Components

Wipe smooth powder coat finishes and textured metals with a damp cloth. For stubborn stains and grease marks, use soap and water. Lightly brush textured metals with a soft, dry brush to remove dirt.

Casegoods
Wood Materials

Exterior surfaces are laminated veneers either in plain sliced walnut or rift cut white oak.

Casegood tops are made up of layers of hardwood veneers molded to shape and RF cured. Outer veneers are matched for uniform grain patterns. All casegood tops are 3/4" thick plywood.

Casegood chassis, doors and drawer fronts consist of veneer over composite wood core; all wood core components are 3/4" thick.

Metal Materials

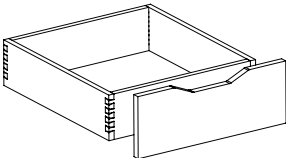
Exterior feet are fabricated using 14 guage steel tubing and 14 guage flat stock.

Construction

Casegoods are constructed with a series of glued wood dowels and metal-to-wood fastening hardware to reinforce critical joints.

Feet are field installed to prevent shipping damage, pre-bored holes make installation easy. Instructions, feet, and other hardware will be packed inside the carton.

Drawer boxes are constructed from plywood components with dovetail joinery, providing superior tensile strength to the box. Under-mount drawer suspensions are "full extension" which allows the drawers to open fully. The "soft-close" mechanism allows the drawers to close with a slight push. Drawer and door fronts feature a finger pull and are non-locking. Drawers in the BeSPACE product line are not intended for filing.



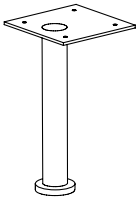
5-sided drawer box

Casegood Feet

Feet are fabricated with a flat plate which is screwed to the bottom of the casegoods. The feet have an adjustable glide for ease of leveling.

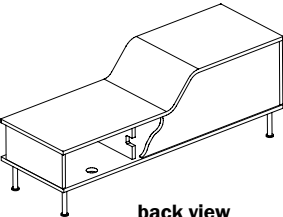
Powder coat finishes available:

Matte Black	MBK
Pewter	PEW
Soft Nickel	SNK
Stardust Silver	STS



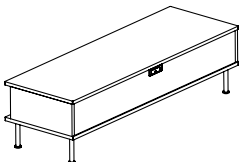
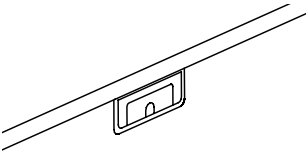
Glide matches powder coat finish selected on feet.

Credenza units have wire pass through incorporated into the interior dividers and bottom panels to allow for wiring to pass easily through the unit. A metal stress-bar runs the full length on the bottom side of the credenzas providing additional support.

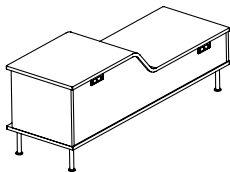


back view

Optional matte black grommets are available in the back panel but must be specified. Grommets are located as shown, center on single height units and two locations on transition height units.



single height



transition height

Finish

To accentuate the beauty of the walnut or white oak veneer a clear finish coat is applied to the chassis of the BeSPACE products. Drawer and door fronts can be matched with the same clear coat finish on the veneer or may be specified with a painted finish.

Chassis and Drawer or Door Fronts
Clear Coat on Rift Cut White Oak - CLW
Clear Coat on Walnut - CLK

Drawer/Door Fronts (optional Paint on Maple Veneer) - Add \$43 list per item

Backdrop	BKD	Greek Villa	GRV
Black Fox	BFX	Network Gray	NET
Bright White	BWH	Nonchalant White	NWH
Cargo Pants	CGP	Storm	STM
Chatroom	CHT	Tricorn Black	TRC
French Roast	FRR		

To reduce hazardous formaldehyde emission we use our proprietary specially designed top coat, DuraTex™. We are proud that our finish is GreenGuard certified.

DuraTex™ offers exceptional hardness along with abrasion and impact resistance, but has been formulated to eliminate hazardous and harmful gases that are normally associated with wood finish.

DuraTex™ Features

- Safety - Significantly reduces hazardous formaldehyde emissions which help improve the quality of the indoor air we breathe.
- Quality - Developed to be tough and durable with special attention to appearance. The DuraTex™ finish provides a safe solution and still preserves the natural beauty of wood.
- Durability - Designed to meet a wide range of demanding performance and environmental standards to withstand even the highest wear and tear.

Glass Tables

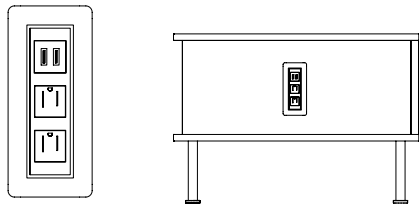
Glass Tops are 1/2" thick tempered and are available in Clear (low iron) or Smoke. Pliable polyurethane bumpers, along with the weight of the top, keeps the glass in place.

Clear GTC01
Smoke GTC04

Optional Data/Electrical Components

EC22 Power Center- Flush Mount

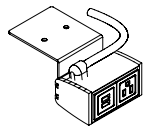
EC22 unit provides electric for two 110 devices and one USB 2-Port Simplex for charging. This factory installed unit is mounted in the front or back panel(s) of modular closed tables. When ordering specify color and location, see below. Power is connected to the building supply with 10' standard three prong cord. Access and storage of excess power cord is provided in the cavity of the tables.



Note: Power Center color, Black (B) or White (W) must be specified.

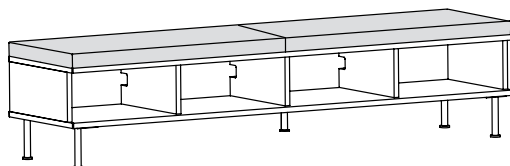
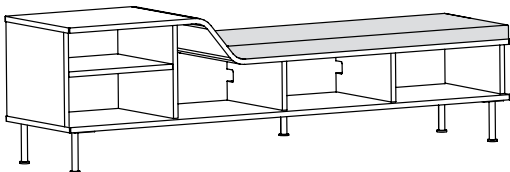
EC21 Power Center - Under Mount

This accessory item features one 110 device and one USB 2-Port Simplex for charging. The EC21 unit is ordered separately and can be mounted on the bottom platform of casegoods and lounge seating, see "Power Center Under Mount".



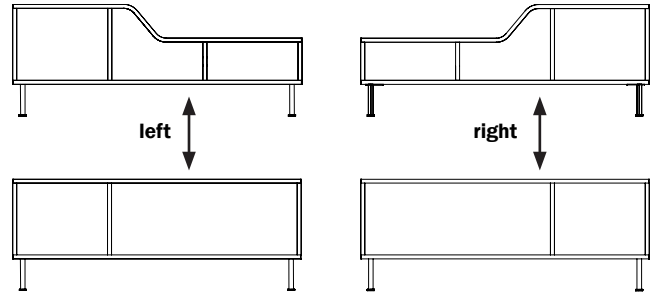
Credenza with Optional Cushions

Bench Height and Transitional Height credenza units can be ordered with an optional factory installed cushion. (Select appropriate fabric grade when pricing the unit). Cushion should not be removed due to permanent attachment.



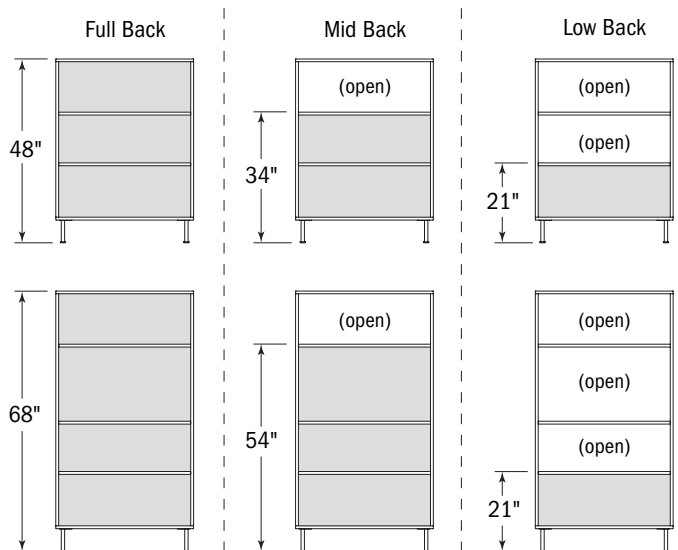
How to determine Left and Right

Left and right is determined by facing the unit; the transitional height unit determines the left or right orientation.



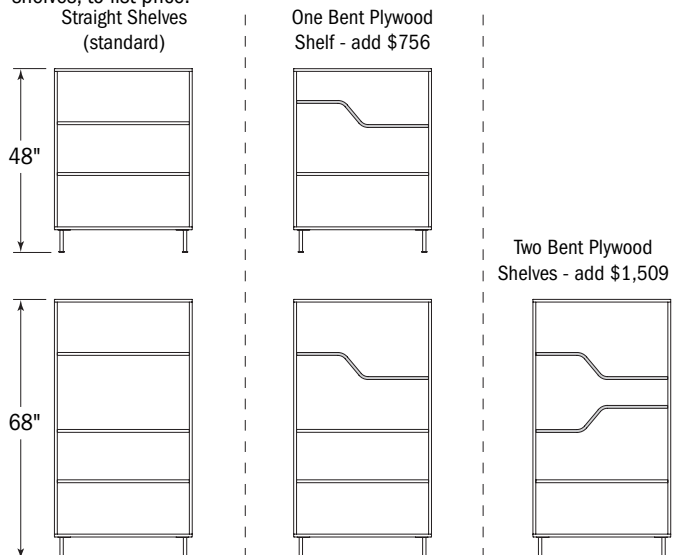
Bookcase Back Heights

Bookcases are available in two heights, 48 and 68 inches tall. When ordering, please specify one of the three back height options; Full Back, Mid Back or Low Back.



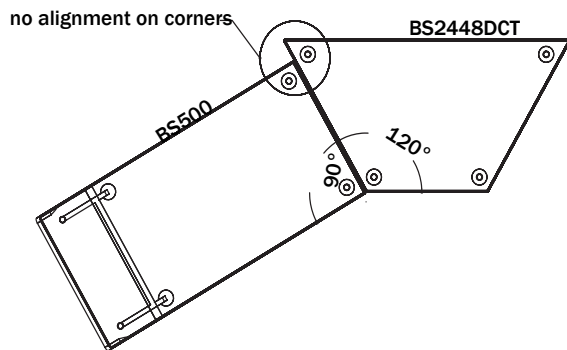
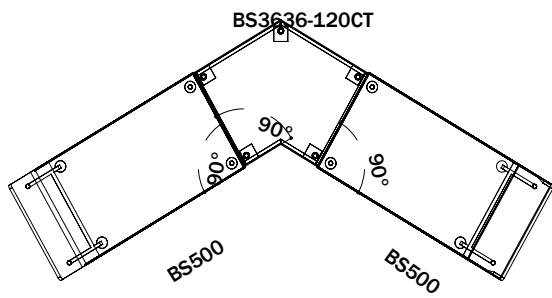
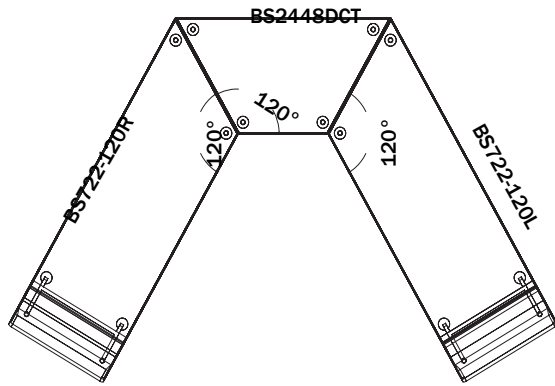
Bookcase Shelving

All bookcase shelves are offered straight as standard. The lowest shelf is always fixed and straight. Upper shelves are adjustable and available with optional bent plywood. The bent plywood shelves are reversible, they can slope in either direction. When ordering bookcases with bent plywood shelves, please specify and add \$756 for one shelf, and \$1,509 for two shelves, to list price.

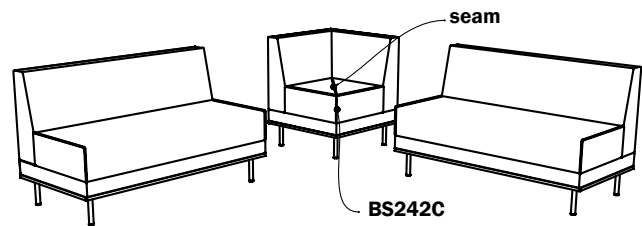
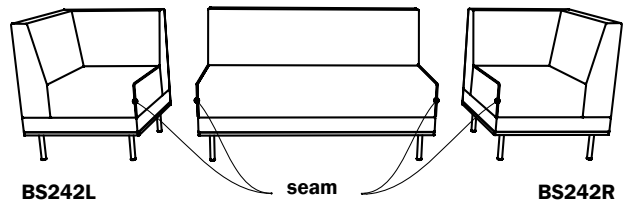


Modular Tables and Modular Lounge - Connecting

1. To create turns with in a product run, connect 120° units with other 120° units or 90° (square end) units with other 90° (square end) units to create turns.

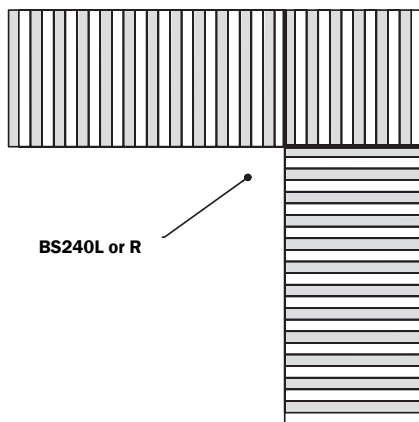
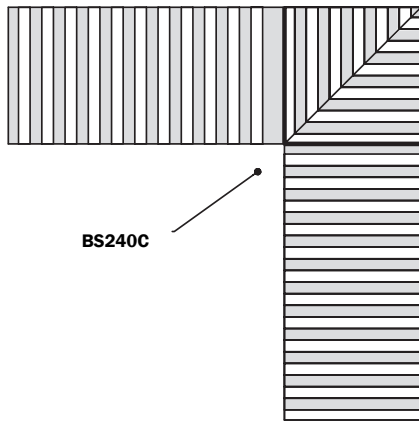


2. For a flat tailored surface corner units will have a seam on the linking side.

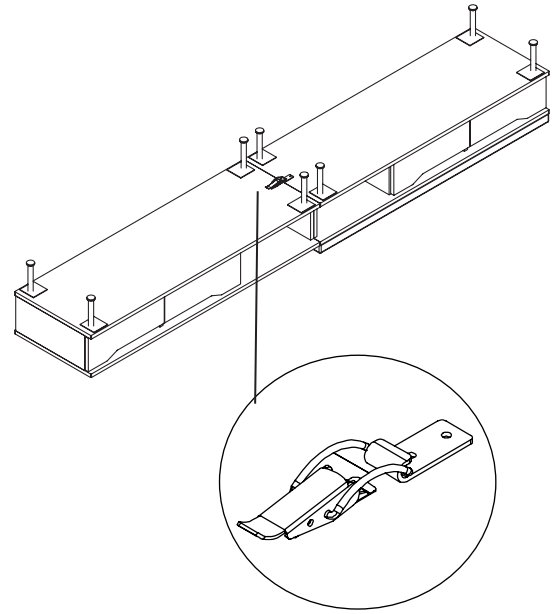


Note: 120° and 90° (square end) units cannot be connected to one another

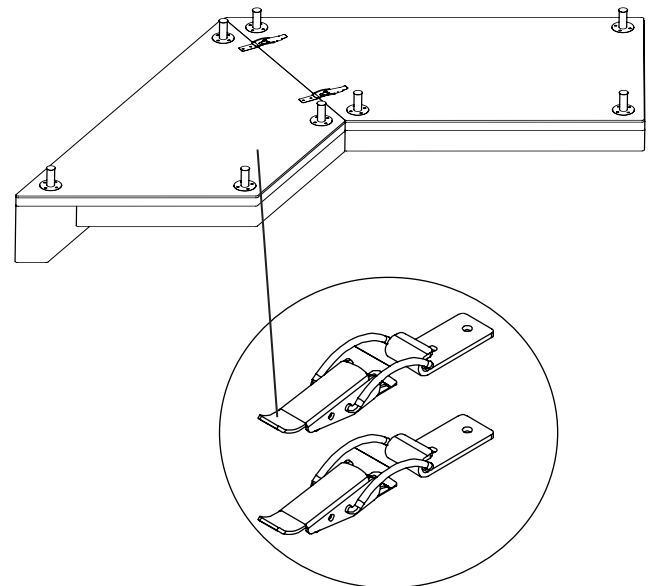
- When using textiles with a pattern or large repeats we recommend specifying the corner units with "C" at the end of the model number. Note there will be a diagonal seam allowing for a textile match. If the upholstery cover is non-directional the diagonal seam will be eliminate



- Modular tables are shipped with connecting hardware to secure units together. The draw catch style hardware makes connection easy. Pre-bore holes are standard.



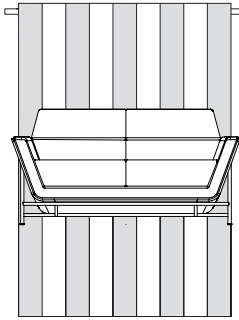
- Modular lounge units are shipped with two sets of connecting hardware to secure them together. The draw catch style hardware makes connection easy. Pre-bore holes are standard.



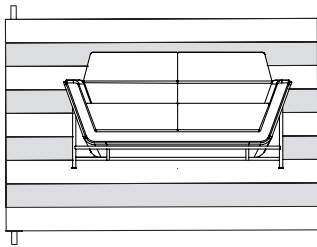
Upholstery Application

Unless the customer specifies the fabric to be “railroaded”, the fabric will be “cut up the roll”. Additional seaming may be needed pending fabric width and textile repeat match, contact Customer Service with questions.

“Nap” or “Up the Roll” (standard)

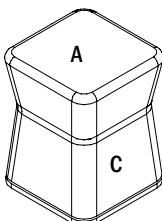
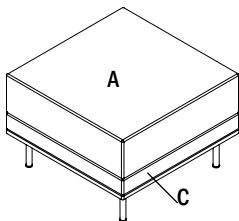
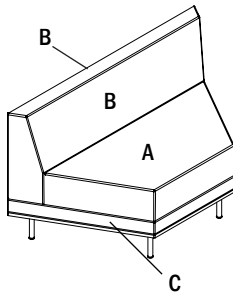
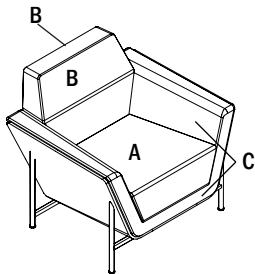


Railroaded (upon request)



Contrasting Upholstery


Units can be specified with a contrasting upholstery feature. When this feature is desired the unit **will be priced based on the highest grade fabric**. At the time of ordering identify the location of each textile according to the following code.




A = Seat
B = Front Back/Extreme Back
C = Deck or Deck and Arm (s)

How to Determine Left and Rights

Left and right is determined as you are seated in the chair.



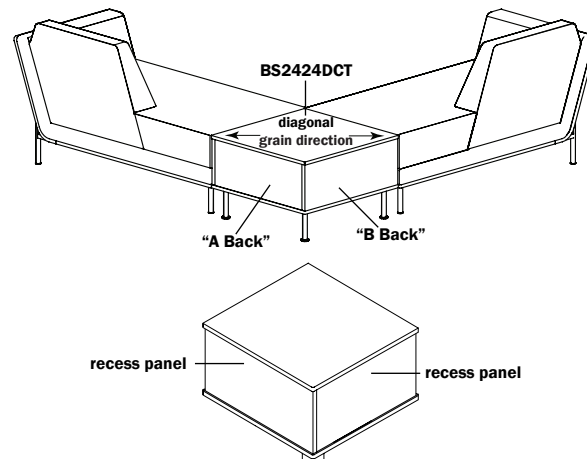
left shown



right shown

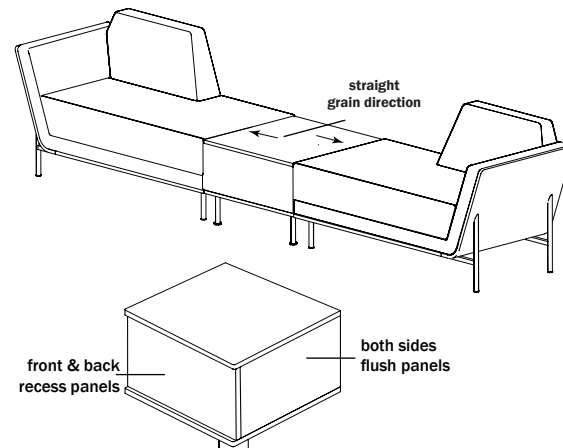
BS2424DCT Table

This corner table is designed to create a 90° (square end) turn with two modular components as shown in the example below. The “A” or “B” back panels are identified to help specify the location of the EC22 power data unit. When ordering an EC22 specify “A” and/or “B” location. The two back panels are slightly recessed. The grain runs diagonal on the table top.



BS2424SCT Table

This table is designed to create a straight run of modular components as shown in the example below. The EC22 can be installed in the front or back panel. The front and back panel are slight recessed. The grain on this top runs side to side.




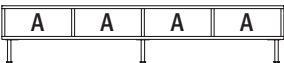
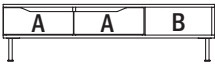
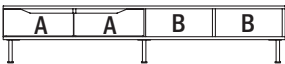
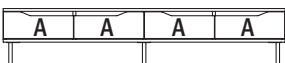



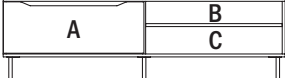




Model	Description	Seat Only COM Ydg	Back Only COM Ydg	Deck and Arm(s) Only COM Ydg	Deck Only COM Ydg
BS1	Lounge Chair	1.25	1	1.5	0
BS1-S	Swivel Lounge Chair	1.25	1	1.5	0
BS140	Upholstered Pod	0.75	0	0	0.75
BS140W	Upholstered Table	0.75	0	0	0.75
BS2	Sette Lounge	2.5	2	1.5	0
BS230	Ottoman	1	0	0	0
BS240	24" Straight Bench	1.25	0	0	0.5
BS240-122	120° Connecting Bench	2	0	0	0.5
BS240C	24" Corner Bench	1.25	0	0	0.5
BS242-122	120° Connecting Bench with Back	2	2	0	0.5
BS242C	Corner Bench with Back, Center	0.75	2	0	0.5
BS242L	Corner Bench with Back, Left	0.75	2	0	0.5
BS242R	Corner Bench with Back, Right	0.75	2	0	0.5
BS3	Sofa Lounge	3.75	3	1.5	0
BS480	48" Straight Bench	1.5	0	0	0.5
BS480-120L	48" Angled Bench, Left	1.5	0	0	0.5
BS480-120R	48" Angled Bench, Right	1.5	0	0	0.5
BS480-122	48" Dual Angled Bench	1.5	0	0	0.5
BS481L	48" Partial Back Bench, Left	1.5	1.5	0	0.5
BS481R	48" Partial Back Bench, Right	1.5	1.5	0	0.5
BS482	48" Straight Bench with Back	1.5	1.5	0	0.5
BS482-120L	48" Angled Bench with Back, Left	1.5	1.5	0	0.5
BS482-120R	48" Angled Bench with Back, Right	1.5	1.5	0	0.5
BS482-122	48" Dual Angled Bench with Back	1.5	1.5	0	0.5
BS500	50" Open Side Bench	1.5	0	1.25	0
BS500-120L	50" Angled Open Side Bench, Left	1.5	0	1.25	0
BS500-120R	50" Angled Open Side Bench, Right	1.5	0	1.25	0
BS501L	50" Chaise Bench with Partial Back, Left	1.5	1.75	1.25	0
BS501R	50" Chaise Bench with Partial Back, Right	1.5	1.75	1.25	0
BS502-120L	50" Angled Open Side Bench with Back, Left	1.5	1.75	1.25	0
BS502-120R	50" Angled Open Side Bench with Back, Right	1.5	1.75	1.25	0
BS502L	50" Open Side Bench with Back, Left	1.5	1.75	1.25	0
BS502R	50" Open Side Bench with Back, Right	1.5	1.75	1.25	0
BS720	72" Straight Bench	3	0	0	0.75
BS720-120L	72" Angled Bench, Left	3	0	0	0.75
BS720-120R	72" Angled Bench, Right	3	0	0	0.75
BS720-122	72" Dual Angled Bench	3	0	0	0.75
BS721L	72" Partial Back Bench, Left	3	2.25	0	0.75
BS721R	72" Partial Back Bench, Right	3	2.25	0	0.75
BS722	72" Straight Bench with Back	3	3	0	0.75
BS722-120L	72" Angled Bench with Back, Left	3	3	0	0.75
BS722-120R	72" Angled Bench with Back, Right	3	3	0	0.75
BS722-122	72" Dual Angled Bench with Back	3	3	0	0.75
BS740	74" Open Side Bench	3	0	1.5	0
BS740-120L	74" Angled Open Side Bench, Left	3	0	1.5	0
BS740-120R	74" Angled Open Side Bench, Right	3	0	1.5	0
BS741L	74" Chaise Bench with Partial Back, Left	3	2.25	1.5	0
BS741R	74" Chaise Bench with Partial Back, Right	3	2.25	1.5	0
BS742-120L	74" Angled Open Side Bench with Back, Left	2.75	3.5	1.5	0
BS742-120R	74" Angled Open Side Bench with Back, Right	2.75	3.5	1.5	0
BS742L	74" Open Side Bench with Back, Left	2.75	3.5	1.5	0
BS742R	74" Open Side Bench with Back, Right	2.75	3.5	1.5	0
BS750	Freestanding Bench	2.75	0	0	1

BeSPACE – Compartment - Drawer Sizes

All sizes are rounded down to the nearest 1/4" - sizes for drawers are interior dimensions of drawer boxes.

Unless noted sizes listed are dimensions for the interior compartments – compartment shelves are fixed, shelves are non-adjustable.

	Models	A	B	C	D	E	F
	BS24240CT	9 H 22 W 22 1/4 D					
	BS24480CT	9 H 22 3/4 W 22 3/8 D					
	BS1854-16SOS	7 H 17 W 15 1/2 D					
	BS1872-16SOS	7 H 17 W 15 1/2 D					
	BS1854-16SDWR BS1854-16SDWL	4 1/4 H 15 1/4 W 10 3/4 D Drawer Interior	7 H 17 W 15 1/2 D				
	BS1872-16SDWR BS1872-16SDWL	4 1/4 H 15 1/4 W 10 3/4 D Drawer Interior	7 H 17 W 15 1/2 D				
	BS1872-16SFS	4 1/4 H 15 1/4 W 10 3/4 D Drawer Interior					
	BS1854-20SOSR BS1854-20SOSL	13 1/4 H 34 3/4 W 15 1/2 D	13 1/4 H 17 W 15 1/2 D				
	BS1872-20SOS	5 1/2 H 34 3/4 W 15 1/2 D	7 H 34 3/4 W 15 1/2 D				
	BS1854-20SDWR BS1854-20SDWL	8 1/2 H 33 W 10 3/4 D Drawer Interior	13 1/4 H 17 W 15 1/2 D				
	BS1872-20SDWR BS1872-20SDWL	8 1/2 H 33 W 10 3/4 D Drawer Interior	5 1/2 H 34 3/4 W 15 1/2 D	7 H 34 3/4 W 15 1/2 D			
	BS1872-20SFS	8 1/2 H 33 W 10 3/4 D Drawer Interior					
	BS1854-27SOSR BS1854-27SOSL	5 1/2 H 34 3/4 W 15 1/2 D	13 1/4 H 34 3/4 W 15 1/2 D	5 1/2 H 17 W 15 1/2 D	13 1/4 H 17 W 15 1/2 D		

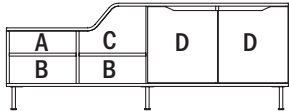
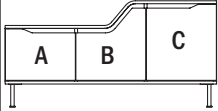
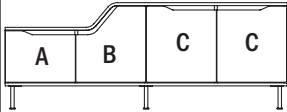
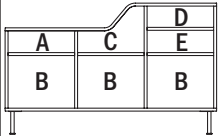
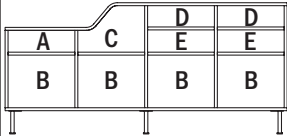
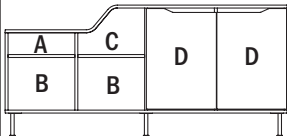
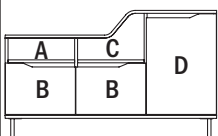
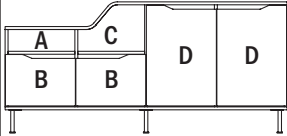
BeSPACE – Compartment - Drawer Sizes (continued)

	Models	A	B	C	D	E	F
	BS1872-27SOS	5 1/2 H 17 W 15 1/2 D	13 1/4 H 17 W 15 1/2 D	5 1/2 H 34 3/4 W 15 1/2 D	13 1/4 H 34 3/4 W 15 1/2 D		
	BS1854-27SDWR BS1854-27SDWL	5 1/2 H 34 3/4 W 15 1/2 D	8 1/2 H 33 W 10 3/4 D Drawer Interior	5 1/2 H 17 W 15 1/2 D	13 1/4 H 17 W 15 1/2 D		
	BS1854-27SFSR BS1854-27SFSL	5 1/2 H 34 3/4 W 15 1/2 D	8 1/2 H 33 W 10 3/4 D Drawer Interior	5 1/2 H Top Section 13 1/4 H Bottom Section 17 W 14 3/4 D Hinge Door			
	BS1872-27SSR BS1872-27SSL	5 1/2 H 17 W 15 1/2 D	13 1/4 H 17 W 15 1/2 D	5 1/2 H 34 3/4 W 15 1/2 D	8 1/2 H 33 W 10 3/4 D Drawer Interior	5 1/2 H Top Section 13 1/4 H Bottom Section 17 W 14 3/4 D Hinge Door	
	BS1872-27SFS	5 1/2 H Top Section 13 1/4 H Bottom Section 17 W 14 3/4 D Hinge Door	5 1/2 H 34 3/4 W 15 1/2 D	8 1/2 H 33 W 10 3/4 D Drawer Interior			
	BS1854-33SOSR BS1854-33SOSL	5 1/2 H 34 3/4 W 15 1/2 D	5 1/2 H 34 3/4 W 15 1/2 D	13 1/4 H 34 3/4 W 15 1/2 D	5 1/4 H 17 W 15 1/2 D	5 1/2 H 17 W 15 1/2 D	13 1/4 H 17 W 15 1/2 D
	BS1872-33SOS	5 1/4 H 17 W 15 1/2 D	5 1/2 H 17 W 15 1/2 D	13 1/2 H 17 W 15 1/2 D	5 1/4 H 34 3/4 W 15 1/2 D	5 1/2 H 34 3/4 W 15 1/2 D	13 1/2 H 34 3/4 W 15 1/2 D
	BS1854-33SFSR BS1854-33SFSL	5 1/4 H 34 3/4 W 15 1/2 D	5 1/2 H 34 3/4 W 15 1/2 D	8 1/2 H 33 W 10 3/4 D Drawer Interior	5 1/4 H Top Section 5 1/2 H Middle Section 13 1/4 H Bottom Section 17 W 14 3/4 D Hinge Door		
	BS1872-33SSR BS1872-33SSL	5 1/4 H 17 W 15 1/2 D	5 1/2 H 17 W 15 1/2 D	13 1/4 H 17 W 15 1/2 D	5 1/4 H 34 3/4 W 15 1/2 D	5 1/2 H 34 3/4 W 15 1/2 D	8 1/2 H 33 W 10 3/4 D Drawer Interior G 5 1/4 H Top Section 5 1/2 H Middle Section 13 1/4 H Bottom Section 17 W 14 3/4 D Hinge Door

BeSPACE – Compartment - Drawer Sizes (continued)


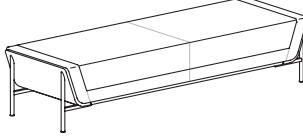
	Models	A	B	C	D	E	F
	BS1872-33SFS	5 1/4 H Top Section 5 1/2 H Middle Section 13 1/4 H Bottom Section 17 W 14 3/4 D Hinge Door	5 1/4 H 34 3/4 W 15 1/2 D	5 1/2 H 34 3/4 W 15 1/2 D	8 1/2 H 33 W 10 3/4 D Drawer Interior		
	BS1854-20TOSR BS1854-20TOSL	7 H 17 W 15 1/2 D	7 H 13 1/4 H Transition 17 W 15 1/2 D	13 1/4 H 17 W 15 1/2 D			
	BS1872-20TOSR BS1872-20TOSL	7 H 17 W 15 1/2 D	7 H 13 1/4 H Transition 17 W 15 1/2 D	5 1/2 H 17 W 15 1/2 D	7 H 17 W 15 1/2 D		
	BS1872-20TSR BS1872-20TSL	7 H 17 W 15 1/2 D	4 1/4 H 15 1/4 W 10 3/4 D Drawer Interior	8 1/2 H 15 1/4 W 10 3/4 D Drawer Interior			
	BS1854-20TFSR BS1854-20TFSL	4 1/4 H 15 1/4 W 10 3/4 D Drawer Interior	4 1/4 H 15 1/4 W 10 3/4 D Drawer Interior	8 1/2 H 15 1/4 W 10 3/4 D Drawer Interior			
	BS1872-20TFSR BS1872-20TFSL	4 1/4 H 15 1/4 W 10 3/4 D Drawer Interior	4 1/4 H 15 1/4 W 10 3/4 D Drawer Interior	8 1/2 H 15 1/4 W 10 3/4 D Drawer Interior			
	BS1854-20TDSR BS1854-20TDSL	4 1/4 H 15 1/4 W 10 3/4 D Drawer Interior	4 1/4 H 15 1/4 W 10 3/4 D Drawer Interior	13 1/4 H 17 W 14 3/4 D Hinge Door			
	BS1854-27TOSR BS1854-27TOSL	5 1/2 H 17 W 15 1/2 D	7 H 17 W 15 1/2 D	5 1/2 H 12 H Transition 17 W 15 1/2 D	5 1/2 H 17 W 15 1/2 D	5 1/2 H 17 W 15 1/2 D	
	BS1872-27TOSR BS1872-27TOSL	5 1/2 H 17 W 15 1/2 D	7 H 17 W 15 1/2 D	5 1/2 H 12 H Transition 17 W 15 1/2 D	5 1/2 H 17 W 15 1/2 D	5 1/2 H 17 W 15 1/2 D	
	BS1854-27THDR BS1854-27THDL	5 1/2 H 17 W 15 1/2 D	7 H 17 W 15 1/2 D	15 1/2 H 12 H Transition 17 W 15 1/2 D	5 1/2 H Top Section 5 1/2 H Middle Section 7 H Bottom Section 17 W 14 3/4 D Hinge Door		

BeSPACE – Compartment - Drawer Sizes (continued)

	Models	A	B	C	D	E	F
	BS1872-27TSR BS1872-27TSL	5 1/2 H 17 W 15 1/2 D	7 H 17 W 15 1/2 D	5 1/2 H 12 H Transition 17 W 15 1/2 D	5 1/2 H Top Section 5 1/2 H Middle Section 7 H Bottom Section 17 W 14 3/4 D Hinge Door		
	BS1854-27TFSR BS1854-27TSL	8 1/2 H 15 1/4 W 10 3/4 D Drawer Interior	8 1/2 H 15 1/4 W 10 3/4 D Drawer Interior	5 1/2 H Top Section 5 1/2 H Middle Section 7 H Bottom Section 17 W 14 3/4 D Hinge Door			
	BS1872-27TFSR BS1872-27TSL	8 1/2 H 15 1/4 W 10 3/4 D Drawer Interior	8 1/2 H 15 1/4 W 10 3/4 D Drawer Interior	5 1/2 H Top Section 5 1/2 H Middle Section 7 H Bottom Section 17 W 14 3/4 D Hinge Door			
	BS1854-33TOSR BS1854-33TOSL	5 1/2 H 17 W 15 1/2 D	13 1/2 H 17 W 15 1/2 D	5 1/2 H 11 3/4 H Transition 17 W 15 1/2 D	5 1/2 H 17 W 15 1/2 D	5 1/2 H 17 W 15 1/2 D	
	BS1872-33TOSR BS1872-33TOSL	5 1/2 H 17 W 15 1/2 D	13 1/2 H 17 W 15 1/2 D	5 1/2 H 11 3/4 H Transition 17 W 15 1/2 D	5 1/2 H 17 W 15 1/2 D	5 1/2 H 17 W 15 1/2 D	
	BS1872-33TSR BS1872-33TSL	5 1/2 H 17 W 15 1/2 D	13 1/2 H 17 W 15 1/2 D	5 1/2 H 11 3/4 H Transition 17 W 15 1/2 D	5 1/2 H Top Section 5 1/2 H Middle Section 13 1/2 H Bottom Section 17 W 14 3/4 D Hinge Door		
	BS1854-33TFSR BS1854-33TSL	5 1/2 H 17 W 15 1/2 D	8 1/2 H 15 1/4 W 10 3/4 D Drawer Interior	5 1/2 H 11 3/4 H Transition 17 W 15 1/2 D	5 1/2 H Top Section 5 1/2 H Middle Section 13 1/2 H Bottom Section 17 W 14 3/4 D Hinge Door		
	BS1872-33TFSR BS1872-33TSL	5 1/2 H 17 W 15 1/2 D	8 1/2 H 15 1/4 W 10 3/4 D Drawer Interior	5 1/2 H 11 3/4 H Transition 17 W 15 1/2 D	5 1/2 H Top Section 5 1/2 H Middle Section 13 1/2 H Bottom Section 17 W 14 3/4 D Hinge Door		

Description	Model	Specifications	List Price Per Grade																												
Swivel Lounge Chair	BS1-S	<table><tr><th>Dimensions</th><th>D</th><th>W</th><th>H</th></tr><tr><td>Overall</td><td>29 1/2</td><td>33 1/4</td><td>29 3/4</td></tr><tr><td>Seat</td><td>20 1/2</td><td>21 1/2</td><td>17</td></tr><tr><td>Arm</td><td></td><td></td><td>22 3/4</td></tr><tr><th colspan="2">Upholstery</th><th colspan="2">Shipping</th></tr><tr><td>COM Ydg</td><td>3 3/4</td><td>Ctn Wt</td><td>115</td></tr><tr><td>COL Sq Ft</td><td>75</td><td>Cu Ft</td><td>21</td></tr></table>	Dimensions	D	W	H	Overall	29 1/2	33 1/4	29 3/4	Seat	20 1/2	21 1/2	17	Arm			22 3/4	Upholstery		Shipping		COM Ydg	3 3/4	Ctn Wt	115	COL Sq Ft	75	Cu Ft	21	COM \$3,562 A \$3,611 B \$3,706 COL/C \$3,877 D \$4,095 E \$4,310 F \$4,647 G \$5,010 H \$5,393 I \$5,995 J \$6,721 L1 \$5,274 L2 \$5,708
Dimensions	D	W	H																												
Overall	29 1/2	33 1/4	29 3/4																												
Seat	20 1/2	21 1/2	17																												
Arm			22 3/4																												
Upholstery		Shipping																													
COM Ydg	3 3/4	Ctn Wt	115																												
COL Sq Ft	75	Cu Ft	21																												
Ottoman	BS230	<table><tr><th>Dimensions</th><th>D</th><th>W</th><th>H</th></tr><tr><td>Overall</td><td>23</td><td>23 1/4</td><td>14</td></tr><tr><th colspan="2">Upholstery</th><th colspan="2">Shipping</th></tr><tr><td>COM Ydg</td><td>1</td><td>Ctn Wt</td><td>45</td></tr><tr><td>COL Sq Ft</td><td>20</td><td>Cu Ft</td><td>5</td></tr></table>	Dimensions	D	W	H	Overall	23	23 1/4	14	Upholstery		Shipping		COM Ydg	1	Ctn Wt	45	COL Sq Ft	20	Cu Ft	5	COM \$1,806 A \$1,818 B \$1,843 COL/C \$1,889 D \$1,948 E \$2,004 F \$2,094 G \$2,190 H \$2,293 I \$2,455 J \$2,647 L1 \$2,261 L2 \$2,378								
Dimensions	D	W	H																												
Overall	23	23 1/4	14																												
Upholstery		Shipping																													
COM Ydg	1	Ctn Wt	45																												
COL Sq Ft	20	Cu Ft	5																												
Lounge Chair	BS1	<table><tr><th>Dimensions</th><th>D</th><th>W</th><th>H</th></tr><tr><td>Overall</td><td>29 1/2</td><td>33 1/4</td><td>29 3/4</td></tr><tr><td>Seat</td><td>20 1/2</td><td>21 1/2</td><td>17</td></tr><tr><td>Arm</td><td></td><td></td><td>22 3/4</td></tr><tr><th colspan="2">Upholstery</th><th colspan="2">Shipping</th></tr><tr><td>COM Ydg</td><td>3 3/4</td><td>Ctn Wt</td><td>115</td></tr><tr><td>COL Sq Ft</td><td>75</td><td>Cu Ft</td><td>21</td></tr></table>	Dimensions	D	W	H	Overall	29 1/2	33 1/4	29 3/4	Seat	20 1/2	21 1/2	17	Arm			22 3/4	Upholstery		Shipping		COM Ydg	3 3/4	Ctn Wt	115	COL Sq Ft	75	Cu Ft	21	COM \$3,562 A \$3,611 B \$3,706 COL/C \$3,877 D \$4,095 E \$4,310 F \$4,647 G \$5,010 H \$5,393 I \$5,995 J \$6,721 L1 \$5,274 L2 \$5,708
Dimensions	D	W	H																												
Overall	29 1/2	33 1/4	29 3/4																												
Seat	20 1/2	21 1/2	17																												
Arm			22 3/4																												
Upholstery		Shipping																													
COM Ydg	3 3/4	Ctn Wt	115																												
COL Sq Ft	75	Cu Ft	21																												
Settee Lounge	BS2	<table><tr><th>Dimensions</th><th>D</th><th>W</th><th>H</th></tr><tr><td>Overall</td><td>29 1/2</td><td>58 1/4</td><td>29 3/4</td></tr><tr><td>Seat</td><td>20 1/2</td><td>46 1/2</td><td>17</td></tr><tr><td>Arm</td><td></td><td></td><td>22 3/4</td></tr><tr><th colspan="2">Upholstery</th><th colspan="2">Shipping</th></tr><tr><td>COM Ydg</td><td>6</td><td>Ctn Wt</td><td>178</td></tr><tr><td>COL Sq Ft</td><td>120</td><td>Cu Ft</td><td>36</td></tr></table>	Dimensions	D	W	H	Overall	29 1/2	58 1/4	29 3/4	Seat	20 1/2	46 1/2	17	Arm			22 3/4	Upholstery		Shipping		COM Ydg	6	Ctn Wt	178	COL Sq Ft	120	Cu Ft	36	COM \$4,958 A \$5,034 B \$5,190 COL/C \$5,460 D \$5,808 E \$6,152 F \$6,694 G \$7,271 H \$7,889 I \$8,853 J \$10,011 L1 \$7,694 L2 \$8,389
Dimensions	D	W	H																												
Overall	29 1/2	58 1/4	29 3/4																												
Seat	20 1/2	46 1/2	17																												
Arm			22 3/4																												
Upholstery		Shipping																													
COM Ydg	6	Ctn Wt	178																												
COL Sq Ft	120	Cu Ft	36																												

Freestanding

Description	① Model	Specifications				List Price Per Grade	
Sofa Lounge 	BS3 • three seat lounge • bent ply shell • COM based on single fabric • multiple fabrics, see BS9 for yardage requirements	Dimensions	D	W	H	COM	\$5,931
		Overall	29 1/2	82 1/4	29 3/4	A	\$6,038
		Seat	20 1/2	70 1/2	17	B	\$6,249
		Arm			22 3/4	COL/C	\$6,621
		Upholstery		Shipping		D	\$7,097
		COM Ydg	8 1/4	Ctn Wt	244	E	\$7,576
		COL Sq Ft	165	Cu Ft	50	F	\$8,317
						G	\$9,112
						H	\$9,961
						I	\$11,287
Freestanding Bench 	BS750 • bent ply shell • COM based on single fabric • multiple fabrics, see BS9 for yardage requirements	Dimensions	D	W	H	COM	\$3,055
		Overall	24	74 1/2	17	A	\$3,093
		Seat	24	66 3/4	17	B	\$3,170
		Upholstery		Shipping		COL/C	\$3,306
		COM Ydg	3 3/4	Ctn Wt	78	D	\$3,480
		COL Sq Ft	75	Cu Ft	22	E	\$3,653
						F	\$3,923
						G	\$4,211
						H	\$4,522
						I	\$5,005
						J	\$5,580
						L1	\$4,578
						L2	\$4,964

To Order, Specify:

- ① Model Number
- ② Wood Species - Rift Cut White Oak (WK4) or Flat Cut Walnut (WA1)
- ③ Wood Finish
- ④ Metal Leg Color - Matte Black (MBK), Pewter (PEW), Soft Nickel (SNK) or Stardust Silver (STS)
- ⑤ Fabric Selection - Vendor, Pattern and Color
 - A. Seat
 - B. Back
 - C. Deck or Deck and Arm(s)

③ Wood Finish Options:

- CLK Clear on Rift Cut White Oak
 CLW Clear on Flat Cut Walnut

⑤ Fabric Selection:

Visit www.jsifurniture.com/finishes-and-materials/textiles for our textiles program. See selection of standard and graded in manufacturers and patterns.

Specifications:

- Wood species - Rift Cut White Oak or Flat Cut Walnut.
- 5/8" thick exterior plywood.
- Interior seating frame and support components are made from 3/4" interior grade plywood.
- Exterior feet and leg frames are fabricated from 14 guage steel tubing.
- Freestanding units have 6" thick high-resilience seat foam for durability.
- Freestanding back and arm foam is high density for comfort and durability.
- Ottoman and bench unit have a high-resilience seat foam placed onto sheet webbing for comfort and durability.

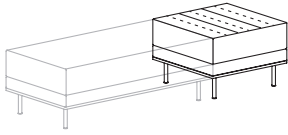
Description

1 Model

Specifications

List Price Per Grade

24" Straight Bench



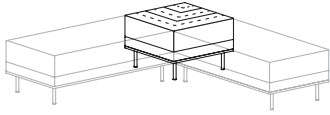
BS240

- plywood platform
- linking hardware
- COM based on single fabric
- multiple fabrics, see [BS9](#) for yardage requirements
- links only to other units with a square end, (cannot link to a 120° angled end)

Dimensions	D	W	H
Overall	24	24	16 1/2
Seat	24	24	16 1/2
Upholstery		Shipping	
COM Ydg	1 3/4	Ctn Wt	48
COL Sq Ft	35	Cu Ft	6

COM	\$1,301
A	\$1,325
B	\$1,370
COL/C	\$1,447
D	\$1,550
E	\$1,651
F	\$1,808
G	\$1,976
H	\$2,158
I	\$2,438
J	\$2,775
L1	\$2,099
L2	\$2,303

24" Corner Bench



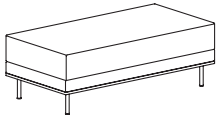
BS240C

- diagonal seam
- plywood platform
- linking hardware
- COM based on single fabric
- multiple fabrics, see [BS9](#) for yardage requirements
- links only to other units with a square end, (cannot link to a 120° angled end)

Dimensions	D	W	H
Overall	24	24	16 1/2
Seat	24	24	16 1/2
Upholstery		Shipping	
COM Ydg	1 3/4	Ctn Wt	48
COL Sq Ft	35	Cu Ft	6

COM	\$1,301
A	\$1,325
B	\$1,370
COL/C	\$1,447
D	\$1,550
E	\$1,651
F	\$1,808
G	\$1,976
H	\$2,158
I	\$2,438
J	\$2,775
L1	\$2,099
L2	\$2,303

48" Straight Bench



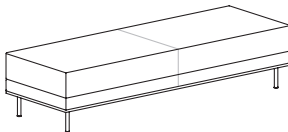
BS480

- plywood platform
- linking hardware
- COM based on single fabric
- multiple fabrics, see [BS9](#) for yardage requirements
- links only to other units with a square end, (cannot link to a 120° angled end)

Dimensions	D	W	H
Overall	24	48	16 1/2
Seat	24	48	16 1/2
Upholstery		Shipping	
COM Ydg	2	Ctn Wt	61
COL Sq Ft	44	Cu Ft	11

COM	\$1,868
A	\$1,894
B	\$1,946
COL/C	\$2,036
D	\$2,149
E	\$2,266
F	\$2,444
G	\$2,640
H	\$2,843
I	\$3,167
J	\$3,551
L1	\$2,780
L2	\$3,011

72" Straight Bench



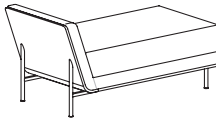
BS720

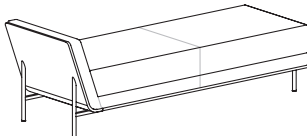
- plywood platform
- linking hardware
- COM based on single fabric
- multiple fabrics, see [BS9](#) for yardage requirements
- links only to other units with a square end, (cannot link to a 120° angled end)

Dimensions	D	W	H
Overall	24	72	16 1/2
Seat	24	72	16 1/2
Upholstery		Shipping	
COM Ydg	3 3/4	Ctn Wt	86
COL Sq Ft	83	Cu Ft	17

COM	\$2,498
A	\$2,548
B	\$2,644
COL/C	\$2,814
D	\$3,030
E	\$3,245
F	\$3,583
G	\$3,944
H	\$4,330
I	\$4,932
J	\$5,654
L1	\$4,402
L2	\$4,884

Modular

Description	1 Model	Specifications				List Price Per Grade	
50" Open Side Bench 	BS500 <ul style="list-style-type: none">• bent ply shell• linking hardware• COM based on single fabric• multiple fabrics, see BS9 for yardage requirements• links only to other units with a square end, (cannot link to a 120° angled end)	Dimensions	D	W	H	COM	\$2,654
		Overall	24	49 3/4	24 3/4	A	\$2,691
		Seat	24	42 3/4	16 1/2	B	\$2,759
		Arm			24 3/4	COL/C	\$2,886
		Upholstery		Shipping		D	\$3,046
		COM Ydg	2 3/4	Ctn Wt	89	E	\$3,203
		COL Sq Ft	60 1/2	Cu Ft	20	F	\$3,450
						G	\$3,716
						H	\$4,000
						I	\$4,440
				J	\$4,972		
				L1	\$4,053		
				L2	\$4,405		

74" Open Side Bench 	BS740 <ul style="list-style-type: none">• bent ply shell• linking hardware• COM based on single fabric• multiple fabrics, see BS9 for yardage requirements• links only to other units with a square end, (cannot link to a 120° angled end)	Dimensions	D	W	H	COM	\$3,301
		Overall	24	73 3/4	24 3/4	A	\$3,361
		Seat	24	66 3/4	16 1/2	B	\$3,475
		Arm			24 3/4	COL/C	\$3,676
		Upholstery		Shipping		D	\$3,936
		COM Ydg	4 1/2	Ctn Wt	145	E	\$4,196
		COL Sq Ft	99	Cu Ft	31	F	\$4,602
						G	\$5,034
						H	\$5,498
						I	\$6,222
						J	\$7,090
						L1	\$5,587
						L2	\$6,164

To Order, Specify:

- 1 Model Number
- 2 Wood Species - Rift Cut White Oak (WK4) or Flat Cut Walnut (WA1)
- 3 Wood Finish
- 4 Metal Leg Color - Matte Black (MBK), Pewter (PEW)
Soft Nickel (SNK) or Stardust Silver (STS)
- 5 Fabric Selection - Vendor, Pattern and Color
 - A. Seat
 - B. Back
 - C. Deck or Deck and Arm(s)

3 Wood Finish Options:

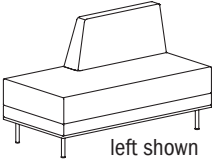
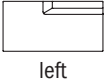
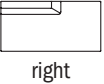
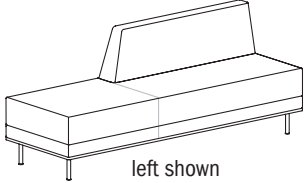
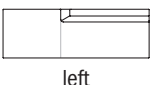
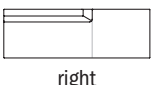
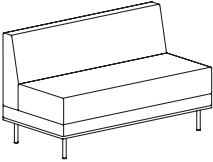
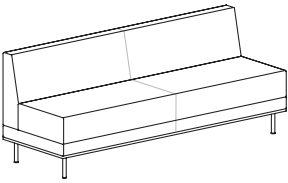
- CLK Clear on Rift Cut White Oak
CLW Clear on Flat Cut Walnut

5 Fabric Selection:

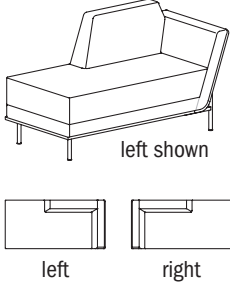
Visit www.jsifurniture.com/finish-es-and-materials/textiles for our textiles program. See selection of standard and graded in manufacturers and patterns.

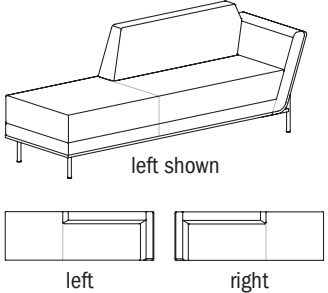
Specifications:

- Wood species - Rift Cut White Oak or Flat Cut Walnut.
- ⁵/₈" thick exterior plywood.
- Interior seating frame and support components are made from ³/₄" interior grade plywood.
- Exterior feet and leg frames are fabricated from 14 gauge steel tubing.
- Modular seating units have a 3 ¹/₂" high-resilience seat foam placed onto sheet webbing for comfort and durability.
- Modular back and arm foam is high density for comfort and durability.

Description	Model	Specifications	List Price Per Grade																								
48" Partial Back Bench  left shown  left  right	BS481R BS481L <ul style="list-style-type: none"> plywood platform linking hardware COM based on single fabric multiple fabrics, see BS9 for yardage requirements links only to other units with a square end, (cannot link to a 120° angled end) 	<table> <tr> <th>Dimensions</th><th>D</th><th>W</th><th>H</th></tr> <tr> <td>Overall</td><td>24</td><td>48</td><td>28 1/2</td></tr> <tr> <td>Seat</td><td>17</td><td>48</td><td>16 1/2</td></tr> <tr> <th colspan="2">Upholstery</th><th colspan="2">Shipping</th></tr> <tr> <td>COM Ydg</td><td>3 1/2</td><td>Ctn Wt</td><td>92</td></tr> <tr> <td>COL Sq Ft</td><td>77</td><td>Cu Ft</td><td>18</td></tr> </table>	Dimensions	D	W	H	Overall	24	48	28 1/2	Seat	17	48	16 1/2	Upholstery		Shipping		COM Ydg	3 1/2	Ctn Wt	92	COL Sq Ft	77	Cu Ft	18	COM \$2,382 A \$2,426 B \$2,515 COL/C \$2,673 D \$2,876 E \$3,081 F \$3,395 G \$3,732 H \$4,091 I \$4,655 J \$5,326 L1 \$4,157 L2 \$4,609
Dimensions	D	W	H																								
Overall	24	48	28 1/2																								
Seat	17	48	16 1/2																								
Upholstery		Shipping																									
COM Ydg	3 1/2	Ctn Wt	92																								
COL Sq Ft	77	Cu Ft	18																								
72" Partial Back Bench  left shown  left  right	BS721R BS721L <ul style="list-style-type: none"> plywood platform linking hardware COM based on single fabric multiple fabrics, see BS9 for yardage requirements links only to other units with a square end, (cannot link to a 120° angled end) 	<table> <tr> <th>Dimensions</th><th>D</th><th>W</th><th>H</th></tr> <tr> <td>Overall</td><td>24</td><td>72</td><td>28 1/2</td></tr> <tr> <td>Seat</td><td>17</td><td>72</td><td>16 1/2</td></tr> <tr> <th colspan="2">Upholstery</th><th colspan="2">Shipping</th></tr> <tr> <td>COM Ydg</td><td>6</td><td>Ctn Wt</td><td>120</td></tr> <tr> <td>COL Sq Ft</td><td>132</td><td>Cu Ft</td><td>34</td></tr> </table>	Dimensions	D	W	H	Overall	24	72	28 1/2	Seat	17	72	16 1/2	Upholstery		Shipping		COM Ydg	6	Ctn Wt	120	COL Sq Ft	132	Cu Ft	34	COM \$3,441 A \$3,519 B \$3,671 COL/C \$3,941 D \$4,290 E \$4,634 F \$5,175 G \$5,755 H \$6,372 I \$7,335 J \$8,493 L1 \$6,487 L2 \$7,258
Dimensions	D	W	H																								
Overall	24	72	28 1/2																								
Seat	17	72	16 1/2																								
Upholstery		Shipping																									
COM Ydg	6	Ctn Wt	120																								
COL Sq Ft	132	Cu Ft	34																								
48" Straight Bench with Back 	BS482 <ul style="list-style-type: none"> plywood platform linking hardware COM based on single fabric multiple fabrics, see BS9z for yardage requirements links only to other units with a square end, (cannot link to a 120° angled end) 	<table> <tr> <th>Dimensions</th><th>D</th><th>W</th><th>H</th></tr> <tr> <td>Overall</td><td>24</td><td>48</td><td>28 1/2</td></tr> <tr> <td>Seat</td><td>17</td><td>48</td><td>16 1/2</td></tr> <tr> <th colspan="2">Upholstery</th><th colspan="2">Shipping</th></tr> <tr> <td>COM Ydg</td><td>3 1/2</td><td>Ctn Wt</td><td>102</td></tr> <tr> <td>COL Sq Ft</td><td>77</td><td>Cu Ft</td><td>18</td></tr> </table>	Dimensions	D	W	H	Overall	24	48	28 1/2	Seat	17	48	16 1/2	Upholstery		Shipping		COM Ydg	3 1/2	Ctn Wt	102	COL Sq Ft	77	Cu Ft	18	COM \$2,258 A \$2,306 B \$2,394 COL/C \$2,551 D \$2,754 E \$2,957 F \$3,273 G \$3,609 H \$3,969 I \$4,532 J \$5,205 L1 \$4,035 L2 \$4,487
Dimensions	D	W	H																								
Overall	24	48	28 1/2																								
Seat	17	48	16 1/2																								
Upholstery		Shipping																									
COM Ydg	3 1/2	Ctn Wt	102																								
COL Sq Ft	77	Cu Ft	18																								
72" Straight Bench with Back 	BS722 <ul style="list-style-type: none"> plywood platform linking hardware COM based on single fabric multiple fabrics, see BS9 for yardage requirements links only to other units with a square end, (cannot link to a 120° angled end) 	<table> <tr> <th>Dimensions</th><th>D</th><th>W</th><th>H</th></tr> <tr> <td>Overall</td><td>24</td><td>72</td><td>28 1/2</td></tr> <tr> <td>Seat</td><td>17</td><td>72</td><td>16 1/2</td></tr> <tr> <th colspan="2">Upholstery</th><th colspan="2">Shipping</th></tr> <tr> <td>COM Ydg</td><td>6 3/4</td><td>Ctn Wt</td><td>137</td></tr> <tr> <td>COL Sq Ft</td><td>149</td><td>Cu Ft</td><td>34</td></tr> </table>	Dimensions	D	W	H	Overall	24	72	28 1/2	Seat	17	72	16 1/2	Upholstery		Shipping		COM Ydg	6 3/4	Ctn Wt	137	COL Sq Ft	149	Cu Ft	34	COM \$3,366 A \$3,454 B \$3,628 COL/C \$3,931 D \$4,322 E \$4,714 F \$5,320 G \$5,972 H \$6,664 I \$7,749 J \$9,051 L1 \$6,794 L2 \$7,660
Dimensions	D	W	H																								
Overall	24	72	28 1/2																								
Seat	17	72	16 1/2																								
Upholstery		Shipping																									
COM Ydg	6 3/4	Ctn Wt	137																								
COL Sq Ft	149	Cu Ft	34																								

Modular

Description	1 Model	Specifications	List Price Per Grade																												
50" Chaise Bench with Partial Back 	BS501R BS501L <ul style="list-style-type: none"> • bent ply shell • linking hardware • COM based on single fabric • multiple fabrics, see BS9 for yardage requirements • links only to other units with a square end, (cannot link to a 120° angled end) 	<table> <tr> <th>Dimensions</th><th>D</th><th>W</th><th>H</th></tr> <tr> <td>Overall</td><td>24</td><td>49 ³/₄</td><td>28 ¹/₂</td></tr> <tr> <td>Seat</td><td>17</td><td>42 ³/₄</td><td>16 ¹/₂</td></tr> <tr> <td>Arm</td><td></td><td></td><td>24 ³/₄</td></tr> <tr> <th>Upholstery</th><th colspan="3">Shipping</th></tr> <tr> <td>COM Ydg</td><td>4 ¹/₂</td><td>Ctn Wt</td><td>111</td></tr> <tr> <td>COL Sq Ft</td><td>99</td><td>Cu Ft</td><td>24</td></tr> </table>	Dimensions	D	W	H	Overall	24	49 ³ / ₄	28 ¹ / ₂	Seat	17	42 ³ / ₄	16 ¹ / ₂	Arm			24 ³ / ₄	Upholstery	Shipping			COM Ydg	4 ¹ / ₂	Ctn Wt	111	COL Sq Ft	99	Cu Ft	24	COM \$3,047 A \$3,106 B \$3,220 COL/C \$3,421 D \$3,683 E \$3,943 F \$4,351 G \$4,780 H \$5,243 I \$5,968 J \$6,835 L1 \$5,331 L2 \$5,908
Dimensions	D	W	H																												
Overall	24	49 ³ / ₄	28 ¹ / ₂																												
Seat	17	42 ³ / ₄	16 ¹ / ₂																												
Arm			24 ³ / ₄																												
Upholstery	Shipping																														
COM Ydg	4 ¹ / ₂	Ctn Wt	111																												
COL Sq Ft	99	Cu Ft	24																												

74" Chaise Bench with Partial Back 	BS741R BS741L <ul style="list-style-type: none"> • bent ply shell • linking hardware • COM based on single fabric • multiple fabrics, see BS9 for yardage requirements • links only to other units with a square end, (cannot link to a 120° angled end) 	<table> <tr> <th>Dimensions</th><th>D</th><th>W</th><th>H</th></tr> <tr> <td>Overall</td><td>24</td><td>73 ³/₄</td><td>28 ¹/₂</td></tr> <tr> <td>Seat</td><td>17</td><td>66 ³/₄</td><td>16 ¹/₂</td></tr> <tr> <td>Arm</td><td></td><td></td><td>24 ³/₄</td></tr> <tr> <th>Upholstery</th><th colspan="3">Shipping</th></tr> <tr> <td>COM Ydg</td><td>6 ³/₄</td><td>Ctn Wt</td><td>173</td></tr> <tr> <td>COL Sq Ft</td><td>149</td><td>Cu Ft</td><td>34</td></tr> </table>	Dimensions	D	W	H	Overall	24	73 ³ / ₄	28 ¹ / ₂	Seat	17	66 ³ / ₄	16 ¹ / ₂	Arm			24 ³ / ₄	Upholstery	Shipping			COM Ydg	6 ³ / ₄	Ctn Wt	173	COL Sq Ft	149	Cu Ft	34	COM \$4,083 A \$4,171 B \$4,342 COL/C \$4,647 D \$5,038 E \$5,428 F \$6,035 G \$6,687 H \$7,381 I \$8,465 J \$9,766 L1 \$7,511 L2 \$8,377
Dimensions	D	W	H																												
Overall	24	73 ³ / ₄	28 ¹ / ₂																												
Seat	17	66 ³ / ₄	16 ¹ / ₂																												
Arm			24 ³ / ₄																												
Upholstery	Shipping																														
COM Ydg	6 ³ / ₄	Ctn Wt	173																												
COL Sq Ft	149	Cu Ft	34																												

To Order, Specify:

- 1 Model Number
- 2 Wood Species - Rift Cut White Oak (WK4) or Flat Cut Walnut (WA1)
- 3 Wood Finish
- 4 Metal Leg Color - Matte Black (MBK), Pewter (PEW)
Soft Nickel (SNK) or Stardust Silver (STS)
- 5 Fabric Selection - Vendor, Pattern and Color
 - A. Seat
 - B. Back
 - C. Deck or Deck and Arm(s)

3 Wood Finish Options:

- CLK** Clear on Rift Cut White Oak
CLW Clear on Flat Cut Walnut

5 Fabric Selection:

Visit www.jsifurniture.com/finish-es-and-materials/textiles for our textiles program. See selection of standard and graded in manufacturers and patterns.

Specifications:

- Wood species - Rift Cut White Oak or Flat Cut Walnut.
- ⁵/₈" thick exterior plywood.
- Interior seating frame and support components are made from ³/₄" interior grade plywood.
- Exterior feet and leg frames are fabricated from 14 gauge steel tubing.
- Modular seating units have a 3 ¹/₂" high-resilience seat foam placed onto sheet webbing for comfort and durability.
- Modular back and arm foam is high density for comfort and durability.

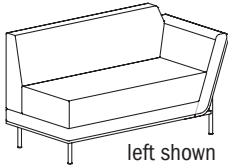
Description

① Model

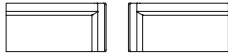
Specifications

List Price Per Grade

50" Open Side Bench
with Back



left shown



left

right

BS502R

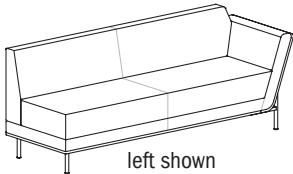
BS502L

- bent ply shell
- linking hardware
- COM based on single fabric
- multiple fabrics, see [BS9](#) for yardage requirements
- links only to other units with a square end, (cannot link to a 120° angled end)

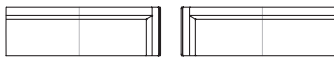
Dimensions	D	W	H
Overall	24	49 3/4	28 1/2
Seat	17	42 3/4	16 1/2
Arm			24 3/4
Upholstery		Shipping	
COM Ydg	4 1/2	Ctn Wt	122
COL Sq Ft	99	Cu Ft	24

COM	\$3,303
A	\$3,363
B	\$3,478
COL/C	\$3,679
D	\$3,939
E	\$4,200
F	\$4,605
G	\$5,041
H	\$5,503
I	\$6,224
J	\$7,092
L1	\$5,589
L2	\$6,167

74" Open Side Bench
with Back



left shown



left

right

BS742R

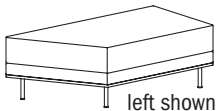
BS742L

- bent ply shell
- linking hardware
- COM based on single fabric
- multiple fabrics, see [BS9](#) for yardage requirements
- links only to other units with a square end, (cannot link to a 120° angled end)

Dimensions	D	W	H
Overall	24	73 3/4	28 1/2
Seat	17	66 3/4	16 1/2
Arm			24 3/4
Upholstery		Shipping	
COM Ydg	7 3/4	Ctn Wt	188
COL Sq Ft	171	Cu Ft	34

COM	\$4,211
A	\$4,314
B	\$4,511
COL/C	\$4,860
D	\$5,309
E	\$5,757
F	\$6,454
G	\$7,201
H	\$7,999
I	\$9,244
J	\$10,737
L1	\$8,146
L2	\$9,142

48" Angled Bench



left shown



left

right

BS480-120R

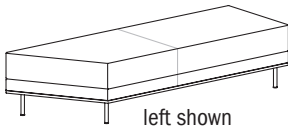
BS480-120L

- plywood platform
- linking hardware
- COM based on single fabric
- multiple fabrics, see [BS9](#) for yardage requirements
- square end links only to other units with a square end
- 120° angled end links only to other units with a 120° angled end

Dimensions	D	W	H
Overall	24	48	16 1/2
Seat	24	48	16 1/2
Upholstery		Shipping	
COM Ydg	2	Ctn Wt	59
COL Sq Ft	44	Cu Ft	11

COM	\$1,961
A	\$1,989
B	\$2,039
COL/C	\$2,129
D	\$2,247
E	\$2,360
F	\$2,540
G	\$2,734
H	\$2,940
I	\$3,262
J	\$3,647
L1	\$2,875
L2	\$3,107

72" Angled Bench



left shown



left

right

BS720-120R

BS720-120L

- plywood platform
- linking hardware
- COM based on single fabric
- multiple fabrics, see [BS9](#) for yardage requirements
- square end links only to other units with a square end
- 120° angled end links only to other units with a 120° angled end

Dimensions	D	W	H
Overall	24	72	16 1/2
Seat	24	72	16 1/2
Upholstery		Shipping	
COM Ydg	3 3/4	Ctn Wt	82
COL Sq Ft	83	Cu Ft	17

COM	\$2,599
A	\$2,648
B	\$2,745
COL/C	\$2,914
D	\$3,131
E	\$3,348
F	\$3,684
G	\$4,045
H	\$4,431
I	\$5,032
J	\$5,757
L1	\$4,502
L2	\$4,985

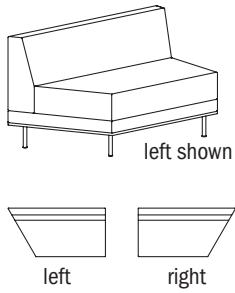
Description

Model

Specifications

List Price Per Grade

48" Angled Bench with Back



BS482-120R

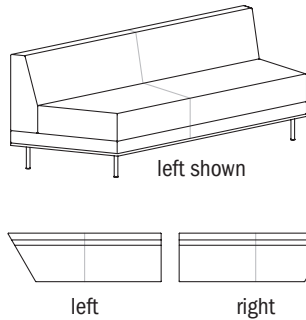
BS482-120L

- plywood platform
- linking hardware
- COM based on single fabric
- multiple fabrics, see [BS9](#) for yardage requirements
- square end links only to other units with a square end
- 120° angled end links only to other units with a 120° angled end

Dimensions	D	W	H
Overall	24	48	28 1/2
Seat	17	44	16 1/2
Upholstery		Shipping	
COM Ydg	3 1/2	Ctn Wt	99
COL Sq Ft	77	Cu Ft	18

COM	\$2,349
A	\$2,394
B	\$2,484
COL/C	\$2,643
D	\$2,843
E	\$3,048
F	\$3,363
G	\$3,699
H	\$4,061
I	\$4,623
J	\$5,296
L1	\$4,127
L2	\$4,576

72" Angled Bench with Back



BS722-120R

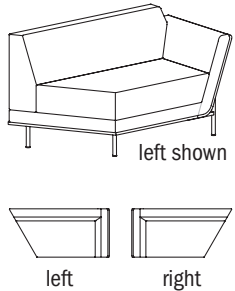
BS722-120L

- plywood platform
- linking hardware
- COM based on single fabric
- multiple fabrics, see [BS9](#) for yardage requirements
- square end links only to other units with a square end
- 120° angled end links only to other units with a 120° angled end

Dimensions	D	W	H
Overall	24	72	28 1/2
Seat	17	68	16 1/2
Upholstery		Shipping	
COM Ydg	6 3/4	Ctn Wt	133
COL Sq Ft	149	Cu Ft	34

COM	\$3,479
A	\$3,566
B	\$3,739
COL/C	\$4,043
D	\$4,435
E	\$4,824
F	\$5,430
G	\$6,082
H	\$6,776
I	\$7,860
J	\$9,162
L1	\$6,907
L2	\$7,774

50" Angled Open Side Bench with Back



BS502-120R

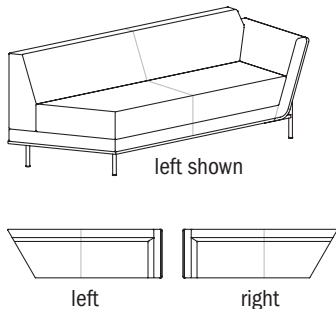
BS502-120L

- bent ply shell
- linking hardware
- COM based on single fabric
- multiple fabrics, see [BS9](#) for yardage requirements
- links only to other units with a 120° angled end, (cannot link to a square end)

Dimensions	D	W	H
Overall	24	49 3/4	28 1/2
Seat	17	39	16 1/2
Arm			24 3/4
Upholstery		Shipping	
COM Ydg	4 1/2	Ctn Wt	119
COL Sq Ft	99	Cu Ft	24

COM	\$3,124
A	\$3,185
B	\$3,300
COL/C	\$3,502
D	\$3,762
E	\$4,023
F	\$4,427
G	\$4,860
H	\$5,323
I	\$6,046
J	\$6,914
L1	\$5,410
L2	\$5,989

74" Angled Open Side Bench with Back



BS742-120R

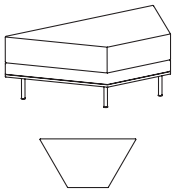
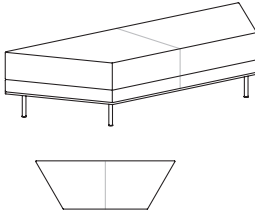
BS742-120L

- bent ply shell
- linking hardware
- COM based on single fabric
- multiple fabrics, see [BS9](#) for yardage requirements
- links only to other units with a 120° angled end, (cannot link to a square end)

Dimensions	D	W	H
Overall	24	73 3/4	28 1/2
Seat	17	63	16 1/2
Arm			24 3/4
Upholstery		Shipping	
COM Ydg	7 3/4	Ctn Wt	184
COL Sq Ft	171	Cu Ft	34

COM	\$4,259
A	\$4,359
B	\$4,557
COL/C	\$4,908
D	\$5,356
E	\$5,804
F	\$6,501
G	\$7,249
H	\$8,046
I	\$9,291
J	\$10,784
L1	\$8,193
L2	\$9,189

Modular

Description	1 Model	Specifications				List Price Per Grade	
48" Dual Angled Bench 	BS480-122 <ul style="list-style-type: none"> plywood platform linking hardware COM based on single fabric multiple fabrics, see BS9 for yardage requirements links only to other units with a 120° angled end, (cannot link to a square end) 	Dimensions	D	W	H	COM	\$1,970
		Overall	24	48	16 1/2	A	\$1,997
		Seat	24	48	16 1/2	B	\$2,048
		Upholstery		Shipping		COL/C	\$2,139
		COM Ydg	2	Ctn Wt	56	D	\$2,254
		COL Sq Ft	44	Cu Ft	11	E	\$2,368
						F	\$2,549
						G	\$2,744
						H	\$2,948
						I	\$3,270
						J	\$3,656
						L1	\$2,986
						L2	\$3,250
72" Dual Angled Bench 	BS720-122 <ul style="list-style-type: none"> plywood platform linking hardware COM based on single fabric multiple fabrics, see BS9 for yardage requirements links only to other units with a 120° angled end, (cannot link to a square end) 	Dimensions	D	W	H	COM	\$2,608
		Overall	24	72	16 1/2	A	\$2,656
		Seat	24	72	16 1/2	B	\$2,752
		Upholstery		Shipping		COL/C	\$2,922
		COM Ydg	3 3/4	Ctn Wt	78	D	\$3,139
		COL Sq Ft	83	Cu Ft	17	E	\$3,354
						F	\$3,693
						G	\$4,054
						H	\$4,439
						I	\$5,043
						J	\$5,764
						L1	\$4,511
						L2	\$4,992

To Order, Specify:

- 1 Model Number
- 2 Wood Species - Rift Cut White Oak (WK4) or Flat Cut Walnut (WA1)
- 3 Wood Finish
- 4 Metal Leg Color - Matte Black (MBK), Pewter (PEW)
Soft Nickel (SNK) or Stardust Silver (STS)
- 5 Fabric Selection - Vendor, Pattern and Color
 - A. Seat
 - B. Back
 - C. Deck or Deck and Arm(s)

3 Wood Finish Options:

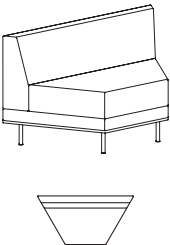
- CLK Clear on Rift Cut White Oak
CLW Clear on Flat Cut Walnut

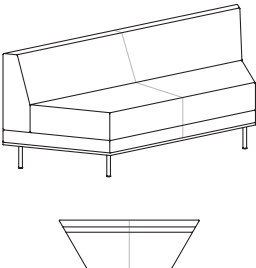
5 Fabric Selection:

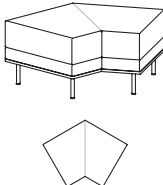

Visit www.jsifurniture.com/finish-es-and-materials/textiles for our textiles program. See selection of standard and graded in manufacturers and patterns.

Specifications:

- Wood species - Rift Cut White Oak or Flat Cut Walnut.
- 5/8" thick exterior plywood.
- Interior seating frame and support components are made from 3/4" interior grade plywood.
- Exterior feet and leg frames are fabricated from 14 gauge steel tubing.
- Modular seating units have a 3 1/2" high-resilience seat foam placed onto sheet webbing for comfort and durability.
- Modular back and arm foam is high density for comfort and durability.

Description	① Model	Specifications				List Price Per Grade	
48" Dual Angled Bench with Back 	BS482-122 <ul style="list-style-type: none">plywood platformlinking hardwareCOM based on single fabricmultiple fabrics, see BS9 for yardage requirementslinks only to other units with a 120° angled end, (cannot link to a square end)	Dimensions	D	W	H	COM	\$2,349
		Overall	24	48	28 1/2	A	\$2,394
		Seat	17	40	16 1/2	B	\$2,484
		Upholstery		Shipping		COL/C	\$2,643
		COM Ydg	3 1/2	Ctn Wt	96	D	\$2,843
		COL Sq Ft	77	Cu Ft	18	E	\$3,048
						F	\$3,363
						G	\$3,699
						H	\$4,061
						I	\$4,623
				J	\$5,296		
				L1	\$4,127		
				L2	\$4,576		

72" Dual Angled Bench with Back 	BS722-122 <ul style="list-style-type: none">plywood platformlinking hardwareCOM based on single fabricmultiple fabrics, see BS9 for yardage requirementslinks only to other units with a 120° angled end, (cannot link to a square end)	Dimensions	D	W	H	COM	\$3,447
		Overall	24	72	28 1/2	A	\$3,536
		Seat	17	64	16 1/2	B	\$3,710
		Upholstery		Shipping		COL/C	\$4,012
		COM Ydg	6 3/4	Ctn Wt	129	D	\$4,403
		COL Sq Ft	149	Cu Ft	34	E	\$4,795
						F	\$5,401
						G	\$6,050
						H	\$6,744
						I	\$7,830
				J	\$9,133		
				L1	\$6,875		
				L2	\$7,744		

Description	1 Model	Specifications	List Price Per Grade																																																		
120° Connecting Bench 	BS240-122 <ul style="list-style-type: none">plywood platformlinking hardwareCOM based on single fabricmultiple fabrics, see BS9 for yardage requirementslinks only to other units with a square end, (cannot link to a 120° angled end)allows flat end modular units to complete 120° turn	<table><tr><th>Dimensions</th><th>D</th><th>W</th><th>H</th></tr><tr><td>Overall</td><td>32 1/2</td><td>41 1/4</td><td>16 1/2</td></tr><tr><td>Seat</td><td>24</td><td>41 1/4</td><td>16 1/2</td></tr><tr><th colspan="2">Upholstery</th><th colspan="2">Shipping</th></tr><tr><td>COM Ydg</td><td>2 1/2</td><td>Ctn Wt</td><td>65</td></tr><tr><td>COL Sq Ft</td><td>50</td><td>Cu Ft</td><td>12</td></tr></table>	Dimensions	D	W	H	Overall	32 1/2	41 1/4	16 1/2	Seat	24	41 1/4	16 1/2	Upholstery		Shipping		COM Ydg	2 1/2	Ctn Wt	65	COL Sq Ft	50	Cu Ft	12	<table><tr><td>COM</td><td>\$1,905</td></tr><tr><td>A</td><td>\$1,937</td></tr><tr><td>B</td><td>\$2,001</td></tr><tr><td>COL/C</td><td>\$2,115</td></tr><tr><td>D</td><td>\$2,258</td></tr><tr><td>E</td><td>\$2,401</td></tr><tr><td>F</td><td>\$2,626</td></tr><tr><td>G</td><td>\$2,870</td></tr><tr><td>H</td><td>\$3,127</td></tr><tr><td>I</td><td>\$3,528</td></tr><tr><td>J</td><td>\$4,010</td></tr><tr><td>L1</td><td>\$3,047</td></tr><tr><td>L2</td><td>\$3,335</td></tr></table>	COM	\$1,905	A	\$1,937	B	\$2,001	COL/C	\$2,115	D	\$2,258	E	\$2,401	F	\$2,626	G	\$2,870	H	\$3,127	I	\$3,528	J	\$4,010	L1	\$3,047	L2	\$3,335
Dimensions	D	W	H																																																		
Overall	32 1/2	41 1/4	16 1/2																																																		
Seat	24	41 1/4	16 1/2																																																		
Upholstery		Shipping																																																			
COM Ydg	2 1/2	Ctn Wt	65																																																		
COL Sq Ft	50	Cu Ft	12																																																		
COM	\$1,905																																																				
A	\$1,937																																																				
B	\$2,001																																																				
COL/C	\$2,115																																																				
D	\$2,258																																																				
E	\$2,401																																																				
F	\$2,626																																																				
G	\$2,870																																																				
H	\$3,127																																																				
I	\$3,528																																																				
J	\$4,010																																																				
L1	\$3,047																																																				
L2	\$3,335																																																				
120° Connecting Bench with Back 	BS242-122 <ul style="list-style-type: none">plywood platformlinking hardwareCOM based on single fabricmultiple fabrics, see BS9 for yardage requirementslinks only to other units with a square end, (cannot link to a 120° angled end)allows flat end modular units to complete 120° turn	<table><tr><th>Dimensions</th><th>D</th><th>W</th><th>H</th></tr><tr><td>Overall</td><td>32 1/2</td><td>41 1/4</td><td>28 1/2</td></tr><tr><td>Seat</td><td>17</td><td>35</td><td>16 1/2</td></tr><tr><th colspan="2">Upholstery</th><th colspan="2">Shipping</th></tr><tr><td>COM Ydg</td><td>4 1/2</td><td>Ctn Wt</td><td>102</td></tr><tr><td>COL Sq Ft</td><td>90</td><td>Cu Ft</td><td>20</td></tr></table>	Dimensions	D	W	H	Overall	32 1/2	41 1/4	28 1/2	Seat	17	35	16 1/2	Upholstery		Shipping		COM Ydg	4 1/2	Ctn Wt	102	COL Sq Ft	90	Cu Ft	20	<table><tr><td>COM</td><td>\$2,524</td></tr><tr><td>A</td><td>\$2,582</td></tr><tr><td>B</td><td>\$2,696</td></tr><tr><td>COL/C</td><td>\$2,900</td></tr><tr><td>D</td><td>\$3,159</td></tr><tr><td>E</td><td>\$3,419</td></tr><tr><td>F</td><td>\$3,825</td></tr><tr><td>G</td><td>\$4,259</td></tr><tr><td>H</td><td>\$4,720</td></tr><tr><td>I</td><td>\$5,445</td></tr><tr><td>J</td><td>\$6,311</td></tr><tr><td>L1</td><td>\$4,577</td></tr><tr><td>L2</td><td>\$5,096</td></tr></table>	COM	\$2,524	A	\$2,582	B	\$2,696	COL/C	\$2,900	D	\$3,159	E	\$3,419	F	\$3,825	G	\$4,259	H	\$4,720	I	\$5,445	J	\$6,311	L1	\$4,577	L2	\$5,096
Dimensions	D	W	H																																																		
Overall	32 1/2	41 1/4	28 1/2																																																		
Seat	17	35	16 1/2																																																		
Upholstery		Shipping																																																			
COM Ydg	4 1/2	Ctn Wt	102																																																		
COL Sq Ft	90	Cu Ft	20																																																		
COM	\$2,524																																																				
A	\$2,582																																																				
B	\$2,696																																																				
COL/C	\$2,900																																																				
D	\$3,159																																																				
E	\$3,419																																																				
F	\$3,825																																																				
G	\$4,259																																																				
H	\$4,720																																																				
I	\$5,445																																																				
J	\$6,311																																																				
L1	\$4,577																																																				
L2	\$5,096																																																				

To Order, Specify:

- 1 Model Number
- 2 Wood Species - Rift Cut White Oak (WK4) or Flat Cut Walnut (WA1)
- 3 Wood Finish
- 4 Metal Leg Color - Matte Black (MBK), Pewter(PEW)
Soft Nickel (SNK) or Stardust Silver (STS)
- 5 Fabric Selection - Vendor, Pattern and Color
 - A. Seat
 - B. Back
 - C. Deck or Deck and Arm(s)

3 Wood Finish Options:


- CLK** Clear on Rift Cut White Oak
CLW Clear on Flat Cut Walnut

5 Fabric Selection:

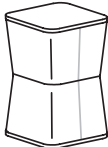
Visit www.jsifurniture.com/finish-es-and-materials/textiles for our textiles program. See selection of standard and graded in manufacturers and patterns.

Specifications:

- Wood species - Rift Cut White Oak or Flat Cut Walnut.
- 5/8" thick exterior plywood.
- Interior seating frame and support components are made from 3/4" interior grade plywood.
- Exterior feet and leg frames are fabricated from 14 guage steel tubing.
- Modular seating units have a 3 1/2" high-resilience seat foam placed onto sheet webbing for comfort and durability.
- Modular back and arm foam is high density for comfort and durability.

Description	1 Model	Specifications				List Price Per Grade	
<div>Upholstered Pod</div> <div></div>	<div>BS140</div> <div><ul style="list-style-type: none">plywood platformnylon glidesCOM based on single fabricmultiple fabrics, see BS9 for yardage requirementscasters not available</div>	Dimensions	D	W	H	COM	\$864
		Overall	13 1/2	13 1/2	18	A	\$884
		Seat	13 1/2	13 1/2	18	B	\$920
		Upholstery		Shipping		COL/C	\$989
		COM Ydg	1 1/2	Ctn Wt	22	D	\$1,075
		COL Sq Ft	27	Cu Ft	3	E	\$1,162
						F	\$1,299
						G	\$1,441
						H	\$1,596
						I	\$1,837
						J	\$2,126
						L1	\$1,547
						L2	\$1,724

Upholstered Table



BS140W

- plywood top
- plywood platform
- nylon glides
- COM based on single fabric
- multiple fabrics, see [BS9](#) for yardage requirements
- casters not available

Dimensions	D	W	H
Overall	13 1/2	13 1/2	21 1/4
Upholstery		Shipping	
COM Ydg	1 1/2	Ctn Wt	25
COL Sq Ft	27	Cu Ft	3

COM \$950

A \$971

B \$1,008

COL/C \$1,075

D \$1,162

E \$1,250

F \$1,384

G \$1,529

H \$1,685

I \$1,923

J \$2,213

L1 \$1,635

L2 \$1,809

To Order, Specify:

- 1 Model Number
- 2 Wood Species - Rift Cut White Oak (WK4) or Flat Cut Walnut (WA1)
- 3 Wood Finish
- 4 Metal Leg Color - Matte Black (MBK), Pewter(PEW) Soft Nickel (SNK) or Stardust Silver (STS)
- 5 Fabric Selection - Vendor, Pattern and Color
 - A. Seat
 - B. Back
 - C. Deck or Deck and Arm(s)

3 Wood Finish Options:

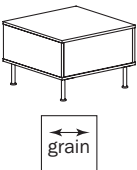
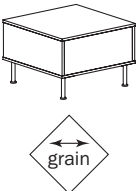
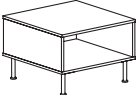
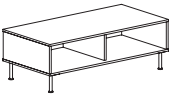
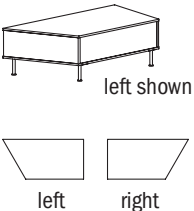
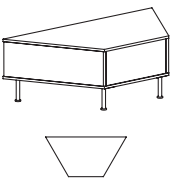
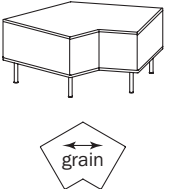
- CLK Clear on Rift Cut White Oak
CLW Clear on Flat Cut Walnut

5 Fabric Selection:

Visit www.jsifurniture.com/finish-es-and-materials/textiles for our textiles program. See selection of standard and graded in manufacturers and patterns.

Specifications:

- Wood species - Rift Cut White Oak or Flat Cut Walnut.
- 5/8" thick exterior plywood.
- Interior seating frame and support components are made from 3/4" interior grade plywood.
- Exterior feet and leg frames are fabricated from 14 guage steel tubing.
- Modular seating units have a 3 1/2" high-resilience seat foam placed onto sheet webbing for comfort and durability.
- Modular back and arm foam is high density for comfort and durability.

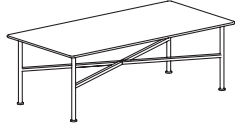
Description	D	W	H	CTN WT	CU FT	Model	List Price
Square Table 	24	24	16 1/4	40	5	BS2424SCT	\$1,197
<ul style="list-style-type: none"> · straight grain top · no opening · linking hardware · power center (EC22) available on front and/or back panel, specify and add \$668 list each 							
Square Corner Table 	24	24	16 1/4	40	5	BS2424DCT	\$1,271
<ul style="list-style-type: none"> · diagonal grain top · no opening · for corner installation · linking hardware · power center (EC22) available on back panel(s), specify and add \$668 list each 							
Open Square Table 	24	24	16 1/4	40	5	BS2424OCT	\$1,144
<ul style="list-style-type: none"> · straight grain top · open front · linking hardware 							
Coffee Table 	24	48	16 1/4	60	9	BS2448OCT	\$1,419
<ul style="list-style-type: none"> · straight grain top · open front · linking hardware 							
48" Single Angled Table 	24	48	16 1/4	60	9	BS2448SCTR	\$1,531
<ul style="list-style-type: none"> · one square end, one 120° angled end · no opening · linking hardware · power center (EC22) available on front and/or back panel, specify and add \$668 list each · square end links only to other square end units · 120° angled end links only to other 120° angled end units 							
	24	48	16 1/4	60	9	BS2448SCTL	\$1,531
48" Dual Angled Corner Table 	24	48	16 1/4	60	9	BS2448DCT	\$1,463
<ul style="list-style-type: none"> · two 120° angled ends · no opening · linking hardware · power center (EC22) available on front and/or back panel, specify and add \$668 list each · 120° angled ends link only to other 120° angled end units 							
120° Connecting Table 	36	36	16 1/4	50	9	BS3636-120CT	\$1,644
<ul style="list-style-type: none"> · diagonal grain top · no opening · linking hardware · power center (EC22) available on front and back panel(s), specify and add \$668 list each · optional EC22 on non-linking sides · square ends link only to other square end units (cannot link to 120° angled ends) 							

Description	D	W	H	CTN WT	CU FT	① Model	List Price
Side Wood Table	20	20	16 1/4	25	5	BS2020WTT	\$3,311



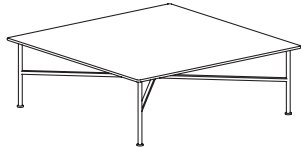
- 5/8" thick plywood top
- metal frame

Rectangular Wood Coffee Table	24	48	16 1/4	35	14	BS2448WTT	\$3,483
-------------------------------	----	----	--------	----	----	-----------	---------



- 5/8" thick plywood top
- metal frame

Square Wood Coffee Table	48	48	16 1/4	55	26	BS4848WTT	\$3,635
--------------------------	----	----	--------	----	----	-----------	---------



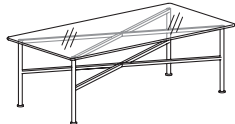
- 5/8" thick plywood top
- metal frame

Glass Side Table	20	20	16 1/4	30	5	BS2020GTT	\$3,354
------------------	----	----	--------	----	---	-----------	---------



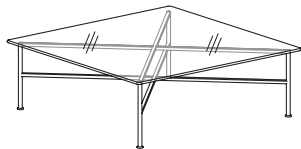
- 1/2" thick tempered glass top
- metal frame

Rectangular Glass Coffee Table	24	48	16 1/4	40	14	BS2448GTT	\$3,596
--------------------------------	----	----	--------	----	----	-----------	---------



- 1/2" thick tempered glass top
- metal frame

Square Glass Coffee Table	48	48	16 1/4	60	26	BS4848GTT	\$3,899
---------------------------	----	----	--------	----	----	-----------	---------



- 1/2" thick tempered glass top
- metal frame

To Order, Specify:

- ① Model Number
- ② Wood Species - Rift Cut White Oak (WK4) or Flat Cut Walnut (WA1)
- ③ Wood Finish
- ④ Glass Color - Clear (GTC01) or Smoke (GTC04)
- ⑤ Metal Leg Color - Matte Black (MBK), Pewter (PEW), Soft Nickel (SNK) or Stardust Silver (STS)
- ⑥ Optional Power Center ([see page BS5](#))

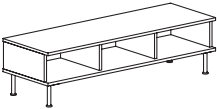
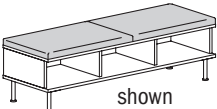
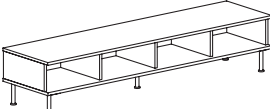
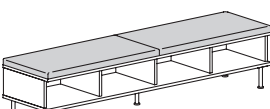
③ Wood Finish Options:

- CLK Clear on Rift Cut White Oak
CLW Clear on Flat Cut Walnut

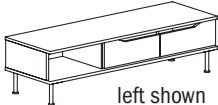
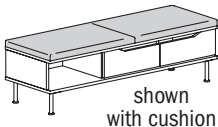
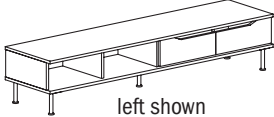
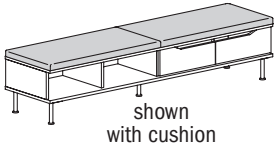
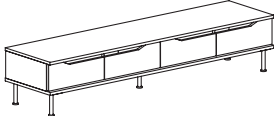
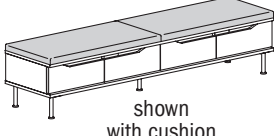
Specifications:

- Wood species - Rift Cut White Oak or Flat Cut Walnut.
- Linking Tables have 3/4" thick plywood tops
- Exterior feet and leg frames are fabricated from 14 gauge steel tubing and 14 gauge flat stock.

Modular

Description	D	W	H	CTN WT	CU FT	❶ Model	List Price No Cushion	List Price With Cushion
Bench Height Credenza Open Storage   <p>shown with cushion</p> <ul style="list-style-type: none"> • three open sections • linking hardware • optional attached 1 1/2" thick cushion • interior dividers have a wire pass thru • rectangular back center grommet available, specify and add \$108 list • 24" wire manager included for field installation • com ydg: 1 1/2 	18	54	14 1/2	80	7	BS1854-16SOS	\$1,725	COM \$2,251 A \$2,271 B \$2,309 COL/C \$2,377 D \$2,464 E \$2,550 F \$2,686 G \$2,829 H \$2,983 I \$3,226 J \$3,516 L1 \$2,936 L2 \$3,109
Bench Height Credenza Open Storage   <p>shown with cushion</p> <ul style="list-style-type: none"> • four open sections • linking hardware • optional attached 1 1/2" thick cushion • interior dividers have a wire pass thru • rectangular back center grommet available, specify and add \$108 list • 24" wire manager included for field installation • com ydg: 1 3/4 	18	72	14 1/2	90	9	BS1872-16SOS	\$2,057	COM \$2,723 A \$2,747 B \$2,790 COL/C \$2,870 D \$2,972 E \$3,073 F \$3,230 G \$3,399 H \$3,580 I \$3,859 J \$4,195 L1 \$3,523 L2 \$3,724

Modular

Description	D	W	H	CTN WT	CU FT	① Model	List Price No Cushion	List Price With Cushion
Bench Height Credenza with Drawers	18	54	14 1/2	100	7	BS1854-16SDWR	\$2,043	COM \$2,571
	18	54	14 1/2	100	7	BS1854-16SDWL	\$2,043	A \$2,591
								B \$2,628
<ul style="list-style-type: none"> one open section, two drawers linking hardware optional attached 1 1/2" thick cushion interior dividers have a wire pass thru rectangular back center grommet available, specify and add \$102 list 24" wire manager included for field installation com ydg: 1 1/2 								COL/C \$2,696
								D \$2,784
								E \$2,872
								F \$3,006
								G \$3,148
								H \$3,305
								I \$3,546
								J \$3,835
								L1 \$3,256
								L2 \$3,432
Bench Height Credenza with Drawers	18	72	14 1/2	100	9	BS1872-16SDWR	\$2,355	COM \$3,020
	18	72	14 1/2	100	9	BS1872-16SDWL	\$2,355	A \$3,045
								B \$3,087
<ul style="list-style-type: none"> two open sections, two drawers linking hardware optional attached 1 1/2" thick cushion interior dividers have a wire pass thru rectangular back center grommet available, specify and add \$102 list 24" wire manager included for field installation com ydg: 1 3/4 								COL/C \$3,167
								D \$3,269
								E \$3,370
								F \$3,527
								G \$3,696
								H \$3,877
								I \$4,156
								J \$4,493
								L1 \$3,821
								L2 \$4,022
Bench Height Credenza with Drawers	18	72	14 1/2	120	9	BS1872-16SFS	\$2,672	COM \$3,338
								A \$3,362
								B \$3,406
<ul style="list-style-type: none"> four drawers linking hardware optional attached 1 1/2" thick cushion interior dividers have a wire pass thru rectangular back center grommet available, specify and add \$102 list 24" wire manager included for field installation com ydg: 1 3/4 								COL/C \$3,483
								D \$3,586
								E \$3,689
								F \$3,844
								G \$4,012
								H \$4,193
								I \$4,472
								J \$4,812
								L1 \$4,137
								L2 \$4,337

To Order, Specify:

- ① Model Number
- ② Wood Species - Rift Cut White Oak (WK4) or Flat Cut Walnut (WA1)
- ③ Wood Finish
- ④ Drawer Front Optional Paint Color
- ⑤ Metal Leg Color - Matte Black (MBK), Pewter (PEW)
Soft Nickel (SNK) or Stardust Silver (STS)
- ⑥ Fabric Selection - Vendor, Pattern and Color
- ⑦

③ Wood Finish Options:

CLK Clear on Rift Cut White Oak
CLW Clear on Flat Cut Walnut

④ Paint Color - Add \$43 list per item:

BKD	Backdrop	GRV	Greek Villa
BFX	Black Fox	NET	Network Gray
BWH	Bright White	NWH	Nonchalant White
CGP	Cargo Pants	STM	Storm
CHT	Chatroom	TRC	Tricorn Black
FRR	French Roast		

⑥ Fabric Selection:

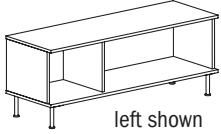
Visit www.jsifurniture.com/finish-es-and-materials/textiles for our textiles program. See selection of standard and graded in manufacturers and patterns.

Specifications:

- Wood species - Rift Cut White Oak or Flat Cut Walnut.
- 3/4" thick plywood tops
- Exterior feet and leg frames are fabricated from 14 gauge steel tubing and 14 gauge flat stock.

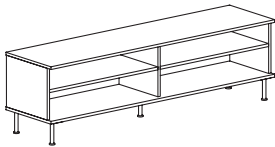
Modular

Description	D	W	H	CTN WT	CU FT	Model	List Price
Low Height Credenza	18	54	20	120	11	BS1854-20SOSR	\$1,795
Open Storage	18	54	20	120	11	BS1854-20SOSL	\$1,795



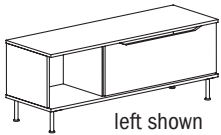
- open cabinet
- linking hardware
- interior dividers have a wire pass thru
- rectangular back center grommet available, specify and add \$102 list
- 24" wire manager included for field installation

Low Height Credenza	18	72	20	110	15	BS1872-20SOS	\$2,323
Open Storage							



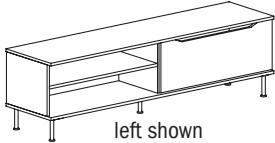
- two fixed shelves
- linking hardware
- interior dividers have a wire pass thru
- rectangular back center grommet available, specify and add \$102 list
- 24" wire manager included for field installation

Low Height Credenza	18	54	20	140	11	BS1854-20SDWR	\$2,069
with Drawer	18	54	20	140	11	BS1854-20SDWL	\$2,069



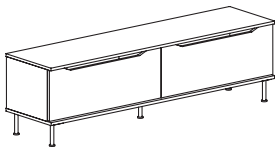
- one open cabinet, one storage drawer
- linking hardware
- interior dividers have a wire pass thru
- rectangular back center grommet available, specify and add \$102 list
- 24" wire manager included for field installation

Low Height Credenza	18	72	20	130	15	BS1872-20SDWR	\$2,486
with Drawer	18	72	20	130	15	BS1872-20SDWL	\$2,486



- one open cabinet with one fixed shelf, one storage drawer
- linking hardware
- interior dividers have a wire pass thru
- rectangular back center grommet available, specify and add \$102 list
- 24" wire manager included for field installation

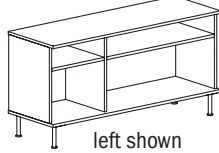
Low Height Credenza	18	72	20	150	15	BS1872-20SFS	\$2,640
with Two Drawers							



- two storage drawers
- linking hardware
- interior dividers have a wire pass thru
- rectangular back center grommet available, specify and add \$102 list
- 24" wire manager included for field installation

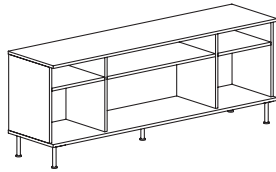
Modular

Description	D	W	H	CTN WT	CU FT	① Model	List Price
Standard Height Credenza Open Storage	18	54	27	130	15	BS1854-27SOSR	\$2,114
	18	54	27	130	15	BS1854-27SOSL	\$2,114



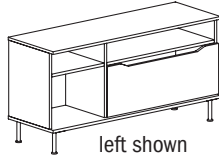
- open cabinet, two fixed shelves
- linking hardware
- interior dividers have a wire pass thru
- rectangular back center grommet available, specify and add \$102 list
- 24" wire manager included for field installation

Standard Height Credenza Open Storage	18	72	27	130	20	BS1872-27SOS	\$2,583
--	----	----	----	-----	----	--------------	---------



- open cabinet, three fixed shelves
- linking hardware
- interior dividers have a wire pass thru
- rectangular back center grommet available, specify and add \$102 list
- 24" wire manager included for field installation

Standard Height Credenza with Drawer	18	54	27	140	15	BS1854-27SDWR	\$2,392
	18	54	27	140	15	BS1854-27SDWL	\$2,392



- open cabinet with fixed shelf, storage drawer with open compartment
- linking hardware
- interior dividers have a wire pass thru
- rectangular back center grommet available, specify and add \$102 list
- 24" wire manager included for field installation

To Order, Specify:

- ① Model Number
- ② Wood Species - Rift Cut White Oak (WK4) or Flat Cut Walnut (WA1)
- ③ Wood Finish
- ④ Drawer Front Optional Paint Color
- ⑤ Metal Leg Color - Matte Black (MBK), Pewter(PEW)
Soft Nickel (SNK) or Stardust Silver (STS)
- ⑥

③ Wood Finish Options:

- CLK Clear on Rift Cut White Oak
CLW Clear on Flat Cut Walnut

④ Paint Color - Add \$43 list per item:

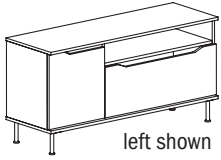
- | | | | |
|-----|--------------|-----|------------------|
| BKD | Backdrop | GRV | Greek Villa |
| BFX | Black Fox | NET | Network Gray |
| BWH | Bright White | NWH | Nonchalant White |
| CGP | Cargo Pants | STM | Storm |
| CHT | Chatroom | TRC | Tricorn Black |
| FRR | French Roast | | |

Specifications:

- Wood species - Rift Cut White Oak or Flat Cut Walnut.
- 3/4" thick plywood tops
- Exterior feet and leg frames are fabricated from 14 gauge steel tubing and 14 gauge flat stock.

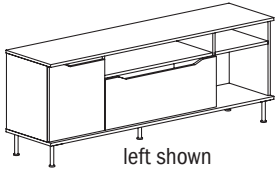
Modular

Description	D	W	H	CTN WT	CU FT	❶ Model	List Price
Standard Height Storage Credenza	18	54	27	150	15	BS1854-27SFSR	\$2,501
	18	54	27	150	15	BS1854-27SFSL	\$2,501



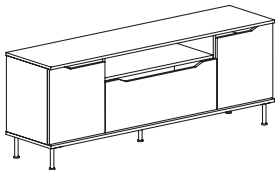
- one door with fixed shelf, storage drawer with open compartment
- linking hardware
- interior dividers have a wire pass thru
- rectangular back center grommet available, specify and add \$102 list
- 24" wire manager included for field installation

Standard Height Storage Credenza	18	72	27	160	20	BS1872-27SSR	\$3,052
	18	72	27	160	20	BS1872-27SSL	\$3,052



- one door with fixed shelf, storage drawer with open compartment
- open storage one fixed shelf
- linking hardware
- interior dividers have a wire pass thru
- rectangular back center grommet available, specify and add \$102 list
- 24" wire manager included for field installation

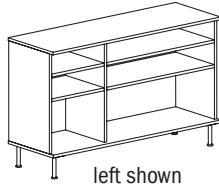
Standard Height Storage Credenza	18	72	27	170	20	BS1872-27SFS	\$3,147
-------------------------------------	----	----	----	-----	----	--------------	---------



- one door with fixed shelf, one drawer with open compartment, one door with fixed shelf
- linking hardware
- interior dividers have a wire pass thru
- rectangular back center grommet available, specify and add \$102 list
- 24" wire manager included for field installation

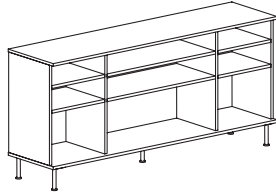
Modular

Description	D	W	H	CTN WT	CU FT	① Model	List Price
Tall Credenza Open Storage	18	54	33	140	19	BS1854-33SOSR	\$2,436
	18	54	33	140	19	BS1854-33SOSL	\$2,436



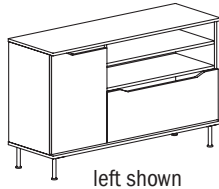
- open cabinet, four fixed shelves
- linking hardware
- interior dividers have a wire pass thru
- rectangular back center grommet available, specify and add \$102 list
- 24" wire manager included for field installation

Tall Credenza Open Storage	18	72	33	140	25	BS1872-33SOS	\$2,827
----------------------------	----	----	----	-----	----	--------------	---------



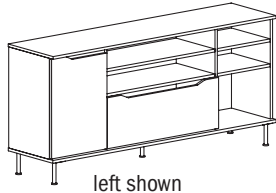
- open cabinet, six fixed shelves
- linking hardware
- interior dividers have a wire pass thru
- rectangular back center grommet available, specify and add \$102 list
- 24" wire manager included for field installation

Tall Storage Credenza	18	54	33	160	19	BS1854-33SFSR	\$2,845
	18	54	33	160	19	BS1854-33SFSL	\$2,845



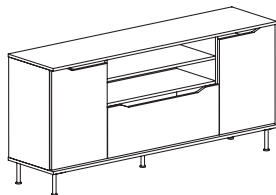
- one door with two fixed shelves, one storage drawer with two open compartments
- linking hardware
- interior dividers have a wire pass thru
- rectangular back center grommet available, specify and add \$102 list
- 24" wire manager included for field installation

Tall Storage Credenza	18	72	33	170	25	BS1872-33SSR	\$3,230
	18	72	33	170	25	BS1872-33SSL	\$3,230



- one door with two fixed shelves, one storage drawer with two open compartments, one cabinet with two fixed shelves
- linking hardware
- interior dividers have a wire pass thru
- rectangular back center grommet available, specify and add \$102 list
- 24" wire manager included for field installation

Tall Storage Credenza	18	72	33	180	25	BS1872-33SFS	\$3,357
-----------------------	----	----	----	-----	----	--------------	---------



- one door with two fixed shelves, one storage drawer with two open compartments, one door with two fixed shelves
- linking hardware
- interior dividers have a wire pass thru
- rectangular back center grommet available, specify and add \$102 list
- 24" wire manager included for field installation

To Order, Specify:

- ① Model Number
- ② Wood Species - Rift Cut White Oak (WK4) or Flat Cut Walnut (WA1)
- ③ Wood Finish
- ④ Door and Drawer Front Optional Paint Color
- ⑤ Metal Leg Color - Matte Black (MBK), Pewter (PEW), Soft Nickel (SNK) or Stardust Silver (STS)
- ⑥

③ Wood Finish Options:

- CLK Clear on Rift Cut White Oak
CLW Clear on Flat Cut Walnut

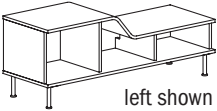
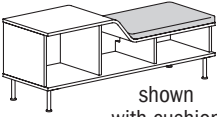
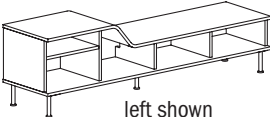
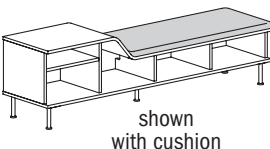
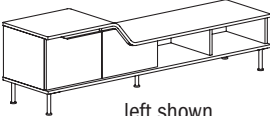
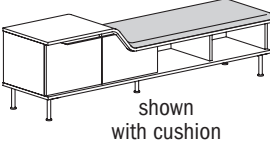
④ Paint Color - Add \$43 list per item:

- | | | | |
|-----|--------------|-----|------------------|
| BKD | Backdrop | GRV | Greek Villa |
| BFX | Black Fox | NET | Network Gray |
| BWH | Bright White | NWH | Nonchalant White |
| CGP | Cargo Pants | STM | Storm |
| CHT | Chatroom | TRC | Tricorn Black |
| FRR | French Roast | | |

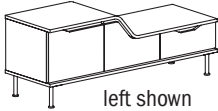
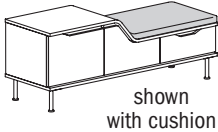
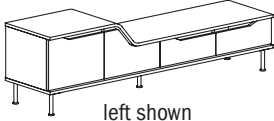
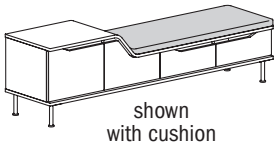
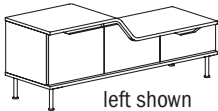
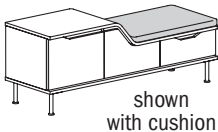
Specifications:

- Wood species - Rift Cut White Oak or Flat Cut Walnut.
- 3/4" thick plywood tops
- Exterior feet and leg frames are fabricated from 14 gauge steel tubing and 14 gauge flat stock.

Modular

Description	D	W	H	CTN WT	CU FT	① Model	List Price No Cushion	List Price With Cushion
Low Height Transition Credenza Open Storage	18	54	14 1/2 / 20	110	11	BS1854-20TOSR	\$2,669	COM \$3,107
	18	54	14 1/2 / 20	110	11	BS1854-20TOSL	\$2,669	A \$3,119
								B \$3,135
								COL/C \$3,170
								D \$3,214
								E \$3,257
								F \$3,327
								G \$3,398
								H \$3,475
								I \$3,593
								J \$3,739
								L1 \$3,448
								L2 \$3,536
<div>  <p>left shown</p>  <p>shown with cushion</p> </div> <ul style="list-style-type: none"> • open cabinet • bent ply top • linking hardware • optional attached 1 1/2" thick cushion • interior dividers have a wire pass thru • two rectangular back center grommets available, specify and add \$204list • 24" wire manager included for field installation • com ydg: 3/4 								
Low Height Transition Credenza Open Storage	18	72	14 1/2 / 20	120	15	BS1872-20TOSR	\$2,940	COM \$3,589
	18	72	14 1/2 / 20	120	15	BS1872-20TOSL	\$2,940	A \$3,606
								B \$3,636
								COL/C \$3,695
								D \$3,768
								E \$3,838
								F \$3,951
								G \$4,072
								H \$4,200
								I \$4,401
								J \$4,642
								L1 \$4,159
								L2 \$4,304
<div>  <p>left shown</p>  <p>shown with cushion</p> </div> <ul style="list-style-type: none"> • open cabinet, one fixed shelf • bent ply top • linking hardware • optional attached 1 1/2" thick cushion • interior dividers have a wire pass thru • two rectangular back center grommets available, specify and add \$204 list • 24" wire manager included for field installation • com ydg: 1 1/4 								
Low Height Transition Storage Credenza	18	72	14 1/2 / 20	110	15	BS1872-20TSR	\$3,273	COM \$3,922
	18	72	14 1/2 / 20	110	15	BS1872-20TSL	\$3,273	A \$3,938
								B \$3,969
								COL/C \$4,027
								D \$4,101
								E \$4,172
								F \$4,283
								G \$4,404
								H \$4,533
								I \$4,733
								J \$4,975
								L1 \$4,493
								L2 \$4,636
<div>  <p>left shown</p>  <p>shown with cushion</p> </div> <ul style="list-style-type: none"> • two drawers, open cabinet • bent ply top • linking hardware • optional attached 1 1/2" thick cushion • interior dividers have a wire pass thru • two rectangular back center grommets available, specify and add \$204 list • 24" wire manager included for field installation • com ydg: 1 1/4 								

Modular

Description	D	W	H	CTN WT	CU FT	① Model	List Price No Cushion	List Price With Cushion
Low Height Transition Storage Credenza	18	54	14 1/2 / 20	120	11	BS1854-20TFSR	\$3,195	COM \$3,633
 left shown	18	54	14 1/2 / 20	120	11	BS1854-20TFSL	\$3,195	A \$3,645
 shown with cushion								B \$3,664
<ul style="list-style-type: none"> • three drawers • bent ply top • linking hardware • optional attached 1 1/2" thick cushion • interior dividers have a wire pass thru • two rectangular back center grommets available, specify and add \$204 list • 24" wire manager included for field installation • com ydg: 3/4 								COL/C \$3,698
								D \$3,740
								E \$3,784
								F \$3,854
								G \$3,924
								H \$4,002
								I \$4,122
								J \$4,266
								L1 \$3,976
								L2 \$4,064
Low Height Transition Storage Credenza	18	72	14 1/2 / 20	130	15	BS1872-20TFSR	\$3,486	COM \$4,136
 left shown	18	72	14 1/2 / 20	130	15	BS1872-20TFSL	\$3,486	A \$4,152
 shown with cushion								B \$4,185
<ul style="list-style-type: none"> • four drawers • bent ply top • linking hardware • optional attached 1 1/2" thick cushion • interior dividers have a wire pass thru • two rectangular back center grommets available, specify and add \$204 list • 24" wire manager included for field installation • com ydg: 1 1/4 								COL/C \$4,241
								D \$4,316
								E \$4,386
								F \$4,498
								G \$4,620
								H \$4,749
								I \$4,947
								J \$5,190
								L1 \$4,708
								L2 \$4,850
Low Height Transition Storage Credenza	18	54	14 1/2 / 20	130	11	BS1854-20TDSR	\$3,240	COM \$3,679
 left shown	18	54	14 1/2 / 20	130	11	BS1854-20TDSL	\$3,240	A \$3,692
 shown with cushion								B \$3,710
<ul style="list-style-type: none"> • one door with fixed shelf, two drawers • bent ply top • linking hardware • optional attached 1 1/2" thick cushion • interior dividers have a wire pass thru • two rectangular back center grommets available, specify and add \$204 list • 24" wire manager included for field installation • com ydg: 3/4 								COL/C \$3,742
								D \$3,787
								E \$3,831
								F \$3,897
								G \$3,969
								H \$4,047
								I \$4,168
								J \$4,314
								L1 \$4,023
								L2 \$4,109

To Order, Specify:

- ① Model Number
- ② Wood Species - Rift Cut White Oak (WK4) or Flat Cut Walnut (WA1)
- ③ Wood Finish
- ④ Door and Drawer Front Optional Paint Color
- ⑤ Metal Leg Color - Matte Black (MBK), Pewter (PEW), Soft Nickel (SNK) or Stardust Silver (STS)
- ⑥ Fabric Selection - Vendor, Pattern and Color
- ⑦

③ Wood Finish Options:

CLK Clear on Rift Cut White Oak
CLW Clear on Flat Cut Walnut

④ Paint Color - Add \$43 list per item:

BKD	Backdrop	GRV	Greek Villa
BFX	Black Fox	NET	Network Gray
BWH	Bright White	NWH	Nonchalant White
CGP	Cargo Pants	STM	Storm
CHT	Chatroom	TRC	Tricorn Black
FRR	French Roast		

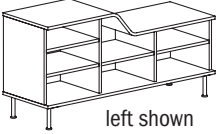
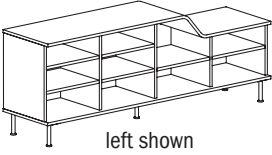
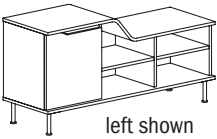
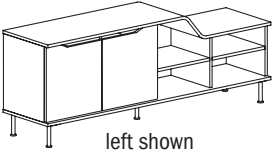
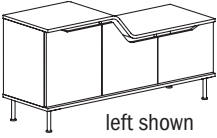
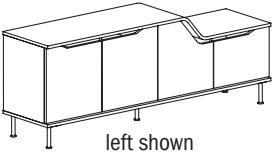
⑥ Fabric Selection:

Visit www.jsifurniture.com/finish-es-and-materials/textiles for our textiles program. See selection of standard and graded in manufacturers and patterns.

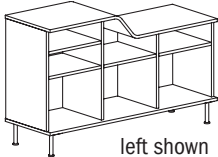
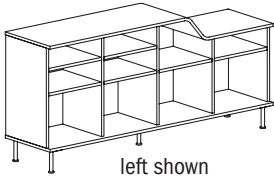
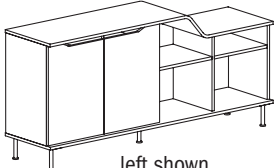
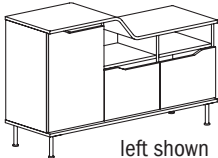
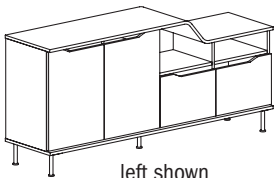
Specifications:

- Wood species - Rift Cut White Oak or Flat Cut Walnut.
- 3/4" thick plywood tops
- Exterior feet and leg frames are fabricated from 14 gauge steel tubing and 14 gauge flat stock.

Modular

Description	D	W	H	CTN WT	CU FT	Model	List Price
Standard Height Transition Credenza Open Storage	18	54	20 / 27	120	15	BS1854-27TOSR	\$3,217
	18	54	20 / 27	120	15	BS1854-27TOSL	\$3,217
 <p>left shown</p> <ul style="list-style-type: none"> open cabinet, four fixed shelves bent ply top linking hardware interior dividers have a wire pass thru two rectangular back center grommets available, specify and add \$204 list 24" wire manager included for field installation 							
Standard Height Transition Credenza Open Storage	18	72	20 / 27	130	20	BS1872-27TOSR	\$3,405
	18	72	20 / 27	130	20	BS1872-27TOSL	\$3,405
 <p>left shown</p> <ul style="list-style-type: none"> open cabinet, six fixed shelves bent ply top linking hardware interior dividers have a wire pass thru two rectangular back center grommets available, specify and add \$204 list 24" wire manager included for field installation 							
Standard Height Transition Credenza	18	54	20 / 27	130	15	BS1854-27THDR	\$3,321
	18	54	20 / 27	130	15	BS1854-27THDL	\$3,321
 <p>left shown</p> <ul style="list-style-type: none"> one door with two fixed shelves, open cabinet with two fixed shelves bent ply top linking hardware interior dividers have a wire pass thru two rectangular back center grommets available, specify and add \$204 list 24" wire manager included for field installation 							
Standard Height Transition Credenza Open Storage	18	72	20 / 27	140	20	BS1872-27TSR	\$3,616
	18	72	20 / 27	140	20	BS1872-27TSL	\$3,616
 <p>left shown</p> <ul style="list-style-type: none"> two doors with two fixed shelves, open cabinets with two fixed shelves bent ply top linking hardware interior dividers have a wire pass thru two rectangular back center grommets available, specify and add \$204 list 24" wire manager included for field installation 							
Standard Height Transition Credenza Full Storage	18	54	20 / 27	140	15	BS1854-27TFSR	\$3,564
	18	54	20 / 27	140	15	BS1854-27TFSL	\$3,564
 <p>left shown</p> <ul style="list-style-type: none"> one door with two fixed shelves, two drawers bent ply top linking hardware interior dividers have a wire pass thru two rectangular back center grommets available, specify and add \$204 list 24" wire manager included for field installation 							
Standard Height Transition Credenza Full Storage	18	72	20 / 27	160	20	BS1872-27TFSR	\$4,031
	18	72	20 / 27	160	20	BS1872-27TFSL	\$4,031
 <p>left shown</p> <ul style="list-style-type: none"> two doors with two fixed shelves, two drawers bent ply top linking hardware interior dividers have a wire pass thru two rectangular back center grommets available, specify and add \$204 list 24" wire manager included for field installation 							

Modular

Description	D	W	H	CTN WT	CU FT	① Model	List Price
Tall Transition Credenza Open Storage	18	54	27 / 33	130	19	BS1854-33TOSR	\$3,332
	18	54	27 / 33	130	19	BS1854-33TOSL	\$3,332
 left shown <ul style="list-style-type: none"> open cabinet, four fixed shelves bent ply top linking hardware interior dividers have a wire pass thru two rectangular back center grommets available, specify and add \$204 list 24" wire manager included for field installation 							
Tall Transition Credenza Open Storage	18	72	27 / 33	140	25	BS1872-33TOSR	\$3,631
	18	72	27 / 33	140	25	BS1872-33TOSL	\$3,631
 left shown <ul style="list-style-type: none"> open cabinet, six fixed shelves bent ply top linking hardware interior dividers have a wire pass thru two rectangular back center grommets available, specify and add \$204 list 24" wire manager included for field installation 							
Tall Transition Storage Credenza	18	72	27 / 33	150	25	BS1872-33TSR	\$3,886
	18	72	27 / 33	150	25	BS1872-33TSL	\$3,886
 left shown <ul style="list-style-type: none"> two doors with two fixed shelves, open cabinet with two fixed shelves bent ply top linking hardware interior dividers have a wire pass thru two rectangular back center grommets available, specify and add \$204 list 24" wire manager included for field installation 							
Tall Transition Storage Credenza	18	54	27 / 33	150	19	BS1854-33TFSR	\$3,756
	18	54	27 / 33	150	19	BS1854-33TFSL	\$3,756
 left shown <ul style="list-style-type: none"> one door with two fixed shelves, two drawers with open compartments bent ply top linking hardware interior dividers have a wire pass thru two rectangular back center grommets available, specify and add \$204 list 24" wire manager included for field installation 							
Tall Transition Storage Credenza	18	72	27 / 33	170	25	BS1872-33TFSR	\$4,282
	18	72	27 / 33	170	25	BS1872-33TFSL	\$4,282
 left shown <ul style="list-style-type: none"> two doors with two fixed shelves, two drawers with open compartments bent ply top linking hardware interior dividers have a wire pass thru two rectangular back center grommets available, specify and add \$204 list 24" wire manager included for field installation 							

To Order, Specify:

- Model Number
- Wood Species - Rift Cut White Oak (WK4) or Flat Cut Walnut (WA1)
- Wood Finish
- Door/Drawer Front Optional Paint Color
- Metal Leg Color - Matte Black (MBK), Pewter (PEW) Soft Nickel (SNK) or Stardust Silver (STS)
-

③ Wood Finish Options:

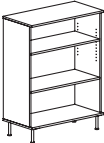
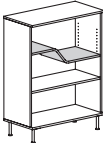

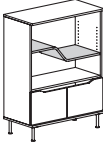

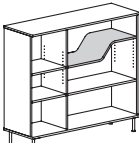

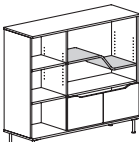
- CLK Clear on Rift Cut White Oak
CLW Clear on Flat Cut Walnut


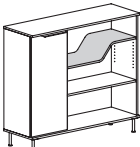
④ Paint Color - Add \$43 list per item:


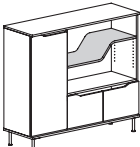
- | | | | |
|-----|--------------|-----|------------------|
| BKD | Backdrop | GRV | Greek Villa |
| BFX | Black Fox | NET | Network Gray |
| BWH | Bright White | NWH | Nonchalant White |
| CGP | Cargo Pants | STM | Storm |
| CHT | Chatroom | TRC | Tricorn Black |
| FRR | French Roast | | |

Specifications:

- Wood species - Rift Cut White Oak or Flat Cut Walnut.
- 3/4" thick plywood tops
- Exterior feet and leg frames are fabricated from 14 gauge steel tubing and 14 gauge flat stock.

Description		D	W	H	CTN WT	CU FT	Model	List Price
Open Bookcase		18	36	48	99	22	BS1836-480BC	\$2,243
 straight shelf	 optional bent plywood	<ul style="list-style-type: none"> open cabinet, two shelves lower shelf fixed, always straight upper shelf adjustable, straight standard; bent plywood available, specify and add \$756 to list specify back height: full back, mid back or low back specify metal leg color option: Matte Black (MBK), Soft Nickel (SNK) or Stardust Silver (STS) linking hardware 						
Open Bookcase with Lower Doors		18	36	48	115	22	BS1836-48SBC	\$2,406
 straight shelf	 optional bent plywood	<ul style="list-style-type: none"> two doors, open cabinet with two shelves lower shelf fixed, always straight upper shelf adjustable, straight standard; bent plywood available, specify and add \$756 to list specify back height: full back, mid back or low back specify metal leg color option: Matte Black (MBK), Soft Nickel (SNK) or Stardust Silver (STS) linking hardware 						
Open Storage Bookcase with Tower		18	54	48	165	33	BS1854-480BCR	\$2,724
 straight shelf lefts shown	 optional bent plywood	18	54	48	165	33	BS1854-480BCL	\$2,724
		<ul style="list-style-type: none"> open cabinet, four shelves two lower shelves fixed, always straight two upper shelves adjustable, straight standard; bent plywood available on wide shelf, specify and add \$756 to list - specify back height: full back, mid back or low back specify metal leg color option: Matte Black (MBK), Soft Nickel (SNK) or Stardust Silver (STS) linking hardware 						
Storage Bookcase with Lower Doors and Tower		18	54	48	181	33	BS1854-48DBCR	\$2,903
 straight shelf lefts shown	 optional bent plywood	18	54	48	181	33	BS1854-48DBCL	\$2,903
		<ul style="list-style-type: none"> two doors, open cabinet two lower shelves fixed, always straight two upper shelves adjustable, straight standard; bent plywood available on wide shelf, specify and add \$756 to list specify back height: full back, mid back or low backs specify metal leg color option: Matte Black (MBK), Soft Nickel (SNK) or Stardust Silver (STS) linking hardware 						

Description	D	W	H	CTN WT	CU FT	① Model	List Price
Storage Bookcase with Tower Door	18	54	48	185	33	BS1854-48TBCR	\$2,903
 straight shelf	18	54	48	185	33	BS1854-48TBCL	\$2,903
 optional bent plywood							
lefts shown							
<ul style="list-style-type: none"> • tower door with two shelves, lower shelf fixed • open cabinet with two shelves • lower shelf fixed, always straight • upper shelf adjustable, straight standard; bent plywood available on upper shelf, specify and add \$756 to list • specify back height: full back, mid back or low backs • specify metal leg color option: Matte Black (MBK), Soft Nickel (SNK) or Stardust Silver (STS) • linking hardware 							

Storage Bookcase with Full Door Set and Tower	18	54	48	201	33	BS1854-48SBCR	\$3,042
 straight shelf	18	54	48	201	33	BS1854-48SBCL	\$3,042
 optional bent plywood							
lefts shown							
<ul style="list-style-type: none"> • tower door with two shelves, lower shelf fixed • open cabinet with two shelves • lower shelf fixed, always straight • upper shelf adjustable, straight standard; bent plywood available on adjustable shelf, specify and add \$756 to list • specify back height: full back, mid back or low backs • specify metal leg color option: Matte Black (MBK), Soft Nickel (SNK) or Stardust Silver (STS) • linking hardware 							

To Order, Specify:

- ① Model Number
- ② Wood Species - Rift Cut White Oak (WK4) or Flat Cut Walnut (WA1)
- ③ Wood Finish
- ④ Door Front Optional Paint Color
- ⑤ Back Height - Full Back, Mid Back, Low Back
- ⑥ Metal Leg Color - Matte Black (MBK), Pewter(PEW) Soft Nickel (SNK) or Stardust Silver (STS)

③ Wood Finish Options:

- CLK** Clear on Rift Cut White Oak
CLW Clear on Flat Cut Walnut

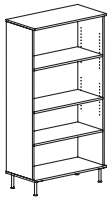
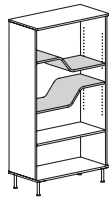
④ Paint Color - Add \$43 list per item:

- | | |
|-------------------------|-----------------------------|
| BKD Backdrop | GRV Greek Villa |
| BFX Black Fox | NET Network Gray |
| BWH Bright White | NWH Nonchalant White |
| CGP Cargo Pants | STM Storm |
| CHT Chatroom | TRC Tricorn Black |
| FRR French Roast | |

Specifications:

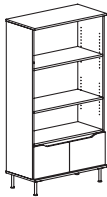
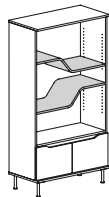
- Wood species - Rift Cut White Oak or Flat Cut Walnut.
- 3/4" thick plywood tops
- Exterior feet and leg frames are fabricated from 14 guage steel tubing and 14 guage flat stock.

Description	D	W	H	CTN WT	CU FT	❶ Model	List Price
Open Bookcase	18	36	68	114	31	BS1836-68OBC	\$2,626

straight
shelvesoptional
bent plywood

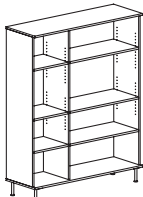
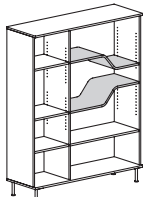
- open cabinet, three shelves
- lower shelf fixed, always straight
- two upper shelves adjustable, straight standard; bent plywood available, specify and add \$756 per shelf to list
- specify back height: full back, mid back or low backs
- specify metal leg color option: Matte Black (MBK), Soft Nickel (SNK) or Stardust Silver (STS)
- linking hardware

Open Bookcase with Lower Doors	18	36	68	130	31	BS1836-68SBC	\$2,792
--------------------------------	----	----	----	-----	----	---------------------	---------

straight
shelvesoptional
bent plywood

- two doors, open cabinet with three shelves
- lower shelf fixed, always straight
- two upper shelves adjustable, straight standard; bent plywood available, specify and add \$756 per shelf to list
- specify back height: full back, mid back or low backs
- specify metal leg color option: Matte Black (MBK), Soft Nickel (SNK) or Stardust Silver (STS)
- linking hardware

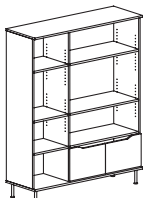
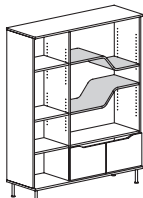
Open Storage Bookcase with Tower	18	54	68	209	46	BS1854-68OBCR	\$3,124
	18	54	68	209	46	BS1854-68OBCL	\$3,124

straight
shelvesoptional
bent plywood

- open cabinet, six shelves
- two lower shelves fixed, always straight
- four upper shelves adjustable, straight standard; bent plywood available on wide shelves, specify and add \$756 per shelf to list
- specify back height: full back, mid back or low backs
- specify metal leg color option: Matte Black (MBK), Soft Nickel (SNK) or Stardust Silver (STS)
- linking hardware

lefts shown

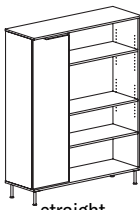
Storage Bookcase with Lower Doors and Tower	18	54	68	225	46	BS1854-68DBCR	\$3,281
	18	54	68	225	46	BS1854-68DBCL	\$3,281

straight
shelvesoptional
bent plywood

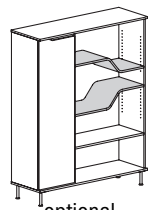
- two doors, open cabinet with six shelves
- two lower shelves fixed, always straight
- four upper shelves adjustable, straight standard; bent plywood available on wide shelves, specify and add \$756 per shelf to list
- specify back height: full back, mid back or low backs
- specify metal leg color option: Matte Black (MBK), Soft Nickel (SNK) or Stardust Silver (STS)
- linking hardware

lefts shown

Description	D	W	H	CTN WT	CU FT	① Model	List Price
Storage Bookcase with Tower Door	18	54	68	234	46	BS1854-68TBCR	\$3,281
	18	54	68	234	46	BS1854-68TBCL	\$3,281



straight shelves

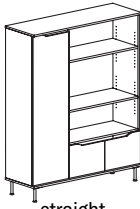


optional bent plywood

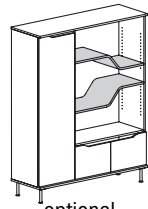
lefts shown

- tower door with three shelves, lower shelf fixed
- open cabinet with three shelves
- lower shelf fixed, always straight
- two upper shelves adjustable, straight standard; bent plywood available on adjustable shelves, specify and add \$756 per shelf to list
- specify back height: full back, mid back or low backs
- specify metal leg color option: Matte Black (MBK), Soft Nickel (SNK) or Stardust Silver (STS)
- linking hardware

Storage Bookcase with Full Door Set and Tower	18	54	68	250	46	BS1854-68SBCR	\$3,420
	18	54	68	250	46	BS1854-68SBCL	\$3,420



straight shelves



optional bent plywood

lefts shown

- tower door with three shelves, lower shelf fixed
- open cabinet with three shelves
- lower shelf fixed, always straight;
- two upper shelves adjustable, straight standard; bent plywood available on adjustable shelves, specify and add \$756 per shelf to list
- specify back height: full back, mid back or low backs
- specify metal leg color option: Matte Black (MBK), Soft Nickel (SNK) or Stardust Silver (STS)
- linking hardware

To Order, Specify:

- ① Model Number
- ② Wood Species - Rift Cut White Oak (WK4) or Flat Cut Walnut (WA1)
- ③ Wood Finish
- ④ Door Front Optional Paint Color
- ⑤ Back Height - Full Back, Mid Back, Low Back
- ⑥ Metal Leg Color - Matte Black (MBK), Pewter(PEW) Soft Nickel (SNK) or Stardust Silver (STS)

③ Wood Finish Options:

- CLK** Clear on Rift Cut White Oak
CLW Clear on Flat Cut Walnut


④ Paint Color - Add \$43 list per item:

- | | |
|-------------------------|-----------------------------|
| BKD Backdrop | GRV Greek Villa |
| BFX Black Fox | NET Network Gray |
| BWH Bright White | NWH Nonchalant White |
| CGP Cargo Pants | STM Storm |
| CHT Chatroom | TRC Tricorn Black |
| FRR French Roast | |

Specifications:

- Wood species - Rift Cut White Oak or Flat Cut Walnut.
- 3/4" thick plywood tops
- Exterior feet and leg frames are fabricated from 14 guage steel tubing and 14 guage flat stock.

Description	D	W	H	CTN WT	CU FT	❶ Model	List Price
Power Center Under Mount	6	3 5/8	2 1/2	4	1	EC21	\$645



- mounts under platform or surface
- field installable
- one power receptacle - 110 volt, one dual USB port
- 10' power cord with molded plug
- specify Black (B) or White (W) finish

BeSPACE

To Order, Specify:
❶ Model Number

Boston Order Check List:



- Specify:
- ☐ 1. Model Number
 - ☐ 2. Wood Species - Red Oak (RO) or Maple (M)
 - ☐ 3. Wood Finish/Color
 - ☐ 4. Fabric Selection - vendor, pattern and color
 - ☐ 5. Optional FRONT LEG Casters - add \$64 list; specify seat height - NOT AVAILABLE on BENCHES
 - ☐ 6. Optional Trim Nails - add \$130 list per chair; add \$165 list per bench
 - ☐ 7. Optional Rubber Cushion Nylon Glides - no upcharge

Example:

981C (model #)	RO (wood species)	HEN (finish)	MOMENTUM (fabric vendor)	VOX (pattern name)	MYSTIC (pattern color)
-------------------	----------------------	-----------------	-----------------------------	-----------------------	---------------------------

1. Model Number

2. Wood Species - Red Oak (RO) or Maple (M)

3. Wood Finish/Color Options:

Red Oak			
BRW	Brownie	ECU	Ecru
CAN	Canyon	HEN	Henna
CIT	Citron	HNY	Honey
DES	Desert	NUT	Nut Brown
Maple			
CAG	Aged Ash Coordinate	CFO	Fossil Coordinate
CAL	Ale Light Coordinate	CGR	Graphite Coordinate
ALM	Ale Medium	HRV	Harvest
AUB	Auburn	CHL	High Line Coordinate
BRL	Barley	CKC	Khaki Coordinate
CBE	Blonde Echo Coordinate	LGC	Legacy
CBO	Bourbon Light Coordinate	MCH	Mocha
BBM	Bourbon Medium	NTO	Night Owl
CBZ	Brazilwood Coordinate	COA	Oatmeal Cookie Coordinate
CBG	Brighton Light Coordinate	CPI	Pinnacle Walnut Coordinate
BRM	Brighton Medium	PRL	Praline
BUT	Butterscotch	SAF	Saffron
CIN	Cinnamon	SIE	Sienna
CLA	Classic	CST	Studio Teak Coordinate
CCF	Coffee Coordinate	TOF	Toffee
CLL	Collectors	TRF	Truffle
CCR	Cremello Coordinate	VEN	Venetian
EAR	Earthy	CVI	Vintage Coordinate
ESP	Espresso	CWH	Walnut Heights Coordinate
FLX	Flax	CWE	Weathered Ash Coordinate

Color - Add \$43 list per item

BKD	Backdrop	GRV	Greek Villa
BFX	Black Fox	GLF	Gulf Stream
BWH	Bright White	HTB	Heartthrob
CGP	Cargo Pants	NET	Network Gray
CHT	Chatroom	NWH	Nonchalant White
DSY	Daisy	PAR	Paradise
DRG	Daring	QXP	Quixotic Plum
DYN	Dynamo	RBZ	Relic Bronze
ENG	Enigma	SND	Sandbank
FRR	French Roast	STM	Storm
GBY	Georgian Bay	TRC	Tricorn Black

4. Fabric Selection - Please supply the following:
Fabric vendor/ Pattern name/ Pattern color

[For a complete list of JSI Standard and Graded-In Textiles click here](#)

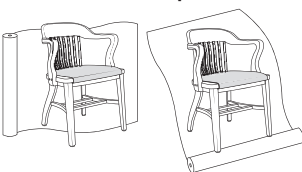
All COM orders must include the following:

- Vendor's name, pattern name and color
- Sample of the fabric attached to order
- Model numbers of items for fabric application
- Special application instructions (e.g., all stripes will be applied front to back unless specified otherwise)
- Customer and purchase order number

Ship prepaid COM material to:



JSI
Attn: COM Department
201 East Martin Street
Receiving B, Dock 71
Orleans, IN 47452



Application of fabric:
Railroaded Up the Roll



All COM orders will ship at standard lead time from receipt of COM except for orders requiring special custom matched finishes.

5. Optional trim nails - add \$130 list per chair; add \$165 list per bench

Description	Model	Specifications	List Price Per Grade
Swivel Chair with Arms, Wood Back and Seat	980A All Wood	Dimensions	All Wood \$1,609
	980C Uph. Seat	D	COM \$1,709
	<ul style="list-style-type: none"> optional five star base with pneumatic lift - add \$88 list dual black casters available, no upcharge - specify when ordering optional jury base available, revolves, tilts- add \$198 list optional jury base does not include site installation hardware optional five star and jury base only available on GSA 	W	A \$1,746
		H	B \$1,772
			COL/C \$1,820
980A all wood			D \$1,875
980C uph. seat			E \$1,932
			F \$1,995
			G \$2,081
			H \$2,173
			I \$2,321
			J \$2,496
			L1 \$2,099
			L2 \$2,194

Guest Chair with Arms, Wood Back and Seat	981A All Wood	Dimensions	All Wood \$1,250
	981C Uph. Seat	D	COM \$1,358
	<ul style="list-style-type: none"> optional front leg casters available - add \$64 list for set of 2 casters 	W	A \$1,389
		H	B \$1,417
			COL/C \$1,462
981A all wood			D \$1,518
981C uph. seat			E \$1,578
			F \$1,637
			G \$1,725
			H \$1,820
			I \$1,965
			J \$2,138
			L1 \$1,744
			L2 \$1,835

To Order, Specify:

- Model Number
- Wood Species - Red Oak (RO) or Maple (M)
- Wood Finish/Color
- Fabric Selection - vendor, pattern and color
- Optional FRONT LEG Casters - add \$64 list; specify seat height. **NOT AVAILABLE on BENCHES**
- Optional Trim Nails - add \$130 list per chair; add \$165 list per bench
- Optional Rubber Cushion Nylon Glides - no upcharge

When ordering Quickship products, place a "Q" in front of model number.
Example: Q981A

Need it.
JSI Quickship

③ Wood Finish/Color Options:**Red Oak**

BRW Brownie
CAN Canyon
CIT Citron
DES Desert

Maple

CAG Aged Ash Coordinate
CAL Ale Light Coordinate
ALM Ale Medium
AUB Auburn
BRL Barley
CBE Blonde Echo Coordinate
CBO Bourbon Light Coordinate
BBM Bourbon Medium
CBZ Brazilwood Coordinate
CBG Brighton Light Coordinate
BRM Brighton Medium
BUT Butterscotch
CIN Cinnamon
CLA Classic
CCF Coffee Coordinate
CLL Collectors
CCR Cremello Coordinate
EAR Earthy
ESP Espresso
FLX Flax
CFL Florence Walnut Coordinate

ECU Ecu
HEN Henna
HNY Honey
NUT Nut Brown

CFO Fossil Coordinate
CGR Graphite Coordinate
HRV Harvest
CHL High Line Coordinate
CKC Khaki Coordinate
LGC Legacy
MCH Mocha
NTO Night Owl
COA Oatmeal Cookie Coordinate
CPI Pinnacle Walnut Coordinate
PRL Praline
SAF Saffron
SIE Sienna
CST Studio Teak Coordinate
TOF Toffee
TRF Truffle
VEN Venetian
CVI Vintage Coordinate
CWH Walnut Heights Coordinate
CWE Weathered Ash Coordinate






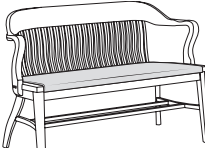
Color - Add \$43 list per item

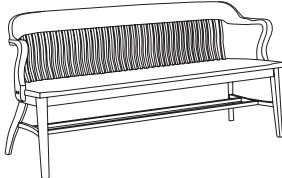
BKD Backdrop
BFX Black Fox
BWH Bright White
CGP Cargo Pants
CHT Chatroom
DSY Daisy
DRG Daring
DYN Dynamo
ENG Enigma
FRR French Roast
GBY Georgian Bay
GRV Greek Villa
GLF Gulf Stream
HTB Heartthrob
NET Network Gray
NWH Nonchalant White
PAR Paradise
QXP Quixotic Plum
RBZ Relic Bronze
SND Sandbank
TRC Tricorn Black

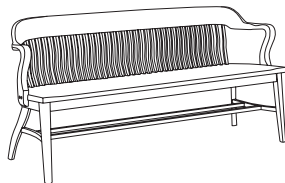
- ④ Visit www.jsifurniture.com/finishes-and-materials/textiles for our textiles program. See selection of standard and graded in manufacturers and patterns.

Specifications

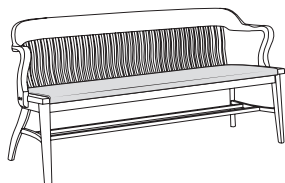
- Wood species - Red Oak or Maple.
- Seat is upholstered with 1 1/2" high density polyurethane foam and features horseshoe style upholstery.
- Spiral grooved hardwood dowels with corner blocks, glue and screws.
- Standard with rubber cushion metal glides.

Description	① Model	Specifications	List Price Per Grade																												
Guest Chair Armless, Wood Back and Seat <div><div>Now!</div><div></div></div>	983A All Wood 983C Uph. Seat · optional front leg casters available - add \$64 list for set of 2 casters	<table><tr><th>Dimensions</th><th>D</th><th>W</th><th>H</th></tr><tr><td>Overall</td><td>23 ½</td><td>20</td><td>32 ¼</td></tr><tr><td>Seat</td><td>18 ¼</td><td>20 ¾</td><td>19 ¼</td></tr><tr><th colspan="2">Upholstery</th><th colspan="2">Shipping</th></tr><tr><td>COM Ydg</td><td>1</td><td>Ctn Wt</td><td>37</td></tr><tr><td>COL Sq Ft</td><td>12</td><td>Cu Ft</td><td>13</td></tr></table>	Dimensions	D	W	H	Overall	23 ½	20	32 ¼	Seat	18 ¼	20 ¾	19 ¼	Upholstery		Shipping		COM Ydg	1	Ctn Wt	37	COL Sq Ft	12	Cu Ft	13	All Wood \$1,149 COM \$1,261 A \$1,293 B \$1,318 COL/C \$1,362 D \$1,422 E \$1,478 F \$1,543 G \$1,628 H \$1,719 I \$1,867 J \$2,040 L1 \$1,644 L2 \$1,740				
	Dimensions	D	W	H																											
Overall	23 ½	20	32 ¼																												
Seat	18 ¼	20 ¾	19 ¼																												
Upholstery		Shipping																													
COM Ydg	1	Ctn Wt	37																												
COL Sq Ft	12	Cu Ft	13																												
Guest Chair with Low Arms, Wood Back and Seat <div><div>Now!</div><div></div></div>	984A All Wood 984C Uph. Seat · low arm - 26" arm height · optional front leg casters available - add \$64 list for set of 2 casters	<table><tr><th>Dimensions</th><th>D</th><th>W</th><th>H</th></tr><tr><td>Overall</td><td>22 ½</td><td>22 ¼</td><td>33</td></tr><tr><td>Seat</td><td>17 ¾</td><td>19 ½</td><td>18 ¼</td></tr><tr><td>Arm</td><td colspan="3">26</td></tr><tr><th colspan="2">Upholstery</th><th colspan="2">Shipping</th></tr><tr><td>COM Ydg</td><td>1</td><td>Ctn Wt</td><td>38</td></tr><tr><td>COL Sq Ft</td><td>12</td><td>Cu Ft</td><td>13</td></tr></table>	Dimensions	D	W	H	Overall	22 ½	22 ¼	33	Seat	17 ¾	19 ½	18 ¼	Arm	26			Upholstery		Shipping		COM Ydg	1	Ctn Wt	38	COL Sq Ft	12	Cu Ft	13	All Wood \$1,374 COM \$1,477 A \$1,514 B \$1,538 COL/C \$1,584 D \$1,643 E \$1,703 F \$1,761 G \$1,850 H \$1,945 I \$2,089 J \$2,261 L1 \$1,867 L2 \$1,960
	Dimensions	D	W	H																											
Overall	22 ½	22 ¼	33																												
Seat	17 ¾	19 ½	18 ¼																												
Arm	26																														
Upholstery		Shipping																													
COM Ydg	1	Ctn Wt	38																												
COL Sq Ft	12	Cu Ft	13																												
Bench 49", Wood Back and Seat <div> </div>	991A All Wood 991C Uph. Seat · casters not available	<table><tr><th>Dimensions</th><th>D</th><th>W</th><th>H</th></tr><tr><td>Overall</td><td>23</td><td>49 ½</td><td>33</td></tr><tr><td>Seat</td><td>17 ¾</td><td>45 ¼</td><td>18 ¼</td></tr><tr><td>Arm</td><td colspan="3">28 ½</td></tr><tr><th colspan="2">Upholstery</th><th colspan="2">Shipping</th></tr><tr><td>COM Ydg</td><td>7/8</td><td>Ctn Wt</td><td>76</td></tr><tr><td>COL Sq Ft</td><td>23</td><td>Cu Ft</td><td>31</td></tr></table>	Dimensions	D	W	H	Overall	23	49 ½	33	Seat	17 ¾	45 ¼	18 ¼	Arm	28 ½			Upholstery		Shipping		COM Ydg	7/8	Ctn Wt	76	COL Sq Ft	23	Cu Ft	31	All Wood \$4,449 COM \$4,511 A \$4,590 B \$4,614 COL/C \$4,651 D \$4,703 E \$4,754 F \$4,808 G \$4,885 H \$4,966 I \$5,094 J \$5,244 L1 \$4,898 L2 \$4,979
	Dimensions	D	W	H																											
Overall	23	49 ½	33																												
Seat	17 ¾	45 ¼	18 ¼																												
Arm	28 ½																														
Upholstery		Shipping																													
COM Ydg	7/8	Ctn Wt	76																												
COL Sq Ft	23	Cu Ft	31																												

Description	① Model	Specifications				List Price Per Grade		
Bench 69", Wood Back and Seat	993A All Wood	Dimensions	D	W	H	All Wood	\$4,991	
	993C Uph. Seat	Overall	23	69 ½	33 ½	COM	\$5,175	
	· casters not available	Seat	18	66 ¼	18	A	\$5,284	
		Arm			28 ½	B	\$5,340	
		Upholstery	Shipping				COL/C	\$5,442
		COM Ydg	2 ¼	Ctn Wt	109	D	\$5,574	
		COL Sq Ft	23	Cu Ft	47	E	\$5,705	
						F	\$5,842	
						G	\$6,037	
						H	\$6,248	
						I	\$6,575	
						J	\$6,967	
						L1	\$6,077	
						L2	\$6,287	



993A
all wood



993C
uph. seat

To Order, Specify:

- ① Model Number
- ② Wood Species - Red Oak (RO) or Maple (M)
- ③ Wood Finish/Color
- ④ Fabric Selection - vendor, pattern and color
- ⑤ Optional FRONT LEG Casters - add \$64 list; specify seat height. **NOT AVAILABLE on BENCHES**
- ⑥ Optional Trim Nails - add \$130 list per chair; add \$165 list per bench
- ⑦ Optional Rubber Cushion Nylon Glides - no upcharge

When ordering Quickship products, place a "Q" in front of model number.
Example: Q981A

NOW!
Need it.
JSI Quickship

③ Wood Finish/Color Options:

Red Oak

BRW Brownie
CAN Canyon
CIT Citron
DES Desert

ECU Ecu
HEN Henna
HNY Honey
NUT Nut Brown

Maple

CAG Aged Ash Coordinate
CAL Ale Light Coordinate
ALM Ale Medium
AUB Auburn
BRL Barley
CBE Blonde Echo Coordinate
CBO Bourbon Light Coordinate
BBM Bourbon Medium
CBZ Brazilwood Coordinate
CBG Brighton Light Coordinate
BRM Brighton Medium
BUT Butterscotch
CIN Cinnamon
CLA Classic
CCF Coffee Coordinate
CLL Collectors
CCR Cremello Coordinate
EAR Earthy
ESP Espresso
FLX Flax
CFL Florence Walnut Coordinate

CFO Fossil Coordinate
CGR Graphite Coordinate
HRV Harvest
CHL High Line Coordinate
CKC Khaki Coordinate
LGC Legacy
MCH Mocha
NTO Night Owl
COA Oatmeal Cookie Coordinate
CPI Pinnacle Walnut Coordinate
PRL Praline
SAF Saffron
SIE Sienna
CST Studio Teak Coordinate
TOF Toffee
TRF Truffle
VEN Venetian
CVI Vintage Coordinate
CWH Walnut Heights Coordinate
CWE Weathered Ash Coordinate

Color - Add \$43 list per item

BKD Backdrop
BFX Black Fox
BWH Bright White
CGP Cargo Pants
CHT Chatroom
DSY Daisy
DRG Daring
DYN Dynamo
ENG Enigma
FRR French Roast
GBY Georgian Bay

GRV Greek Villa
GLF Gulf Stream
HTB Heartthrob
NET Network Gray
NWH Nonchalant White
PAR Paradise
QXP Quixotic Plum
RBZ Relic Bronze
SND Sandbank
TRC Tricorn Black

- ④ Visit www.jsifurniture.com/finishes-and-materials/textiles for our textiles program. See selection of standard and graded in manufacturers and patterns.

Specifications

- Wood species - Red Oak or Maple.
- Seat is upholstered with 1 ½" high density polyurethane foam and features horseshoe style upholstery.
- Spiral grooved hardwood dowels with corner blocks, glue and screws.
- Standard with rubber cushion metal glides.

Bourne Seating Order Check List:



Specify:

☐ 1. Model Number

☐ 2. Wood Species - Maple (M) or Walnut (W) upcharge applies when Walnut is specified

☐ 3. Wood Finish

☐ 4. Fabric Selection - vendor, pattern and color

☐ 5. Metal Foot Rail Color - Arctic Silver (ASL), Matte Black (MBK), Pewter (PEW) or Soft Nickel (SNK)

☐ 6. Optional Rubber Cushion Nylon Glides - no upcharge

Example:

BU7511D	M	AUB	MOMENTUM	VOX	MYSTIC
(model #)	(wood species)	(finish)	(fabric vendor)	(pattern name)	(pattern color)

1. Model Number

2. Wood Species - Maple (M) or Walnut (W); upcharge applies

3. Wood Finish Options:

Maple Frame			
CAG	Aged Ash Coordinate	CFO	Fossil Coordinate
CAL	Ale Light Coordinate	CGR	Graphite Coordinate
ALM	Ale Medium	HRV	Harvest
AUB	Auburn	CHL	High Line Coordinate
BRL	Barley	CKC	Khaki Coordinate
CBE	Blonde Echo Coordinate	LGC	Legacy
CBO	Bourbon Light Coordinate	MCH	Mocha
BBM	Bourbon Medium	NTO	Night Owl
CBZ	Brazilwood Coordinate	COA	Oatmeal Cookie Coordinate
CBG	Brighton Light Coordinate	CPI	Pinnacle Walnut Coordinate
BRM	Brighton Medium	PRL	Praline
BUT	Butterscotch	SAF	Saffron
CIN	Cinnamon	SIE	Sienna
CLA	Classic	CST	Studio Teak Coordinate
CCF	Coffee Coordinate	TOF	Toffee
CLL	Collectors	TRF	Truffle
CCR	Cremello Coordinate	VEN	Venetian
EAR	Earthy	CVI	Vintage Coordinate
ESP	Espresso	CWH	Walnut Heights Coordinate
FLX	Flax	CWE	Weathered Ash Coordinate
CFL	Florence Walnut Coordinate		

Walnut Frame (optional, upcharge applies)

AUB	Auburn	SIE	Sienna
ESP	Espresso	TOF	Toffee
MCH	Mocha	TRF	Truffle
NTO	Night Owl		

3. Fabric Selection - Please supply the following:
Fabric vendor/ Pattern name/ Pattern color

[For a complete list of JSI Standard and Graded-In Textiles click here](#)

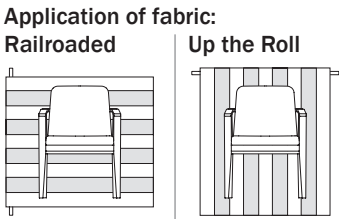
When specifying dual upholstery, indicate clearly which upholstery is to be applied to the seat/lower back and the upper back.

- Indicate direction of fabric - Railroaded or Up the Roll
- Please provide illustration, if available

All COM orders must include the following:

- Vendor's name, pattern name and color
- Sample of the fabric attached to the order
- Model numbers of items for fabric application
- Special application instructions (e.g., all stripes will be applied front to back unless specified otherwise)
- Customer and purchase order number

Ship prepaid COM material to:
JSI
Attn: COM Department
201 East Martin Street
Receiving B, Docks 71-73
Orleans, IN 47452



All COM orders will ship at standard lead time from receipt of COM except for orders requiring special custom matched finishes.

5. Metal Foot Rail Color - specify color:

ASL	Arctic Silver	PEW	Pewter
MBK	Matte Black	SNK	Soft Nickel

6. Optional Rubber Cushion Nylon Glides - no upcharge

Single Textile Seating

a. frame species

(choose one)

- ☐ maple
☐ walnut (*upcharge applies*)

finish color:

(see previous page for finish choices) _____

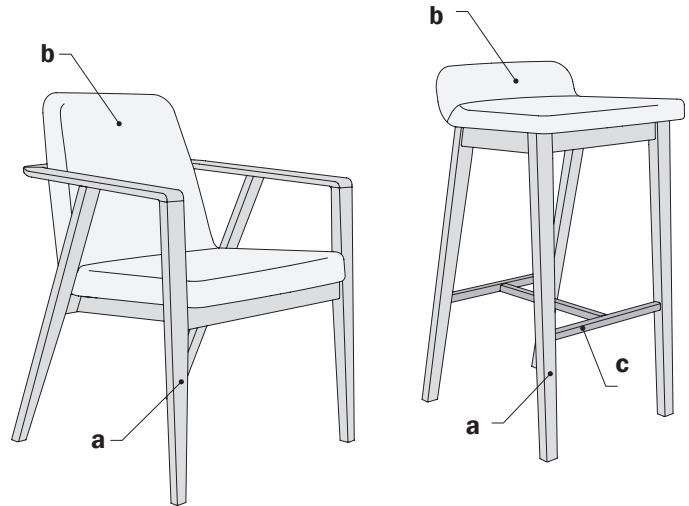
b. fabric selection

- ☐ vendor
☐ pattern
☐ color

c. metal color (if applicable)

(choose one)

- ☐ arctic silver
☐ matte black
☐ pewter
☐ soft nickel



Dual Textile Seating

a. frame species

(choose one)

- ☐ maple
☐ walnut (*upcharge applies*)

finish color:

(see previous page for finish choices) _____

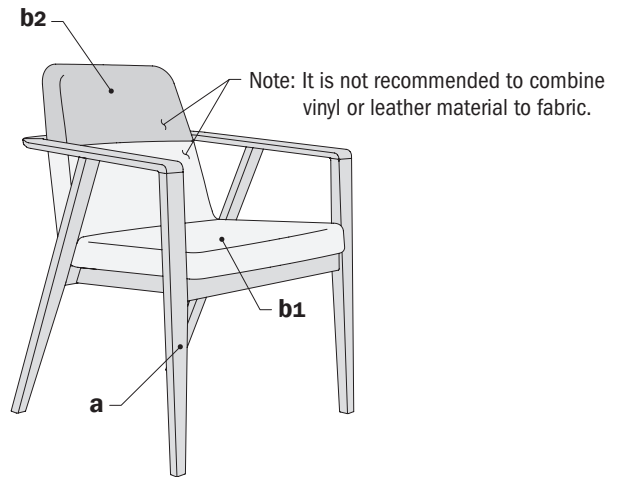
b. fabric selection;

b1.) seat and lower back

- ☐ vendor
☐ pattern
☐ color

b2.) upper back

- ☐ vendor
☐ pattern
☐ color



Bourne Tables Order Check List:



Specify:

☐ 1. Model Number

☐ 2. Top Material

 a.) Veneer

 1.) Wood Species - Cherry (CH1), Maple (MA1), Walnut (WA1) or Double Cut (DC1)

 2.) Wood Finish

 b.) Laminate

 1.) Laminate Color

 c.) Solid Surface

 1.) Solid Surface Color - Armadillo (ARM), Black Pearl (BLP), Pebble Pearl (PEB), or Pure White (PUR)

☐ 3. Legs/Apron Wood Species

 a.) Maple (M)

 1.) Wood or Paint Color

 b.) Walnut (W) (upcharge applies)

 1.) Wood Finish

Example:

BU2448-17TTWL	WA1	MCH	W	ESP
(model #)	(veneer species)	(wood finish)	(legs/apron species)	(wood finish)

1. Model Number

2. Top Material Selection:

<u>Veneer</u>		Flat Cut	
Cherry (CH1)		Maple (MA1)	
BRL	Barley	ALM	Ale Medium
BBM	Bourbon Medium	BUT	Butterscotch
BRM	Brighton Medium	CIN	Cinnamon
CLA	Classic	FLX	Flax
CLL	Collectors	VEN	Venetian
EAR	Earthy	Walnut (WA1)	
HRV	Harvest	AUB	Auburn
LGC	Legacy	ESP	Espresso
PRL	Praline	MCH	Mocha
SAF	Saffron	NTO	Night Owl
		SIE	Sienna
		TOF	Toffee
		TRF	Truffle
Double Cut (DC1)			
COF	Coffee		
CRM	Cremello		
FOS	Fossil		
GRH	Graphite		
KHK	Khaki		
STU	Studio Teak		

Top Material Selection (continued):

<u>Laminate</u>			
<u>Veneer Grain Pattern Laminates</u>			
AGA	Aged Ash	MCH	Mocha
ALL	Ale Light	NTO	Night Owl
BLO	Blonde Echo	OAT	Oatmeal Cookie
BOL	Bourbon Light	PIN	Pinnacle Walnut
BZW	Brazilwood	PRL	Praline
BGL	Brighton Light	SIE	Sienna
CLL	Collectors	STU	Studio Teak
FLO	Florence Walnut	TRF	Truffle
GRH	Graphite	VIN	Vintage
HRV	Harvest	WLH	Walnut Heights
HGL	High Line	WEA	Weathered Ash
<u>Solid Laminates</u>			
ALB	Alabaster	SHD	Shadow
BBL	Bridal Blanco	SLG	Slate Grey
DWH	Designer White		
<u>Solid Surface</u>			
ARM	Armadillo	PEB	Pebble Pearl
BLP	Black Pearl	PUR	Pure White

3. Legs/Apron Selection:
Maple (MA1)

Wood Finish:

CAG	Aged Ash Coordinate	CFO	Fossil Coordinate
CAL	Ale Light Coordinate	CGR	Graphite Coordinate
ALM	Ale Medium	HRV	Harvest
AUB	Auburn	CHL	High Line Coordinate
BRL	Barley	CKC	Khaki Coordinate
CBE	Blonde Echo Coordinate	LGC	Legacy
CBO	Bourbon Light Coordinate	MCH	Mocha
BBM	Bourbon Medium	NTO	Night Owl
CBZ	Brazilwood Coordinate	COA	Oatmeal Cookie Coordinate
CBG	Brighton Light Coordinate	CPI	Pinnacle Walnut Coordinate
BRM	Brighton Medium	PRL	Praline
BUT	Butterscotch	SAF	Saffron
CIN	Cinnamon	SIE	Sienna
CLA	Classic	CST	Studio Teak Coordinate
CCF	Coffee Coordinate	TOF	Toffee
CLL	Collectors	TRF	Truffle
CCR	Cremello Coordinate	VEN	Venetian
EAR	Earthy	CVI	Vintage Coordinate
ESP	Espresso	CWH	Walnut Heights Coordinate
FLX	Flax	CWE	Weathered Ash Coordinate
CFL	Florence Walnut Coordinate		

Paint Color:

BKD	Backdrop	GRV	Greek Villa
BFX	Black Fox	NET	Network Gray
BWH	Bright White	NWH	Nonchalant White
CGP	Cargo Pants	STM	Storm
CHT	Chatroom	TRC	Tricorn Black
FRR	French Roast		

Walnut (WA1) (upcharge applies)
Wood Finish:

AUB	Auburn	SIE	Sienna
ESP	Espresso	TOF	Toffee
MCH	Mocha	TRF	Truffle
NTO	Night Owl		

Table Order Check List

a. worksurface - veneer, laminate, or solid surface choice

(choose one)

- | | |
|---------------------------------|--|
| <input type="checkbox"/> cherry | <input type="checkbox"/> double cut |
| <input type="checkbox"/> maple | <input type="checkbox"/> laminate |
| <input type="checkbox"/> walnut | <input type="checkbox"/> solid surface |

finish, laminate or solid surface color:

(see previous page for choices) _____

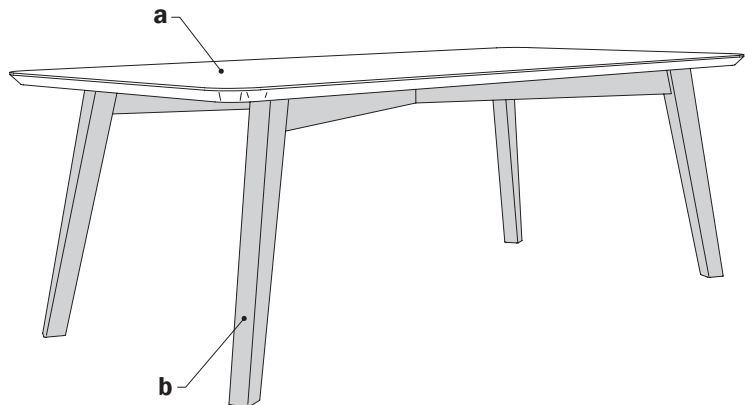
b. legs/apron





(choose one)




- | |
|--|
| <input type="checkbox"/> maple |
| <input type="checkbox"/> walnut (upcharge applies) |

legs/apron finish/paint color:

(see above for choices) _____



Description	1 Model	Specifications	List Price Per Grade
Guest Chair - Single Textile 	BU7511D · wall saver · maple frame standard · walnut frame available, specify and add \$234 list · walnut frame not available on JSI Quickship program	Dimensions	COM \$1,445
		Overall	A \$1,458
		Seat	B \$1,482
		Arm	COL/C \$1,526
		Upholstery	D \$1,583
		Shipping	E \$1,641
		COM Ydg	F \$1,728
		COL Sq Ft	G \$1,824
			H \$1,923
			I \$2,081
Guest Chair - Dual Textile 	BU7511E · wall saver · dual textile back; specify two textiles when ordering, see page BUS3 · maple frame standard · walnut frame available, specify and add \$234 list · walnut frame not available on JSI Quickship program	Dimensions	COM \$1,511
		Overall	A \$1,526
		Seat	B \$1,557
		Arm	COL/C \$1,609
		Upholstery	D \$1,678
		Shipping	E \$1,747
		COM Ydg	F \$1,852
		COL Sq Ft	G \$1,965
			H \$2,087
			I \$2,275
Lounge Chair - Single Textile 	BU7521D · maple frame standard · walnut frame available, specify and add \$289 list · walnut frame not available on JSI Quickship program	Dimensions	COM \$1,702
		Overall	A \$1,718
		Seat	B \$1,748
		Arm	COL/C \$1,801
		Upholstery	D \$1,869
		Shipping	E \$1,937
		COM Ydg	F \$2,043
		COL Sq Ft	G \$2,157
			H \$2,278
			I \$2,466
Lounge Chair - Dual Textile 	BU7521E · dual textile back; specify two textiles when ordering, see page BUS3 · maple frame standard · walnut frame available, specify and add \$289 list · walnut frame not available on JSI Quickship program	Dimensions	COM \$1,772
		Overall	A \$1,790
		Seat	B \$1,826
		Arm	COL/C \$1,887
		Upholstery	D \$1,966
		Shipping	E \$2,046
		COM Ydg	F \$2,170
		COL Sq Ft	G \$2,303
			H \$2,443
			I \$2,664

Description		① Model	Specifications			List Price Per Grade		
<div>Ottoman</div> <div>NOW!</div> 	<div>BU7504C</div> <ul style="list-style-type: none">· maple frame standard· walnut frame available, specify and add \$98 list· walnut frame not available on JSI Quickship program	Dimensions	D	W	H	COM	\$962	
		Overall	18	22	13 ¼	A	\$971	
		Upholstery	Shipping				B	\$986
		COM Ydg	¾	Ctn Wt	10	COL/C	\$1,012	
		COL Sq Ft	14	Cu Ft	5	D	\$1,046	
						E	\$1,081	
						F	\$1,134	
						G	\$1,190	
						H	\$1,251	
						I	\$1,346	
						J	\$1,459	
						L1	\$1,231	
						L2	\$1,307	
<div>Counter Height Stool</div> <div>NOW!</div> 	<div>BU7514D</div> <ul style="list-style-type: none">· coordinates with counter height tables· metal foot rail· maple frame standard· walnut frame available, specify and add \$175 list· walnut frame not available on JSI Quickship program	Dimensions	D	W	H	COM	\$1,253	
		Overall	18 ¼	18	27 ½	A	\$1,262	
		Seat	14 ½	18	24	B	\$1,276	
		Upholstery	Shipping				COL/C	\$1,303
		COM Ydg	¾	Ctn Wt	18	D	\$1,337	
		COL Sq Ft	14	Cu Ft	7	E	\$1,372	
						F	\$1,425	
						G	\$1,481	
						H	\$1,542	
						I	\$1,637	
						J	\$1,750	
						L1	\$1,522	
						L2	\$1,598	
<div>Bar Stool</div> <div>NOW!</div> 	<div>BU7518D</div> <ul style="list-style-type: none">· coordinates with bar height tables· metal foot rail· maple frame standard· walnut frame available, specify and add \$175 list· walnut frame not available on JSI Quickship program	Dimensions	D	W	H	COM	\$1,253	
		Overall	19 ½	18	33 ½	A	\$1,262	
		Seat	14 ½	18	30	B	\$1,276	
		Upholstery	Shipping				COL/C	\$1,303
		COM Ydg	¾	Ctn Wt	20	D	\$1,337	
		COL Sq Ft	14	Cu Ft	8	E	\$1,372	
						F	\$1,425	
						G	\$1,481	
						H	\$1,542	
						I	\$1,637	
						J	\$1,750	
						L1	\$1,522	
						L2	\$1,598	

To Order, Specify:

- Model Number
- Wood Species:
 - Maple (M)
 - Walnut (W) - upcharge applies
- Finish
 - Maple Finish
 - Walnut Finish
- Fabric Selection - vendor, pattern and color
 - Seat and Lower Back
 - Upper Back (only available on Dual Textile chairs)
- Metal Foot Rail Color - Arctic Silver (ASL), Matte Black (MBK), Pewter (PEW) or Soft Nickel (SNK)
- Optional Rubber Cushion Nylon Glides - no upcharge

When ordering Quickship products, place a "Q" in front of model number.
 Example: QB7511D

Need it.

JSI Quickship

4a Wood Finish Options:

Maple	
CAG	Aged Ash Coordinate
CAL	Ale Light Coordinate
ALM	Ale Medium
AUB	Auburn
BRL	Barley
CBE	Blonde Echo Coordinate
CBO	Bourbon Light Coordinate
BBM	Bourbon Medium
CBZ	Brazilwood Coordinate
CBG	Brighton Light Coordinate
BRM	Brighton Medium
BUT	Butterscotch
CIN	Cinnamon
CLA	Classic
CCF	Coffee Coordinate
CLL	Collectors
CCR	Cremello Coordinate
EAR	Earthy
ESP	Espresso
FLX	Flax
CFL	Florence Walnut Coordinate
CFO	Fossil Coordinate
CGR	Graphite Coordinate
HRV	Harvest
CHL	High Line Coordinate
CKC	Khaki Coordinate
LGC	Legacy
MCH	Mocha
NTD	Night Owl
COA	Oatmeal Cookie Coordinate
CPI	Pinnacle Walnut Coordinate
PRL	Praline
SAF	Saffron
SIE	Sienna
CST	Studio Teak Coordinate
TOF	Toffee
TRF	Truffle
VEN	Venetian
CVI	Vintage Coordinate
CWH	Walnut Heights Coordinate
CWE	Weathered Ash Coordinate

4b Maple Finish Options: (upcharge applies)

AUB	Auburn	SIE	Sienna
ESP	Espresso	TOF	Toffee
MCH	Mocha	TRF	Truffle
NTD	Night Owl		

- Visit www.jsifurniture.com/finishes-and-materials/textiles for our textiles program. See selection of standard and graded in manufacturers and patterns.

Specifications

- Wood Species - Maple or Walnut.
- Seats are upholstered with high density polyurethane foam.
- Backs are tapered and upholstered with polyurethane foam.
- Mortise and tenon construction with corner blocks, glue and screws.
- Standard with rubber cushion metal glides.

Description	D	W	H	CTN WT	CU FT	① Model	Flat Cut or HPL Laminate Top	Double Cut Top	Solid Surface Top
Rectangular Coffee Table	24	48	17	39	11	BU2448-17TTWL	\$1,593	\$1,658	\$2,553

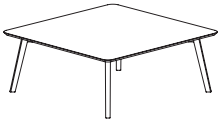
NOW!



- ships KD
- knife edge
- maple legs/apron standard
- walnut legs/apron available, specify and add \$167 list
- walnut legs/apron not available on JSI Quickship program

Square Coffee Table	42	42	17	54	16	BU4242-17TTWL	\$1,659	\$1,726	\$3,718
---------------------	----	----	----	----	----	---------------	---------	---------	---------

NOW!



- ships KD
- knife edge
- maple legs/apron standard
- walnut legs/apron available, specify and add \$167 list
- walnut legs/apron not available on JSI Quickship program

Round Coffee Table	42	42	17	45	16	BU42-17RDWL	\$1,573	\$1,639	\$3,633
	36	36	17	36	12	BU36-17RDWL	\$1,520	\$1,586	\$3,023

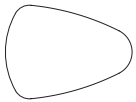
NOW!



- ships KD
- three legs
- knife edge
- maple legs/apron standard
- walnut legs/apron available, specify and add \$167 list
- walnut legs/apron not available on JSI Quickship program

Triangular Coffee Table	36	48	17	42	16	BU3648-17PKWL	\$1,578	\$1,642	\$3,637
-------------------------	----	----	----	----	----	---------------	---------	---------	---------

NOW!



- ships KD
- three legs
- knife edge
- maple legs/apron standard
- walnut legs/apron available, specify and add \$167 list
- walnut legs/apron not available on JSI Quickship program

Description	D	W	H	CTN WT	CU FT	① Model	Flat Cut or HPL Laminate Top	Double Cut Top	Solid Surface Top
Square Side Table	20	20	21	22	4	BU2020-21TTWL	\$1,504	\$1,568	\$2,101

NOW!



- ships KD
- knife edge
- maple legs/apron standard
- walnut legs/apron available, specify and add \$167 list
- walnut legs/apron not available on JSI Quickship program

Round Side Table	24	24	21	23	6	BU24-21RDWL	\$1,443	\$1,510	\$2,116
-------------------------	----	----	----	----	---	-------------	---------	---------	---------

NOW!



- ships KD
- three legs
- knife edge
- maple legs/apron standard
- walnut legs/apron available, specify and add \$167 list
- walnut legs/apron not available on JSI Quickship program

To Order, Specify:**① Model Number****② Top Material:**

a.) Veneer

- 1.) Wood Species - Cherry (CH1), Maple (MA1), Walnut (WA1) or Double Cut (DC1)

a.) Finish Color

b.) Laminate

- 1.) Laminate Color

c.) Solid Surface - Armadillo (ARM), Black Pearl (BLP), Pebble Pearl (PEB), or Pure White (PUR)

③ Legs/Apron Species:

a.) Maple (M)

- 1.) Finish Color or Paint Color on maple legs/apron

b.) Walnut (W) - upcharge applies

- 1.) Finish Color - walnut finishes only on walnut legs/apron

②a Veneer Top Finish Options:**Cherry**

BRL Barley
BBM Bourbon Medium
BRM Brighton Medium
CLA Classic
CLL Collectors
EAR Earthy
HRV Harvest
LGC Legacy
PRL Praline
SAF Saffron

Maple

ALM Ale Medium
BUT Butterscotch
CIN Cinnamon
FLX Flax
VEN Venetian

Walnut

AUB Auburn
ESP Espresso
MCH Mocha
NTO Night Owl
SIE Sienna
TOF Toffee
TRF Truffle

Double Cut

COF Coffee
CRM Cremello
FOS Fossil
GRH Graphite
KHK Khaki
STU Studio Teak

②b Laminate Top Options:**Veneer Grain Pattern Laminates**

AGA Aged Ash	GRH Graphite	SIE Sienna
ALL Ale Light	HRV Harvest	STU Studio Teak
BLO Blonde Echo	HGL High Line	TRF Truffle
BOL Bourbon Light	MCH Mocha	VIN Vintage
BZW Brazilwood	NTO Night Owl	WLH Walnut Heights
BGL Brighton Light	OAT Oatmeal Cookie	WEA Weathered Ash
CLL Collectors	PIN Pinnacle Walnut	
FLO Florence Walnut	PRL Praline	

Solid Laminates

ALB Alabaster
BBL Bridal Blanco
DWH Designer White

②c Solid Surface Top Options:

ARM Armadillo
BLP Black Pearl
PEB Pebble Pearl
PUR Pure White

②a Maple Legs/Apron Finish Options:

CAG Aged Ash Coordinate	CFO Fossil Coordinate
CAL Ale Light Coordinate	CGR Graphite Coordinate
ALM Ale Medium	HRV Harvest
AUB Auburn	CHL High Line Coordinate
BRL Barley	CKC Khaki Coordinate
CBE Blonde Echo Coordinate	LGC Legacy
CBO Bourbon Light Coordinate	MCH Mocha
BBM Bourbon Medium	NTO Night Owl
CBZ Brazilwood Coordinate	COA Oatmeal Cookie Coordinate
CBG Brighton Light Coordinate	CPI Pinnacle Walnut Coordinate
BRM Brighton Medium	PRL Praline
BUT Butterscotch	SAF Saffron
CIN Cinnamon	SIE Sienna
CLA Classic	STF Studio Teak Coordinate
CCF Coffee Coordinate	TOF Toffee
CLL Collectors	TRF Truffle
CCR Cremello Coordinate	VEN Venetian
EAR Earthy	CVI Vintage Coordinate
ESP Espresso	CWH Walnut Heights Coordinate
FLX Flax	CWE Weathered Ash Coordinate
CFL Florence Walnut Coordinate	

Paint Colors for Maple

BKD Backdrop	GRV Greek Villa
BFX Black Fox	NET Network Gray
BWH Bright White	NWH Nonchalant White
CGP Cargo Pants	STM Storm
CHT Chatroom	TRC Tricorn Black
FRR French Roast	

②b Walnut Legs/Apron Finish Options:

AUB Auburn
ESP Espresso
MCH Mocha
NTO Night Owl
SIE Sienna
TOF Toffee
TRF Truffle

When ordering Quickship products, place a "Q" in front of model number.
Example: QBU7521D

Need it.

JSI Quickship

NOW!

Bryn Order Check List:



Specify:

☐ 1. Model Number

☐ 2. Wood Species - Rift Cut White Oak (WK4)

☐ 3. Wood Finish/Color

☐ 4. Plastic Color - Extra White (EWM), Gray Screen (GRS), Kiwi Green (KGR), Toile Red (TRD), or Tricorn Black (TBM)

☐ 5. Metal Frame Tier/ Color:

A. Tier 1 - no upcharge

B. Tier 2 - add \$48 list

C. Tier 3 - add \$93 list

D. Tier 4 - add \$140 list

☐ 6. Fabric Selection - vendor, pattern and color

Example:

BY2103WU (model #)	WK4 (wood species)	AUB (finish)	MBK (metal color)	MOMENTUM (fabric vendor)	VOX (pattern name)	MYSTIC (pattern color)
-----------------------	-----------------------	-----------------	----------------------	-----------------------------	-----------------------	---------------------------

1. Model Number

2. Wood Species - Rift Cut White Oak

3. Wood Finish/Color Options:	
CAG Aged Ash Coordinate	CFL Florence Walnut Coordinate
CAL Ale Light Coordinate	CFO Fossil Coordinate
ALM Ale Medium	CGR Graphite Coordinate
AUB Auburn	HRV Harvest
BRL Barley	CHL High Line Coordinate
CBE Blonde Echo Coordinate	HEN Henna
CBO Bourbon Light Coordinate	HNY Honey
BBM Bourbon Medium	CKC Khaki Coordinate
CBZ Brazilwood Coordinate	LGC Legacy
CBG Brighton Light Coordinate	MCH Mocha
BRM Brighton Medium	NTO Night Owl
BRW Brownie	NUT Nut Brown
BUT Butterscotch	COA Oatmeal Cookie Coordinate
CAN Canyon	CPI Pinnacle Walnut Coordinate
CIN Cinnamon	PRL Praline
CIT Citron	SAF Saffron
CLA Classic	SIE Sienna
CCF Coffee Coordinate	CST Studio Teak Coordinate
CLL Collectors	TOF Toffee
CCR Cremello Coordinate	TRF Truffle
DES Desert	VEN Venetian
EAR Earthy	CVI Vintage Coordinate
ECU Ecu	CWH Walnut Heights Coordinate
ESP Espresso	CWE Weathered Ash Coordinate
FLX Flax	

4. Plastic Color:	
EWM Extra White	TRD Toile Red
GRS Gray Screen	TBM Tricorn Black
KGR Kiwi Green	

5. Metal Frame Tier/Color:	
Tier 1:	
MBK Matte Black	CHR Chrome
Tier 2: add \$48 list	
ASL Arctic Silver	BWH Bright White
PEW Pewter	SNK Soft Nickel
Tier 3: add \$93 list	
CAR Carmine Red (RAL3002)	SPB Sapphire Blue (RAL4007)
LGR Leaf Green (RAL6002)	TBL Traffic Blue (RAL5017)
PPV Purple Violet (RAL4007)	ZYL Zinc Yellow (RAL1018)
SIG Signal Orange (RAL2010)	
Tier 4: add \$140 list	
BRD Beige Red (RAL3012)	SGR Signal Green (RAL6032)
COP Copper Brown (RAL8004)	SGY Silk Grey (RAL7044)
HYL Honey Yellow (RAL1005)	SKY Sky Blue(RAL5015)
MTQ Mint Turquoise (RAL6033)	TQP Turquoise Pastel (RAL6034)
OGR Olive Green (RAL6003)	TRD Traffic Red (RAL3020)
QZG Quartz Grey (RAL7039)	MHB Mahogany Brown (RAL8016)
SAL Salmon Orange (RAL2012)	

Chrome Frame dictate chrome glides/ back support bracketry.
Matte Black Frame dictate black glides/ back support bracketry.
All other Frame color dictates chrome glides/back support bracketry.

6. Fabric Selection -Please supply the following:
Fabric vendor/ Pattern name/ Pattern color

[For a complete list of JSI Standard and Graded-In Textiles click here](#)

When specifying contrasting upholstery, indicate clearly which upholstery is to be applied to the seat and back. Use higher grade pricing.

- Indicate direction of fabric - Railroaded or Up the Roll
- Please provide illustration, if available

All COM orders must include the following:

- Fabric vendor's name, pattern name and color
- Sample of the fabric attached to order
- Model numbers of items for fabric application
- Special application instructions (e.g., all stripes will be applied front to back unless specified otherwise)
- Customer and purchase order number

Ship prepaid COM

material to:

JSI

Attn: COM Department

201 East Martin Street


Receiving B, Dock 71

Orleans, IN 47452

Application of fabric:

Railroaded

Up the Roll



All COM orders will ship at standard lead time from receipt of COM except for orders requiring special custom matched finishes.

Description	1 Model	Specifications	List Price Per Grade																												
Guest Chair	BY2101PP - All Plastic BY2101PU - Uph. Seat · seated height · arms	<table> <tr> <th>Dimensions</th><th>D</th><th>W</th><th>H</th></tr> <tr> <td>Overall</td><td>22 ¾</td><td>21 ¾</td><td>31 ¼</td></tr> <tr> <td>Seat</td><td>18</td><td>17 ¼</td><td>17 ½</td></tr> <tr> <td>Arm</td><td></td><td></td><td>25 ½</td></tr> <tr> <th>Upholstery</th><th colspan="3">Shipping</th></tr> <tr> <td>COM Ydg</td><td>¾</td><td>Ctn Wt</td><td>19</td></tr> <tr> <td>COL Sq Ft</td><td>14</td><td>Cu Ft</td><td>14</td></tr> </table>	Dimensions	D	W	H	Overall	22 ¾	21 ¾	31 ¼	Seat	18	17 ¼	17 ½	Arm			25 ½	Upholstery	Shipping			COM Ydg	¾	Ctn Wt	19	COL Sq Ft	14	Cu Ft	14	All Plastic \$808 COM \$952 A \$960 B \$978 COL/C \$1,009 D \$1,050 E \$1,091 F \$1,154 G \$1,219 H \$1,291 I \$1,403 J \$1,537 L1 \$1,269 L2 \$1,359
Dimensions	D	W	H																												
Overall	22 ¾	21 ¾	31 ¼																												
Seat	18	17 ¼	17 ½																												
Arm			25 ½																												
Upholstery	Shipping																														
COM Ydg	¾	Ctn Wt	19																												
COL Sq Ft	14	Cu Ft	14																												

Guest Chair	BY2101WW - All Wood BY2101WU - Uph. Seat · seated height · arms	<table> <tr> <th>Dimensions</th><th>D</th><th>W</th><th>H</th></tr> <tr> <td>Overall</td><td>22 ¾</td><td>21 ¾</td><td>31 ¼</td></tr> <tr> <td>Seat</td><td>18</td><td>17 ¼</td><td>17 ½</td></tr> <tr> <td>Arm</td><td></td><td></td><td>25 ½</td></tr> <tr> <th>Upholstery</th><th colspan="3">Shipping</th></tr> <tr> <td>COM Ydg</td><td>¾</td><td>Ctn Wt</td><td>19</td></tr> <tr> <td>COL Sq Ft</td><td>14</td><td>Cu Ft</td><td>14</td></tr> </table>	Dimensions	D	W	H	Overall	22 ¾	21 ¾	31 ¼	Seat	18	17 ¼	17 ½	Arm			25 ½	Upholstery	Shipping			COM Ydg	¾	Ctn Wt	19	COL Sq Ft	14	Cu Ft	14	All Wood \$1,133 COM \$1,139 A \$1,149 B \$1,165 COL/C \$1,199 D \$1,236 E \$1,277 F \$1,339 G \$1,407 H \$1,478 I \$1,591 J \$1,727 L1 \$1,456 L2 \$1,547
Dimensions	D	W	H																												
Overall	22 ¾	21 ¾	31 ¼																												
Seat	18	17 ¼	17 ½																												
Arm			25 ½																												
Upholstery	Shipping																														
COM Ydg	¾	Ctn Wt	19																												
COL Sq Ft	14	Cu Ft	14																												

To Order, Specify:

- 1 Model Number
- 2 Wood Species - Rift Cut White Oak (WK4)
- 3 Wood Finish/Color
- 4 Plastic Color
- 5 Metal Frame Color
- 6 Fabric Selection - vendor, pattern and color

Specifications

- Wood species - Rift Cut White Oak.
- Wall saver feature.
- Standard with felt glides.

3 Wood Finish/Color Options:

Rift Cut White Oak	
CAG Aged Ash Coordinate	CFL Florence Walnut Coordinate
CAL Ale Light Coordinate	CFO Fossil Coordinate
ALM Ale Medium	CGR Graphite Coordinate
AUB Auburn	HRV Harvest
BRL Barley	HEN Henna
CBE Blonde Echo Coordinate	CHL High Line Coordinate
CBO Bourbon Light Coordinate	HNY Honey
BBM Bourbon Medium	CKC Khaki Coordinate
CBZ Brazilwood Coordinate	LGC Legacy
CBG Brighton Light Coordinate	MCH Mocha
BRM Brighton Medium	NTO Night Owl
BRW Brownie	NUT Nut Brown
BUT Butterscotch	COA Oatmeal Cookie Coordinate
CAN Canyon	CPI Pinnacle Walnut Coordinate
CIN Cinnamon	PRL Praline
CIT Citron	SAF Saffron
CLA Classic	SIE Sienna
CCF Coffee Coordinate	CST Studio Teak Coordinate
CLL Collectors	TOF Toffee
CCR Cremello Coordinate	TRF Truffle
DES Desert	VEN Venetian
EAR Earthy	CVI Vintage Coordinate
ECU Ecru	CWH Walnut Heights Coordinate
ESP Espresso	CWE Weathered Ash Coordinate
FLX Flax	

4 Plastic Color:

EWM Extra White	KGR Kiwi Green	TBM Tricorn Black
GRS Gray Screen	TRD Toile Red	


5 Metal Frame Tier/Color:



Tier 1:	Tier 2: Add \$48 list
MBK Matte Black	ASL Arctic Silver
CHR Chrome	BWH Bright White
	PEW Pewter
	SNK Soft Nickel

Tier 3: Add \$93 list

CAR Carmine Red	BRD Beige Red	SGR Signal Green
LGR Leaf Green	COP Copper Brown	SGY Silk Grey
PPB Purple Violet	HYL Honey Yellow	TQP Turquoise Pastel
SIG Signal Orange	MTQ Mint Turquoise	TRD Traffic Red
SPB Sapphire Blue	OGR Olive Green	MHB Mahogany Brown
TBL Traffic Blue	QZG Quartz Grey	
ZYL Zinc Yellow	SAL Salmon Orange	

- 6 Visit www.jsifurniture.com/finishes-and-materials/textiles for our textiles program. See selection of standard and graded in manufacturers and patterns.

Description	1 Model	Specifications	List Price Per Grade
Counter Height Stool 	BY2104UU · counter height · armless · upholstered seat and upholstered back	Dimensions	COM \$1,367
		Overall 19 ¼ 17 37	A \$1,379
		Seat 16 15 ¼ 25 ⅝	B \$1,403
		Upholstery	COL/C \$1,445
		Shipping	D \$1,498
		COM Ydg 1 Ctn Wt 21	E \$1,552
		COL Sq Ft 18 Cu Ft 13	F \$1,636
			G \$1,725
			H \$1,821
			I \$1,972
			J \$2,149
			L1 \$1,791
			L2 \$1,909

Bar Height Stool Barstool  	BY2108PP - All Plastic BY2108PU - Uph. Seat · bar height · armless	Dimensions	All Plastic \$1,070
		Overall 19 ¼ 17 40 ¾	COM \$1,213
		Seat 16 15 ¼ 29 ¾	A \$1,222
		Upholstery	B \$1,239
		Shipping	COL/C \$1,271
		COM Ydg ¾ Ctn Wt 22	D \$1,311
		COL Sq Ft 14 Cu Ft 13	E \$1,353
			F \$1,415
			G \$1,482
			H \$1,553
			I \$1,665
			J \$1,799
			L1 \$1,531
			L2 \$1,621

BY2108PP
plastic seatBY2108PU
uph. seat**To Order, Specify:**

- 1 Model Number
- 2 Wood Species - Rift Cut White Oak (WK4)
- 3 Wood Finish/Color
- 4 Plastic Color
- 5 Metal Frame Color
- 6 Fabric Selection - vendor, pattern and color

Specifications

- Wood species - Rift Cut White Oak.
- Wall saver feature.
- Standard with felt glides.

3 Wood Finish/Color Options:**Rift Cut White Oak**

CAG	Aged Ash Coordinate
CAL	Ale Light Coordinate
ALM	Ale Medium
AUB	Auburn
BRL	Barley
CBE	Blonde Echo Coordinate
CBO	Bourbon Light Coordinate
BBM	Bourbon Medium
CBZ	Brazilwood Coordinate
CBG	Brighton Light Coordinate
BRM	Brighton Medium
BRW	Brownie
BUT	Butterscotch
CAN	Canyon
CIN	Cinnamon
CIT	Citron
CLA	Classic
CCF	Coffee Coordinate
CLL	Collectors
CCR	Cremello Coordinate
DES	Desert
EAR	Earthy
ECU	Ecu
ESP	Espresso
FLX	Flax

CFL	Florence Walnut Coordinate
CFO	Fossil Coordinate
CGR	Graphite Coordinate
HRV	Harvest
HEN	Henna
CHL	High Line Coordinate
HNY	Honey
CKC	Khaki Coordinate
LGC	Legacy
MCH	Mocha
NUT	Nut Brown
NTO	Night Owl
COA	Oatmeal Cookie Coordinate
CPI	Pinnacle Walnut Coordinate
PRL	Praline
SAF	Saffron
SIE	Sienna
CST	Studio Teak Coordinate
TOF	Toffee
TRF	Truffle
VEN	Venetian
CVI	Vintage Coordinate
CWH	Walnut Heights Coordinate
CWE	Weathered Ash Coordinate

4 Plastic Color:

EWM	Extra White	KGR	Kiwi Green	TBM	Tricorn Black
GRS	Gray Screen	TRD	Toile Red		

5 Metal Frame Tier/Color:

Tier 1:
 MBK Matte Black
 CHR Chrome

Tier 2: Add \$48 list
 ASL Arctic Silver
 BWH Bright White
 PEW Pewter
 SNK Soft Nickel


Tier 3: Add \$93 list

CAR	Carmin Red
LGR	Leaf Green
PPB	Purple Violet
SIG	Signal Orange
SPB	Sapphire Blue
TBL	Traffic Blue
ZYL	Zinc Yellow


Tier 4: Add \$140 list

BRD	Beige Red	SGR	Signal Green
COP	Copper Brown	SGY	Silk Grey
HYL	Honey Yellow	TQD	Turquoise Pastel
MTQ	Mint Turquoise	TRD	Traffic Red
OGR	Olive Green	MHB	Mahogany Brown
QZG	Quartz Grey		
SAL	Salmon Orange		

- 6 Visit www.jsifurniture.com/finishes-and-materials/textiles for our textiles program. See selection of standard and graded in manufacturers and patterns.

Description		1 Model	Specifications			List Price Per Grade	
Bar Height Stool Barstool		BY2108WW - All Wood BY2108WU - Uph. Seat	Dimensions	D	W	H	All Wood \$1,385
 <div>BY2108WW wood seat</div> <div>BY2108WU uph. seat</div>		· bar height	Overall	19 ¼	17	40 ¾	COM \$1,402
		· armless	Seat	16	15 ¼	29 ¾	A \$1,410
			Upholstery	Shipping			B \$1,428
			COM Ydg	¾	Ctn Wt	22	COL/C \$1,460
			COL Sq Ft	14	Cu Ft	13	D \$1,499
							E \$1,539
							F \$1,602
							G \$1,670
							H \$1,740
							I \$1,853
						J \$1,988	
						L1 \$1,720	
						L2 \$1,807	

Bar Height Stool Barstool



BY2108UU

- bar height
- armless
- upholstered seat and upholstered back

Dimensions	D	W	H
Overall	19 ¼	17	40 ¾
Seat	16	15 ¼	29 ¾
Upholstery		Shipping	
COM Ydg	1	Ctn Wt	22
COL Sq Ft	18	Cu Ft	13

COM \$1,398

A \$1,410

B \$1,433

COL/C \$1,476

D \$1,530

E \$1,583

F \$1,667

G \$1,755

H \$1,851

I \$2,000

J \$2,180

L1 \$1,823

L2 \$1,942

To Order, Specify:

- 1 Model Number
- 2 Wood Species - Rift Cut White Oak (WK4)
- 3 Wood Finish/Color
- 4 Plastic Color
- 5 Metal Frame Color
- 6 Fabric Selection - vendor, pattern and color

Specifications

- Wood species - Rift Cut White Oak.
- Wall saver feature.
- Standard with felt glides.

3 Wood Finish/Color Options:

Rift Cut White Oak			
CAG	Aged Ash Coordinate	CFL	Florence Walnut Coordinate
CAL	Ale Light Coordinate	CFO	Fossil Coordinate
ALM	Ale Medium	CGR	Graphite Coordinate
AUB	Auburn	HRV	Harvest
BRL	Barley	HEN	Henna
CBE	Blonde Echo Coordinate	CHL	High Line Coordinate
CBO	Bourbon Light Coordinate	HNY	Honey
BBM	Bourbon Medium	CKC	Khaki Coordinate
CBZ	Brazilwood Coordinate	LGC	Legacy
CBG	Brighton Light Coordinate	MCH	Mocha
BRM	Brighton Medium	NTO	Night Owl
BRW	Brownie	NUT	Nut Brown
BUT	Butterscotch	COA	Oatmeal Cookie Coordinate
CAN	Canyon	CPI	Pinnacle Walnut Coordinate
CIN	Cinnamon	PRL	Praline
CIT	Citron	SAF	Saffron
CLA	Classic	SIE	Sienna
CCF	Coffee Coordinate	CST	Studio Teak Coordinate
CLL	Collectors	TOF	Toffee
CCR	Cremello Coordinate	TRF	Truffle
DES	Desert	VEN	Venetian
EAR	Earthy	CVI	Vintage Coordinate
ECU	Ecru	CWH	Walnut Heights Coordinate
ESP	Espresso	CWE	Weathered Ash Coordinate
FLX	Flax		

4 Plastic Color:

EWM	Extra White	KGR	Kiwi Green	TBM	Tricorn Black
GRS	Gray Screen	TRD	Toile Red		

5 Metal Frame Tier/Color:

Tier 1:	Tier 2: Add \$48 list
MBK Matte Black	ASL Arctic Silver
CHR Chrome	BWH Bright White
	PEW Pewter
	SNK Soft Nickel

Tier 3: Add \$93 list Tier 4: Add \$140 list

CAR	Carmine Red	BRD	Beige Red	SGR	Signal Green
LGR	Leaf Green	COP	Copper Brown	SGY	Silk Grey
PPB	Purple Violet	HYL	Honey Yellow	TQP	Turquoise Pastel
SIG	Signal Orange	MTQ	Mint Turquoise	TRD	Traffic Red
SPB	Sapphire Blue	OGR	Olive Green	MHB	Mahogany Brown
TBL	Traffic Blue	QZG	Quartz Grey		
ZYL	Zinc Yellow	SAL	Salmon Orange		

- 6 Visit www.jsifurniture.com/finishes-and-materials/textiles for our textiles program. See selection of standard and graded in manufacturers and patterns.



Table of Contents

Freestanding Seating.....CV8

Modular Seating.....CV16

Modular Seating with 52" Screen.....CV20

Modular Seating with 44" Screen.....CV24

Modular Seating with 44" Screen and Stand up Surface.....CV28

Sectional Seating.....CV32

Media Panel and Runoff Table.....CV34

Desk Pods.....CV36

Media Credenza and Work Table.....CV38

Accessories.....CV40

C̄AAV Seating Order Check List:



Specify:

- ☐ 1. Model Number
- ☐ 2. Wood Species - STANDARD Maple (M) - no upcharge, Walnut (W) or White Oak (WK1) - upcharge applies
- ☐ 3. Wood Finish
- ☐ 4. Fabric Selection - vendor, pattern and color
 - Specify Fabric for Seating
 - Specify Fabric for Surround/Wing/Hood
- ☐ 5. Metal Color
- ☐ 6. Optional Tablet Arm - Indicate tablet (TBT), left (TBL) or right (TBR); Laminate or Veneer - add \$715 list per arm
- ☐ 7. Optional Power - Specify location and add \$335 list; specify color Black (B) or White (W)
 - Chairs - Indicate as seated Right (PUR) or Left (PUL)
 - Ottomans - Indicate Front (PUFR), Back (PUBK) or Both (PUB)
- ☐ 8. Optional LED light with Hoods - specify color and add \$1,029 list (\$1,185 for two seat unit)

Example:

CVF3440-31 (model #)	M (wood species)	AUB (finish)	MOMENTUM (fabric vendor)	VOX (pattern name)	MYSTIC (pattern color)
-------------------------	---------------------	-----------------	-----------------------------	-----------------------	---------------------------

1. Model Number

2. Wood Species - STANDARD Maple (M), Walnut (W) or White Oak (WK1); upcharge applies

3. Wood Finish/Color Options:

Maple Frame	
CAG Aged Ash Coordinate	CFO Fossil Coordinate
CAL Ale Light Coordinate	CGR Graphite Coordinate
ALM Ale Medium	HRV Harvest
AUB Auburn	CHL High Line Coordinate
BRL Barley	CKC Khaki Coordinate
CBE Blonde Echo Coordinate	LGC Legacy
CBO Bourbon Light Coordinate	MCH Mocha
BBM Bourbon Medium	NTO Night Owl
CBZ Brazilwood Coordinate	COA Oatmeal Cookie Coordinate
CBG Brighton Light Coordinate	CPI Pinnacle Walnut Coordinate
BRM Brighton Medium	PRL Praline
BUT Butterscotch	SAF Saffron
CIN Cinnamon	SIE Sienna
CLA Classic	CST Studio Teak Coordinate
CCF Coffee Coordinate	TOF Toffee
CLL Collectors	TRF Truffle
CCR Cremello Coordinate	VEN Venetian
EAR Earthy	CVI Vintage Coordinate
ESP Espresso	CWH Walnut Heights Coordinate
FLX Flax	CWE Weathered Ash Coordinate
CFL Florence Walnut Coordinate	

Paint Color - Add \$43 list per item

BKD Backdrop	GRV Greek Villa
BFX Black Fox	GLF Gulf Stream
BWH Bright White	HTB Heartthrob
CGP Cargo Pants	NET Network Gray
CHT Chatroom	NWH Nonchalant White
DSY Daisy	PAR Paradise
DRG Daring	QXP Quixotic Plum
DYN Dynamo	RBZ Relic Bronze
ENG Engima	SND Sandbank
FRR French Roast	STM Storm
GBY Georgian Bay	TRC Tricorn Black

*Walnut Frame (upcharge applies)

AUB Auburn	SIE Sienna
ESP Espresso	TOF Toffee
MCH Mocha	TRF Truffle
NTO Night Owl	

*White Oak Frame (upcharge applies)

ACR Acorn	POR Porter
BUF Buff	RYE Rye
BUR Burlap	SAD Saddle
CHE Chestnut	WWO Whitewash
INK Inkwell	

4. Fabric Selection - Please supply the following:
Fabric vendor/ Pattern name/ Pattern color

[For a complete list of JSI Standard and Graded-In Textiles click here](#)

- Indicate direction of fabric - Railroaded or Up the Roll
- Please provide illustration, if available

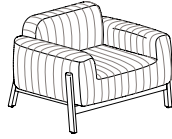
*Note: Associated upcharges for Walnut and White Oak Solid Hardwoods are located in the bullet points under units where applicable.

All COM orders must include the following:


- Vendor's name, pattern name and color
- Sample of the fabric attached to the order
- Model numbers of items for fabric application
- Special application instructions
- Customer and purchase order number

Ship prepaid COM material to:

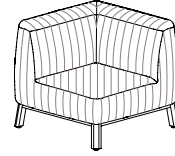
JSI
Attn: COM Department
201 East Martin Street
Receiving B, Dock 71
Orleans, IN 47452



Seating: Up the Roll



Privacy Screens: Railroad
*Leather unavailable



Corner Units:
Seat surfaces run diagonal

All COM orders will ship at standard lead time from receipt of COM except for orders requiring special custom matched finishes.

5. Metal Color

ASL Arctic Silver	PEW Pewter
MBK Matte Black	SNK Soft Nickel

JSI's extended powdercoat program of bright colors is available, upon request. Contact Customer Service for a specific quote based on qty of units.

6. Optional Tablet Arm

- Specify Tablet Arm Left (TBL), Right (TBR), or (TBT) and add \$715 list for laminate or veneer

7. Optional Power

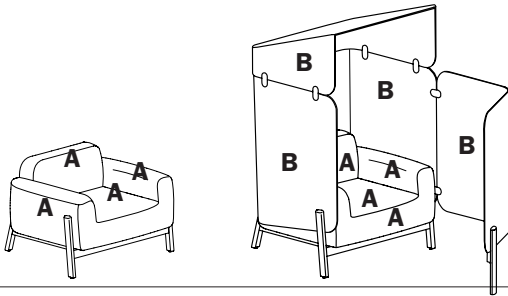
- Specify location as seated in right (PUR) or left (PUL), and select color choice of Black (B) or White (W); add \$335 list per location.
In ottomans, specify Back (PUBK), Front (PUFR) or Both (PUB).

Optional Laminate for tablet arms and counter surfaces

AGA Aged Ash	BBL Bridal Blanco	GRH Graphite	SLG Slate Grey
ALB Alabaster	BGL Brighton Light	HGL High Line	STU Studio Teak
ALL Ale Light	CLL Collectors	OAT Oatmeal Cookie	VIN Vintage
BLO Blonde Echo	DWH Designer White	PIN Pinnacle Walnut	WLH Walnut Heights
BOL Bourbon Light	FLO Florence Walnut	SHD Shadow	WEA Weathered Ash
BZW Brazilwood			

Contrasting Upholstery

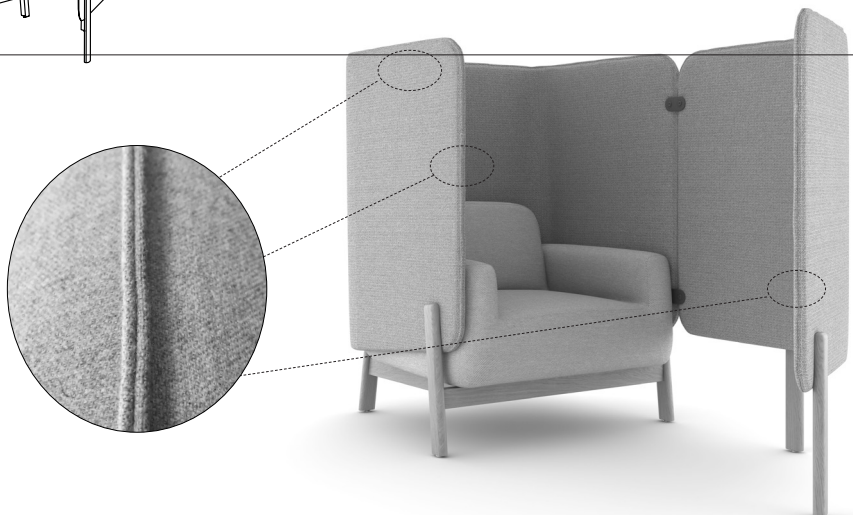
Units with privacy elements can be specified with contrasting upholstery. When specified, the unit will be priced based on the highest grade fabric selected. Specify the (A) chair fabric and (B) privacy fabric on your order.



Upholstery Detail - False Welt

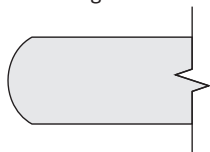
False Welt - Double fold upholstery seam detail is present on Caav privacy screens. An integral part of the upholstery application, the false welt creates a defined line while maintaining flexibility for ultimate casual comfort.

Note: Large scale and geometric patterns applied over Caav's soft contours and false welt details will impact the pattern visual. Solid colors are recommended, particularly on the seating.



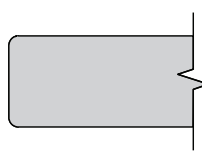
Edge profile

All veneer desks, tables, stand-up surfaces and tablet arms have a bullnose edge detail. The edge is solid lumber and finished to match the top surface. Maple is standard, Walnut and White Oak are available for an upcharge. All laminate desks, tables, stand-up surfaces and tablet arms had a matching PVC eased edge.



Bullnose Edge

Standard on veneer worksurface tops



Eased Edge (R3)

Standard on laminate worksurface tops

Power



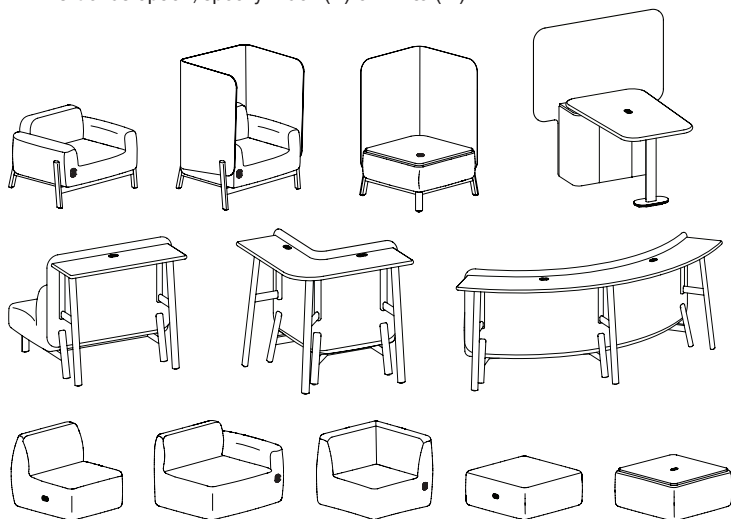
EC46 - FlushMount

- Integrated simplex receptacle and two USB-A/9' - three prong Graphite fabric power cord/factory installed.
- Order as option, specify Black (B) or White (W).



EC47 - Under/Side Mount

- Simplex receptacle and two USB-A/9' - three prong Graphite fabric power cord/factory installed.
- Mounts under table surface or to side of armless modular seat.
- Order separately, specify Black (B) or White (W).



Lighting



Privacy Hood - LED Light

- Surface mounted LED light with up and down lighting
- 9' - three prong Graphite fabric power cord
- Occupancy sensor
- Factory installed
- Order as option, specify metal color.



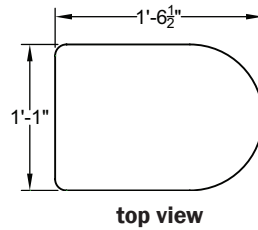
Sconce Lamp

- Accessory sconce
- Cord-mounted rocker switch
- 15' - three prong Graphite fabric power cord
- Field installed
- Maximum 60 watt light bulb, NOT included/LED bulb recommended

Tablet Arm


All arms on Freestanding, Modular and Sectional units are available with an optional tablet. The double-pivot mechanism allows the surface to be placed closer to the user. The recommended weight limit for the tablet is 75lbs.

Available in Maple, Cherry, Walnut or White Oak veneer or JSI standard laminate.



H-brackets

Privacy Hoods and Privacy Wings attach in the field with H-Brackets. The metal color selected on each seating unit will apply to these brackets.

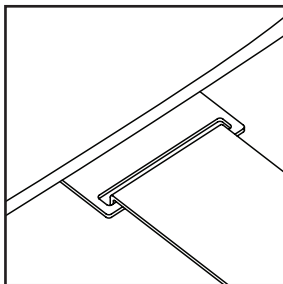


Matte Black - black bolts
Pewter - black bolts

Arctic Silver - nickel bolts
Soft Nickel - nickel bolts

Modular linking bracket

Linking brackets are installed on Modular and Sectional seating units. These brackets are gravity-engaged and are intended to help link and align adjacent units. Brackets can be removed on exposed ends.



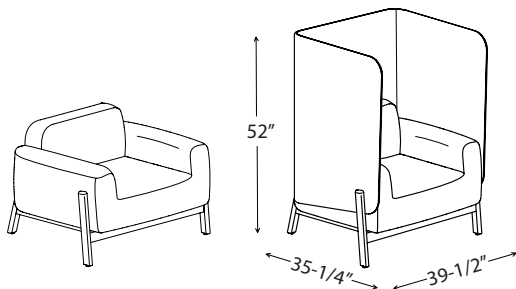
Leg-based Modular units connect with other Leg-based Modular units on ends without arms.



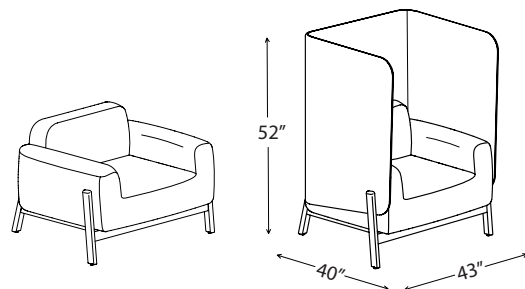
Sectional units connect with other Sectional units on ends without arms.

Lounge Scale

Freestanding, single seat lounge units are available in two sizes. Grand scale units offer generous comfort and accommodate a variety of lounge postures. Standard scale units offer the same comfort level in a smaller footprint and are more manageable to handle & install.




Standard Scale



Grand Scale

Note: Units with Privacy Surrounds may not fit through standard building doorways.

C̄AAV Desk Pod Order Check List:



- Specify:
- ☐ 1. Model Number
 - ☐ 2. Fabric Selection - Vendor, pattern and color
 - ☐ 3. Desk Surface Material
 - Laminate - Specify laminate with PVC edge
 - Veneer - Specify - Cherry, Maple, Walnut with Maple Rim, Walnut with Walnut Rim or White Oak - upcharge applies for non maple rims
 - ☐ 3a. Leg Species and Finish - Maple, Paint on Maple, Walnut or White Oak
 - ☐ 4. Metal Color
 - ☐ 5. Optional Power - specify color Black (B) or White (W) - add \$335 list
 - ☐ 6. Optional LED light with Hoods - specify color and add \$1,029 list

Example:

CVD3439-52	Momentum	VOX	MYSTIC	L	ALB	ML	HRV	SNK
(model #)	(fabric vendor)	(pattern name)	(pattern color)	(Laminate)	(alabaster)	(maple)	(harvest)	(soft nickel)

1. Model Number

2. Fabric Selection - Please supply the following:
Fabric vendor/ Pattern name/ Pattern color
- [For a complete list of JSI Standard and Graded-In Textiles click here](#)
- Indicate direction of fabric - Railroaded or Up the Roll
 - Please provide illustration, if available
- All COM orders must include the following:**
- Vendor's name, pattern name and color
 - Sample of the fabric attached to the order
 - Model numbers of items for fabric application
 - Special application instructions
 - Customer and purchase order number

Ship prepaid COM material to:
JSI
Attn: COM Department
201 East Martin Street
Receiving B, Dock 71
Orleans, IN 47452

All COM orders will ship at standard lead time from receipt of COM except for orders requiring special custom matched finishes.

3. Desk Material - Laminate (L) or Veneer (V)

Laminate with PVC Edge			
AGA	Aged Ash	GRH	Graphite
ALB	Alabaster	HGL	High Line
ALL	Ale Light	OAT	Oatmeal Cookie
BLO	Blonde Echo	PIN	Pinnacle Walnut
BOL	Bourbon Light	SHD	Shadow
BZW	Brazilwood	SLG	Slate Grey
BBL	Bridal Blanco	STU	Studio Teak
BGL	Brighton Light	VIN	Vintage
CLL	Collectors	WLH	Walnut Heights
DWH	Designer White	WEA	Weathered Ash
FLO	Florence Walnut		
Veneer - with Bullnose Edge			
with Maple Rim			
Cherry (CH1)		Maple (MA1)	
BRL	Barley	ALM	Ale Medium
BBM	Bourbon Medium	BUT	Butterscotch
BRM	Brighton Medium	CIN	Cinnamon
CLA	Classic	FLX	Flax
CLL	Collectors*	VEN	Venetian
EAR	Earthy		
HRV	Harvest*		
LGC	Legacy		
PRL	Praline*		
SAF	Saffron		
with Walnut Rim		with White Oak Rim	
Walnut (WW1)		White Oak (WO)	
AUB	Auburn	ACR	Acorn
ESP	Espresso	BUF	Buff
MCH	Mocha	BUR	Burlap
NTO	Night Owl	CHE	Chestnut
SIE	Sienna	INK	Inkwell
TOF	Toffee	POR	Porter
TRF	Truffle	RYE	Rye
		SAD	Saddle
		WWO	Whitewash

3a. Leg Species and Finish:**Maple Frame**

CAG	Aged Ash Coordinate	CFO	Fossil Coordinate
CAL	Ale Light Coordinate	CGR	Graphite Coordinate
ALM	Ale Medium	HRV	Harvest
AUB	Auburn	CHL	High Line Coordinate
BRL	Barley	CKC	Khaki Coordinate
CBE	Blonde Echo Coordinate	LGC	Legacy
CBO	Bourbon Light Coordinate	MCH	Mocha
BBM	Bourbon Medium	NTO	Night Owl
CBZ	Brazilwood Coordinate	COA	Oatmeal Cookie Coordinate
CBG	Brighton Light Coordinate	CPI	Pinnacle Walnut Coordinate
BRM	Brighton Medium	PRL	Praline
BUT	Butterscotch	SAF	Saffron
CIN	Cinnamon	SIE	Sienna
CLA	Classic	CST	Studio Teak Coordinate
CCF	Coffee Coordinate	TOF	Toffee
CLL	Collectors	TRF	Truffle
CCR	Cremello Coordinate	VEN	Venetian
EAR	Earthy	CVI	Vintage Coordinate
ESP	Espresso	CWH	Walnut Heights Coordinate
FLX	Flax	CWE	Weathered Ash Coordinate
CFL	Florence Walnut Coordinate		

Paint Color - Add \$43 list per item

BKD	Backdrop	GRV	Greek Villa
BFX	Black Fox	GLF	Gulf Stream
BWH	Bright White	HTB	Heartthrob
CGP	Cargo Pants	NET	Network Gray
CHT	Chatroom	NWH	Nonchalant White
DSY	Daisy	PAR	Paradise
DRG	Daring	QXP	Quixotic Plum
DYN	Dynamo	RBZ	Relic Bronze
ENG	Engima	SND	Sandbank
FRR	French Roast	STM	Storm
GBY	Georgian Bay	TRC	Tricorn Black

***Walnut Frame (upcharge applies)**

AUB	Auburn	SIE	Sienna
ESP	Espresso	TOF	Toffee
MCH	Mocha	TRF	Truffle
NTO	Night Owl		

***White Oak Frame (upcharge applies)**

ACR	Acorn	POR	Porter
BUF	Buff	RYE	Rye
BUR	Burlap	SAD	Saddle
CHE	Chestnut	WVO	Whitewash
INK	Inkwell		

4. Metal Color

ASL	Arctic Silver	PEW	Pewter
MBK	Matte Black	SNK	Soft Nickel

JSI's extended powdercoat program of bright colors is available, upon request.
Contact Customer Service for a specific quote based on qty of units.

5. Optional Power

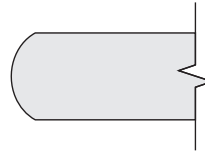
- Specify color choice of Black (B) or White (W) and add \$335 list

6. Optional LED light with Hoods.

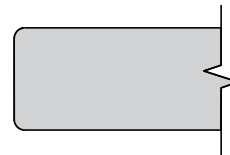
- Specify color choice of Arctic Silver (ASL), Matte Black (MBK), Pewter (PEW) or Soft Nickel (SNK) and add \$1,029 list

Edge Profile

All veneer desks, tables, stand-up surfaces and tablet arms have a bullnose edge detail. The edge is solid lumber and finished to match the top surface. Maple is standard, Walnut and White Oak are available for an upcharge. All laminate desks, tables, stand-up surfaces and tablet arms have a matching PVC eased edge.


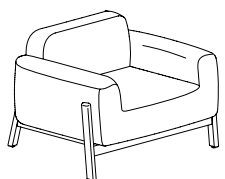
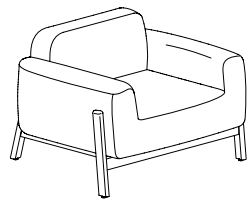
**Bullnose Edge**

Standard on veneer worksurface tops


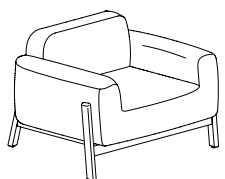
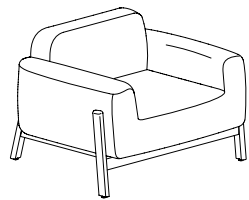
**Eased Edge (R3)**

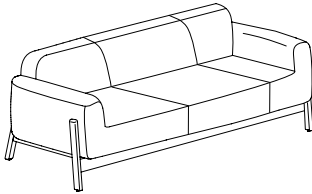
Standard on laminate worksurface tops

Description	① Model	Specifications	List Price Per Grade
Single Seat Grand Scale	CVF3843-31	<ul style="list-style-type: none"> maple legs standard walnut or white oak legs available, specify and add \$361list tablet arm available, specify and add \$715 list, indicate right or left as seated and finish or laminate power available in the front of the upholstered chair, specify and add \$335 list, indicate right or left as seated and color 	COM \$3,414
			A \$3,471
Single Seat	CVF3440-31	<ul style="list-style-type: none"> maple legs standard walnut or white oak legs available, specify and add \$343list tablet arm available, specify and add \$715 list, indicate right or left as seated and finish or laminate power available in the front of the upholstered chair, specify and add \$335 list, indicate right or left as seated and color 	B \$3,585
			COL/C \$3,781
Two Seat	CVF3464-31	<ul style="list-style-type: none"> maple legs standard walnut or white oak legs available, specify and add \$451list tablet arm available, specify and add \$715 list per arm, indicate right, left, or both as seated and finish or laminate power available in the front of the upholstered chair, specify and add \$335 list, indicate right, left or both as seated and color 	D \$4,035
			E \$4,289



Description	① Model	Specifications	List Price Per Grade
Single Seat Grand Scale	CVF3843-31	<ul style="list-style-type: none"> maple legs standard walnut or white oak legs available, specify and add \$361list tablet arm available, specify and add \$715 list, indicate right or left as seated and finish or laminate power available in the front of the upholstered chair, specify and add \$335 list, indicate right or left as seated and color 	COM \$3,414
			A \$3,471
Single Seat	CVF3440-31	<ul style="list-style-type: none"> maple legs standard walnut or white oak legs available, specify and add \$343list tablet arm available, specify and add \$715 list, indicate right or left as seated and finish or laminate power available in the front of the upholstered chair, specify and add \$335 list, indicate right or left as seated and color 	B \$3,585
			COL/C \$3,781
Two Seat	CVF3464-31	<ul style="list-style-type: none"> maple legs standard walnut or white oak legs available, specify and add \$451list tablet arm available, specify and add \$715 list per arm, indicate right, left, or both as seated and finish or laminate power available in the front of the upholstered chair, specify and add \$335 list, indicate right, left or both as seated and color 	D \$4,035
			E \$4,289



Description	① Model	Specifications				List Price Per Grade	
Three Seat 	CVF3488-31 • maple legs standard • walnut or white oak legs available, specify and add \$564list • tablet arm available, specify and add \$715 list per arm, indicate right, left, or both as seated and finish or laminate • power available in the front of the upholstered chair, specify and add \$335 list, indicate right, left or both as seated and color	Dimensions	D	W	H	COM	\$5,040
		Overall	34 ¼	87 ½	30 ½	A	\$5,115
		Seat	21	71 ½	17 ¾	B	\$5,266
		Arm			25	COL/C	\$5,529
		Upholstery	Shipping			D	\$5,867
		COM Ydg	7	Ctn Wt	141	E	\$6,205
		COL Sq Ft	168	Cu Ft	60	F	\$6,732
						G	\$7,295
						H	\$7,897
						I	\$8,836
						J	\$9,963
						L1	\$8,310
						L2	\$9,211

To Order, Specify:**① Model Number****② Wood Species**

- a.) Maple (M)
- b.) Walnut (WAL) - upcharge applies
- c.) White Oak (WOL) - upcharge applies

③ Finish

- a.) Maple Finish and Paint Color
- b.) Walnut Finish
- c.) White Oak Finish

④ Fabric Selection - vendor, pattern and color**⑤ Optional Tablet Arm - indicate left (TBL) or right arm (TBR) as seated; Laminate (L) or Veneer (V)****⑥ Optional Power Unit - Black (B) or White (W); indicate left (PUL), right (PUR) or both left and right (PUB) arms as seated****③ Wood Finish Options:****Maple**

CAG	Aged Ash Coordinate
CAL	Ale Light Coordinate
ALM	Ale Medium
AUB	Auburn
BRL	Barley
CBE	Blonde Echo Coordinate
CBO	Bourbon Light Coordinate
BBM	Bourbon Medium
CBZ	Brazilwood Coordinate
CBG	Brighton Light Coordinate
BRM	Brighton Medium
BUT	Butterscotch
CIN	Cinnamon
CLA	Classic
CCF	Coffee Coordinate
CLL	Collectors
CCR	Cremello Coordinate
EAR	Earthy
ESP	Espresso
FLX	Flax
CFL	Florence Walnut Coordinate
CFO	Fossil Coordinate
CGR	Graphite Coordinate
HRV	Harvest
CHL	High Line Coordinate
CKC	Khaki Coordinate
LGC	Legacy
MCH	Mocha
NTO	Night Owl
COA	Oatmeal Cookie Coordinate
CPI	Pinnacle Walnut Coordinate
PRL	Praline

SAF

Saffron
Sienna
Studio Teak Coordinate
Toffee
Truffle
Venetian
Vintage Coordinate
Walnut Heights Coordinate
Weathered Ash Coordinate

Color - Add \$43 list per item

BKD	Backdrop
BFX	Black Fox
BWH	Bright White
CGP	Cargo Pants
CHT	Chatroom
DSY	Daisy
DRG	Daring
DYN	Dynamo
ENG	Enigma
FRR	French Roast
GBY	Georgian Bay
GRV	Greek Villa
GLF	Gulf Stream
HTB	Heartthrob
NET	Network Gray
NWH	Nonchalant White
PAR	Paradise
QXP	Quixotic Plum
RBZ	Relic Bronze
SND	Sandbank
TRC	Tricorn Black

Walnut - upcharge applies

AUB	Auburn
ESP	Espresso
MCH	Mocha
NTO	Night Owl

White Oak - upcharge applies

ACR	Acorn
BUF	Buff
BUR	Burlap
CHE	Chestnut
INK	Inkwell


SIE	Sienna
TOF	Toffee
TRF	Truffle

POR	Porter
RYE	Rye
SAD	Saddle
WWO	Whitewash

④ Visit www.jsifurniture.com/finishes-and-materials/textiles for our textiles program. See selection of standard and graded in manufacturers and patterns.**Specifications**

- chair frame is puzzle jointed plywood construction
- back has a 3 7/8" tapered multi-density high resilience polyurethane foam
- arm has 3" multi-density polyurethane foam
- seat has synthetic sheet webbing and 5" multi-density high resilience polyurethane foam
- solid hardwood exterior frame
- mortise and tenon construction with corner blocks, glue and screws
- standard with rubber cushion adjustable metal leveling glides

Description	① Model	Specifications	List Price Per Grade																												
Single Seat with Privacy Surround Grand Scale	CVF4043-52	<table><tr><th>Dimensions</th><th>D</th><th>W</th><th>H</th></tr><tr><td>Overall</td><td>40</td><td>43</td><td>52</td></tr><tr><td>Seat</td><td>21</td><td>25</td><td>17 ¾</td></tr><tr><td>Arm</td><td></td><td></td><td>25</td></tr><tr><th>Upholstery</th><th colspan="3">Shipping</th></tr><tr><td>COM Ydg</td><td>12</td><td>Ctn Wt</td><td>194</td></tr><tr><td>COL Sq Ft</td><td>126</td><td>Cu Ft</td><td>65</td></tr></table> <p>*screen available in fabric only, no leather</p>	Dimensions	D	W	H	Overall	40	43	52	Seat	21	25	17 ¾	Arm			25	Upholstery	Shipping			COM Ydg	12	Ctn Wt	194	COL Sq Ft	126	Cu Ft	65	COM \$5,149 A \$5,276 B \$5,528 COL/C \$5,970 D \$6,537 E \$7,105 F \$7,987 G \$8,935 H \$9,943 I \$11,520 J \$13,412 L1 \$9,628 L2 \$10,889
Dimensions	D	W	H																												
Overall	40	43	52																												
Seat	21	25	17 ¾																												
Arm			25																												
Upholstery	Shipping																														
COM Ydg	12	Ctn Wt	194																												
COL Sq Ft	126	Cu Ft	65																												
Single Seat with Privacy Surround	CVF3540-52	<table><tr><th>Dimensions</th><th>D</th><th>W</th><th>H</th></tr><tr><td>Overall</td><td>35 ¼</td><td>39 ½</td><td>52</td></tr><tr><td>Seat</td><td>21</td><td>23 ½</td><td>17 ¾</td></tr><tr><td>Arm</td><td></td><td></td><td>25</td></tr><tr><th>Upholstery</th><th colspan="3">Shipping</th></tr><tr><td>COM Ydg</td><td>11</td><td>Ctn Wt</td><td>176</td></tr><tr><td>COL Sq Ft</td><td>120</td><td>Cu Ft</td><td>53</td></tr></table> <p>*screen available in fabric only, no leather</p>	Dimensions	D	W	H	Overall	35 ¼	39 ½	52	Seat	21	23 ½	17 ¾	Arm			25	Upholstery	Shipping			COM Ydg	11	Ctn Wt	176	COL Sq Ft	120	Cu Ft	53	COM \$4,864 A \$4,983 B \$5,220 COL/C \$5,633 D \$6,166 E \$6,696 F \$7,523 G \$8,408 H \$9,354 I \$10,830 J \$12,602 L1 \$9,059 L2 \$10,240
Dimensions	D	W	H																												
Overall	35 ¼	39 ½	52																												
Seat	21	23 ½	17 ¾																												
Arm			25																												
Upholstery	Shipping																														
COM Ydg	11	Ctn Wt	176																												
COL Sq Ft	120	Cu Ft	53																												
Two Seat with Privacy Surround	CVF3564-52	<table><tr><th>Dimensions</th><th>D</th><th>W</th><th>H</th></tr><tr><td>Overall</td><td>35 ¼</td><td>65 ½</td><td>52</td></tr><tr><td>Seat</td><td>21</td><td>47 ½</td><td>17 ¾</td></tr><tr><td>Arm</td><td></td><td></td><td>25</td></tr><tr><th>Upholstery</th><th colspan="3">Shipping</th></tr><tr><td>COM Ydg</td><td>13 ½</td><td>Ctn Wt</td><td>243</td></tr><tr><td>COL Sq Ft</td><td>144</td><td>Cu Ft</td><td>85</td></tr></table> <p>*screen available in fabric only, no leather</p>	Dimensions	D	W	H	Overall	35 ¼	65 ½	52	Seat	21	47 ½	17 ¾	Arm			25	Upholstery	Shipping			COM Ydg	13 ½	Ctn Wt	243	COL Sq Ft	144	Cu Ft	85	COM \$6,130 A \$6,277 B \$6,566 COL/C \$7,073 D \$7,726 E \$8,378 F \$9,393 G \$10,479 H \$11,640 I \$13,451 J \$15,626 L1 \$11,277 L2 \$12,726
Dimensions	D	W	H																												
Overall	35 ¼	65 ½	52																												
Seat	21	47 ½	17 ¾																												
Arm			25																												
Upholstery	Shipping																														
COM Ydg	13 ½	Ctn Wt	243																												
COL Sq Ft	144	Cu Ft	85																												

Description	① Model	Specifications	List Price Per Grade
Three Seat with Privacy Surround 	CVF3588-52 • maple legs standard • walnut or white oak legs available, specify and add \$564list • seat and surround ship assembled • specify upholstery on seat separately from upholstery on surround • power available in the front of the upholstered chair, specify and add \$335 list, indicate right, left or both as seated and color	Dimensions	COM \$7,064
		Overall	A \$7,234
		Seat	B \$7,573
		Arm	COL/C \$8,163
			D \$8,926
			E \$9,686
			F \$10,870
			G \$12,139
			H \$13,491
			I \$15,605
		Upholstery	J \$18,142
		COM Ydg	L1 \$13,069
		COL Sq Ft	L2 \$14,759
		Shipping	
		Ctn Wt	
		Cu Ft	
		*screen available in fabric only, no leather	

To Order, Specify:**① Model Number****② Wood Species**

- a.) Maple (M)
- b.) Walnut (WAL) - upcharge applies
- c.) White Oak (WOL) - upcharge applies

③ Finish

- a.) Maple Finish and Paint Color
- b.) Walnut Finish
- c.) White Oak Finish

④ Fabric Selection - vendor, pattern and color**⑤ Optional Tablet Arm - indicate left (TBL) or right arm (TBR) as seated; Laminate (L) or Veneer (V)****⑥ Optional Power Unit - Black (B) or White (W); indicate left (PUL) or right (PUR) arms as seated****③ Wood Finish Options:****Maple**

CAG Aged Ash Coordinate
 CAL Ale Light Coordinate
 ALM Ale Medium
 AUB Auburn
 BRL Barley
 CBE Blonde Echo Coordinate
 CBO Bourbon Light Coordinate
 BBM Bourbon Medium
 CBZ Brazilwood Coordinate
 CBG Brighton Light Coordinate
 BRM Brighton Medium
 BUT Butterscotch
 CIN Cinnamon
 CLA Classic
 CCF Coffee Coordinate
 CLL Collectors
 CCR Cremello Coordinate
 EAR Earthy
 ESP Espresso
 FLX Flax
 CFL Florence Walnut Coordinate
 CFO Fossil Coordinate
 CGR Graphite Coordinate
 HRV Harvest
 CHL High Line Coordinate
 CKC Khaki Coordinate
 LGC Legacy
 MCH Mocha
 NTO Night Owl
 COA Oatmeal Cookie Coordinate
 CPI Pinnacle Walnut Coordinate
 PRL Praline
 SAF Saffron
 SIE Sienna
 CST Studio Teak Coordinate
 TOF Toffee
 TRF Truffle
 VEN Venetian
 CVI Vintage Coordinate
 CWH Walnut Heights Coordinate
 CWE Weathered Ash Coordinate

Color - Add \$43 list per item

BKD Backdrop
 BFX Black Fox
 BWH Bright White
 CGP Cargo Pants
 CHT Chatroom
 DSY Daisy
 DRG Daring
 DYN Dynamo
 ENG Enigma
 FRR French Roast
 GBY Georgian Bay
 GRV Greek Villa
 GLF Gulf Stream
 HTB Heartthrob
 NET Network Gray
 NWH Nonchalant White
 PAR Paradise
 QXP Quixotic Plum
 RBZ Relic Bronze
 SND Sandbank
 TRC Tricorn Black

Walnut - upcharge applies

AUB Auburn
 ESP Espresso
 MCH Mocha
 NTO Night Owl

White Oak - upcharge applies

ACR Acorn
 BUF Buff
 BUR Burlap
 CHE Chestnut
 INK Inkwell
 SIE Sienna
 TOF Toffee
 TRF Truffle
 POR Porter
 RYE Rye
 SAD Saddle
 WWO Whitewash

④ Visit www.jsifurniture.com/finishes-and-materials/textiles for our textiles program. See selection of standard and graded in manufacturers and patterns.**Specifications**

- chair frame is puzzle jointed plywood construction
- back has a 3 7/8" tapered multi-density high resilience polyurethane foam
- arm has 3" multi-density polyurethane foam
- seat has synthetic sheet webbing and 5" multi-density high resilience polyurethane foam
- solid hardwood exterior frame
- mortise and tenon construction with corner blocks, glue and screws
- standard with rubber cushion adjustable metal leveling glides
- surround produced from molded plywood construction
- railroad upholstery on screens
- chair and privacy surround ships assembled
- privacy wing and hood requires field installation
- false welt detail around the perimeter of surround

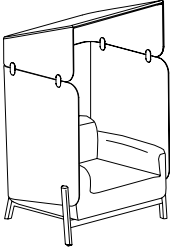
Description

① Model

Specifications

List Price Per Grade

Single Seat with Privacy Surround
and Hood
Grand Scale



note: does not fit through standard
single doorway

CVF4043-72

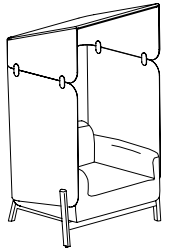
- maple legs standard
- walnut or white oak legs available, specify and add \$361list
- seat and surround ship assembled - hood ships separately
- specify upholstery on seat separately from upholstery on surround/hood
- tablet arm available, specify and add \$715 list, indicate right or left as seated and finish or laminate
- power available in the front of the upholstered chair, specify and add \$335 list, indicate right or left as seated and color
- optional LED light for hood, specify and add \$1,029 list

Dimensions	D	W	H
Overall	40	43	72
Seat	21	25	17 ¾
Arm			25
Upholstery	Shipping		
COM Ydg	18	Ctn Wt	259
COL Sq Ft	126	Cu Ft	86

*screen available in fabric only, no leather

COM	\$6,905
A	\$7,099
B	\$7,486
COL/C	\$8,162
D	\$9,031
E	\$9,901
F	\$11,254
G	\$12,704
H	\$14,250
I	\$16,665
J	\$19,565
L1	\$13,766
L2	\$15,700

Single Seat with Privacy Surround
and Hood



CVF3540-72

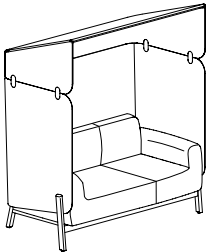
- maple legs standard
- walnut or white oak legs available, specify and add \$343list
- seat and surround ship assembled - hood ships separately
- specify upholstery on seat separately from upholstery on surround/hood
- tablet arm available, specify and add \$715 list, indicate right or left as seated and finish or laminate
- power available in the front of the upholstered chair, specify and add \$335 list, indicate right or left as seated and color
- optional LED light for hood, specify and add \$1,029 list

Dimensions	D	W	H
Overall	35 ¼	39 ½	72
Seat	21	23 ½	17 ¾
Arm			25
Upholstery	Shipping		
COM Ydg	16 ½	Ctn Wt	236
COL Sq Ft	120	Cu Ft	71

*screen available in fabric only, no leather

COM	\$6,502
A	\$6,681
B	\$7,036
COL/C	\$7,654
D	\$8,452
E	\$9,249
F	\$10,489
G	\$11,819
H	\$13,235
I	\$15,451
J	\$18,107
L1	\$12,792
L2	\$14,564

Two Seat with Privacy Surround
and Hood



CVF3564-72

- maple legs standard
- walnut or white oak legs available, specify and add \$451list
- seat and surround ship assembled - hood ships separately
- specify upholstery on seat separately from upholstery on surround/hood
- tablet arm available, specify and add \$715 list per arm, indicate right, left, or both as seated and finish or laminate
- power available in the front of the upholstered chair, specify and add \$335 list, indicate right, left or both as seated and color
- optional LED light for hood, specify and add \$1,029 list

Dimensions	D	W	H
Overall	35 ¼	65 ½	72
Seat	21	47 ½	17 ¾
Arm			25
Upholstery	Shipping		
COM Ydg	21 ½	Ctn Wt	315
COL Sq Ft	144	Cu Ft	113

COM	\$8,330
A	\$8,562
B	\$9,024
COL/C	\$9,833
D	\$10,871
E	\$11,910
F	\$13,526
G	\$15,257
H	\$17,104
I	\$19,990
J	\$23,451
L1	\$16,527
L2	\$18,835

Description	① Model	Specifications	List Price Per Grade																												
Single Seat with Privacy Surround and Privacy Wing Grand Scale	CVF8343-52-R	<table><tr><th>Dimensions</th><th>D</th><th>W</th><th>H</th></tr><tr><td>Overall</td><td>83 ¼</td><td>43</td><td>52</td></tr><tr><td>Seat</td><td>21</td><td>25</td><td>17 ¾</td></tr><tr><td>Arm</td><td></td><td></td><td>25</td></tr><tr><th>Upholstery</th><th colspan="3">Shipping</th></tr><tr><td>COM Ydg</td><td>15 ½</td><td>Ctn Wt</td><td>245</td></tr><tr><td>COL Sq Ft</td><td>126</td><td>Cu Ft</td><td>92</td></tr></table> <p>*screen available in fabric only, no leather</p>	Dimensions	D	W	H	Overall	83 ¼	43	52	Seat	21	25	17 ¾	Arm			25	Upholstery	Shipping			COM Ydg	15 ½	Ctn Wt	245	COL Sq Ft	126	Cu Ft	92	COM \$6,399
	Dimensions		D	W	H																										
Overall	83 ¼	43	52																												
Seat	21	25	17 ¾																												
Arm			25																												
Upholstery	Shipping																														
COM Ydg	15 ½	Ctn Wt	245																												
COL Sq Ft	126	Cu Ft	92																												
	CVF8343-52-L		A \$6,567																												
	<ul style="list-style-type: none">• maple legs standard• walnut or white oak legs available, specify and add \$433list• seat and surround ship assembled - wing ships separately• specify upholstery on seat separately from upholstery on surround/wing• tablet arm available, specify and add \$715 list, indicate right or left as seated and finish or laminate• power available in the front of the upholstered chair, specify and add \$335 list, indicate right or left as seated and color		B \$6,900																												
			COL/C \$7,482																												
			D \$8,231																												
			E \$8,980																												
			F \$10,145																												
			G \$11,393																												
			H \$12,725																												
			I \$14,806																												
			J \$17,301																												
			L1 \$12,309																												
			L2 \$13,973																												
Single Seat with Privacy Surround and Privacy Wing	CVF7940-52-R	<table><tr><th>Dimensions</th><th>D</th><th>W</th><th>H</th></tr><tr><td>Overall</td><td>78 ½</td><td>39 ½</td><td>52</td></tr><tr><td>Seat</td><td>21</td><td>23 ½</td><td>17 ¾</td></tr><tr><td>Arm</td><td></td><td></td><td>25</td></tr><tr><th>Upholstery</th><th colspan="3">Shipping</th></tr><tr><td>COM Ydg</td><td>14 ½</td><td>Ctn Wt</td><td>227</td></tr><tr><td>COL Sq Ft</td><td>120</td><td>Cu Ft</td><td>80</td></tr></table> <p>*screen available in fabric only, no leather</p>	Dimensions	D	W	H	Overall	78 ½	39 ½	52	Seat	21	23 ½	17 ¾	Arm			25	Upholstery	Shipping			COM Ydg	14 ½	Ctn Wt	227	COL Sq Ft	120	Cu Ft	80	COM \$6,126
	Dimensions		D	W	H																										
Overall	78 ½	39 ½	52																												
Seat	21	23 ½	17 ¾																												
Arm			25																												
Upholstery	Shipping																														
COM Ydg	14 ½	Ctn Wt	227																												
COL Sq Ft	120	Cu Ft	80																												
	CVF7940-52-L		A \$6,283																												
	<ul style="list-style-type: none">• maple legs standard• walnut or white oak legs available, specify and add \$415list• seat and surround ship assembled - wing ships separately• specify upholstery on seat separately from upholstery on surround/wing• tablet arm available, specify and add \$715 list, indicate right or left as seated and finish or laminate• power available in the front of the upholstered chair, specify and add \$335 list, indicate right or left as seated and color		B \$6,595																												
			COL/C \$7,139																												
			D \$7,840																												
			E \$8,540																												
			F \$9,630																												
			G \$10,799																												
			H \$12,044																												
			I \$13,989																												
			J \$16,325																												
			L1 \$11,654																												
			L2 \$13,211																												

To Order, Specify:**① Model Number****② Wood Species**

- a.) Maple (M)
- b.) Walnut (WAL) - upcharge applies
- c.) White Oak (WOL) - upcharge applies

③ Finish

- a.) Maple Finish and Paint Color
- b.) Walnut Finish
- c.) White Oak Finish

④ Fabric Selection - vendor, pattern and color**⑤ Metal Color - Arctic Silver (ASL), Matte Black (MBK), Pewter (PEW) or Soft Nickel (SNK)****⑥ Optional Tablet Arm - indicate left (TBL) or right arm (TBR) as seated; Laminate (L) or Veneer (V)****⑦ Optional Seating Power Unit - Black (B) or White (W); indicate left (PUL) or right (PUR) arms as seated****⑧ Optional LED light - Arctic Silver (ASL), Matte Black (MBK), Pewter (PEW) or Soft Nickel (SNK)****③ Wood Finish Options:****Maple**

CAG Aged Ash Coordinate
 CAL Ale Light Coordinate
 ALM Ale Medium
 AUB Auburn
 BRL Barley
 CBE Blonde Echo Coordinate
 CBO Bourbon Light Coordinate
 BBM Bourbon Medium
 CBZ Brazilwood Coordinate
 CBG Brighton Light Coordinate
 BRM Brighton Medium
 BUT Butterscotch
 CIN Cinnamon
 CLA Classic
 CCF Coffee Coordinate
 CLL Collectors
 CCR Cremello Coordinate
 EAR Earthy
 ESP Espresso
 FLX Flax
 CFL Florence Walnut Coordinate
 CFO Fossil Coordinate
 CGR Graphite Coordinate
 HRV Harvest
 CHL High Line Coordinate
 CKC Khaki Coordinate
 LGC Legacy
 MCH Mocha
 NTO Night Owl
 COA Oatmeal Cookie Coordinate
 CPI Pinnacle Walnut Coordinate
 PRL Praline
 SAF Saffron
 SIE Sienna
 CST Studio Teak Coordinate
 TOF Toffee
 TRF Truffle

VEN Venetian
 CVI Vintage Coordinate
 CWH Walnut Heights Coordinate
 CWE Weathered Ash Coordinate

Color - Add \$43 list per item

BKD Backdrop
 BFX Black Fox
 BWH Bright White
 CGP Cargo Pants
 CHT Chatroom
 DSY Daisy
 DRG Daring
 DYN Dynamo
 ENG Enigma
 FRR French Roast
 GBY Georgian Bay
 GRV Greek Villa
 GLF Gulf Stream
 HTB Heartthrob
 NET Network Gray
 NWH Nonchalant White
 PAR Paradise
 QXP Quixotic Plum
 RBZ Relic Bronze
 SND Sandbank
 TRC Tricorn Black

Walnut - upcharge applies

AUB Auburn
 ESP Espresso
 MCH Mocha
 NTO Night Owl
 SIE Sienna
 TOF Toffee
 TRF Truffle

White Oak - upcharge applies

ACR Acorn
 BUF Buff
 BUR Burlap
 CHE Chestnut
 INK Inkwell

POR Porter
 RYE Rye
 SAD Saddle
 WWO Whitewash

④ Visit www.jsifurniture.com/finishes-and-materials/textiles for our textiles program. See selection of standard and graded in manufacturers and patterns.**Specifications**

- chair frame is puzzle jointed plywood construction
- back has a 3 7/8" tapered multi-density high resilience polyurethane foam
- arm has 3" multi-density polyurethane foam
- seat has synthetic sheet webbing and 5" multi-density high resilience polyurethane foam
- solid hardwood exterior frame
- mortise and tenon construction with corner blocks, glue and screws
- standard with rubber cushion adjustable metal leveling glides
- surround produced from molded plywood construction
- railroad upholstery on screens
- chair and privacy surround ships assembled
- privacy wing and hood requires field installation
- false welt detail around the perimeter of surround

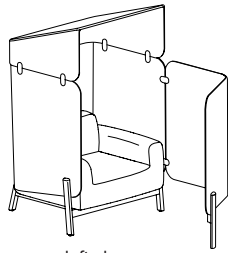
Description

① Model

Specifications

List Price Per Grade

Single Seat with Privacy Surround,
Hood and Privacy Wing
Grand Scale



left shown

note: does not fit through standard
single doorway

CVF8343-72-R
CVF8343-72-L

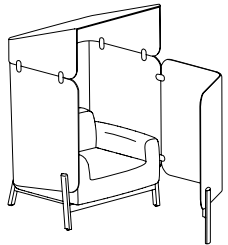
- maple legs standard
- walnut or white oak legs available, specify and add \$433 list
- seat and surround ship assembled - wing and hood ships separately
- specify upholstery on seat separately from upholstery on surround/hood/wing
- tablet arm available, specify and add \$715 list, indicate right or left as seated and finish or laminate
- power available in the front of the upholstered chair, specify and add \$335 list indicate right or left as seated and color
- optional LED light for hood, specify and add \$1,029 list

Dimensions	D	W	H
Overall	83 ¼	43	72
Seat	21	25	17 ¾
Arm			25
Upholstery		Shipping	
COM Ydg	21 ½	Ctn Wt	305
COL Sq Ft	126	Cu Ft	113

*screen available in fabric only, no leather

COM \$8,162
A \$8,395
B \$8,856
COL/C \$9,666
D \$10,703
E \$11,742
F \$13,359
G \$15,090
H \$16,936
I \$19,821
J \$23,284
L1 \$16,360
L2 \$18,667

Single Seat with Privacy Surround,
Hood and Privacy Wing



left shown

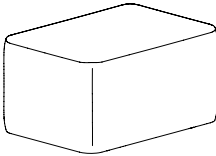
CVF7940-72-R
CVF7940-72-L

- maple legs standard
- walnut or white oak legs available, specify and add \$415list
- seat and surround ship assembled - hood and wing ships separately
- specify upholstery on seat separately from upholstery on surround/hood/wing
- tablet arm available, specify and add \$715 list, indicate right or left as seated and finish or laminate
- power available in the front of the upholstered chair, specify and add \$335 list indicate right or left as seated and color
- optional LED light for hood, specify and add \$1,029 list

Dimensions	D	W	H
Overall	78 ½	39 ½	72
Seat	21	23 ½	17 ¾
Arm			25
Upholstery		Shipping	
COM Ydg	20	Ctn Wt	292
COL Sq Ft	120	Cu Ft	98

*screen available in fabric only, no leather

COM \$7,813
A \$8,029
B \$8,459
COL/C \$9,210
D \$10,177
E \$11,142
F \$12,646
G \$14,256
H \$15,974
I \$18,658
J \$21,879
L1 \$15,437
L2 \$17,585

Description	① Model	Specifications				List Price Per Grade	
	CV01623-12	Dimensions	D	W	H	COM	\$748
		Overall	16 ¼	23	12	A	\$765
		Upholstery		Shipping		B	\$796
		COM Ydg	1 ½	Ctn Wt	22	COL/C	\$853
		COL Sq Ft	27	Cu Ft	4	D	\$925
						E	\$998
						F	\$1,111
						G	\$1,231
						H	\$1,361
						I	\$1,562
						J	\$1,804
						L1	\$1,256
						L2	\$1,401

To Order, Specify:**① Model Number****② Wood Species**

- a.) Maple (M)
- b.) Walnut (WAL) - upcharge applies
- c.) White Oak (WOL) - upcharge applies

③ Finish

- a.) Maple Finish and Paint Color
- b.) Walnut Finish
- c.) White Oak Finish

④ Fabric Selection - vendor, pattern and color**⑤ Metal Color - Arctic Silver (ASL), Matte Black (MBK), Pewter (PEW) or Soft Nickel (SNK)****⑥ Optional Tablet Arm - indicate left (TBL) or right arm (TBR) as seated; Laminate (L) or Veneer (V)****⑦ Optional Seating Power Unit - Black (B) or White (W); indicate left (PUL) or right (PUR) arms as seated****⑧ Optional LED light - Arctic Silver (ASL), Matte Black (MBK), Pewter (PEW) or Soft Nickel (SNK)****③ Wood Finish Options:****Maple**

CAG	Aged Ash Coordinate
CAL	Ale Light Coordinate
ALM	Ale Medium
AUB	Auburn
BRL	Barley
CBE	Blonde Echo Coordinate
CBO	Bourbon Light Coordinate
BBM	Bourbon Medium
CBZ	Brazilwood Coordinate
CBG	Brighton Light Coordinate
BRM	Brighton Medium
BUT	Butterscotch
CIN	Cinnamon
CLA	Classic
CCF	Coffee Coordinate
CLL	Collectors
CCR	Cremello Coordinate
EAR	Earthy
ESP	Espresso
FLX	Flax
CFL	Florence Walnut Coordinate
CFO	Fossil Coordinate
CGR	Graphite Coordinate
HRV	Harvest
CHL	High Line Coordinate
CKC	Khaki Coordinate
LGC	Legacy
MCH	Mocha
NTO	Night Owl
COA	Oatmeal Cookie Coordinate
CPI	Pinnacle Walnut Coordinate
PRL	Praline

SAF	Saffron
SIE	Sienna
CST	Studio Teak Coordinate
TOF	Toffee
TRF	Truffle

VEN	Venetian
CVI	Vintage Coordinate
CWH	Walnut Heights Coordinate
CWE	Weathered Ash Coordinate

Color - Add \$43 list per item

BKD	Backdrop
BFX	Black Fox
BWH	Bright White
CGP	Cargo Pants
CHT	Chatroom
DSY	Daisy
DRG	Daring
DYN	Dynamo
ENG	Enigma
FRR	French Roast
GBY	Georgian Bay
GRV	Greek Villa
GLF	Gulf Stream
HTB	Heartthrob
NET	Network Gray
NWH	Nonchalant White
PAR	Paradise
QXP	Quixotic Plum
RBZ	Relic Bronze
SND	Sandbank
TRC	Tricorn Black

Walnut - upcharge applies

AUB	Auburn	SIE	Sienna
ESP	Espresso	TOF	Toffee
MCH	Mocha	TRF	Truffle
NTO	Night Owl		

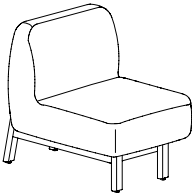

White Oak - upcharge applies


ACR	Acorn	POR	Porter
BUF	Buff	RYE	Rye
BUR	Burlap	SAD	Saddle
CHE	Chestnut	WWO	Whitewash
INK	Inkwell		


④ Visit www.jsifurniture.com/finishes-and-materials/textiles for our textiles program. See selection of standard and graded in manufacturers and patterns.

Specifications

- chair frame is puzzle jointed plywood construction
- back has a 3 7/8" tapered multi-density high resilience polyurethane foam
- arm has 3" multi-density polyurethane foam
- seat has synthetic sheet webbing and 5" multi-density high resilience polyurethane foam
- solid hardwood exterior frame
- mortise and tenon construction with corner blocks, glue and screws
- standard with rubber cushion adjustable metal leveling glides
- surround produced from molded plywood construction
- railroad upholstery on screens
- chair and privacy surround ships assembled
- privacy wing and hood requires field installation
- false welt detail around the perimeter of surround

Description	① Model	Specifications				List Price Per Grade
Single Seat 	CVM3425-31 <ul style="list-style-type: none">· maple legs standard· walnut or white oak legs available, specify and add \$246list	Dimensions	D	W	H	COM \$2,267
		Overall	34 ¼	25	30 ½	A \$2,298
		Seat	20	25	17 ¾	B \$2,356
		Arm			-	COL/C \$2,460
		Upholstery		Shipping		D \$2,593
		COM Ydg	2 ¾	Ctn Wt	63	E \$2,726
		COL Sq Ft	61	Cu Ft	18	F \$2,932
						G \$3,153
						H \$3,390
						I \$3,759
Two Seat 	CVM3450-31 <ul style="list-style-type: none">· maple legs standard· walnut or white oak legs available, specify and add \$331list	Dimensions	D	W	H	J \$4,202
		Overall	34 ¼	50	30 ½	L1 \$3,316
		Seat	20	50	17 ¾	L2 \$3,612
		Arm			-	
		Upholstery		Shipping		
		COM Ydg	4	Ctn Wt	85	
		COL Sq Ft	99	Cu Ft	34	

Description	① Model	Specifications				List Price Per Grade	
<div>Single Seat with Arm</div> <div></div> <div>left shown</div>	CVM3433-31-R	Dimensions	D	W	H	COM	\$2,723
	CVM3433-31-L	Overall	34 ¼	32 ½	30 ½	A	\$2,761
	• maple legs standard	Seat	20	23 ½	17 ¾	B	\$2,837
	• walnut or white oak legs available, specify and add \$265 list	Arm			25	COL/C	\$2,968
	• tablet arm available, specify and add \$715 list, indicate finish or laminate	Upholstery		Shipping		D	\$3,136
	• power available in the front of the upholstered chair, specify and add \$335 list, indicate color	COM Ydg	3 ½	Ctn Wt	69	E	\$3,306
		COL Sq Ft	77	Cu Ft	23	F	\$3,570
						G	\$3,852
						H	\$4,152
						I	\$4,621
						J	\$5,185
					L1	\$4,209	
					L2	\$4,621	

Two Seat with Arm	CVM3458-31-R	Dimensions	D W H	COM \$3,545
	CVM3458-31-L	D W H		A \$3,600
 <p>left shown</p>	<ul style="list-style-type: none"> maple legs standard walnut or white oak legs available, specify and add \$348 list tablet arm available, specify and add \$715 list, indicate finish or laminate power available in the front of the upholstered chair, specify and add \$335 list, indicate color 	Overall	34 ¼ 57 ½ 30 ½	B \$3,707
		Seat	20 48 ½ 17 ¾	COL/C \$3,896
		Arm	25	D \$4,136
		Upholstery	Shipping	E \$4,378
		COM Ydg	5 Ctn Wt 101	F \$4,754
		COL Sq Ft	110 Cu Ft 39	G \$5,157
				H \$5,587
				I \$6,258
				J \$7,063
				L1 \$5,666
				L2 \$6,258

To Order, Specify:**① Model Number****② Wood Species**

- a.) Maple (M)
b.) Walnut (WAL) - upcharge applies
c.) White Oak (WOL) - upcharge applies

③ Finish

- a.) Maple Finish and Paint Color
b.) Walnut Finish
c.) White Oak Finish

④ Fabric Selection - vendor, pattern and color**⑤ Optional Tablet Arm - indicate left (TBL) or right arm (TBR) as seated; Laminate (L) or Veneer (V)****⑥ Optional Seating Power Unit - Black (B) or White (W); indicate left (PUL) or right (PUR) arms as seated****③ Wood Finish Options:****Maple**

CAG	Aged Ash Coordinate
CAL	Ale Light Coordinate
ALM	Ale Medium
AUB	Auburn
BRL	Barley
CBE	Blonde Echo Coordinate
CBO	Bourbon Light Coordinate
BBM	Bourbon Medium
CBZ	Brazilwood Coordinate
CBG	Brighton Light Coordinate
BRM	Brighton Medium
BUT	Butterscotch
CIN	Cinnamon
CLA	Classic
CCF	Coffee Coordinate
CLL	Collectors
CCR	Cremello Coordinate
EAR	Earthy
ESP	Espresso
FLX	Flax
CFL	Florence Walnut Coordinate
CFO	Fossil Coordinate
CGR	Graphite Coordinate
HRV	Harvest
CHL	High Line Coordinate
CKC	Khaki Coordinate
LGC	Legacy
MCH	Mocha
NTO	Night Owl
COA	Oatmeal Cookie Coordinate
CPI	Pinnacle Walnut Coordinate
PRL	Praline

SAF	Saffron
SIE	Sienna
CST	Studio Teak Coordinate
TOF	Toffee
TRF	Truffle
VEN	Venetian
CVI	Vintage Coordinate
CWH	Walnut Heights Coordinate
CWE	Weathered Ash Coordinate

Color - Add \$43 list per item

BKD	Backdrop
BFX	Black Fox
BWH	Bright White
CGP	Cargo Pants
CHT	Chatroom
DSY	Daisy
DRG	Daring
DYN	Dynamo
ENG	Enigma
FRR	French Roast
GBY	Georgian Bay
GRV	Greek Villa
GLF	Gulf Stream
HTB	Hearthrob
NET	Network Gray
NWH	Nonchalant White
PAR	Paradise
QXP	Quixotic Plum
RBZ	Relic Bronze
SND	Sandbank
TRC	Tricorn Black

Walnut - upcharge applies

AUB	Auburn
ESP	Espresso
MCH	Mocha
NTO	Night Owl

SIE	Sienna
TOF	Toffee
TRF	Truffle

White Oak - upcharge applies

ACR	Acorn
BUF	Buff
BUR	Burlap
CHE	Chestnut
INK	Inkwell


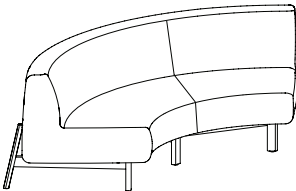
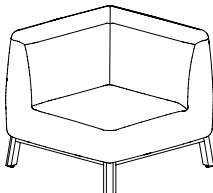
POR	Porter
RYE	Rye
SAD	Saddle
WWO	Whitewash

④ Visit www.jsifurniture.com/finishes-and-materials/textiles for our textiles program. See selection

of standard and graded in manufacturers and patterns.

Specifications

- chair frame is puzzle jointed plywood construction
- back has a 3 ¾" tapered multi-density high resilience polyurethane foam
- arm has 3" multi-density polyurethane foam
- seat has synthetic sheet webbing and 5" multi-density high resilience polyurethane foam
- solid hardwood exterior frame
- mortise and tenon construction with corner blocks, glue and screws
- standard with rubber cushion adjustable metal leveling glides
- linking brackets included

Description	① Model	Specifications	List Price Per Grade																														
45° Curved Seat 	CVM4536-31 <ul style="list-style-type: none">· maple legs standard· walnut or white oak legs available, specify and add \$301list	<table><tr><th>Dimensions</th><th>D</th><th>W</th><th>H</th></tr><tr><td>Overall</td><td>34</td><td>50 ¼</td><td>30 ½</td></tr><tr><td>Seat</td><td>20</td><td>-</td><td>17 ¾</td></tr><tr><th>Upholstery</th><th colspan="3">Shipping</th></tr><tr><td>COM Ydg</td><td>4 ½</td><td>Ctn Wt</td><td>81</td></tr><tr><td>COL Sq Ft</td><td>99</td><td>Cu Ft</td><td>35</td></tr></table>	Dimensions	D	W	H	Overall	34	50 ¼	30 ½	Seat	20	-	17 ¾	Upholstery	Shipping			COM Ydg	4 ½	Ctn Wt	81	COL Sq Ft	99	Cu Ft	35	COM \$3,066 A \$3,115 B \$3,213 COL/C \$3,381 D \$3,599 E \$3,817 F \$4,154 G \$4,516 H \$4,904 I \$5,507 J \$6,233 L1 \$4,976 L2 \$5,507						
		Dimensions	D	W	H																												
		Overall	34	50 ¼	30 ½																												
		Seat	20	-	17 ¾																												
		Upholstery	Shipping																														
		COM Ydg	4 ½	Ctn Wt	81																												
		COL Sq Ft	99	Cu Ft	35																												
		90° Curved Seat 	CVM9036-31 <ul style="list-style-type: none">· maple legs standard· walnut or white oak legs available, specify and add \$528list	<table><tr><th>Dimensions</th><th>D</th><th>W</th><th>H</th></tr><tr><td>Overall</td><td>45</td><td>93 ¼</td><td>30 ½</td></tr><tr><td>Seat</td><td>20</td><td>-</td><td>17 ¾</td></tr><tr><th>Upholstery</th><th colspan="3">Shipping</th></tr><tr><td>COM Ydg</td><td>7 ½</td><td>Ctn Wt</td><td>120</td></tr><tr><td>COL Sq Ft</td><td>204</td><td>Cu Ft</td><td>83</td></tr></table>	Dimensions	D	W	H	Overall	45	93 ¼	30 ½	Seat	20	-	17 ¾	Upholstery	Shipping			COM Ydg	7 ½	Ctn Wt	120	COL Sq Ft	204	Cu Ft	83	COM \$5,124 A \$5,205 B \$5,367 COL/C \$5,649 D \$6,012 E \$6,374 F \$6,936 G \$7,540 H \$8,184 I \$9,192 J \$10,400 L1 \$9,142 L2 \$10,239				
				Dimensions	D	W	H																										
				Overall	45	93 ¼	30 ½																										
Seat	20			-	17 ¾																												
Upholstery	Shipping																																
COM Ydg	7 ½			Ctn Wt	120																												
COL Sq Ft	204			Cu Ft	83																												
Corner Seat 	CVM3434-31-C <ul style="list-style-type: none">· maple legs standard· walnut or white oak legs available, specify and add \$337list· fabric on seat of unit runs diagonal			<table><tr><th>Dimensions</th><th>D</th><th>W</th><th>H</th></tr><tr><td>Overall</td><td>34 ¼</td><td>34 ¼</td><td>30 ½</td></tr><tr><td>Seat</td><td>20</td><td>20</td><td>17 ¾</td></tr><tr><td>Arm</td><td></td><td></td><td>-</td></tr><tr><th>Upholstery</th><th colspan="3">Shipping</th></tr><tr><td>COM Ydg</td><td>3 ¾</td><td>Ctn Wt</td><td>72</td></tr><tr><td>COL Sq Ft</td><td>83</td><td>Cu Ft</td><td>24</td></tr></table>	Dimensions	D	W	H	Overall	34 ¼	34 ¼	30 ½	Seat	20	20	17 ¾	Arm			-	Upholstery	Shipping			COM Ydg	3 ¾	Ctn Wt	72	COL Sq Ft	83	Cu Ft	24	COM \$2,786 A \$2,826 B \$2,906 COL/C \$3,048 D \$3,230 E \$3,411 F \$3,692 G \$3,994 H \$4,316 I \$4,819 J \$5,423 L1 \$4,216 L2 \$4,618
				Dimensions	D	W	H																										
				Overall	34 ¼	34 ¼	30 ½																										
		Seat	20	20	17 ¾																												
		Arm			-																												
		Upholstery	Shipping																														
		COM Ydg	3 ¾	Ctn Wt	72																												
		COL Sq Ft	83	Cu Ft	24																												

To Order, Specify:

- ① Model Number
- ② Wood Species
 - a.) Maple (M)
 - b.) Walnut (WAL) - upcharge applies
 - c.) White Oak (WOL) - upcharge applies
- ③ Finish
 - a.) Maple Finish and Paint Color
 - b.) Walnut Finish
 - c.) White Oak Finish
- ④ Fabric Selection - vendor, pattern and color

③ Wood Finish Options:

Maple

CAG	Aged Ash Coordinate	CFO	Fossil Coordinate
CAL	Ale Light Coordinate	CGR	Graphite Coordinate
ALM	Ale Medium	HRV	Harvest
AUB	Auburn	CHL	High Line Coordinate
BRL	Barley	CKK	Khaki Coordinate
CBE	Blonde Echo Coordinate	LGC	Legacy
CBO	Bourbon Light Coordinate	MCH	Mocha
BBM	Bourbon Medium	NTO	Night Owl
CBZ	Brazilwood Coordinate	COA	Oatmeal Cookie Coordinate
CBG	Brighton Light Coordinate	CPI	Pinnacle Walnut Coordinate
BRM	Brighton Medium	PRL	Praline
BUT	Butterscotch	SAF	Saffron
CIN	Cinnamon	SIE	Sienna
CLA	Classic	CST	Studio Teak Coordinate
CCF	Coffee Coordinate	TOF	Toffee
CLL	Collectors	TRF	Truffle
CCR	Cremello Coordinate	VEN	Venetian
EAR	Earthy	CVI	Vintage Coordinate
ESP	Espresso	CWH	Walnut Heights Coordinate
FLX	Flax	CWE	Weathered Ash Coordinate
CFL	Florence Walnut Coordinate		

Paint Color - Add \$43 list per item

BKD	Backdrop	GRV	Greek Villa
BFX	Black Fox	NET	Network Gray
BWH	Bright White	NWH	Nonchalant White
CGP	Cargo Pants	STM	Storm
CHT	Chatroom	TRC	Tricorn Black
FRR	French Roast		

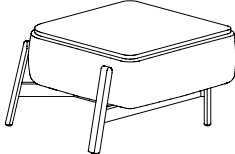
Walnut - upcharge applies

AUB	Auburn	SIE	Sienna
ESP	Espresso	TOF	Toffee
MCH	Mocha	TRF	Truffle
NTO	Night Owl		

White Oak - upcharge applies

ACR	Acorn	POR	Porter
BUF	Buff	RYE	Rye
BUR	Burlap	SAD	Saddle
CHE	Chestnut	WWO	Whitewash
INK	Inkwell		

- ④ Visit www.jsifurniture.com/finishes-and-materials/textiles for our textiles program. See selection of standard and graded in manufacturers and patterns.

Description	1 Model	Specifications				List Price Per Grade		
<div>Corner Table</div> <div></div>	<div>CVT3434-19-C</div> <div><div>• maple legs standard</div><div>• walnut or white oak legs available, specify and add \$337list</div><div>• power available in surface, specify and add \$335 list, indicate color</div><div>• surface available in veneer or laminate with 1mm band</div></div>	Dimensions		D	W	H	COM	\$1,927
		Overall		34 ¼	34 ¼	19	A	\$1,949
		Upholstery		Shipping			B	\$1,992
		COM Ydg		2	Ctn Wt	70	COL/C	\$2,068
		COL Sq Ft		44	Cu Ft	16	D	\$2,165
							E	\$2,261
							F	\$2,411
							G	\$2,572
							H	\$2,744
							I	\$3,013
					J	\$3,334		
					L1	\$2,776		
					L2	\$3,013		

To Order, Specify:

- 1 Model Number
- 2 Table Top Surface Material
 - a.) Laminate Surface
 - b.) Veneer Surface
 - 1.) Cherry Flat Cut (CH1)
 - 2.) Maple Flat Cut (MA1)
 - 3.) Walnut Flat Cut (WA1)
 - 4.) White Oak (WO)
- 3 Fabric Selection - vendor, pattern and color
- 4 Optional Surface Power Unit - Black (B) or White (W)

2 Table Top Surface Material:**Laminate**

AGA	Aged Ash	GRH	Graphite
ALB	Alabaster	HGL	High Line
ALL	Ale Light	OAT	Oatmeal Cookie
BLO	Blonde Echo	PIN	Pinnacle Walnut
BOL	Bourbon Light	SHD	Shadow
BZW	Brazilwood	SLG	Slate Grey
BBL	Bridal Blanco	STU	Studio Teak
BGL	Brighton Light	VIN	Vintage
CLL	Collectors	WLH	Walnut Heights
DWH	Designer White	WEA	Weathered Ash
FLO	Florence Walnut		

2 Table Top Surface Material (cont):**Veneer****Cherry**

BRL	Barley	EAR	Earthy
BBN	Bourbon Medium	HRV	Harvest
BRM	Brighton Medium	LGC	Legacy
CLL	Collectors	PRL	Praline
CLA	Classic	SAF	Saffron

Maple

ALM	Ale Medium	FLX	Flax
BUT	Butterscotch	VEN	Venetian
CIN	Cinnamon		

Walnut - upcharge applies

AUB	Auburn	SIE	Sienna
ESP	Espresso	TOF	Toffee
MCH	Mocha	TRF	Truffle
NTO	Night Owl		

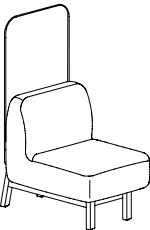
White Oak - upcharge applies

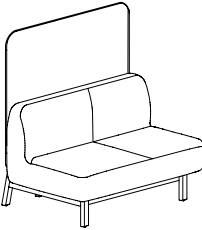
ACR	Acorn	POR	Porter
BUF	Buff	RYE	Rye
BUR	Burlap	SAD	Saddle
CHE	Chestnut	WWO	Whitewash
INK	Inkwell		



- 3 Visit www.jsifurniture.com/finishes-and-materials/textiles for our textiles program. See selection of standard and graded in manufacturers and patterns.

Specifications

- chair frame is puzzle jointed plywood construction
- back has a 3 ¾" tapered multi-density high resilience polyurethane foam
- arm has 3" multi-density polyurethane foam
- seat has synthetic sheet webbing and 5" multi-density high resilience polyurethane foam
- solid hardwood exterior frame
- mortise and tenon construction with corner blocks, glue and screws
- standard with rubber cushion adjustable metal leveling glides
- linking brackets included

Description	① Model	Specifications				List Price Per Grade			
Single Seat with 52h Screen" 	CVM3425-52 <ul style="list-style-type: none">maple legs standardwalnut or white oak legs available, specify and add \$246listseat and screen ship assembledspecify upholstery on seat separately from upholstery on screen	Dimensions		D	W	H	COM	\$2,981	
		Overall		34 ¼	25	52	A	\$3,030	
		Seat		20	25	17 ¾	B	\$3,127	
		Upholstery		Shipping		COL/C	\$3,296		
		COM Ydg		4 ½	Ctn Wt	115	D	\$3,513	
		COL Sq Ft		61	Cu Ft	33	E	\$3,731	
		*screen available in fabric only, no leather						F	\$4,069
								G	\$4,432
								H	\$4,818
								I	\$5,421
								J	\$6,147
						L1	\$4,697		
						L2	\$5,180		

Two Seat with 52h Screen" 	CVM3450-52 <ul style="list-style-type: none">maple legs standardwalnut or white oak legs available, specify and add \$331listseat and screen ship assembledspecify upholstery on seat separately from upholstery on screen	Dimensions		D	W	H	COM	\$4,042	
		Overall		34 ¼	50	52	A	\$4,118	
		Seat		20	50	17 ¾	B	\$4,268	
		Upholstery		Shipping		COL/C	\$4,531		
		COM Ydg		7	Ctn Wt	165	D	\$4,869	
		COL Sq Ft		99	Cu Ft	64	E	\$5,209	
		*screen available in fabric only, no leather						F	\$5,734
								G	\$6,297
								H	\$6,900
								I	\$7,839
								J	\$8,965
						L1	\$6,711		
						L2	\$7,463		

Description	1 Model	Specifications	List Price Per Grade
Single Seat with Arm and 52h Screen"  left shown	CVM3533-52-R	Dimensions	COM \$3,989
	CVM3533-52-L	D	A \$4,066
	• maple legs standard	W	B \$4,223
	• walnut or white oak legs available, specify and add \$265list	H	COL/C \$4,494
	• seat and surround ship assembled	Overall 35 ¼ 32 ½ 52	D \$4,845
	• specify upholstery on seat separately from upholstery on screen	Seat 20 23 ½ 17 ¾	E \$5,196
	• tablet arm available, specify and add \$715 list, indicate finish or laminate	Arm 25	F \$5,740
	• power available in the front of the upholstered chair, specify and add \$335 list, indicate color	Upholstery	G \$6,325
		Shipping	H \$6,948
		COM Ydg 7 ¼ Ctn Wt 146	I \$7,920
		COL Sq Ft 77 Cu Ft 44	J \$9,088
		*screen available in fabric only, no leather	L1 \$6,753
			L2 \$7,531
Two Seat with Arm and 52h Screen"  left shown	CVM3558-52-R	Dimensions	COM \$5,020
	CVM3558-52-L	D	A \$5,131
	• maple legs standard	W	B \$5,352
	• walnut or white oak legs available, specify and add \$348list	H	COL/C \$5,736
	• seat and surround ship assembled	Overall 35 ¼ 57 ½ 52	D \$6,232
	• specify upholstery on seat separately from upholstery on screen	Seat 20 48 ½ 17 ¾	E \$6,727
	• tablet arm available, specify and add \$715 list, indicate finish or laminate	Arm 25	F \$7,496
	• power available in the front of the upholstered chair, specify and add \$335 list, indicate color	Upholstery	G \$8,322
		Shipping	H \$9,203
		COM Ydg 10 ¼ Ctn Wt 204	I \$10,579
		COL Sq Ft 110 Cu Ft 75	J \$12,229
		*screen available in fabric only, no leather	L1 \$8,928
			L2 \$10,029

To Order, Specify:**1 Model Number****2 Wood Species**

- a.) Maple (M)
 b.) Walnut (WAL) - upcharge applies
 c.) White Oak (WOL) - upcharge applies

3 Finish

- a.) Maple Finish and Paint Color
 b.) Walnut Finish
 c.) White Oak Finish

4 Fabric Selection - vendor, pattern and color**5 Optional Tablet Arm - indicate left (TBL) or right arm (TBR) as seated; Laminate (L) or Veneer (V)****6 Optional Seating Power Unit - Black (B) or White (W)****3 Wood Finish Options:****Maple**

CAG	Aged Ash Coordinate
CAL	Ale Light Coordinate
ALM	Ale Medium
AUB	Auburn
BRL	Barley
CBE	Blonde Echo Coordinate
CBO	Bourbon Light Coordinate
BBM	Bourbon Medium
CBZ	Brazilwood Coordinate
CBG	Brighton Light Coordinate
BRM	Brighton Medium
BUT	Butterscotch
CIN	Cinnamon
CLA	Classic
CCF	Coffee Coordinate
CLL	Collectors
CCR	Cremello Coordinate
EAR	Earthy
ESP	Espresso
FLX	Flax
CFL	Florence Walnut Coordinate
CFO	Fossil Coordinate
CGR	Graphite Coordinate
HRV	Harvest
CHL	High Line Coordinate
CKC	Khaki Coordinate
LGC	Legacy
MCH	Mocha
NTO	Night Owl
COA	Oatmeal Cookie Coordinate
CPI	Pinnacle Walnut Coordinate
PRL	Praline

SAF	Saffron
SIE	Sienna
CST	Studio Teak Coordinate
TOF	Toffee
TRF	Truffle
VEN	Venetian
CVI	Vintage Coordinate
CWH	Walnut Heights Coordinate
CWE	Weathered Ash Coordinate

Color - Add \$43 list per item

BKD	Backdrop
BFX	Black Fox
BWH	Bright White
CGP	Cargo Pants
CHT	Chatroom
DSY	Daisy
DRG	Daring
DYN	Dynamo
ENG	Enigma
FRR	French Roast
GBY	Georgian Bay
GRV	Greek Villa
GLF	Gulf Stream
HTB	Hearthrob
NET	Network Gray
NWH	Nonchalant White
PAR	Paradise
QXP	Quixotic Plum
RBZ	Relic Bronze
SND	Sandbank
TRC	Tricorn Black

Walnut - upcharge applies

AUB	Auburn	SIE	Sienna
ESP	Espresso	TOF	Toffee
MCH	Mocha	TRF	Truffle
NTO	Night Owl		

White Oak - upcharge applies

ACR	Acorn	POR	Porter
BUF	Buff	RYE	Rye
BUR	Burlap	SAD	Saddle
CHE	Chestnut	WWO	Whitewash
INK	Inkwell		

4 Visit www.jsifurniture.com/finishes-and-materials/textiles for our textiles program. See selection of standard and graded in manufacturers and patterns.

Specifications

- chair frame is puzzle jointed plywood construction
- back has a 3 ¾" tapered multi-density high resilience polyurethane foam
- arm has 3" multi-density polyurethane foam
- seat has synthetic sheet webbing and 5" multi-density high resilience polyurethane foam
- solid hardwood exterior frame
- mortise and tenon construction with corner blocks, glue and screws
- standard with rubber cushion adjustable metal leveling glides
- railroad upholstery on screens
- privacy wing and hood requires field installation
- false welt detail around the perimeter of surround
- linking brackets included

Description	① Model	Specifications	List Price Per Grade
45° Curved Seat with 52h Screen"	CVM4536-52	Dimensions	COM \$4,253
		Overall	A \$4,339
90° Curved Seat with 52h Screen"	CVM9036-52	Seat	B \$4,511
		Upholstery	COL/C \$4,812
Corner Seat with 52h Screen"	CVM3434-52-C	Shipping	D \$5,198
		COM Ydg	E \$5,585
		COL Sq Ft	F \$6,186
			G \$6,829
			H \$7,517
			I \$8,591
			J \$9,879
			L1 \$7,303
			L2 \$8,161
			COM \$7,016
			A \$7,165
			B \$7,460
			COL/C \$7,977
			D \$8,641
			E \$9,306
			F \$10,338
			G \$11,446
			H \$12,627
			I \$14,473
			J \$16,687
			L1 \$12,258
			L2 \$13,735
			COM \$3,979
			A \$4,062
			B \$4,222
			COL/C \$4,505
			D \$4,867
			E \$5,229
			F \$5,792
			G \$6,397
			H \$7,041
			I \$8,047
			J \$9,255
			L1 \$6,840
			L2 \$7,645

To Order, Specify:

- ① Model Number
- ② Wood Species
 - a.) Maple (M)
 - b.) Walnut (WAL) - upcharge applies
 - c.) White Oak (WOL) - upcharge applies
- ③ Finish
 - a.) Maple Finish and Paint Color
 - b.) Walnut Finish
 - c.) White Oak Finish
- ④ Fabric Selection - vendor, pattern and color

③ Wood Finish Options:

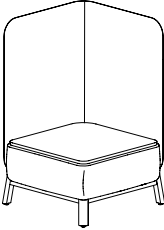
Maple

CAG	Aged Ash Coordinate	CFO	Fossil Coordinate
CAL	Ale Light Coordinate	CGR	Graphite Coordinate
ALM	Ale Medium	HRV	Harvest
AUB	Auburn	CHL	High Line Coordinate
BRL	Barley	CKC	Khaki Coordinate
CBE	Blonde Echo Coordinate	LGC	Legacy
CBO	Bourbon Light Coordinate	MCH	Mocha
BBM	Bourbon Medium	NTD	Night Owl
CBZ	Brazilwood Coordinate	COA	Oatmeal Cookie Coordinate
CBG	Brighton Light Coordinate	CPI	Pinnacle Walnut Coordinate
BRM	Brighton Medium	PRL	Praline
BUT	Butterscotch	SAF	Saffron
CIN	Cinnamon	SIE	Sienna
CLA	Classic	CST	Studio Teak Coordinate
CCF	Coffee Coordinate	TOF	Toffee
CLL	Collectors	TRF	Truffle
CCR	Cremello Coordinate	VEN	Venetian
EAR	Earthy	CVI	Vintage Coordinate
ESP	Espresso	CWH	Walnut Heights Coordinate
FLX	Flax	CWE	Weathered Ash Coordinate
CFL	Florence Walnut Coordinate		

Paint Color - Add \$43 list per item

BKD	Backdrop	GRV	Greek Villa
BFX	Black Fox	NET	Network Gray
BWH	Bright White	NWH	Nonchalant White
CGP	Cargo Pants	STM	Storm
CHT	Chatroom	TRC	Tricorn Black
FRR	French Roast		
Walnut - upcharge applies			
AUB	Auburn	SIE	Sienna
ESP	Espresso	TOF	Toffee
MCH	Mocha	TRF	Truffle
NTD	Night Owl		
White Oak - upcharge applies			
ACR	Acorn	POR	Porter
BUF	Buff	RYE	Rye
BUR	Burlap	SAD	Saddle
CHE	Chestnut	WWO	Whitewash
INK	Inkwell		

- ④ Visit www.jsifurniture.com/finishes-and-materials/textiles for our textiles program. See selection of standard and graded in manufacturers and patterns.

Description	1 Model	Specifications	List Price Per Grade
Corner Table with 52h Screen" 	CVT3434-52-C <ul style="list-style-type: none"> maple legs standard walnut or white oak legs available, specify and add \$337list seat and screen ship assembled specify upholstery on seat separately from upholstery on screen power available in surface, specify and add \$335 list, indicate color surface available in veneer or laminate with 1mm band 	Dimensions	COM \$3,153
		Overall D W H	A \$3,216
		Overall 34 1/4 34 1/4 52	B \$3,340
		Upholstery	COL/C \$3,556
		Shipping	D \$3,834
		COM Ydg 5 3/4 Ctn Wt 147	E \$4,112
		COL Sq Ft 44 Cu Ft 44	F \$4,544
		*screen available in fabric only, no leather	G \$5,006
			H \$5,501
			I \$6,271
			J \$7,198
			L1 \$5,347
			L2 \$5,963

To Order, Specify:

- Model Number
- Table Top Surface Material
 - Laminate Surface
 - Veneer Surface
 - Cherry Flat Cut (CH1)
 - Maple Flat Cut (MA1)
 - Walnut Flat Cut (WA1)
 - White Oak (WO)
- Fabric Selection - vendor, pattern and color
- Optional Surface Power Unit - Black (B) or White (W)

2 Table Top Surface Material:**Laminate**

AGA Aged Ash	GRH Graphite
ALB Alabaster	HGL High Line
ALL Ale Light	OAT Oatmeal Cookie
BLO Blonde Echo	PIN Pinnacle Walnut
BOL Bourbon Light	SHD Shadow
BZW Brazilwood	SLG Slate Grey
BBL Bridal Blanco	STU Studio Teak
BGL Brighton Light	VIN Vintage
CLL Collectors	WLH Walnut Heights
DWH Designer White	WEA Weathered Ash
FLO Florence Walnut	

2 Table Top Surface Material (cont): Veneer**Cherry**

BRL Barley	EAR Earthy
BBM Bourbon Medium	HRV Harvest
BRM Brighton Medium	LGC Legacy
CLL Collectors	PRL Praline
CLA Classic	SAF Saffron

Maple

ALM Ale Medium	FLX Flax
BUT Butterscotch	VEN Venetian
CIN Cinnamon	

Walnut - upcharge applies

AUB Auburn	SIE Sienna
ESP Espresso	TOF Toffee
MCH Mocha	TRF Truffle
NTO Night Owl	

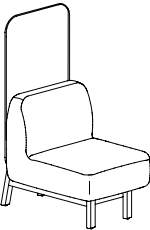
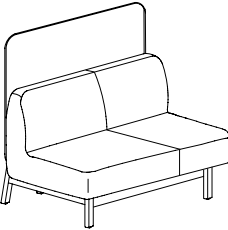
White Oak - upcharge applies

ACR Acorn	POR Porter
BUF Buff	RYE Rye
BUR Burlap	SAD Saddle
CHE Chestnut	WWO Whitewash
INK Inkwell	

Specifications

- chair frame is puzzle jointed plywood construction
- back has a 3 3/4" tapered multi-density high resilience polyurethane foam
- arm has 3" multi-density polyurethane foam
- seat has synthetic sheet webbing and 5" multi-density high resilience polyurethane foam
- solid hardwood exterior frame
- mortise and tenon construction with corner blocks, glue and screws
- standard with rubber cushion adjustable metal leveling glides
- railroad upholstery on screens
- privacy wing and hood requires field installation
- false welt detail around the perimeter of surround
- linking brackets included

3 Visit www.jsifurniture.com/finishes-and-materials/textiles for our textiles program. See selection of standard and graded in manufacturers and patterns.

Description	① Model	Specifications				List Price Per Grade		
Single Seat with 44h Screen" 	CVM3425-44 <ul style="list-style-type: none">· maple legs standard· walnut or white oak legs available, specify and add \$246list· seat and screen ship assembled· specify upholstery on seat separately from upholstery on screen	Dimensions		D	W	H	COM	\$2,957
		Overall		34 ¼	25	44	A	\$3,007
		Seat		20	25	17 ¾	B	\$3,103
		Upholstery		Shipping		COL/C	\$3,273	
		COM Ydg		4 ½	Ctn Wt	112	D	\$3,490
		COL Sq Ft		61	Cu Ft	29	E	\$3,708
		*screen available in fabric only, no leather					F	\$4,045
							G	\$4,408
							H	\$4,795
							I	\$5,398
					J	\$6,124		
					L1	\$4,673		
					L2	\$5,157		
Two Seat with 44h Screen" 	CVM3450-44 <ul style="list-style-type: none">· maple legs standard· walnut or white oak legs available, specify and add \$331list· seat and screen ship assembled· specify upholstery on seat separately from upholstery on screen	Dimensions		D	W	H	COM	\$3,997
		Overall		34 ¼	50	44	A	\$4,072
		Seat		20	50	17 ¾	B	\$4,223
		Upholstery		Shipping		COL/C	\$4,486	
		COM Ydg		7	Ctn Wt	158	D	\$4,824
		COL Sq Ft		99	Cu Ft	55	E	\$5,162
		*screen available in fabric only, no leather					F	\$5,689
							G	\$6,252
							H	\$6,854
							I	\$7,793
					J	\$8,920		
					L1	\$6,666		
					L2	\$7,418		

Description	① Model	Specifications	List Price Per Grade																												
Single Seat with Arm and 44h Screen"	CVM3533-44-R	<table><tr><th>Dimensions</th><th>D</th><th>W</th><th>H</th></tr><tr><td>Overall</td><td>35 ¼</td><td>32 ½</td><td>44</td></tr><tr><td>Seat</td><td>20</td><td>23 ½</td><td>17 ¾</td></tr><tr><td>Arm</td><td></td><td></td><td>25</td></tr><tr><th>Upholstery</th><th colspan="3">Shipping</th></tr><tr><td>COM Ydg</td><td>7 ¼</td><td>Ctn Wt</td><td>138</td></tr><tr><td>COL Sq Ft</td><td>77</td><td>Cu Ft</td><td>38</td></tr></table>	Dimensions	D	W	H	Overall	35 ¼	32 ½	44	Seat	20	23 ½	17 ¾	Arm			25	Upholstery	Shipping			COM Ydg	7 ¼	Ctn Wt	138	COL Sq Ft	77	Cu Ft	38	COM \$3,965
	Dimensions		D	W	H																										
Overall	35 ¼	32 ½	44																												
Seat	20	23 ½	17 ¾																												
Arm			25																												
Upholstery	Shipping																														
COM Ydg	7 ¼	Ctn Wt	138																												
COL Sq Ft	77	Cu Ft	38																												
	CVM3533-44-L		A \$4,043																												
	<ul style="list-style-type: none">• maple legs standard• walnut or white oak legs available, specify and add \$265list• seat and surround ship assembled• specify upholstery on seat separately from upholstery on screen• tablet arm available, specify and add \$715 list, indicate finish or laminate• power available in the front of the upholstered chair, specify and add \$335 list, indicate color		B \$4,200																												
			COL/C \$4,471																												
			D \$4,821																												
			E \$5,173																												
			F \$5,717																												
			G \$6,302																												
			H \$6,925																												
			I \$7,897																												
			J \$9,065																												
			L1 \$6,730																												
			L2 \$7,508																												

To Order, Specify:

- 1 Model Number
- 2 Wood Species
 - a.) Maple (M)
 - b.) Walnut (WAL) - upcharge applies
 - c.) White Oak (WOL) - upcharge applies
- 3 Finish
 - a.) Maple Finish and Paint Color
 - b.) Walnut Finish
 - c.) White Oak Finish
- 4 Fabric Selection - vendor, pattern and color
- 5 Optional Tablet Arm - Indicate None (NTB) or Yes (TBT); Laminate (L) or Veneer (V)
- 6 Optional Seating Power Unit - Black (B) or White (W)

3 Wood Finish Options:**Maple**

CAG	Aged Ash Coordinate
CAL	Ale Light Coordinate
ALM	Ale Medium
AUB	Auburn
BRL	Barley
CBE	Blonde Echo Coordinate
CBO	Bourbon Light Coordinate
BBM	Bourbon Medium
CBZ	Brazilwood Coordinate
CBG	Brighton Light Coordinate
BRM	Brighton Medium
BUT	Butterscotch
CIN	Cinnamon
CLA	Classic
CCF	Coffee Coordinate
CLL	Collectors
CCR	Cremello Coordinate
EAR	Earthy
ESP	Espresso
FLX	Flax
CFL	Florence Walnut Coordinate
CFO	Fossil Coordinate
CGR	Graphite Coordinate
HRV	Harvest
CHL	High Line Coordinate
CKC	Khaki Coordinate
LGC	Legacy
MCH	Mocha
NTO	Night Owl
COA	Oatmeal Cookie Coordinate
CPI	Pinnacle Walnut Coordinate
PRL	Praline

SAF	Saffron
SIE	Sienna
CST	Studio Teak Coordinate
TOF	Toffee
TRF	Truffle
VEN	Venetian
CVI	Vintage Coordinate
CWH	Walnut Heights Coordinate
CWE	Weathered Ash Coordinate

Color - Add \$43 list per item

BKD	Backdrop
BFX	Black Fox
BWH	Bright White
CGP	Cargo Pants
CHT	Chatroom
DSY	Daisy
DRG	Daring
DYN	Dynamo
ENG	Enigma
FRR	French Roast
GBY	Georgian Bay
GRV	Greek Villa
GLF	Gulf Stream
HTB	Hearthrob
NET	Network Gray
NWH	Nonchalant White
PAR	Paradise
QXP	Quixotic Plum
RBZ	Relic Bronze
SND	Sandbank
TRC	Tricorn Black

Walnut - upcharge applies

AUB	Auburn
ESP	Espresso
MCH	Mocha
NTO	Night Owl

SIE	Sienna
TOF	Toffee
TRF	Truffle

White Oak - upcharge applies

ACR	Acorn
BUF	Buff
BUR	Burlap
CHE	Chestnut
INK	Inkwell

POR	Porter
RYE	Rye
SAD	Saddle
WWO	Whitewash

- 4 Visit www.jsifurniture.com/finishes-and-materials/textiles for our textiles program. See selection of standard and graded in manufacturers and patterns.

Specifications

- chair frame is puzzle jointed plywood construction
- back has a 3 ¾" tapered multi-density high resilience polyurethane foam
- arm has 3" multi-density polyurethane foam
- seat has synthetic sheet webbing and 5" multi-density high resilience polyurethane foam
- solid hardwood exterior frame
- mortise and tenon construction with corner blocks, glue and screws
- standard with rubber cushion adjustable metal leveling glides
- railroad upholstery on screens
- privacy wing and hood requires field installation
- false welt detail around the perimeter of surround
- linking brackets included

Description	① Model	Specifications	List Price Per Grade																																																						
45° Curved Seat with 44h Screen”	CVM4536-44 <ul style="list-style-type: none">· maple legs standard· walnut or white oak legs available, specify and add \$301list· seat and screen ship assembled· specify upholstery on seat separately from upholstery on screen	<table><tr><th>Dimensions</th><th>D</th><th>W</th><th>H</th></tr><tr><td>Overall</td><td>34</td><td>52½</td><td>44</td></tr><tr><td>Seat</td><td>20</td><td>-</td><td>17¾</td></tr><tr><th>Upholstery</th><th colspan="3">Shipping</th></tr><tr><td>COM Ydg</td><td>8</td><td>Ctn Wt</td><td>146</td></tr><tr><td>COL Sq Ft</td><td>99</td><td>Cu Ft</td><td>57</td></tr></table> <p>*screen available in fabric only, no leather</p>	Dimensions	D	W	H	Overall	34	52½	44	Seat	20	-	17¾	Upholstery	Shipping			COM Ydg	8	Ctn Wt	146	COL Sq Ft	99	Cu Ft	57	<table><tr><td>COM</td><td>\$4,231</td></tr><tr><td>A</td><td>\$4,317</td></tr><tr><td>B</td><td>\$4,489</td></tr><tr><td>COL/C</td><td>\$4,790</td></tr><tr><td>D</td><td>\$5,176</td></tr><tr><td>E</td><td>\$5,563</td></tr><tr><td>F</td><td>\$6,164</td></tr><tr><td>G</td><td>\$6,807</td></tr><tr><td>H</td><td>\$7,495</td></tr><tr><td>I</td><td>\$8,569</td></tr><tr><td>J</td><td>\$9,857</td></tr><tr><td>L1</td><td>\$7,281</td></tr><tr><td>L2</td><td>\$8,139</td></tr></table>	COM	\$4,231	A	\$4,317	B	\$4,489	COL/C	\$4,790	D	\$5,176	E	\$5,563	F	\$6,164	G	\$6,807	H	\$7,495	I	\$8,569	J	\$9,857	L1	\$7,281	L2	\$8,139				
Dimensions	D	W	H																																																						
Overall	34	52½	44																																																						
Seat	20	-	17¾																																																						
Upholstery	Shipping																																																								
COM Ydg	8	Ctn Wt	146																																																						
COL Sq Ft	99	Cu Ft	57																																																						
COM	\$4,231																																																								
A	\$4,317																																																								
B	\$4,489																																																								
COL/C	\$4,790																																																								
D	\$5,176																																																								
E	\$5,563																																																								
F	\$6,164																																																								
G	\$6,807																																																								
H	\$7,495																																																								
I	\$8,569																																																								
J	\$9,857																																																								
L1	\$7,281																																																								
L2	\$8,139																																																								
90° Curved Seat with 44h Screen”	CVM9036-44 <ul style="list-style-type: none">· maple legs standard· walnut or white oak legs available, specify and add \$528list· seat and screen ship assembled· specify upholstery on seat separately from upholstery on screen	<table><tr><th>Dimensions</th><th>D</th><th>W</th><th>H</th></tr><tr><td>Overall</td><td>45</td><td>96¼</td><td>44</td></tr><tr><td>Seat</td><td>20</td><td>-</td><td>17¾</td></tr><tr><th>Upholstery</th><th colspan="3">Shipping</th></tr><tr><td>COM Ydg</td><td>13¾</td><td>Ctn Wt</td><td>232</td></tr><tr><td>COL Sq Ft</td><td>204</td><td>Cu Ft</td><td>136</td></tr></table> <p>*screen available in fabric only, no leather</p>	Dimensions	D	W	H	Overall	45	96¼	44	Seat	20	-	17¾	Upholstery	Shipping			COM Ydg	13¾	Ctn Wt	232	COL Sq Ft	204	Cu Ft	136	<table><tr><td>COM</td><td>\$7,045</td></tr><tr><td>A</td><td>\$7,195</td></tr><tr><td>B</td><td>\$7,489</td></tr><tr><td>COL/C</td><td>\$8,006</td></tr><tr><td>D</td><td>\$8,670</td></tr><tr><td>E</td><td>\$9,335</td></tr><tr><td>F</td><td>\$10,367</td></tr><tr><td>G</td><td>\$11,475</td></tr><tr><td>H</td><td>\$12,656</td></tr><tr><td>I</td><td>\$14,502</td></tr><tr><td>J</td><td>\$16,717</td></tr><tr><td>L1</td><td>\$12,288</td></tr><tr><td>L2</td><td>\$13,764</td></tr></table>	COM	\$7,045	A	\$7,195	B	\$7,489	COL/C	\$8,006	D	\$8,670	E	\$9,335	F	\$10,367	G	\$11,475	H	\$12,656	I	\$14,502	J	\$16,717	L1	\$12,288	L2	\$13,764				
Dimensions	D	W	H																																																						
Overall	45	96¼	44																																																						
Seat	20	-	17¾																																																						
Upholstery	Shipping																																																								
COM Ydg	13¾	Ctn Wt	232																																																						
COL Sq Ft	204	Cu Ft	136																																																						
COM	\$7,045																																																								
A	\$7,195																																																								
B	\$7,489																																																								
COL/C	\$8,006																																																								
D	\$8,670																																																								
E	\$9,335																																																								
F	\$10,367																																																								
G	\$11,475																																																								
H	\$12,656																																																								
I	\$14,502																																																								
J	\$16,717																																																								
L1	\$12,288																																																								
L2	\$13,764																																																								
Corner Seat with 44h Screen”	CVM3434-44-C <ul style="list-style-type: none">· maple legs standard· walnut or white oak legs available, specify and add \$337list· seat and surround ship assembled· specify upholstery on seat separately from upholstery on screen· fabric on seat of unit runs diagonal	<table><tr><th>Dimensions</th><th>D</th><th>W</th><th>H</th></tr><tr><td>Overall</td><td>34¼</td><td>34¼</td><td>44</td></tr><tr><td>Seat</td><td>20</td><td>20</td><td>17¾</td></tr><tr><td>Arm</td><td></td><td></td><td>-</td></tr><tr><th>Upholstery</th><th colspan="3">Shipping</th></tr><tr><td>COM Ydg</td><td>7½</td><td>Ctn Wt</td><td>141</td></tr><tr><td>COL Sq Ft</td><td>83</td><td>Cu Ft</td><td>38</td></tr></table>	Dimensions	D	W	H	Overall	34¼	34¼	44	Seat	20	20	17¾	Arm			-	Upholstery	Shipping			COM Ydg	7½	Ctn Wt	141	COL Sq Ft	83	Cu Ft	38	<table><tr><td>COM</td><td>\$3,957</td></tr><tr><td>A</td><td>\$4,040</td></tr><tr><td>B</td><td>\$4,200</td></tr><tr><td>COL/C</td><td>\$4,483</td></tr><tr><td>D</td><td>\$4,845</td></tr><tr><td>E</td><td>\$5,207</td></tr><tr><td>F</td><td>\$5,770</td></tr><tr><td>G</td><td>\$6,375</td></tr><tr><td>H</td><td>\$7,018</td></tr><tr><td>I</td><td>\$8,025</td></tr><tr><td>J</td><td>\$9,233</td></tr><tr><td>L1</td><td>\$6,818</td></tr><tr><td>L2</td><td>\$7,623</td></tr></table>	COM	\$3,957	A	\$4,040	B	\$4,200	COL/C	\$4,483	D	\$4,845	E	\$5,207	F	\$5,770	G	\$6,375	H	\$7,018	I	\$8,025	J	\$9,233	L1	\$6,818	L2	\$7,623
Dimensions	D	W	H																																																						
Overall	34¼	34¼	44																																																						
Seat	20	20	17¾																																																						
Arm			-																																																						
Upholstery	Shipping																																																								
COM Ydg	7½	Ctn Wt	141																																																						
COL Sq Ft	83	Cu Ft	38																																																						
COM	\$3,957																																																								
A	\$4,040																																																								
B	\$4,200																																																								
COL/C	\$4,483																																																								
D	\$4,845																																																								
E	\$5,207																																																								
F	\$5,770																																																								
G	\$6,375																																																								
H	\$7,018																																																								
I	\$8,025																																																								
J	\$9,233																																																								
L1	\$6,818																																																								
L2	\$7,623																																																								

To Order, Specify:

- Model Number
- Wood Species
 - Maple (M)
 - Walnut (WAL) - upcharge applies
 - White Oak (WOL) - upcharge applies
- Finish
 - Maple Finish and Paint Color
 - Walnut Finish
 - White Oak Finish
- Fabric Selection - vendor, pattern and color

3 Wood Finish Options:

Maple

CAG	Aged Ash Coordinate	CFO	Fossil Coordinate
CAL	Ale Light Coordinate	CGR	Graphite Coordinate
ALM	Ale Medium	HRV	Harvest
AUB	Auburn	CHL	High Line Coordinate
BRL	Barley	CKC	Khaki Coordinate
CBE	Blonde Echo Coordinate	LGC	Legacy
CBO	Bourbon Light Coordinate	MCH	Mocha
BBM	Bourbon Medium	NTO	Night Owl
CBZ	Brazilwood Coordinate	COA	Oatmeal Cookie Coordinate
CBG	Brighton Light Coordinate	CPI	Pinnacle Walnut Coordinate
BRM	Brighton Medium	PRL	Praline
BUT	Butterscotch	SAF	Saffron
CIN	Cinnamon	SIE	Sienna
CLA	Classic	CST	Studio Teak Coordinate
CCF	Coffee Coordinate	TOF	Toffee
CLL	Collectors	TRF	Truffle
CCR	Cremello Coordinate	VEN	Venetian
EAR	Earthy	CVI	Vintage Coordinate
ESP	Espresso	CWH	Walnut Heights Coordinate
FLX	Flax	CWE	Weathered Ash Coordinate
CFL	Florence Walnut Coordinate		

Paint Color - Add \$43 list per item

BKD	Backdrop	GRV	Greek Villa
BFX	Black Fox	NET	Network Gray
BWH	Bright White	NWH	Nonchalant White
CGP	Cargo Pants	STM	Storm
CHT	Chatroom	TRC	Tricorn Black
FRR	French Roast		


Walnut - upcharge applies

AUB	Auburn	SIE	Sienna
ESP	Espresso	TOF	Toffee
MCH	Mocha	TRF	Truffle
NTO	Night Owl		

White Oak - upcharge applies

ACR	Acorn	POR	Porter
BUF	Buff	RYE	Rye
BUR	Burlap	SAD	Saddle
CHE	Chestnut	WWO	Whitewash
INK	Inkwell		

- Visit www.jsifurniture.com/finishes-and-materials/textiles for our textiles program. See selection of standard and graded in manufacturers and patterns.

Description	① Model	Specifications			List Price Per Grade	
Corner Table with 44h Screen" 	CVT3434-44-C <ul style="list-style-type: none"> maple legs standard walnut or white oak legs available, specify and add \$337list seat and surround ship assembled specify upholstery on seat separately from upholstery on screen power available in surface, specify and add \$335 list, indicate color surface available in veneer or laminate with 1 mm bank 	Dimensions	D	W	H	COM
		Overall	34 1/4	34 1/4	44	\$3,131
		Upholstery	Shipping			
		COM Ydg	5 3/4	Ctn Wt	139	A \$3,194
		COL Sq Ft	44	Cu Ft	38	B \$3,318
						COL/C \$3,534
						D \$3,812
						E \$4,089
						F \$4,522
						G \$4,984
						H \$5,479
						I \$6,249
						J \$7,176
						L1 \$5,325
						L2 \$5,941

To Order, Specify:

- ① Model Number
- ② Table Top Surface Material
 - a.) Laminate Surface
 - b.) Veneer Surface
 - 1.) Cherry Flat Cut (CH1)
 - 2.) Maple Flat Cut (MA1)
 - 3.) Walnut Flat Cut (WA1)
 - 4.) White Oak (WO)
- ③ Fabric Selection - vendor, pattern and color
- ④ Optional Surface Power Unit - Black (B) or White (W)

② Table Top Surface Material:**Laminate**

AGA	Aged Ash	GRH	Graphite
ALB	Alabaster	HGL	High Line
ALL	Ale Light	OAT	Oatmeal Cookie
BLO	Blonde Echo	PIN	Pinnacle Walnut
BOL	Bourbon Light	SHD	Shadow
BZW	Brazilwood	SLG	Slate Grey
BBL	Bridal Blanco	STU	Studio Teak
BGL	Brighton Light	VIN	Vintage
CLL	Collectors	WLH	Walnut Heights
DWH	Designer White	WEA	Weathered Ash
FLO	Florence Walnut		

② Table Top Surface Material (cont):**Veneer****Cherry**

BRL	Barley	EAR	Earthy
BBM	Bourbon Medium	HRV	Harvest
BRM	Brighton Medium	LGC	Legacy
CLL	Collectors	PRL	Praline
CLA	Classic	SAF	Saffron

Maple

ALM	Ale Medium	FLX	Flax
BUT	Butterscotch	VEN	Venetian
CIN	Cinnamon		

Walnut - upcharge applies

AUB	Auburn	SIE	Sienna
ESP	Espresso	TOF	Toffee
MCH	Mocha	TRF	Truffle
NTO	Night Owl		

White Oak - upcharge applies

ACR	Acorn	POR	Porter
BUF	Buff	RYE	Rye
BUR	Burlap	SAD	Saddle
CHE	Chestnut	WWO	Whitewash
INK	Inkwell		

- ③ Visit www.jsifurniture.com/finishes-and-materials/textiles for our textiles program. See selection of standard and graded in manufacturers and patterns.

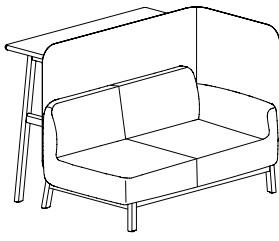
Specifications

- chair frame is puzzle jointed plywood construction
- back has a 3 3/4" tapered multi-density high resilience polyurethane foam
- arm has 3" multi-density polyurethane foam
- seat has synthetic sheet webbing and 5" multi-density high resilience polyurethane foam
- solid hardwood exterior frame
- mortise and tenon construction with corner blocks, glue and screws
- standard with rubber cushion adjustable metal leveling glides
- railroad upholstery on screens
- privacy wing and hood requires field installation
- false welt detail around the perimeter of surround
- linking brackets included

Description	① Model	Specifications	List Price Per Grade
Single Seat with Privacy Screen and Stand-Up Surface	CVM3425-44-S	Dimensions	COM \$3,757
		Overall 48 ¾ 25 44	A \$3,805
		Seat 20 25 17 ¾	B \$3,903
		Upholstery	COL/C \$4,071
		Shipping	D \$4,289
		COM Ydg 4 ½ Ctn Wt 146	E \$4,507
		COL Sq Ft 61 Cu Ft 31	F \$4,845
			G \$5,207
			H \$5,594
			I \$6,197
			J \$6,923
			L1 \$5,472
			L2 \$5,956

Two Seat with Privacy Screen and Stand-Up Surface	CVM3450-44-S	Dimensions	COM \$4,870
		Overall 48 ¾ 50 44	A \$4,947
		Seat 20 50 17 ¾	B \$5,098
		Upholstery	COL/C \$5,360
		Shipping	D \$5,698
		COM Ydg 7 Ctn Wt 201	E \$6,037
		COL Sq Ft 99 Cu Ft 59	F \$6,563
			G \$7,126
			H \$7,728
			I \$8,667
			J \$9,794
			L1 \$7,539
			L2 \$8,291

Single Seat with Arm and Privacy Screen and Stand-Up Surface	CVM3533-44-R-S CVM3533-44-L-S	Dimensions	COM \$4,745
		Overall 49 ¾ 32 ½ 44	A \$4,823
		Seat 20 23 ½ 17 ¾	B \$4,979
		Arm 25	COL/C \$5,251
		Upholstery	D \$5,601
		Shipping	E \$5,952
		COM Ydg 7 ¼ Ctn Wt 174	F \$6,496
		COL Sq Ft 77 Cu Ft 42	G \$7,081
			H \$7,704
			I \$8,676
			J \$9,844
			L1 \$7,509
			L2 \$8,288

Description	1 Model	Specifications	List Price Per Grade
Two Seat with Arm and Privacy Screen and Stand-Up Surface	CVM3558-44-R-S CVM3558-44-L-S	Dimensions	COM \$5,845
		D W H	A \$5,956
 <p>left shown</p>	<ul style="list-style-type: none"> maple legs standard walnut or white oak legs and surface available, specify and add \$637 list seat and surround ship assembled - shelf ships separately specify upholstery on seat separately from upholstery on screen power available in the front of the upholstered chair, specify and add \$335 list, indicate color tablet arm available, specify and add \$715 list, indicate finish or laminate stand-up surface is 42" high off floor and 14½" deep stand-up surface available with bullnose or laminate with pvc edge 	Overall 49 ¾ 57 ½ 44	B \$6,176
		Seat 20 48 ½ 17 ¾	COL/C \$6,560
		Arm 25	D \$7,057
		Upholstery	E \$7,552
		Shipping	F \$8,321
		COM Ydg 10 ¼ Ctn Wt 241	G \$9,148
		COL Sq Ft 110 Cu Ft 68	H \$10,028
			I \$11,403
			J \$13,054
			L1 \$9,753
			L2 \$10,853

To Order, Specify:

- 1 Model Number
- 2 Stand-Up Surface Material
 - a.) Laminate Surface
 - b.) Veneer Surface
 - 1.) Cherry Flat Cut (CH1)
 - 2.) Maple Flat Cut (MA1)
 - 3.) Walnut Flat Cut (WA1)
 - 4.) Walnut Flat Cut with Walnut Wood Rim (WW1)
 - 5.) White Oak with White Oak Rim(WO)
- 3 Leg
 - a.) Maple
 - b.) Paint
 - c.) Walnut
 - d.) White Oak
- 4 Fabric Selection - vendor, pattern and color
- 5 Optional Tablet Arm; Laminate (L) or Veneer (V)
- 6 Optional Seating Power Unit
- 7 Optional Shelf Power Unit

2 Stand Up Surface Material:**Laminate**

AGA Aged Ash	GRH Graphite
ALB Alabaster	HGL High Line
ALL Ale Light	OAT Oatmeal Cookie
BLO Blonde Echo	PIN Pinnacle Walnut
BOL Bourbon Light	SHD Shadow
BZW Brazilwood	SLG Slate Grey
BBL Bridal Blanco	STU Studio Teak
BGL Brighton Light	VIN Vintage
CLL Collectors	WLH Walnut Heights
DWH Designer White	WEA Weathered Ash
FLO Florence Walnut	

Veneer**Cherry**

BRL Barley	EAR Earthy
BBM Bourbon Medium	HRV Harvest
BRM Brighton Medium	LGC Legacy
CLL Collectors	PRL Praline
CLA Classic	SAF Saffron

Veneer (continued)**Maple**

ALM Ale Medium	FLX Flax
BUT Butterscotch	VEN Venetian
CIN Cinnamon	

Walnut - upcharge applies

AUB Auburn	SIE Sienna
ESP Espresso	TOF Toffee
MCH Mocha	TRF Truffle
NTO Night Owl	

White Oak - upcharge applies

ACR Acorn	POR Porter
BUF Buff	RYE Rye
BUR Burlap	SAD Saddle
CHE Chestnut	WWO Whitewash
INK Inkwell	

3 Wood Finish Options:**Maple**

CAG Aged Ash Coordinate	SAF Saffron
CAL Ale Light Coordinate	SIE Sienna
ALM Ale Medium	CST Studio Teak Coordinate
AUB Auburn	TOF Toffee
BRL Barley	TRF Truffle
CBE Blonde Echo Coordinate	VEN Venetian
CBO Bourbon Light Coordinate	CVI Vintage Coordinate
BBM Bourbon Medium	CWH Walnut Heights Coordinate
CBZ Brazilwood Coordinate	CWE Weathered Ash Coordinate
CBG Brighton Light Coordinate	
BRM Brighton Medium	Color - Add \$43 list per item
BUT Butterscotch	BKD Backdrop
CIN Cinnamon	BFX Black Fox
CLA Classic	BWH Bright White
CCF Coffee Coordinate	CGP Cargo Pants
CLL Collectors	CHT Chatroom
CCR Cremello Coordinate	DSY Daisy
EAR Earthy	DRG Daring
ESP Espresso	DYN Dynamo
FLX Flax	ENG Enigma
CFL Florence Walnut Coordinate	FRR French Roast
CFO Fossil Coordinate	GBY Georgian Bay
CGR Graphite Coordinate	GRV Greek Villa
HRV Harvest	GLF Gulf Stream
CHL High Line Coordinate	HTB Heartthrob
CKC Khaki Coordinate	NET Network Gray
LGC Legacy	NWH Nonchalant White
MCH Mocha	PAR Paradise
NTO Night Owl	QXP Quixotic Plum
COA Oatmeal Cookie Coordinate	RBZ Relic Bronze
CPI Pinnacle Walnut Coordinate	SND Sandbank
PRL Praline	TRC Tricom Black

Walnut - upcharge applies

AUB Auburn	SIE Sienna
ESP Espresso	TOF Toffee
MCH Mocha	TRF Truffle
NTO Night Owl	


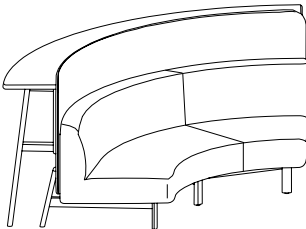
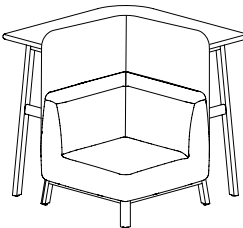
White Oak - upcharge applies

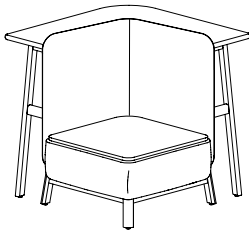
ACR Acorn	POR Porter
BUF Buff	RYE Rye
BUR Burlap	SAD Saddle
CHE Chestnut	WWO Whitewash
INK Inkwell	

- 4 Visit www.jsifurniture.com/finishes-and-materials/textiles for our textiles program. See selection of standard and graded in manufacturers and patterns.

Specifications

- chair frame is puzzle jointed plywood construction
- back has a 3¾" tapered multi-density high resilience polyurethane foam
- arm has 3" multi-density polyurethane foam
- seat has synthetic sheet webbing and 5" multi-density high resilience polyurethane foam
- solid hardwood exterior frame
- mortise and tenon construction with corner blocks, glue and screws
- standard with rubber cushion adjustable metal leveling glides
- surrounds produced from molded plywood construction
- railroad upholstery on screens
- false welt detail around perimeter of surround
- linking brackets included
- stand-up surface is field installed
- 1 ¾" thick worksurface with a bullnosed internal wood rim or pvc edge

Description	① Model	Specifications	List Price Per Grade																														
45° Curved Seat with Privacy Screen and Stand-Up Surface 	CVM4536-44-S <ul style="list-style-type: none">maple legs standardwalnut or white oak legs and surface available, specify and add \$643listseat and screen ship assembled - shelf ships separatelyspecify upholstery on seat separately from upholstery on screenstand-up surface is 42" high off floor and 14 ½" deepstand-up surface available in veneer with bullnose or laminate with pvc edgepower available in stand-up surface, specify and add \$335 list, indicate color	<table><tr><th>Dimensions</th><th>D</th><th>W</th><th>H</th></tr><tr><td>Overall</td><td>48 ½</td><td>52 ½</td><td>44</td></tr><tr><td>Seat</td><td>20</td><td>-</td><td>17 ¾</td></tr><tr><th colspan="2">Upholstery</th><th colspan="2">Shipping</th></tr><tr><td>COM Ydg</td><td>8</td><td>Ctn Wt</td><td>196</td></tr><tr><td>COL Sq Ft</td><td>99</td><td>Cu Ft</td><td>62</td></tr></table>	Dimensions	D	W	H	Overall	48 ½	52 ½	44	Seat	20	-	17 ¾	Upholstery		Shipping		COM Ydg	8	Ctn Wt	196	COL Sq Ft	99	Cu Ft	62	COM \$5,347 A \$5,434 B \$5,604 COL/C \$5,906 D \$6,292 E \$6,680 F \$7,281 G \$7,924 H \$8,611 I \$9,685 J \$10,974 L1 \$8,397 L2 \$9,255						
		Dimensions	D	W	H																												
		Overall	48 ½	52 ½	44																												
		Seat	20	-	17 ¾																												
		Upholstery		Shipping																													
		COM Ydg	8	Ctn Wt	196																												
		COL Sq Ft	99	Cu Ft	62																												
		90° Curved Seat with Privacy Screen and Stand-Up Surface 	CVM9036-44-S <ul style="list-style-type: none">maple legs standardwalnut or white oak legs and surface available, specify and add \$1,105listseat and screen ship assembled - shelf ships separatelyspecify upholstery on seat separately from upholstery on screenstand-up surface is 42" high off floor and 14 ½" deepstand-up surface available in veneer with bullnose or laminate with pvc edgepower available in stand-up surface, specify and add \$667 list, indicate color	<table><tr><th>Dimensions</th><th>D</th><th>W</th><th>H</th></tr><tr><td>Overall</td><td>48 ½</td><td>96 ¼</td><td>44</td></tr><tr><td>Seat</td><td>20</td><td>-</td><td>17 ¾</td></tr><tr><th colspan="2">Upholstery</th><th colspan="2">Shipping</th></tr><tr><td>COM Ydg</td><td>13 ¾</td><td>Ctn Wt</td><td>319</td></tr><tr><td>COL Sq Ft</td><td>204</td><td>Cu Ft</td><td>145</td></tr></table>	Dimensions	D	W	H	Overall	48 ½	96 ¼	44	Seat	20	-	17 ¾	Upholstery		Shipping		COM Ydg	13 ¾	Ctn Wt	319	COL Sq Ft	204	Cu Ft	145	COM \$9,098 A \$9,248 B \$9,543 COL/C \$10,060 D \$10,724 E \$11,388 F \$12,422 G \$13,528 H \$14,710 I \$16,555 J \$18,770 L1 \$14,342 L2 \$15,817				
				Dimensions	D	W	H																										
				Overall	48 ½	96 ¼	44																										
Seat	20			-	17 ¾																												
Upholstery				Shipping																													
COM Ydg	13 ¾			Ctn Wt	319																												
COL Sq Ft	204			Cu Ft	145																												
Corner Seat with Privacy Screen and Stand-Up Surface 	CVM3434-44-C-S <ul style="list-style-type: none">maple legs standardwalnut or white oak legs and surface available, specify and add \$835listseat and surround ship assembled - shelf ships separatelyspecify upholstery on seat separately from upholstery on screenstand-up surface is 42" high off floor and 14 ½" deepstand-up surface available in veneer with bullnose or laminate with pvc edgepower available in stand-up surface, specify and add \$667 list, indicate colorfabric on seat of unit runs diagonal			<table><tr><th>Dimensions</th><th>D</th><th>W</th><th>H</th></tr><tr><td>Overall</td><td>34 ¼</td><td>34 ¼</td><td>44</td></tr><tr><td>Seat</td><td>20</td><td>20</td><td>17 ¾</td></tr><tr><td>Arm</td><td></td><td>-</td><td></td></tr><tr><th colspan="2">Upholstery</th><th colspan="2">Shipping</th></tr><tr><td>COM Ydg</td><td>7 ½</td><td>Ctn Wt</td><td>205</td></tr><tr><td>COL Sq Ft</td><td>83</td><td>Cu Ft</td><td>45</td></tr></table>	Dimensions	D	W	H	Overall	34 ¼	34 ¼	44	Seat	20	20	17 ¾	Arm		-		Upholstery		Shipping		COM Ydg	7 ½	Ctn Wt	205	COL Sq Ft	83	Cu Ft	45	COM \$5,200 A \$5,282 B \$5,442 COL/C \$5,725 D \$6,087 E \$6,449 F \$7,013 G \$7,617 H \$8,261 I \$9,268 J \$10,475 L1 \$8,060 L2 \$8,865
				Dimensions	D	W	H																										
				Overall	34 ¼	34 ¼	44																										
		Seat	20	20	17 ¾																												
		Arm		-																													
		Upholstery		Shipping																													
		COM Ydg	7 ½	Ctn Wt	205																												
		COL Sq Ft	83	Cu Ft	45																												

Description	1 Model	Specifications	List Price Per Grade
Corner Table with Privacy Screen and Stand-Up Surface 	CVT3434-44-C-S • maple legs standard • walnut or white oak legs and surface available, specify and add \$835list • seat and surround ship assembled - shelf ships separately • specify upholstery on seat separately from upholstery on screen • stand-up surface is 42" high off floor and 14½" deep • stand-up surface available in veneer with bullnose or laminate with pvc edge • power available in stand-up surface, specify and add \$667 list, indicate color • table surface available in veneer or laminate with 1 mm band	Dimensions	COM \$4,377
		D	A \$4,440
		W	B \$4,564
		H	COL/C \$4,780
		Overall 34 ¼ 34 ¼ 44 Upholstery COM Ydg 5 ¾ Ctn Wt 203 COL Sq Ft 44 Cu Ft 45	D \$5,058 E \$5,335 F \$5,768 G \$6,230 H \$6,725 I \$7,495 J \$8,422 L1 \$6,571 L2 \$7,187

To Order, Specify:**1 Model Number****2 Stand-Up Surface Material**

a.) Laminate Surface

b.) Veneer Surface

1.) Cherry Flat Cut (CH1)

2.) Maple Flat Cut (MA1)

3.) Walnut Flat Cut (WA1)

4.) Walnut Flat Cut with Walnut Wood Rim (WW1)

5.) White Oak with White Oak Rim(WO)

3 Leg

a.) Maple

b.) Paint

c.) Walnut

d.) White Oak

4 Fabric Selection - vendor, pattern and color**5 Optional Tablet Arm; Laminate (L) or Veneer (V)****6 Optional Seating Power Unit****7 Optional Shelf Power Unit****2 Stand Up Surface Material:****Laminate**

AGA Aged Ash	GRH Graphite
ALB Alabaster	HGL High Line
ALL Ale Light	OAT Oatmeal Cookie
BLO Blonde Echo	PIN Pinnacle Walnut
BOL Bourbon Light	SHD Shadow
BZW Brazilwood	SLG Slate Grey
BBL Bridal Blanco	STU Studio Teak
BGL Brighton Light	VIN Vintage
CLL Collectors	WLH Walnut Heights
DWH Designer White	WEA Weathered Ash
FLO Florence Walnut	

Veneer**Cherry**

BRL Barley	EAR Earthy
BBM Bourbon Medium	HRV Harvest
BRM Brighton Medium	LGC Legacy
CLL Collectors	PRL Praline
CLA Classic	SAF Saffron

Veneer (continued)**Maple**

ALM Ale Medium	FLX Flax
BUT Butterscotch	VEN Venetian
CIN Cinnamon	

Walnut - upcharge applies

AUB Auburn	SIE Sienna
ESP Espresso	TOF Toffee
MCH Mocha	TRF Truffle
NTO Night Owl	

White Oak - upcharge applies

ACR Acorn	POR Porter
BUF Buff	RYE Rye
BUR Burlap	SAD Saddle
CHE Chestnut	WWO Whitewash
INK Inkwell	

3 Wood Finish Options:**Maple**

CAG Aged Ash Coordinate	CGR Graphite Coordinate
ALE Ale	HRV Harvest
AUB Auburn	CHL High Line Coordinate
BRL Barley	CKC Khaki Coordinate
CBE Blonde Echo Coordinate	LGC Legacy
BBN Bourbon	MCH Mocha
CBZ Brazilwood Coordinate	NTO Night Owl
BRG Brighton	COA Oatmeal Cookie Coordinate
BUT Butterscotch	CPI Pinnacle Walnut Coordinate
CIN Cinnamon	PRL Praline
CLA Classic	SAF Saffron
CCF Coffee Coordinate	SIE Sienna
CLL Collectors	CST Studio Teak Coordinate
CCR Cremello Coordinate	TOF Toffee
EAR Earthy	TRF Truffle
ESP Espresso	VEN Venetian
FLX Flax	CVI Vintage Coordinate
CFL Florence Walnut Coordinate	CWH Walnut Heights Coordinate
CFO Fossil Coordinate	CWE Weathered Ash Coordinate

Paint Color - Add \$43 list per item

BKD Backdrop	GRV Greek Villa
BFX Black Fox	NET Network Gray
BWH Bright White	NWH Nonchalant White
CGP Cargo Pants	STM Storm
CHT Chatroom	TRC Tricorn Black
FRR French Roast	

Walnut - upcharge applies

AUB Auburn	SIE Sienna
ESP Espresso	TOF Toffee
MCH Mocha	TRF Truffle
NTO Night Owl	

White Oak - upcharge applies

ACR Acorn	POR Porter
BUF Buff	RYE Rye
BUR Burlap	SAD Saddle
CHE Chestnut	WWO Whitewash
INK Inkwell	

4 Visit www.jsifurniture.com/finishes-and-materials/textiles for our textiles program. See selection of standard and graded in manufacturers and patterns.

Specifications

- chair frame is puzzle jointed plywood construction
- back has a 3 ¾" tapered multi-density high resilience polyurethane foam
- arm has 3" multi-density polyurethane foam
- seat has synthetic sheet webbing and 5" multi-density high resilience polyurethane foam
- solid hardwood exterior frame
- mortise and tenon construction with corner blocks, glue and screws
- standard with rubber cushion adjustable metal leveling glides
- surrounds produced from molded plywood construction
- railroad upholstery on screens
- false welt detail around perimeter of surround
- linking brackets included
- stand-up surface is field installed
- 1 ¾" thick worksurface with a bullnosed internal wood rim or pvc edge

Description	① Model	Specifications	List Price Per Grade																												
Single Seat Club Chair	CVS3444-31	<table><tr><th>Dimensions</th><th>D</th><th>W</th><th>H</th></tr><tr><td>Overall</td><td>34 ¼</td><td>44</td><td>30 ½</td></tr><tr><td>Seat</td><td>21</td><td>24</td><td>17 ¾</td></tr><tr><td>Arm</td><td></td><td></td><td>25</td></tr><tr><th colspan="2">Upholstery</th><th colspan="2">Shipping</th></tr><tr><td>COM Ydg</td><td>6</td><td>Ctn Wt</td><td>113</td></tr><tr><td>COL Sq Ft</td><td>144</td><td>Cu Ft</td><td>30</td></tr></table>	Dimensions	D	W	H	Overall	34 ¼	44	30 ½	Seat	21	24	17 ¾	Arm			25	Upholstery		Shipping		COM Ydg	6	Ctn Wt	113	COL Sq Ft	144	Cu Ft	30	COM \$2,633 A \$2,697 B \$2,826 COL/C \$3,052 D \$3,342 E \$3,632 F \$4,083 G \$4,566 H \$5,081 I \$5,886 J \$6,853 L1 \$5,436 L2 \$6,208
Dimensions	D	W	H																												
Overall	34 ¼	44	30 ½																												
Seat	21	24	17 ¾																												
Arm			25																												
Upholstery		Shipping																													
COM Ydg	6	Ctn Wt	113																												
COL Sq Ft	144	Cu Ft	30																												
Single Seat Armless	CVS3431-31	<table><tr><th>Dimensions</th><th>D</th><th>W</th><th>H</th></tr><tr><td>Overall</td><td>34 ¼</td><td>30 ½</td><td>30 ½</td></tr><tr><td>Seat</td><td>21</td><td>30 ½</td><td>17 ¾</td></tr><tr><td>Arm</td><td></td><td></td><td>-</td></tr><tr><th colspan="2">Upholstery</th><th colspan="2">Shipping</th></tr><tr><td>COM Ydg</td><td>4 ½</td><td>Ctn Wt</td><td>91</td></tr><tr><td>COL Sq Ft</td><td>108</td><td>Cu Ft</td><td>22</td></tr></table>	Dimensions	D	W	H	Overall	34 ¼	30 ½	30 ½	Seat	21	30 ½	17 ¾	Arm			-	Upholstery		Shipping		COM Ydg	4 ½	Ctn Wt	91	COL Sq Ft	108	Cu Ft	22	COM \$1,961 A \$2,010 B \$2,106 COL/C \$2,275 D \$2,492 E \$2,710 F \$3,048 G \$3,411 H \$3,797 I \$4,400 J \$5,127 L1 \$4,063 L2 \$4,643
Dimensions	D	W	H																												
Overall	34 ¼	30 ½	30 ½																												
Seat	21	30 ½	17 ¾																												
Arm			-																												
Upholstery		Shipping																													
COM Ydg	4 ½	Ctn Wt	91																												
COL Sq Ft	108	Cu Ft	22																												
Single Seat with Arm	CVS3441-31-R CVS3441-31-L	<table><tr><th>Dimensions</th><th>D</th><th>W</th><th>H</th></tr><tr><td>Overall</td><td>34 ¼</td><td>41</td><td>30 ½</td></tr><tr><td>Seat</td><td>21</td><td>29</td><td>17 ¾</td></tr><tr><td>Arm</td><td></td><td></td><td>25</td></tr><tr><th colspan="2">Upholstery</th><th colspan="2">Shipping</th></tr><tr><td>COM Ydg</td><td>5</td><td>Ctn Wt</td><td>94</td></tr><tr><td>COL Sq Ft</td><td>120</td><td>Cu Ft</td><td>29</td></tr></table>	Dimensions	D	W	H	Overall	34 ¼	41	30 ½	Seat	21	29	17 ¾	Arm			25	Upholstery		Shipping		COM Ydg	5	Ctn Wt	94	COL Sq Ft	120	Cu Ft	29	COM \$2,387 A \$2,441 B \$2,548 COL/C \$2,736 D \$2,977 E \$3,219 F \$3,595 G \$3,998 H \$4,427 I \$5,099 J \$5,904 L1 \$4,723 L2 \$5,367
Dimensions	D	W	H																												
Overall	34 ¼	41	30 ½																												
Seat	21	29	17 ¾																												
Arm			25																												
Upholstery		Shipping																													
COM Ydg	5	Ctn Wt	94																												
COL Sq Ft	120	Cu Ft	29																												
Corner Seat	CVS3434-31-C	<table><tr><th>Dimensions</th><th>D</th><th>W</th><th>H</th></tr><tr><td>Overall</td><td>34 ¼</td><td>34 ¼</td><td>30 ½</td></tr><tr><td>Seat</td><td>21</td><td>21</td><td>17 ¾</td></tr><tr><td>Arm</td><td></td><td></td><td>-</td></tr><tr><th colspan="2">Upholstery</th><th colspan="2">Shipping</th></tr><tr><td>COM Ydg</td><td>5 ¼</td><td>Ctn Wt</td><td>77</td></tr><tr><td>COL Sq Ft</td><td>126</td><td>Cu Ft</td><td>24</td></tr></table>	Dimensions	D	W	H	Overall	34 ¼	34 ¼	30 ½	Seat	21	21	17 ¾	Arm			-	Upholstery		Shipping		COM Ydg	5 ¼	Ctn Wt	77	COL Sq Ft	126	Cu Ft	24	COM \$2,378 A \$2,436 B \$2,549 COL/C \$2,746 D \$2,999 E \$3,254 F \$3,648 G \$4,071 H \$4,522 I \$5,226 J \$6,072 L1 \$4,832 L2 \$5,508
Dimensions	D	W	H																												
Overall	34 ¼	34 ¼	30 ½																												
Seat	21	21	17 ¾																												
Arm			-																												
Upholstery		Shipping																													
COM Ydg	5 ¼	Ctn Wt	77																												
COL Sq Ft	126	Cu Ft	24																												

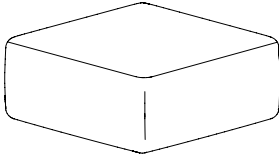
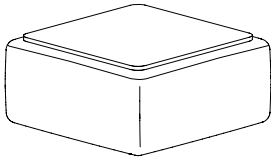
Description	① Model	Specifications	List Price Per Grade
Ottoman 	CV03434-17 · power available in the sides, specify right, left or both, along with color and add \$335 list per unit	Dimensions	COM \$1,433
		Overall 34 34 17	A \$1,471
		Seat 34 34 17 ¾	B \$1,547
		Upholstery	COL/C \$1,678
		Shipping	D \$1,846
		COM Ydg 3 ½ Ctn Wt 68	E \$2,017
		COL Sq Ft 84 Cu Ft 14	F \$2,280
			G \$2,562
			H \$2,862
			I \$3,331
			J \$3,896
			L1 \$3,068
			L2 \$3,520

Table 	CVT3434-17 · power available in surface, specify and add \$335 list, indicate color · surface available veneer or laminate	Dimensions	COM \$1,496
		Overall 34 34 17	A \$1,524
		Upholstery	B \$1,576
		Shipping	COL/C \$1,671
		COM Ydg 2 ½ Ctn Wt 93	D \$1,792
		COL Sq Ft 55 Cu Ft 14	E \$1,912
			F \$2,100
			G \$2,302
			H \$2,517
			I \$2,852
			J \$3,254
			L1 \$2,556
			L2 \$2,852

To Order, Specify:**① Model Number****② Table Surface Material**

- a.) Laminate
- b.) Cherry Flat Cut Veneer
- c.) Maple Flat Cut Veneer
- d.) Walnut Flat Cut Veneer
- e.) White Oak Veneer

③ Finish

- a.) Maple Finish and Paint Color
- b.) Walnut Finish
- c.) White Oak Finish

④ Fabric Selection - vendor, pattern and color**⑤ Optional Tablet Arm - Indicate Left (TBL) or Right Arm (TBR) as seated; Laminate (L) or Veneer (V)****⑥ Optional Power Unit - Black (B) or White (W)****② Table Top Surface:****Laminate**

AGA Aged Ash	GRH Graphite
ALB Alabaster	HGL High Line
ALL Ale Light	OAT Oatmeal Cookie
BLO Blonde Echo	PIN Pinnacle Walnut
BOL Bourbon Light	SHD Shadow
BZW Brazilwood	SLG Slate Grey
BBL Bridal Blanco	STU Studio Teak
BGL Brighton Light	VIN Vintage
CLL Collectors	WLH Walnut Heights
DWH Designer White	WEA Weathered Ash
FLO Florence Walnut	

Veneer**Cherry**

BRL Barley	EAR Earthy
BBM Bourbon Medium	HRV Harvest
BRM Brighton Medium	LGC Legacy
CLL Collectors	PRL Praline
CLA Classic	SAF Saffron

Veneer (continued)**Maple**

ALM Ale Medium	FLX Flax
BUT Butterscotch	VEN Venetian
CIN Cinnamon	

Walnut - upcharge applies

AUB Auburn	SIE Sienna
ESP Espresso	TOF Toffee
MCH Mocha	TRF Truffle
NTO Night Owl	

White Oak - upcharge applies

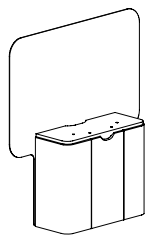
ACR Acorn	POR Porter
BUF Buff	RYE Rye
BUR Burlap	SAD Saddle
CHE Chestnut	WWO Whitewash
INK Inkwell	

Specifications

- chair frame is puzzle jointed plywood construction
- back has a 3 ¾" tapered multi-density high resilience polyurethane foam
- arm has 3" multi-density polyurethane foam
- seat has synthetic sheet webbing and 5" multi-density high resilience polyurethane foam
- plastic foot standard
- linking brackets included

- ④ Visit www.jsifurniture.com/finishes-and-materials/textiles for our textiles program. See selection of standard and graded in manufacturers and patterns.

Description	① Model	Specifications	List Price Per Grade
Media Panel for Runoff Table	CVP1249-52MEDT	Dimensions	COM \$2,062
		Overall 12 49 52	A \$2,111
		Upholstery	B \$2,208
		COM Ydg 4 ½ Ctn Wt 91	C \$2,376
			D \$2,594
			E \$2,812
			F \$3,150
			G \$3,512
			H \$3,899
			I \$4,502
			J \$5,227



- use with runoff table
- removable lower panel for wire management access
- wire management cutout in surface
- TV bracket available, specify and add \$406 list; accomodates up to 32"TV

To Order, Specify:

- ① Model Number
- ② Surface Material
 - a.) Laminate
 - b.) Cherry Flat Cut Veneer
 - c.) Maple Flat Cut Veneer
 - d.) Walnut Flat Cut Veneer
 - e.) White Oak Veneer
- ③ Finish
 - a.) Maple Finish and Paint Color
 - b.) Walnut Finish
 - c.) White Oak Finish
- ④ Fabric Selection - vendor, pattern and color

② Laminate Surface Material:

Laminate			
AGA	Aged Ash	GRH	Graphite
ALB	Alabaster	HGL	High Line
ALL	Ale Light	OAT	Oatmeal Cookie
BLO	Blonde Echo	PIN	Pinnacle Walnut
BOL	Bourbon Light	SHD	Shadow
BZW	Brazilwood	SLG	Slate Grey
BBL	Bridal Blanco	STU	Studio Teak
BGL	Brighton Light	VIN	Vintage
CLL	Collectors	WLH	Walnut Heights
DWH	Designer White	WEA	Weathered Ash
FLO	Florence Walnut		

② Veneer Surface Material:

Flat Cut		
Cherry	Maple	Walnut
BRL Barley	ALM Ale Medium	AUB Auburn
BBM Bourbon Medium	BUT Butterscotch	ESP Espresso
BRM Brighton Medium	CIN Cinnamon	MCH Mocha
CLL Collectors	FLX Flax	NTO Night Owl
CLA Classic	VEN Venetian	SIE Sienna
EAR Earthy		TOF Toffee
HRV Harvest		TRF Truffle
LGC Legacy		
PRL Praline		
SAF Saffron		

White Oak

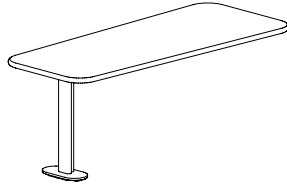
ACR	Acorn
BUF	Buff
BUR	Burlap
CHE	Chestnut
INK	Inkwell
POR	Porter
RYE	Rye
SAD	Saddle
WVO	Whitewash

Specifications

- case frame is puzzle jointed plywood construction
- solid hardwood leg cover
- standard with rubber cushion adjustable metal leveling glides on case
- railroad upholstery on screens (and case so they match unless otherwise specified)
- media unit ships assembled
- neoprene pad beneath table base to "self-level"
- media wall has removable lower panel for wire access
- 1 ¾" thick worksurface with radiused corners and a bullnosed internal wood rim

- ④ Visit www.jsifurniture.com/finishes-and-materials/textiles for our textiles program. See selection of standard and graded in manufacturers and patterns.

Description	D	W	H	CTN WT	CU FT	① Model	List Price
Runoff Table for Media Panel		74	26½	98	20	CV2974-26ROMT	\$1,823
		50	26½	69	14	CV2950-26ROMT	\$1,672



- use with CVP1249-52MEDT
- use two seat lounge with CV2950-26ROMT
- use three seat lounge with CV2974-26ROMT
- maple post standard
- walnut or white oak post and surface available, specify and add \$127 list for CV2950-26ROMT and add \$163 for CV2974-26ROMT
- surface available in veneer with bullnose or laminate with pvc edge
- edge of veneer table surface is maple, unless walnut or white oak legs are specified, then rim is same as leg species and upcharge applies
- edge of laminate table surface is matching pvc
- EC46 power unit available in surface, specify and add \$335 list, indicate color

To Order, Specify:

- ① Model Number
- ② Surface Material
 - a.) Laminate Surface
 - b.) Veneer Surface
 - 1.) Cherry Flat Cut (CH1)
 - 2.) Maple Flat Cut (MA1)
 - 3.) Walnut Flat Cut (WA1)
 - 4.) Walnut Flat Cut with Walnut Wood Rim (WW1)
 - 5.) White Oak with White Oak Rim(WO)
- ③ Leg
 - a.) Maple
 - b.) Paint
 - c.) Walnut
 - d.) White Oak
- ④ Fabric Selection - vendor, pattern and color
- ⑤ Metal Color - Arctic Silver (ASL), Matte Black (MBK), Pewter (PEW) or Soft Nickel (SNK)
- ⑥ Optional Surface Power Unit

② Surface Material:

Laminate

AGA	Aged Ash	GRH	Graphite
ALB	Alabaster	HGL	High Line
ALL	Ale Light	OAT	Oatmeal Cookie
BLO	Blonde Echo	PIN	Pinnacle Walnut
BOL	Bourbon Light	SHD	Shadow
BZW	Brazilwood	SLG	Slate Grey
BBL	Bridal Blanco	STU	Studio Teak
BGL	Brighton Light	VIN	Vintage
CLL	Collectors	WLH	Walnut Heights
DWH	Designer White	WEA	Weathered Ash
FLO	Florence Walnut		

Veneer

Cherry

BRL	Barley	EAR	Earthy
BBM	Bourbon Medium	HRV	Harvest
BRM	Brighton Medium	LGC	Legacy
CLL	Collectors	PRL	Praline
CLA	Classic	SAF	Saffron

Veneer (continued)

Maple

ALM	Ale Medium	FLX	Flax
BUT	Butterscotch	VEN	Venetian
CIN	Cinnamon		

Walnut - upcharge applies

AUB	Auburn	SIE	Sienna
ESP	Espresso	TOF	Toffee
MCH	Mocha	TRF	Truffle
NTO	Night Owl		

White Oak - upcharge applies

ACR	Acorn	POR	Porter
BUF	Buff	RYE	Rye
BUR	Burlap	SAD	Saddle
CHE	Chestnut	WWO	Whitewash
INK	Inkwell		

③ Wood Finish Options:

Maple

CAG	Aged Ash Coordinate	SAF	Saffron
CAL	Ale Light Coordinate	SIE	Sienna
ALM	Ale Medium	CST	Studio Teak Coordinate
AUB	Auburn	TOF	Toffee
BRL	Barley	TRF	Truffle
CBE	Blonde Echo Coordinate	VEN	Venetian
CBO	Bourbon Light Coordinate	CVI	Vintage Coordinate
BBM	Bourbon Medium	CWH	Walnut Heights Coordinate
CBZ	Brazilwood Coordinate	CWE	Weathered Ash Coordinate
CBG	Brighton Light Coordinate		
BRM	Brighton Medium		
BUT	Butterscotch		
CIN	Cinnamon		
CLA	Classic		
CCF	Coffee Coordinate		
CLL	Collectors		
CCR	Cremlino Coordinate		
EAR	Earthy		
ESP	Espresso		
FLX	Flax		
CFL	Florence Walnut Coordinate		
CFO	Fossil Coordinate		
CGR	Graphite Coordinate		
HRV	Harvest		
CHL	High Line Coordinate		
CKC	Khaki Coordinate		
LGC	Legacy		
MCH	Mocha		
NTO	Night Owl		
COA	Oatmeal Cookie Coordinate		
CPI	Pinnacle Walnut Coordinate		
PRL	Praline		

Color - Add \$43 list per item

BKD	Backdrop
BFX	Black Fox
BWH	Bright White
CGP	Cargo Pants
CHT	Chatroom
DSY	Daisy
DRG	Daring
DYN	Dynamo
ENG	Enigma
FRR	French Roast
GBY	Georgian Bay
GRV	Greek Villa
GLF	Gulf Stream
HTB	Hearthrob
NET	Network Gray
NWH	Nonchalant White
PAR	Paradise
QXP	Quixotic Plum
RBZ	Relic Bronze
SND	Sandbank
TRC	Tricorn Black

Walnut - upcharge applies

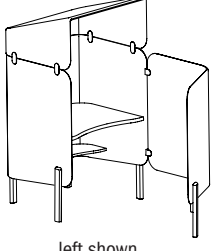
AUB	Auburn	SIE	Sienna
ESP	Espresso	TOF	Toffee
MCH	Mocha	TRF	Truffle
NTO	Night Owl		

White Oak - upcharge applies

ACR	Acorn	POR	Porter
BUF	Buff	RYE	Rye
BUR	Burlap	SAD	Saddle
CHE	Chestnut	WWO	Whitewash
INK	Inkwell		

Specifications

- case frame is puzzle jointed plywood construction
- solid hardwood leg cover
- standard with rubber cushion adjustable metal leveling glides on case
- railroad upholstery on screens (and case so they match unless otherwise specified)
- media unit ships assembled
- runoff table requires field assembly and installation
- neoprene pad beneath table base to "self-level"
- media wall has removable lower panel for wire access
- TV bracket available on media wall; recommended TV size 32"
- 2" rectangular column - 14 guage steel - with solid wood cover on runoff table with integrated oval base with neoprene pads to "self-level"
- 1¾" thick worksurface with a bullnosed internal wood rim or pvc edge

Description	1 Model	Specifications	List Price Per Grade	
Desk Pod with Privacy Wing and Hood  left shown	CVD7739-72-R	Dimensions	D	W
	CVD7739-72-L			H
	<ul style="list-style-type: none"> maple legs standard walnut or white oak legs and surface available, specify and add \$265list desk and surround ships assembled - hood and wing ships separately surface available in veneer with bullnose or laminate with pvc edge edge of desk veneer table surface is maple, unless walnut or white oak legs are specified, then rim is same as leg species and upcharge applies edge of of laminate table surface is matching pvc table surface height is 29 1/2" power available in surface, specify and add \$335 list, indicate color optional LED light for hood, specify and add \$1,029 list 	Overall	76 1/2	39
		Upholstery		Shipping
		COM Ydg	15	Ctn Wt
				261
				Cu Ft
				94
			COM	\$6,892
			A	\$7,056
			B	\$7,377
			C	\$7,941
			D	\$8,666
			E	\$9,390
			F	\$10,517
			G	\$11,725
			H	\$13,013
			I	\$15,027
			J	\$17,442

To Order, Specify:**1 Model Number****2 Surface Material**

a.) Laminate Surface

b.) Veneer Surface

1.) Cherry Flat Cut (CH1)

2.) Maple Flat Cut (MA1)

3.) Walnut Flat Cut (WA1)

4.) Walnut Flat Cut with Walnut Wood Rim (WW1)

5.) White Oak with White Oak Rim(WO)

3 Leg

a.) Maple

b.) Paint

c.) Walnut

d.) White Oak

4 Fabric Selection - vendor, pattern and color**5 Metal Color - Arctic Silver (ASL), Matte Black (MBK), Pewter (PEW) or Soft Nickel (SNK)****6 Optional Surface Power Unit****2 Surface Material:****Laminate**

AGA	Aged Ash	GRH	Graphite
ALB	Alabaster	HGL	High Line
ALL	Ale Light	OAT	Oatmeal Cookie
BLO	Blonde Echo	PIN	Pinnacle Walnut
BOL	Bourbon Light	SHD	Shadow
BZW	Brazilwood	SLG	Slate Grey
BBL	Bridal Blanco	STU	Studio Teak
BGL	Brighton Light	VIN	Vintage
CLL	Collectors	WLH	Walnut Heights
DWH	Designer White	WEA	Weathered Ash
FLO	Florence Walnut		

Veneer**Cherry**

BRL	Barley	EAR	Earthy
BBM	Bourbon Medium	HRV	Harvest
BRM	Brighton Medium	LGC	Legacy
CLL	Collectors	PRL	Praline
CLA	Classic	SAF	Saffron

Maple

ALM	Ale Medium	FLX	Flax
BUT	Butterscotch	VEN	Venetian
CIN	Cinnamon		

Walnut - upcharge applies

AUB	Auburn	SIE	Sienna
ESP	Espresso	TOF	Toffee
MCH	Mocha	TRF	Truffle
NTO	Night Owl		

White Oak - upcharge applies

ACR	Acorn	POR	Porter
BUF	Buff	RYE	Rye
BUR	Burlap	SAD	Saddle
CHE	Chestnut	WWO	Whitewash
INK	Inkwell		

Walnut - upcharge applies

AUB	Auburn	SIE	Sienna
ESP	Espresso	TOF	Toffee
MCH	Mocha	TRF	Truffle
NTO	Night Owl		

White Oak - upcharge applies

ACR	Acorn	POR	Porter
BUF	Buff	RYE	Rye
BUR	Burlap	SAD	Saddle
CHE	Chestnut	WWO	Whitewash
INK	Inkwell		

3 Wood Finish Options:**Maple**

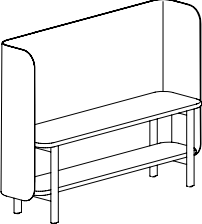
CAG	Aged Ash Coordinate	SAF	Saffron
CAL	Ale Light Coordinate	SIE	Sienna
ALM	Ale Medium	CST	Studio Teak Coordinate
AUB	Auburn	TOF	Toffee
BRL	Barley	TRF	Truffle
CBE	Blonde Echo Coordinate	VEN	Venetian
CBO	Bourbon Light Coordinate	CVI	Vintage Coordinate
BBM	Bourbon Medium	CWH	Walnut Heights Coordinate
CBZ	Brazilwood Coordinate	CWE	Weathered Ash Coordinate
CBG	Brighton Light Coordinate		
BRM	Brighton Medium		
BUT	Butterscotch		
CIN	Cinnamon		
CLA	Classic		
CCF	Coffee Coordinate		
CLL	Collectors		
CCR	Cremello Coordinate		
EAR	Earthy		
ESP	Espresso		
FLX	Flax		
CFL	Florence Walnut Coordinate		
CFO	Fossil Coordinate		
CGR	Graphite Coordinate		
HRV	Harvest		
CHL	High Line Coordinate		
CKC	Khaki Coordinate		
LGC	Legacy		
MCH	Mocha		
NTO	Night Owl		
COA	Oatmeal Cookie Coordinate		
CPI	Pinnacle Walnut Coordinate		
PRL	Praline		

Color - Add \$43 list per item

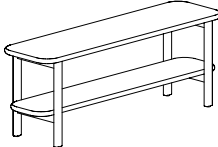
BKD	Backdrop
BFX	Black Fox
BWH	Bright White
CGP	Cargo Pants
CHT	Chatroom
DSY	Daisy
DRG	Daring
DYN	Dynamo
ENG	Enigma
FRF	French Roast
GBY	Georgian Bay
GRV	Greek Villa
GLF	Gulf Stream
HTB	Heartthrob
NET	Network Gray
NWH	Nonchalant White
PAR	Paradise
QXP	Quixotic Plum
RBZ	Relic Bronze
SND	Sandbank
TRC	Tricorn Black

4 Visit www.jsifurniture.com/finishes-and-materials/textiles for our textiles program. See selection of standard and graded in manufacturers and patterns.**Specifications**

- solid hardwood legs
- standard with rubber cushion adjustable metal leveling glides
- surrounds produced from molded plywood construction
- railroad upholstery on screens
- false welt detail around perimeter of surround
- 1 3/8" thick worksurface with a bullnosed internal wood rim or pvc edge

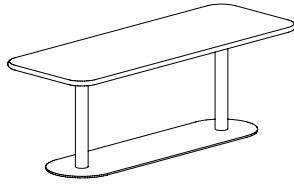
Description	① Model	Specifications				List Price Per Grade
<div>Media Credenza with Privacy Surround</div> 	CV1864-48MCPS <ul style="list-style-type: none">maple legs standardwalnut or white oak legs and surface available, specify and add \$409listsurface available in veneer with bullnose or laminate with pvc edgeedge of desk veneer table surface is maple, unless walnut or white oak legs are specified, then rim is same as leg species and upcharge appliesedge of laminate table surface is matching pvctable surface: 23”hwire management cutout in surfacelower shelf at 9 ¼ from floor	Dimensions	D	W	H	COM \$3,390
		Overall	18	64	48	A \$3,449
		Upholstery	Shipping			B \$3,569
		COM Ydg	5 ½	Ctn Wt	180	C \$3,774
				Cu Ft	42	D \$4,041
						E \$4,306
						F \$4,719
						G \$5,161
						H \$5,635
						I \$6,374
						J \$7,259

Description	D	W	H	CTN WT	CU FT	① Model	List Price
Media Credenza	17	62	23	89	18	CV1762-23MC	\$2,005



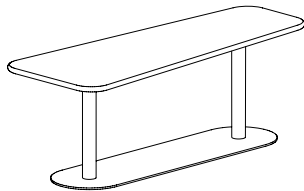
- maple legs standard
- walnut or white oak legs and surface available, specify and add \$409 list
- surface available in veneer with bullnose or laminate with pvc edge
- edge of desk surface is maple, unless walnut or white oak legs are specified, then rim is same as leg species and upcharge applies
- edge of laminate table surface is matching pvc
- lower shelf at 9 ¼ from floor

Description	D	W	H	CTN WT	CU FT	① Model	List Price
Lounge Work Table - Rectangular	27 ½	74	26 ½	212	16	CV2974-26LWTR	\$4,052
	27 ½	50	26 ½	139	11	CV2950-26LWTR	\$2,800



- surface available in veneer with bullnose or laminate with pvc edge
- walnut or white oak surface available, specify and add \$79 list for CV2950-26LWTV and add \$115 for CV2974-26LWTV
- power available in surface, specify and add \$335 list, indicate color

Lounge Work Table - View	26 narrow end 29 wide end	74	26 ½	212	16	CV2974-26LWTV	\$4,052
	26 narrow end 29 wide end	50	26 ½	139	11	CV2950-26LWTV	\$2,800



- surface available in veneer with bullnose or laminate with pvc edge
- walnut or white oak surface available, specify and add \$79 list for CV2950-26LWTV and add \$115 for CV2974-26LWTV
- power available in surface, specify and add \$335 list, indicate color

To Order, Specify:

- ① Model Number
- ② Surface Material
 - a.) Laminate Surface
 - b.) Veneer Surface
 - 1.) Cherry Flat Cut (CH1)
 - 2.) Maple Flat Cut (MA1)
 - 3.) Walnut Flat Cut (WA1)
 - 4.) Walnut Flat Cut with Walnut Wood Rim (WW1)
 - 5.) White Oak with White Oak Rim (WO)
- ③ Leg
 - a.) Maple
 - b.) Paint
 - c.) Walnut
 - d.) White Oak
- ④ Fabric Selection - vendor, pattern and color
- ⑤ Metal Color - Arctic Silver (ASL), Matte Black (MBK), Pewter (PEW) or Soft Nickel (SNK)
- ⑥ Optional Surface Power Unit

② Surface Material:

Laminate

AGA	Aged Ash	GRH	Graphite
ALB	Alabaster	HGL	High Line
ALL	Ale Light	OAT	Oatmeal Cookie
BLO	Blonde Echo	PIN	Pinnacle Walnut
BOL	Bourbon Light	SHD	Shadow
BZW	Brazilwood	SLG	Slate Grey
BBL	Bridal Blanco	STU	Studio Teak
BGL	Brighton Light	VIN	Vintage
CLL	Collectors	WLH	Walnut Heights
DWH	Designer White	WEA	Weathered Ash
FLO	Florence Walnut		

Veneer

Cherry

BRL	Barley	EAR	Earthy
BBM	Bourbon Medium	HRV	Harvest
BRM	Brighton Medium	LGC	Legacy
CLL	Collectors	PRL	Praline
CLA	Classic	SAF	Saffron

Maple

ALM	Ale Medium	FLX	Flax
BUT	Butterscotch	VEN	Venetian
CIN	Cinnamon		

Walnut - upcharge applies

AUB	Auburn	SIE	Sienna
ESP	Espresso	TOF	Toffee
MCH	Mocha	TRF	Truffle
NTD	Night Owl		

White Oak - upcharge applies

ACR	Acorn	POR	Porter
BUF	Buff	RYE	Rye
BUR	Burlap	SAD	Saddle
CHE	Chestnut	WWO	Whitewash
INK	Inkwell		

③ Wood Finish Options:

Maple

CAG	Aged Ash Coordinate	CGR	Graphite Coordinate
ALE	Ale	HRV	Harvest
AUB	Auburn	CHL	High Line Coordinate
BRL	Barley	CKC	Khaki Coordinate
CBE	Blonde Echo Coordinate	LGC	Legacy
BBN	Bourbon	MCH	Mocha
CBZ	Brazilwood Coordinate	NTD	Night Owl
BRG	Brighton	COA	Oatmeal Cookie Coordinate
BUT	Butterscotch	CPI	Pinnacle Walnut Coordinate
CIN	Cinnamon	PRL	Praline
CLA	Classic	SAF	Saffron
CCF	Coffee Coordinate	SIE	Sienna
CLL	Collectors	CST	Studio Teak Coordinate
CCR	Cremello Coordinate	TOF	Toffee
EAR	Earthy	TRF	Truffle
ESP	Espresso	VEN	Venetian
FLX	Flax	CVI	Vintage Coordinate
CFL	Florence Walnut Coordinate	CWH	Walnut Heights Coordinate
CFO	Fossil Coordinate	CWE	Weathered Ash Coordinate

Paint Color - Add \$43 list per item

BKD	Backdrop	GRV	Greek Villa
BFX	Black Fox	NET	Network Gray
BWH	Bright White	NWH	Nonchalant White
CGP	Cargo Pants	STM	Storm
CHT	Chatroom	TRC	Tricorn Black
FRR	French Roast		

Walnut - upcharge applies

AUB	Auburn	SIE	Sienna
ESP	Espresso	TOF	Toffee
MCH	Mocha	TRF	Truffle
NTD	Night Owl		

White Oak - upcharge applies

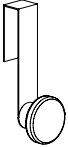
ACR	Acorn	POR	Porter
BUF	Buff	RYE	Rye
BUR	Burlap	SAD	Saddle
CHE	Chestnut	WWO	Whitewash
INK	Inkwell		

- ④ Visit www.jsifurniture.com/finishes-and-materials/textiles for our textiles program. See selection of standard and graded in manufacturers and patterns.

Specifications

- 3" diameter column - 14 guage steel
- ¾" thick steel base
- neoprene pad beneath base to "self-level"
- table required field assembly and installation
- 1 ¾" thick worksurface with a bullnosed internal wood rim or pvc edge

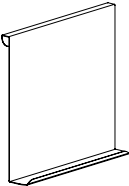
Description	D	W	H	CTN WT	CU FT	❶ Model	List Price
Coat Hook	3 1⁄8	2 1⁄2	7	2	1	CVA0307WS-KNOB	\$238



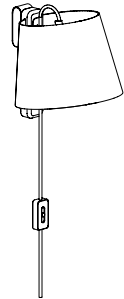
- maple knob standard
- walnut or white oak knob available, specify and add \$26 list
- supported by a metal hook
- maximum weight rating 10 lbs. (evenly distributed load)

Markerboard

	4	20	19	15	2	CVA-MARKBOARD	\$476
--	---	----	----	----	---	---------------	-------



Sconce Light	17 1⁄2	15	22	9	4	CVA-SCONCE	\$607
--------------	--------	----	----	---	---	------------	-------

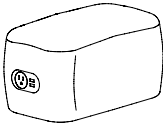


- supported by a metal hook
- 15" graphite fabric cord
- cord mounted rocker on/off switch - three prong plug fabric power cord
- on/off switch on cord 32" from light - field assembly required
- maximum 60 watt light bulb, NOT included/LED bulb recommended
- select Maharam Mode Shade Fabric Color
- maple sconce support standard
- walnut or white oak available, specify and add \$26 list

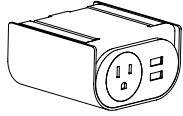
Description	❶ Model	Specifications	List Price Per Grade
Power Bolster	CVA-BOLSTER		COM \$555
			A \$564
			B \$580
			COL/C \$608
			D \$644
			E \$681
			F \$738
			G \$797
			H \$862
			I \$963
			J \$1,084
			L1 \$841
			L2 \$923

Dimensions	D	W	H
Overall	14 1⁄2	8 1⁄2	7 1⁄2
Upholstery	Shipping		
COM Ydg	¾	Ctn Wt	15
COL Sq Ft	16	Cu Ft	1

· use between modular units
· includes fastening hardware to attach to seating in the field
· optional power, specify and add \$295 list
· simplex receptacle and dual powered USB-A
· 102" graphite fabric cord
· specify black or white



Description	D	W	H	CTN WT	CU FT	① Model	List Price
Under Surface/Side Mount Power	3 7/8	3 5/8	2 1/8	3	1	EC47	\$451



- simplex receptacle and dual powered USB-A
- 108" graphite fabric cord
- specify black or white

To Order, Specify:

- ① Model Number
 - a.) Maple (M)
 - b.) Walnut (WAL) - upcharge applies
 - c.) White Oak (WOL) - upcharge applies
- ③ Finish
 - a.) Maple Finish and Paint Color
 - b.) Walnut Finish
 - c.) White Oak Finish
- ④ Fabric Selection - vendor, pattern and color
- ⑤ Lamp Shade - Maharam - Mode
See www.maharam.com/products for color selection

③ Wood Finish Options:

Maple			
CAG	Aged Ash Coordinate	SAF	Saffron
CAL	Ale Light Coordinate	SIE	Sienna
ALM	Ale Medium	CST	Studio Teak Coordinate
AUB	Auburn	TOF	Toffee
BRL	Barley	TRF	Truffle
CBE	Blonde Echo Coordinate	VEN	Venetian
CBO	Bourbon Light Coordinate	CVI	Vintage Coordinate
BBM	Bourbon Medium	CWH	Walnut Heights Coordinate
CBZ	Brazilwood Coordinate	CWE	Weathered Ash Coordinate
CBG	Brighton Light Coordinate		
BRM	Brighton Medium	Color - Add \$43 list per item	
BUT	Butterscotch	BKD	Backdrop
CIN	Cinnamon	BFX	Black Fox
CLA	Classic	BWH	Bright White
CCF	Coffee Coordinate	CGP	Cargo Pants
CLL	Collectors	CHT	Chatroom
CCR	Cremello Coordinate	DSY	Daisy
EAR	Earthy	DRG	Daring
ESP	Espresso	DYN	Dynamo
FLX	Flax	ENG	Enigma
CFL	Florence Walnut Coordinate	FRR	French Roast
CFO	Fossil Coordinate	GBY	Georgian Bay
CGR	Graphite Coordinate	GRV	Greek Villa
HRV	Harvest	GLF	Gulf Stream
CHL	High Line Coordinate	HTB	Heartthrob
CKC	Khaki Coordinate	NET	Network Gray
LGC	Legacy	NWH	Nonchalant White
MCH	Mocha	PAR	Paradise
NTO	Night Owl	QXP	Quixotic Plum
COA	Oatmeal Cookie Coordinate	RBZ	Relic Bronze
CPI	Pinnacle Walnut Coordinate	SND	Sandbank
PRL	Praline	TRC	Tricorn Black

Color - Add \$43 list per item

- ④ Visit www.jsifurniture.com/finishes-and-materials/textiles for our textiles program. See selection of standard and graded in manufacturers and patterns.

Cabaret Order Check List:



Specify:

☐ 1. Model Number

☐ 2. Wood Species - Maple (M)

☐ 3. Wood Base Finish

☐ 4. Fabric Selection - vendor, pattern and color

☐ 5. Base Selection - wood base standard; specify wood finish

 A. Black Polyurethane Base - no upcharge

 B. Black Pneumatic Jury Base - add \$198 list

☐ 6. Optional Plastic Bumper Guard - add \$24 list

Example:

CR1275 (model #)	M (wood species)	AUB (finish wood base)	MOMENTUM (fabric vendor)	VOX (pattern name)	MYSTIC (pattern color)
---------------------	---------------------	---------------------------	-----------------------------	-----------------------	---------------------------

1. Model Number

2. Wood Species - Maple (M)

3. Wood Finish Options:

CAG	Aged Ash Coordinate	CFO	Fossil Coordinate
CAL	Ale Light Coordinate	CGR	Graphite Coordinate
ALM	Ale Medium	HRV	Harvest
AUB	Auburn	CHL	High Line Coordinate
BRL	Barley	CKC	Khaki Coordinate
CBE	Blonde Echo Coordinate	LGC	Legacy
CBO	Bourbon Light Coordinate	MCH	Mocha
BBM	Bourbon Medium	NTO	Night Owl
CBZ	Brazilwood Coordinate	COA	Oatmeal Cookie Coordinate
CBG	Brighton Light Coordinate	CPI	Pinnacle Walnut Coordinate
BRM	Brighton Medium	PRL	Praline
BUT	Butterscotch	SAF	Saffron
CIN	Cinnamon	SIE	Sienna
CLA	Classic	CST	Studio Teak Coordinate
CCF	Coffee Coordinate	TOF	Toffee
CLL	Collectors	TRF	Truffle
CCR	Cremello Coordinate	VEN	Venetian
EAR	Earthy	CVI	Vintage Coordinate
ESP	Espresso	CWH	Walnut Heights Coordinate
FLX	Flax	CWE	Weathered Ash Coordinate
CFL	Florence Walnut Coordinate		

4. Fabric Selection -Please supply the following:
Fabric vendor/ Pattern name/ Pattern color

[For a complete list of JSI Standard and Graded-In Textiles click here](#)

When specifying contrasting upholstery, indicate clearly which upholstery is to be applied to the seat, back and arms. Use higher grade pricing.

- Indicate direction of fabric - Railroaded or Up the Roll
- Please provide illustration, if available

All COM orders must include the following:

- Vendor's name, pattern name and color
- Sample of the fabric attached to order
- Model numbers of items for fabric application
- Special application instructions (e.g., all stripes will be applied front to back unless specified otherwise)
- Customer and purchase order number

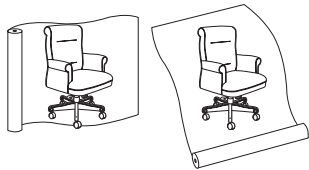
CR2 CABARET

Ship prepaid COM material to:

JSI
Attn: COM Department
201 East Martin Street
Receiving B, Dock 71
Orleans, IN 47452

Application of fabric:

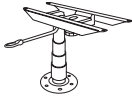
Railroaded Up the Roll



All COM orders will ship at standard lead time from receipt of COM except for orders requiring special custom matched finishes.



5. Base Selection - wood base standard; specify wood finish

- A. Black polyurethane base - no upcharge
- B. Black pneumatic jury base - add \$198 list



Pneumatic lift-
NOT self-centering -
Standard
#

6. Optional Plastic Bumper Guard - add \$24 list

Description	1 Model	Specifications				List Price Per Grade	
Executive Swivel 	CR1275 • overall height range is 44 ½ – 48 • seat height range is 20 – 23 • arm height range is 27 ½ – 30 ½	Dimensions	D	W	H	COM	\$2,310
		Overall	26	28	48	A	\$2,365
		Seat	19 ½	19	23	B	\$2,467
		Arm			30 ½	COL/C	\$2,651
		Upholstery	Shipping			D	\$2,883
		COM Ydg	4	Ctn Wt	60	E	\$3,119
		COL Sq Ft	72	Cu Ft	19	F	\$3,363
						G	\$3,714
						H	\$4,088
						I	\$4,672
Management Swivel 	CR1270 • overall height range is 39 ½ – 43 • seat height range is 20 – 23 • arm height range is 27 ½ – 30 ½	Dimensions	D	W	H	COM	\$2,227
		Overall	26	28	43	A	\$2,280
		Seat	19 ½	19	23	B	\$2,384
		Arm			30 ½	COL/C	\$2,566
		Upholstery	Shipping			D	\$2,800
		COM Ydg	4	Ctn Wt	55	E	\$3,035
		COL Sq Ft	72	Cu Ft	19	F	\$3,281
						G	\$3,631
						H	\$4,005
						I	\$4,590

To Order, Specify:

- 1 Model Number
- 2 Wood Species - Maple (M)
- 3 Wood Base Finish
- 4 Fabric Selection - vendor, pattern and color
- 5 Base Selection - wood base standard; specify wood finish
 - A. Black Polyurethane Base - no upcharge
 - B. Black Pneumatic Jury Base - add \$198 list
- 6 Optional Plastic Bumper Guard - add \$24 list

3 Wood Finish/Color Options:

Maple	
CAG	Aged Ash Coordinate
CAL	Ale Light Coordinate
ALM	Ale Medium
AUB	Auburn
BRL	Barley
CBE	Blonde Echo Coordinate
CBO	Bourbon Light Coordinate
BBM	Bourbon Medium
CBZ	Brazilwood Coordinate
CBG	Brighton Light Coordinate
BRM	Brighton Medium
BUT	Butterscotch
CIN	Cinnamon
CLA	Classic
CCF	Coffee Coordinate
CLL	Collectors
CCR	Cremello Coordinate
EAR	Earthy
ESP	Espresso
FLX	Flax
CFL	Florence Walnut Coordinate
CFO	Fossil Coordinate
CGR	Graphite Coordinate
HRV	Harvest
CHL	High Line Coordinate
CKC	Khaki Coordinate
LGC	Legacy
MCH	Mocha
NTD	Night Owl
COA	Oatmeal Cookie Coordinate
CPI	Pinnacle Walnut Coordinate
PRL	Praline
SAF	Saffron
SIE	Sienna
CST	Studio Teak Coordinate
TOF	Toffee
TRF	Truffle
VEN	Venetian
CVI	Vintage Coordinate
CWH	Walnut Heights Coordinate
CWE	Weathered Ash Coordinate

4 Visit www.jsifurniture.com/finishes-and-materials/textiles for our textiles program. See selection of standard and graded in manufacturers and patterns.

Specifications

- Wood species - Maple.
- Seat has synthetic sheet webbing and 4" polyurethane foam.
- Back has polypropylene webbing and 2" polyurethane foam and integrated lumbar support.
- Arms have ½" polyurethane foam.
- Swivel models revolve, adjusts for height and tension, have knee-tilt with a non-tilt locking mechanism and wood base with antique brass hood over dual wheel casters.
- Spiral grooved hardwood dowels with corner blocks, glue and screws.

Cabaret Order Check List:



Specify:

☐ 1. Model Number

☐ 2. Wood Species - Maple (M)

☐ 3. Wood Leg Finish

☐ 4. Fabric Selection - vendor, pattern and color

☐ 5. Optional Rubber Cushion Nylon Glides - no upcharge

Example:

CR1271	M	AUB	MOMENTUM	VOX	MYSTIC
(model #)	(wood species)	(finish wood legs)	(fabric vendor)	(pattern name)	(pattern color)

1. Model Number

2. Wood Species - Maple (M)

3. Wood Leg Finish Options:

CAG	Aged Ash Coordinate	CFO	Fossil Coordinate
CAL	Ale Light Coordinate	CGR	Graphite Coordinate
ALM	Ale Medium	HRV	Harvest
AUB	Auburn	CHL	High Line Coordinate
BRL	Barley	CKC	Khaki Coordinate
CBE	Blonde Echo Coordinate	LGC	Legacy
CBO	Bourbon Light Coordinate	MCH	Mocha
BBM	Bourbon Medium	NTO	Night Owl
CBZ	Brazilwood Coordinate	COA	Oatmeal Cookie Coordinate
CBG	Brighton Light Coordinate	CPI	Pinnacle Walnut Coordinate
BRM	Brighton Medium	PRL	Praline
BUT	Butterscotch	SAF	Saffron
CIN	Cinnamon	SIE	Sienna
CLA	Classic	CST	Studio Teak Coordinate
CCF	Coffee Coordinate	TOF	Toffee
CLL	Collectors	TRF	Truffle
CCR	Cremello Coordinate	VEN	Venetian
EAR	Earthy	CVI	Vintage Coordinate
ESP	Espresso	CWH	Walnut Heights Coordinate
FLX	Flax	CWE	Weathered Ash Coordinate
CFL	Florence Walnut Coordinate		

4. Fabric Selection --Please supply the following:
Fabric vendor/ Pattern name/ Pattern color

[For a complete list of JSI Standard and Graded-In Textiles click here](#)

When specifying contrasting upholstery, indicate clearly which upholstery is to be applied to the seat, back and arms. Use higher grade pricing.

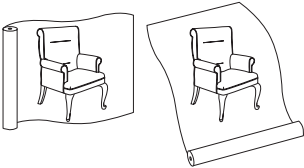
- Indicate direction of fabric - Railroaded or Up the Roll
- Please provide illustration, if available.

All COM orders must include the following:

- Vendor's name, pattern name and color
- Sample of the fabric attached to order
- Model numbers of items for fabric application
- Special application instructions (e.g., all stripes will be applied front to back unless specified otherwise)
- Customer and purchase order number


Ship prepaid COM material to:
JSI
Attn: COM Department
201 East Martin Street
Receiving B, Dock 71
Orleans, IN 47452

Application of fabric:
Railroaded Up the Roll



All COM orders will ship at standard lead time from receipt of COM except for orders requiring special custom matched finishes.

5. Optional Rubber Cushion Nylon Glides - no upcharge

Description	① Model	Specifications				List Price Per Grade	
<div>Guest Chair</div> <div><div>NOW!</div></div>	CR1271	Dimensions	D	W	H	COM	\$1,847
		Overall	31	29	38	A	\$1,901
		Seat	19 ½	19	19 ½	B	\$2,005
		Arm			27	COL/C	\$2,186
		Upholstery	Shipping			D	\$2,419
		COM Ydg	4	Ctn Wt	40	E	\$2,654
		COL Sq Ft	72	Cu Ft	14	F	\$2,901
						G	\$3,251
						H	\$3,624
						I	\$4,209
				J	\$4,912		
				L1	\$3,321		
				L2	\$3,695		

To Order, Specify:

- ① Model Number
- ② Wood Species - Maple (M)
- ③ Wood Base Finish
- ④ Fabric Selection - vendor, pattern and color
- ⑤ Optional Plastic Bumper Guard - add \$24 list

When ordering Quickship products, place a "Q" in front of model number.
 Example: QCR1271

Need it.
JSI Quickship

NOW!

③ Wood Finish/Color Options:**Maple**

CAG Aged Ash Coordinate
 CAL Ale Light Coordinate
 ALM Ale Medium
 AUB Auburn
 BRL Barley
 CBE Blonde Echo Coordinate
 CBO Bourbon Light Coordinate
 BBM Bourbon Medium
 CBZ Brazilwood Coordinate
 CBG Brighton Light Coordinate
 BRM Brighton Medium
 BUT Butterscotch
 CIN Cinnamon
 CLA Classic
 CCF Coffee Coordinate
 CLL Collectors
 CCR Cremello Coordinate
 EAR Earthy
 ESP Espresso
 FLX Flax
 CFL Florence Walnut Coordinate

CFO Fossil Coordinate
 CGR Graphite Coordinate
 HRV Harvest
 CHL High Line Coordinate
 CKC Khaki Coordinate
 LGC Legacy
 MCH Mocha
 NTO Night Owl
 COA Oatmeal Cookie Coordinate
 CPI Pinnacle Walnut Coordinate
 PRL Praline
 SAF Saffron
 SIE Sienna
 CST Studio Teak Coordinate
 TOF Toffee
 TRF Truffle
 VEN Venetian
 CVI Vintage Coordinate
 CWH Walnut Heights Coordinate
 CWE Weathered Ash Coordinate

- ④ Visit www.jsifurniture.com/finishes-and-materials/textiles for our textiles program. See selection of standard and graded in manufacturers and patterns.

Specifications

- Wood species - Maple.
- Seat has synthetic sheet webbing and 4" polyurethane foam.
- Back has polypropylene webbing and 2" polyurethane foam and integrated lumbar support.
- Arms have ½" polyurethane foam.
- Spiral grooved hardwood dowels with corner blocks, glue and screws.
- Standard with rubber cushion metal glides.

Class Act Order Check List:



Specify:

- ☐ 1. Model Number
- ☐ 2. Wood Species - Red Oak (RO) or Maple (M)
- ☐ 3. Wood Finish/Color
- ☐ 4. Fabric Selection - vendor, pattern and color
- ☐ 5. Optional Linking Brackets - add \$41 list per chair/bench
- ☐ 6. Optional Laser Engraving Back Imprint - specify location and size
- ☐ 7. Optional Rubber Cushion Nylon Glides - no upcharge; LEG MODELS ONLY

Example:

11C (model #)	RO (wood species)	HEN (finish)	MOMENTUM (fabric vendor)	VOX (pattern name)	MYSTIC (pattern color)
-------------------------	-----------------------------	------------------------	------------------------------------	------------------------------	----------------------------------

1. Model Number

2. Wood Species - Red Oak (RO) or Maple (M)

3. Wood Base/Arm Cap Finish Options:

Red Oak

BRW	Brownie	ECU	Ecru
CAN	Canyon	HEN	Henna
CIT	Citron	HNY	Honey
DES	Desert	NUT	Nut Brown

Maple

CAG	Aged Ash Coordinate	CFO	Fossil Coordinate
CAL	Ale Light Coordinate	CGR	Graphite Coordinate
ALM	Ale Medium	HRV	Harvest
AUB	Auburn	CHL	High Line Coordinate
BRL	Barley	CKC	Khaki Coordinate
CBE	Blonde Echo Coordinate	LGC	Legacy
CBO	Bourbon Light Coordinate	MCH	Mocha
BBM	Bourbon Medium	NTD	Night Owl
CBZ	Brazilwood Coordinate	COA	Oatmeal Cookie Coordinate
CBG	Brighton Light Coordinate	CPI	Pinnacle Walnut Coordinate
BRM	Brighton Medium	PRL	Praline
BUT	Butterscotch	SAF	Saffron
CIN	Cinnamon	SIE	Sienna
CLA	Classic	CST	Studio Teak Coordinate
CCF	Coffee Coordinate	TOF	Toffee
CLL	Collectors	TRF	Truffle
CCR	Cremello Coordinate	VEN	Venetian
EAR	Earthy	CVI	Vintage Coordinate
ESP	Espresso	CWH	Walnut Heights Coordinate
FLX	Flax	CWE	Weathered Ash Coordinate
CFL	Florence Walnut Coordinate		

Color - Add \$43 list per item

BKD	Backdrop	GRV	Greek Villa
BFX	Black Fox	GLF	Gulf Stream
BWH	Bright White	HTB	Hearthrob
CGP	Cargo Pants	NET	Network Gray
CHT	Chatroom	NWH	Nonchalant White
DSY	Daisy	PAR	Paradise
DRG	Daring	QXP	Quixotic Plum
DYN	Dynamo	RBZ	Relic Bronze
ENG	Enigma	SND	Sandbank
FRR	French Roast	STM	Storm
GBY	Georgian Bay	TRC	Tricorn Black

4. Fabric Selection - Please supply the following:

Fabric vendor/ Pattern name/ Pattern color

[For a complete list of JSI Standard and Graded-In Textiles click here](#)

When specifying contrasting upholstery, indicate clearly which upholstery is to be applied to the seat and back. Use higher grade pricing.

- Indicate direction of fabric - Railroaded or Up the Roll
- Please provide illustration, if available

All COM orders must include the following:

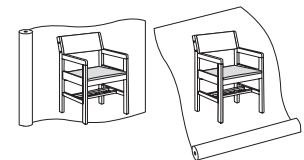
- Vendor's name, pattern name and color
- Sample of the fabric attached to order
- Model numbers of items for fabric application
- Special application instructions (e.g., all stripes will be applied front to back unless specified otherwise)
- Customer and purchase order number

Ship prepaid COM material to:

JSI
Attn: COM Department
201 East Martin Street
Receiving B, Dock 71
Orleans, IN 47452

Application of fabric:

Railroaded Up the Roll



All COM orders will ship at standard lead time from receipt of COM except for orders requiring special custom matched finishes.

5. Optional Linking Brackets - add \$41 list per chair/bench

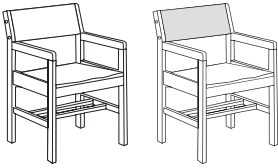
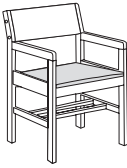
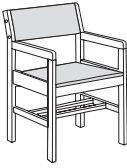


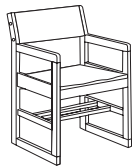
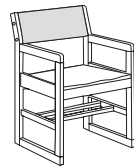
6. Optional Laser Engraving Back Imprint - available on models 11A/C, 12A/C, 18A/C and 19A/C. See page X of the intro for details.



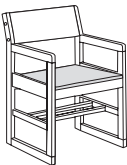
Specify:

- location - inside/outside of back
- size of design

Description	① Model	Specifications	List Price Per Grade																												
Arm	11A All Wood 11B Uph. Back <ul style="list-style-type: none"> optional linking brackets - add \$41 list per chair optional laser engraving back imprint, specify location and size - see page X of Seating Price List online for details. (A model only) coordinating Children's collection - see page CA8 optional casters - add \$120 list for a set of 4 casters 	<table> <tr> <th>Dimensions</th><th>D</th><th>W</th><th>H</th></tr> <tr> <td>Overall</td><td>22</td><td>21</td><td>32 ¼</td></tr> <tr> <td>Seat</td><td>18</td><td>19</td><td>18</td></tr> <tr> <td>Arm</td><td></td><td></td><td>25 ¼</td></tr> <tr> <th>Upholstery</th><th colspan="3">Shipping</th></tr> <tr> <td>COM Ydg</td><td>¾</td><td>Ctn Wt</td><td>30</td></tr> <tr> <td>COL Sq Ft</td><td>9</td><td>Cu Ft</td><td>10</td></tr> </table>	Dimensions	D	W	H	Overall	22	21	32 ¼	Seat	18	19	18	Arm			25 ¼	Upholstery	Shipping			COM Ydg	¾	Ctn Wt	30	COL Sq Ft	9	Cu Ft	10	All Wood \$518 COM \$596 A \$616 B \$636 COL/C \$671 D \$716 E \$764 F \$812 G \$879 H \$952 I \$1,066 J \$1,204 L1 \$894 L2 \$965
Dimensions	D	W	H																												
Overall	22	21	32 ¼																												
Seat	18	19	18																												
Arm			25 ¼																												
Upholstery	Shipping																														
COM Ydg	¾	Ctn Wt	30																												
COL Sq Ft	9	Cu Ft	10																												
 11A all wood 11B uph. back																															
Arm	11C Uph. Seat <ul style="list-style-type: none"> optional linking brackets - add \$41 list per chair optional laser engraving back imprint, specify location and size - see page X of Seating Price List online for details. coordinating Children's collection - see page CA8 optional casters - add \$120 list for a set of 4 casters 	<table> <tr> <th>Dimensions</th><th>D</th><th>W</th><th>H</th></tr> <tr> <td>Overall</td><td>22</td><td>21</td><td>32 ¼</td></tr> <tr> <td>Seat</td><td>18</td><td>19</td><td>18</td></tr> <tr> <td>Arm</td><td></td><td></td><td>25 ¼</td></tr> <tr> <th>Upholstery</th><th colspan="3">Shipping</th></tr> <tr> <td>COM Ydg</td><td>¾</td><td>Ctn Wt</td><td>30</td></tr> <tr> <td>COL Sq Ft</td><td>9</td><td>Cu Ft</td><td>10</td></tr> </table>	Dimensions	D	W	H	Overall	22	21	32 ¼	Seat	18	19	18	Arm			25 ¼	Upholstery	Shipping			COM Ydg	¾	Ctn Wt	30	COL Sq Ft	9	Cu Ft	10	COM \$596 A \$616 B \$636 COL/C \$671 D \$716 E \$764 F \$812 G \$879 H \$952 I \$1,066 J \$1,204 L1 \$894 L2 \$965
Dimensions	D	W	H																												
Overall	22	21	32 ¼																												
Seat	18	19	18																												
Arm			25 ¼																												
Upholstery	Shipping																														
COM Ydg	¾	Ctn Wt	30																												
COL Sq Ft	9	Cu Ft	10																												
																															
Arm	11D Uph. Seat/Back <ul style="list-style-type: none"> optional linking brackets - add \$41 list per chair coordinating Children's collection - see page CA8 optional casters - add \$120 list for a set of 4 casters 	<table> <tr> <th>Dimensions</th><th>D</th><th>W</th><th>H</th></tr> <tr> <td>Overall</td><td>22</td><td>21</td><td>32 ¼</td></tr> <tr> <td>Seat</td><td>18</td><td>19</td><td>18</td></tr> <tr> <td>Arm</td><td></td><td></td><td>25 ¼</td></tr> <tr> <th>Upholstery</th><th colspan="3">Shipping</th></tr> <tr> <td>COM Ydg</td><td>¾</td><td>Ctn Wt</td><td>30</td></tr> <tr> <td>COL Sq Ft</td><td>18</td><td>Cu Ft</td><td>10</td></tr> </table>	Dimensions	D	W	H	Overall	22	21	32 ¼	Seat	18	19	18	Arm			25 ¼	Upholstery	Shipping			COM Ydg	¾	Ctn Wt	30	COL Sq Ft	18	Cu Ft	10	COM \$660 A \$681 B \$701 COL/C \$738 D \$782 E \$827 F \$874 G \$942 H \$1,017 I \$1,132 J \$1,266 L1 \$958 L2 \$1,030
Dimensions	D	W	H																												
Overall	22	21	32 ¼																												
Seat	18	19	18																												
Arm			25 ¼																												
Upholstery	Shipping																														
COM Ydg	¾	Ctn Wt	30																												
COL Sq Ft	18	Cu Ft	10																												
																															

Description		① Model	Specifications				List Price Per Grade	
Arm		12A All Wood	Dimensions	D	W	H	All Wood	\$533
		12B Uph. Back <ul style="list-style-type: none">• optional linking brackets - add \$41 list per chair• optional laser engraving back imprint, specify location and size - see page X of Seating Price List online for details. (A model only)• coordinating Children's collection - see page CA8	Overall	20 ¾	21	32 ¼	COM	\$606
			Seat	18	19	18	A	\$628
			Arm			25	B	\$648
			Upholstery		Shipping		COL/C	\$682
			COM Ydg	¾	Ctn Wt	32	D	\$728
			COL Sq Ft	9	Cu Ft	10	E	\$772
							F	\$824
							G	\$893
							H	\$963
							I	\$1,076
							J	\$1,216
							L1	\$904
							L2	\$977

Arm



12C Uph. Seat

- optional linking brackets - add \$41 list per chair
- optional laser engraving back imprint, specify location and size - see page X of Seating Price List online for details.
- coordinating Children's collection - see page CA8

Dimensions	D	W	H
Overall	20 ¾	21	32 ¼
Seat	18	19	18
Arm			25
Upholstery	Shipping		
COM Ydg	¾	Ctn Wt	32
COL Sq Ft	9	Cu Ft	10

COM \$606

A \$628

B \$648

COL/C \$682

D \$728

E \$772

F \$824

G \$893

H \$963

I \$1,076

J \$1,216

L1 \$904

L2 \$977

To Order, Specify:

- Model Number
 - Wood Species - Red Oak (RO) or Maple (M)
 - Wood Finish/Color
 - Fabric Selection - vendor, pattern and color
 - Optional Linking Brackets - add \$41 list per chair
 - Optional Laser Engraving Back Imprint - specify location and size; see page X of Seating Price List online for details.
 - (A and C MODELS ONLY)
Optional Rubber Cushion Nylon Glides - no upcharge
- LEG MODELS ONLY**

3 Wood Finish/Color Options:

Red Oak		
BRW Brownie	ECU Ecru	
CAN Canyon	HEN Henna	
CIT Citron	HNY Honey	
DES Desert	NUT Nut Brown	
Maple		
CAG Aged Ash Coordinate	HRV Harvest	
ALM Ale Medium	CHL High Line Coordinate	
AUB Auburn	CKC Khaki Coordinate	
BRL Barley	LGC Legacy	
CBE Blonde Echo Coordinate	MCH Mocha	
BBM Bourbon Medium	NTO Night Owl	
CBZ Brazilwood Coordinate	COA Oatmeal Cook Coordinate	
BRM Brighton Medium	CPI Pinnacle Walnut Coordinate	
BUT Butterscotch	PRL Praline	
CIN Cinnamon	SAF Saffron	
CLA Classic	SIE Sienna	
CCF Coffee Coordinate	CST Studio Teak Coordinate	
CLL Collectors	TOF Toffee	
CCR Cremello Coordinate	TRF Truffle	
EAR Earthy	VEN Venetian	
ESP Espresso	CVI Vintage Coordinate	
FLX Flax	CWH Walnut Heights Coordinate	
CFL Florence Walnut Coordinate	CWE Weathered Ash Coordinate	
CFO Fossil Coordinate		
CGR Graphite Coordinate		

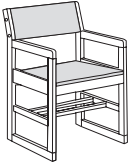
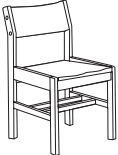
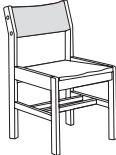
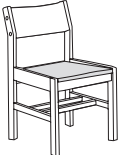
Color - Add \$43 list per item

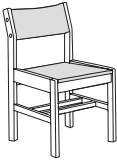
BKD Backdrop	GRV Greek Villa
BFX Black Fox	GLF Gulf Stream
BWH Bright White	HTB Heartthrob
CGP Cargo Pants	NET Network Gray
CHT Chatroom	NWH Nonchalant White
DSY Daisy	PAR Paradise
DRG Daring	QXP Quixotic Plum
DYN Dynamo	RBZ Relic Bronze
ENG Enigma	SND Sandbank
FRR French Roast	TRC Tricorn Black
GBY Georgian Bay	

- Visit www.jsifurniture.com/finishes-and-materials/textiles for our textiles program. See selection of standard and graded in manufacturers and patterns.

Specifications

- Wood species - Red Oak or Maple.
- Two stretcher shelf for added stability.
- Seat is upholstered with 1 ½" polyurethane foam and synthetic sheet webbing for added comfort.
- Back is upholstered front and back with 1" polyurethane foam.
- Mortise and tenon construction with corner blocks, glue and screws.
- Coordinating Children's collection. See page 8.
- Standard with rubber cushion metal glides (leg models only).

Description	① Model	Specifications	List Price Per Grade																												
<div>Arm</div> <div></div>	<div>12D Uph. Seat/Back</div> <div><ul style="list-style-type: none">· optional linking brackets - add \$41 list per chair· coordinating Children's collection - see page CA8</div>	<table><tr><th>Dimensions</th><th>D</th><th>W</th><th>H</th></tr><tr><td>Overall</td><td>20 ¾</td><td>21</td><td>32 ¼</td></tr><tr><td>Seat</td><td>18</td><td>19</td><td>18</td></tr><tr><td>Arm</td><td></td><td></td><td>25</td></tr><tr><th colspan="2">Upholstery</th><th colspan="2">Shipping</th></tr><tr><td>COM Ydg</td><td>¾</td><td>Ctn Wt</td><td>32</td></tr><tr><td>COL Sq Ft</td><td>18</td><td>Cu Ft</td><td>10</td></tr></table>	Dimensions	D	W	H	Overall	20 ¾	21	32 ¼	Seat	18	19	18	Arm			25	Upholstery		Shipping		COM Ydg	¾	Ctn Wt	32	COL Sq Ft	18	Cu Ft	10	<div>COM \$672</div> <div>A \$695</div> <div>B \$712</div> <div>COL/C \$749</div> <div>D \$796</div> <div>E \$842</div> <div>F \$888</div> <div>G \$958</div> <div>H \$1,030</div> <div>I \$1,144</div> <div>J \$1,281</div> <div>L1 \$971</div> <div>L2 \$1,044</div>
		Dimensions	D	W	H																										
		Overall	20 ¾	21	32 ¼																										
		Seat	18	19	18																										
		Arm			25																										
		Upholstery		Shipping																											
		COM Ydg	¾	Ctn Wt	32																										
		COL Sq Ft	18	Cu Ft	10																										
		<div>Armless</div> <div><div></div><div></div><div><div>18A</div><div>all wood</div></div><div><div>18B</div><div>uph. back</div></div></div>	<div>18A All Wood</div> <div>18B Uph. Back</div> <div><ul style="list-style-type: none">· optional linking brackets - add \$41 list per chair· optional laser engraving back imprint, specify location and size - see page X of Seating Price List online for details. (A model only)· coordinating Children's collection - see page CA8· optional casters - add \$120 list for a set of 4 casters</div>	<table><tr><th>Dimensions</th><th>D</th><th>W</th><th>H</th></tr><tr><td>Overall</td><td>20 ½</td><td>19</td><td>32 ½</td></tr><tr><td>Seat</td><td>18 ¼</td><td>17</td><td>18</td></tr><tr><th colspan="2">Upholstery</th><th colspan="2">Shipping</th></tr><tr><td>COM Ydg</td><td>¾</td><td>Ctn Wt</td><td>25</td></tr><tr><td>COL Sq Ft</td><td>9</td><td>Cu Ft</td><td>10</td></tr></table>	Dimensions	D	W	H	Overall	20 ½	19	32 ½	Seat	18 ¼	17	18	Upholstery		Shipping		COM Ydg	¾	Ctn Wt	25	COL Sq Ft	9	Cu Ft	10	<div>All Wood \$476</div> <div>COM \$552</div> <div>A \$575</div> <div>B \$594</div> <div>COL/C \$632</div> <div>D \$676</div> <div>E \$720</div> <div>F \$768</div> <div>G \$839</div> <div>H \$911</div> <div>I \$1,025</div> <div>J \$1,161</div> <div>L1 \$850</div> <div>L2 \$926</div>		
				Dimensions	D	W	H																								
Overall	20 ½			19	32 ½																										
Seat	18 ¼			17	18																										
Upholstery				Shipping																											
COM Ydg	¾			Ctn Wt	25																										
COL Sq Ft	9			Cu Ft	10																										
<div>Armless</div> <div></div>	<div>18C Uph. Seat</div> <div><ul style="list-style-type: none">· optional linking brackets - add \$41 list per chair· optional laser engraving back imprint, specify location and size - see page X of Seating Price List online for details.· coordinating Children's collection - see page CA8· optional casters - add \$120 list for a set of 4 casters</div>			<table><tr><th>Dimensions</th><th>D</th><th>W</th><th>H</th></tr><tr><td>Overall</td><td>20 ½</td><td>19</td><td>32 ½</td></tr><tr><td>Seat</td><td>18 ¼</td><td>17</td><td>18</td></tr><tr><th colspan="2">Upholstery</th><th colspan="2">Shipping</th></tr><tr><td>COM Ydg</td><td>¾</td><td>Ctn Wt</td><td>25</td></tr><tr><td>COL Sq Ft</td><td>9</td><td>Cu Ft</td><td>10</td></tr></table>	Dimensions	D	W	H	Overall	20 ½	19	32 ½	Seat	18 ¼	17	18	Upholstery		Shipping		COM Ydg	¾	Ctn Wt	25	COL Sq Ft	9	Cu Ft	10	<div>COM \$552</div> <div>A \$575</div> <div>B \$594</div> <div>COL/C \$632</div> <div>D \$676</div> <div>E \$720</div> <div>F \$768</div> <div>G \$839</div> <div>H \$911</div> <div>I \$1,025</div> <div>J \$1,161</div> <div>L1 \$850</div> <div>L2 \$926</div>		
				Dimensions	D	W	H																								
				Overall	20 ½	19	32 ½																								
		Seat	18 ¼	17	18																										
		Upholstery		Shipping																											
		COM Ydg	¾	Ctn Wt	25																										
		COL Sq Ft	9	Cu Ft	10																										

Description	1 Model	Specifications	List Price Per Grade
Armless 	18D Uph. Seat/Back • optional linking brackets - add \$41 list per chair • coordinating Children's collection - see page CA8 • optional casters - add \$120 list for a set of 4 casters	Dimensions	COM \$618
		Overall 20 ½ 19 32 ½	A \$638
		Seat 18 ¼ 17 18	B \$660
		Upholstery	COL/C \$695
		COM Ydg ¾ Ctn Wt 25	D \$741
		COL Sq Ft 18 Cu Ft 10	E \$786
			F \$837
			G \$903
			H \$975
			I \$1,090
			J \$1,227
			L1 \$915
			L2 \$989

To Order, Specify:

- 1 Model Number
 - 2 Wood Species - Red Oak (RO) or Maple (M)
 - 3 Wood Finish/Color
 - 4 Fabric Selection - vendor, pattern and color
 - 5 Optional Linking Brackets - add \$41 list per chair
 - 6 Optional Laser Engraving Back Imprint - specify location and size; see page X of Seating Price List online for details.
- (A and C MODELS ONLY)**
- 7 Optional Rubber Cushion Nylon Glides - no upcharge
- LEG MODELS ONLY**

3 Wood Finish/Color Options:

Red Oak		ECU	Ecru
BRW	Brownie	HEN	Henna
CAN	Canyon	HNY	Honey
CIT	Citron	NUT	Nut Brown
DES	Desert		
Maple		HRV	Harvest
CAG	Aged Ash Coordinate	CHL	High Line Coordinate
ALM	Ale Medium	CKC	Khaki Coordinate
AUB	Auburn	LGC	Legacy
BRL	Barley	MCH	Mocha
CBE	Blonde Echo Coordinate	NTO	Night Owl
BBM	Bourbon Medium	COA	Oatmeal Cook Coordinate
CBZ	Brazilwood Coordinate	CPI	Pinnacle Walnut Coordinate
BRM	Brighton Medium	PRL	Praline
BUT	Butterscotch	SAF	Saffron
CIN	Cinnamon	SIE	Sienna
CLA	Classic	CST	Studio Teak Coordinate
CCF	Coffee Coordinate	TOF	Toffee
CLL	Collectors	TRF	Truffle
CCR	Cremello Coordinate	VEN	Venetian
EAR	Earthy	CVI	Vintage Coordinate
ESP	Espresso	CWH	Walnut Heights Coordinate
FLX	Flax	CWE	Weathered Ash Coordinate
CFL	Florence Walnut Coordinate		
CFO	Fossil Coordinate		
CGR	Graphite Coordinate		

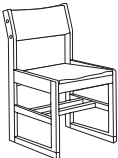

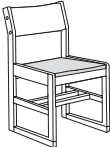
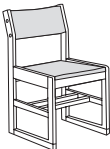
Color - Add \$43 list per item

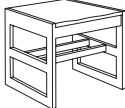
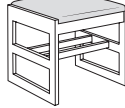
BKD	Backdrop	GRV	Greek Villa
BFX	Black Fox	GLF	Gulf Stream
BWH	Bright White	HTB	Heartthrob
CGP	Cargo Pants	NET	Network Gray
CHT	Chatroom	NWH	Nonchalant White
DSY	Daisy	PAR	Paradise
DRG	Daring	QXP	Quixotic Plum
DYN	Dynamo	RBZ	Relic Bronze
ENG	Enigma	SND	Sandbank
FRR	French Roast	TRC	Tricorn Black
GBY	Georgian Bay		

- 4 Visit www.jsifurniture.com/finishes-and-materials/textiles for our textiles program. See selection of standard and graded in manufacturers and patterns.

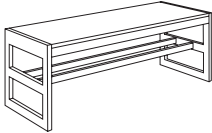
Specifications

- Wood species - Red Oak or Maple.
- Two stretcher shelf for added stability.
- Seat is upholstered with 1 ½" polyurethane foam and synthetic sheet webbing for added comfort.
- Back is upholstered front and back with 1" polyurethane foam.
- Mortise and tenon construction with corner blocks, glue and screws.
- Coordinating Children's collection. See page 8.
- Standard with rubber cushion metal glides (leg models only).

Description		① Model	Specifications				List Price Per Grade																																																		
Armless		19A All Wood 19B Uph. Back <ul style="list-style-type: none">· optional linking brackets - add \$41 list per chair· optional laser engraving back imprint, specify location and size - see page X of Seating Price List online for details. (A model only)· coordinating Children's collection - see page CA8	<table><tr><th>Dimensions</th><th>D</th><th>W</th><th>H</th></tr><tr><td>Overall</td><td>20 ½</td><td>19</td><td>32 ¼</td></tr><tr><td>Seat</td><td>18</td><td>17</td><td>18</td></tr><tr><th colspan="2">Upholstery</th><th colspan="2">Shipping</th></tr><tr><td>COM Ydg</td><td>¾</td><td>Ctn Wt</td><td>28</td></tr><tr><td>COL Sq Ft</td><td>9</td><td>Cu Ft</td><td>10</td></tr></table>	Dimensions	D	W	H	Overall	20 ½	19	32 ¼	Seat	18	17	18	Upholstery		Shipping		COM Ydg	¾	Ctn Wt	28	COL Sq Ft	9	Cu Ft	10	<table><tr><td>All Wood</td><td>\$488</td></tr><tr><td>COM</td><td>\$567</td></tr><tr><td>A</td><td>\$587</td></tr><tr><td>B</td><td>\$605</td></tr><tr><td>COL/C</td><td>\$641</td></tr><tr><td>D</td><td>\$686</td></tr><tr><td>E</td><td>\$734</td></tr><tr><td>F</td><td>\$778</td></tr><tr><td>G</td><td>\$849</td></tr><tr><td>H</td><td>\$924</td></tr><tr><td>I</td><td>\$1,035</td></tr><tr><td>J</td><td>\$1,173</td></tr><tr><td>L1</td><td>\$864</td></tr><tr><td>L2</td><td>\$934</td></tr></table>		All Wood	\$488	COM	\$567	A	\$587	B	\$605	COL/C	\$641	D	\$686	E	\$734	F	\$778	G	\$849	H	\$924	I	\$1,035	J	\$1,173	L1	\$864	L2	\$934
Dimensions	D	W	H																																																						
Overall	20 ½	19	32 ¼																																																						
Seat	18	17	18																																																						
Upholstery		Shipping																																																							
COM Ydg	¾	Ctn Wt	28																																																						
COL Sq Ft	9	Cu Ft	10																																																						
All Wood	\$488																																																								
COM	\$567																																																								
A	\$587																																																								
B	\$605																																																								
COL/C	\$641																																																								
D	\$686																																																								
E	\$734																																																								
F	\$778																																																								
G	\$849																																																								
H	\$924																																																								
I	\$1,035																																																								
J	\$1,173																																																								
L1	\$864																																																								
L2	\$934																																																								
		19A all wood	19B uph. back																																																						
Armless		19C Uph. Seat <ul style="list-style-type: none">· optional linking brackets - add \$41list per chair· optional laser engraving back imprint, specify location and size - see page X of Seating Price List online for details.· coordinating Children's collection - see page CA8	<table><tr><th>Dimensions</th><th>D</th><th>W</th><th>H</th></tr><tr><td>Overall</td><td>20 ½</td><td>19</td><td>32 ¼</td></tr><tr><td>Seat</td><td>18</td><td>17</td><td>18</td></tr><tr><th colspan="2">Upholstery</th><th colspan="2">Shipping</th></tr><tr><td>COM Ydg</td><td>¾</td><td>Ctn Wt</td><td>28</td></tr><tr><td>COL Sq Ft</td><td>9</td><td>Cu Ft</td><td>10</td></tr></table>	Dimensions	D	W	H	Overall	20 ½	19	32 ¼	Seat	18	17	18	Upholstery		Shipping		COM Ydg	¾	Ctn Wt	28	COL Sq Ft	9	Cu Ft	10	<table><tr><td>COM</td><td>\$567</td></tr><tr><td>A</td><td>\$587</td></tr><tr><td>B</td><td>\$605</td></tr><tr><td>COL/C</td><td>\$641</td></tr><tr><td>D</td><td>\$686</td></tr><tr><td>E</td><td>\$734</td></tr><tr><td>F</td><td>\$778</td></tr><tr><td>G</td><td>\$849</td></tr><tr><td>H</td><td>\$924</td></tr><tr><td>I</td><td>\$1,035</td></tr><tr><td>J</td><td>\$1,173</td></tr><tr><td>L1</td><td>\$864</td></tr><tr><td>L2</td><td>\$934</td></tr></table>		COM	\$567	A	\$587	B	\$605	COL/C	\$641	D	\$686	E	\$734	F	\$778	G	\$849	H	\$924	I	\$1,035	J	\$1,173	L1	\$864	L2	\$934		
Dimensions	D	W	H																																																						
Overall	20 ½	19	32 ¼																																																						
Seat	18	17	18																																																						
Upholstery		Shipping																																																							
COM Ydg	¾	Ctn Wt	28																																																						
COL Sq Ft	9	Cu Ft	10																																																						
COM	\$567																																																								
A	\$587																																																								
B	\$605																																																								
COL/C	\$641																																																								
D	\$686																																																								
E	\$734																																																								
F	\$778																																																								
G	\$849																																																								
H	\$924																																																								
I	\$1,035																																																								
J	\$1,173																																																								
L1	\$864																																																								
L2	\$934																																																								
																																																									
Armless		19D Uph. Seat/Back <ul style="list-style-type: none">· optional linking brackets - add \$41 list per chair· coordinating Children's collection - see page CA8	<table><tr><th>Dimensions</th><th>D</th><th>W</th><th>H</th></tr><tr><td>Overall</td><td>20 ½</td><td>19</td><td>32 ¼</td></tr><tr><td>Seat</td><td>18</td><td>17</td><td>18</td></tr><tr><th colspan="2">Upholstery</th><th colspan="2">Shipping</th></tr><tr><td>COM Ydg</td><td>¾</td><td>Ctn Wt</td><td>28</td></tr><tr><td>COL Sq Ft</td><td>18</td><td>Cu Ft</td><td>10</td></tr></table>	Dimensions	D	W	H	Overall	20 ½	19	32 ¼	Seat	18	17	18	Upholstery		Shipping		COM Ydg	¾	Ctn Wt	28	COL Sq Ft	18	Cu Ft	10	<table><tr><td>COM</td><td>\$632</td></tr><tr><td>A</td><td>\$650</td></tr><tr><td>B</td><td>\$671</td></tr><tr><td>COL/C</td><td>\$707</td></tr><tr><td>D</td><td>\$750</td></tr><tr><td>E</td><td>\$797</td></tr><tr><td>F</td><td>\$845</td></tr><tr><td>G</td><td>\$914</td></tr><tr><td>H</td><td>\$986</td></tr><tr><td>I</td><td>\$1,101</td></tr><tr><td>J</td><td>\$1,236</td></tr><tr><td>L1</td><td>\$928</td></tr><tr><td>L2</td><td>\$1,002</td></tr></table>		COM	\$632	A	\$650	B	\$671	COL/C	\$707	D	\$750	E	\$797	F	\$845	G	\$914	H	\$986	I	\$1,101	J	\$1,236	L1	\$928	L2	\$1,002		
Dimensions	D	W	H																																																						
Overall	20 ½	19	32 ¼																																																						
Seat	18	17	18																																																						
Upholstery		Shipping																																																							
COM Ydg	¾	Ctn Wt	28																																																						
COL Sq Ft	18	Cu Ft	10																																																						
COM	\$632																																																								
A	\$650																																																								
B	\$671																																																								
COL/C	\$707																																																								
D	\$750																																																								
E	\$797																																																								
F	\$845																																																								
G	\$914																																																								
H	\$986																																																								
I	\$1,101																																																								
J	\$1,236																																																								
L1	\$928																																																								
L2	\$1,002																																																								
																																																									

Description		① Model	Specifications				List Price Per Grade		
Bench 19"w		<div>25A All Wood</div> <div>25C Uph. Seat</div> <div>· optional linking brackets - add \$41 list per bench</div>	Dimensions		D	W	H	All Wood	\$568
<div></div> <div>25A all wood</div> <div></div> <div>25C uph. seat</div>			Overall		19	19	18	COM	\$568
			Seat		19	17	18	A	\$588
			Upholstery		Shipping			B	\$606
			COM Ydg	¾	Ctn Wt	22	COL/C	\$642	
			COL Sq Ft	9	Cu Ft	5	D	\$688	
							E	\$735	
							F	\$782	
						G	\$850		
						H	\$926		
						I	\$1,036		
						J	\$1,174		
						L1	\$866		
						L2	\$936		

Bench 48"w

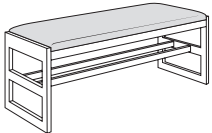


26A

all wood

26C

uph. seat



26A All Wood

26C Uph. Seat

• optional linking brackets - add \$41 list per bench

Dimensions	D	W	H
Overall	19	48	18
Seat	19	46	18
Upholstery		Shipping	
COM Ydg	¾	Ctn Wt	34
COL Sq Ft	23	Cu Ft	13

All Wood

\$880

COM

\$873

A

\$898

B

\$916

COL/C

\$956

D

\$1,000

E

\$1,046

F

\$1,092

G

\$1,161

H

\$1,234

I

\$1,348

J

\$1,485

L1

\$1,174

L2

\$1,247

To Order, Specify:

- ① Model Number
 - ② Wood Species - Red Oak (RO) or Maple (M)
 - ③ Wood Finish/Color
 - ④ Fabric Selection - vendor, pattern and color
 - ⑤ Optional Linking Brackets - add \$41 list per chair
 - ⑥ Optional Laser Engraving Back Imprint - specify location and size; see page X of Seating Price List online for details.
 - ⑦ Optional Rubber Cushion Nylon Glides - no upcharge
- (A and C MODELS ONLY)**
- LEG MODELS ONLY**

③ Wood Finish/Color Options:

Red Oak		ECU	Ecru
BRW	Brownie	HEN	Henna
CAN	Canyon	HNY	Honey
CIT	Citron	NUT	Nut Brown
DES	Desert		
Maple		HRV	Harvest
CAG	Aged Ash Coordinate	CHL	High Line Coordinate
ALM	Ale Medium	CKC	Khaki Coordinate
AUB	Auburn	LGC	Legacy
BRL	Barley	MCH	Mocha
CBE	Blonde Echo Coordinate	NTO	Night Owl
BBM	Bourbon Medium	COA	Oatmeal Cook Coordinate
CBZ	Brazilwood Coordinate	CPI	Pinnacle Walnut Coordinate
BRM	Brighton Medium	PRL	Praline
BUT	Butterscotch	SAF	Saffron
CIN	Cinnamon	SIE	Sienna
CLA	Classic	CST	Studio Teak Coordinate
CCF	Coffee Coordinate	TOF	Toffee
CLL	Collectors	TRF	Truffle
CCR	Cremello Coordinate	VEN	Venetian
EAR	Earthy	CVI	Vintage Coordinate
ESP	Espresso	CWH	Walnut Heights Coordinate
FLX	Flax	CWE	Weathered Ash Coordinate
CFL	Florence Walnut Coordinate		
CFO	Fossil Coordinate		
CGR	Graphite Coordinate		

Color - Add \$43 list per item

BKD	Backdrop	GRV	Greek Villa
BFX	Black Fox	GLF	Gulf Stream
BWH	Bright White	HTB	Heartthrob
CGP	Cargo Pants	NET	Network Gray
CHT	Chatroom	NWH	Nonchalant White
DSY	Daisy	PAR	Paradise
DRG	Daring	QXP	Quixotic Plum
DYN	Dynamo	RBZ	Relic Bronze
ENG	Enigma	SND	Sandbank
FRR	French Roast	TRC	Tricorn Black
GBY	Georgian Bay		

- ④ Visit www.jsifurniture.com/finishes-and-materials/textiles for our textiles program. See selection of standard and graded in manufacturers and patterns.

Specifications

- Wood species - Red Oak or Maple.
- Two stretcher shelf for added stability.
- Seat is upholstered with 1 ½" polyurethane foam and synthetic sheet webbing for added comfort.
- Back is upholstered front and back with 1" polyurethane foam.
- Mortise and tenon construction with corner blocks, glue and screws.
- Coordinating Children's collection. See page 8.
- Standard with rubber cushion metal glides (leg models only).

Class Act Children's Order Check List:



Specify:

- ☐ 1. Model Number
- ☐ 2. Wood Species - Red Oak (RO) or Maple (M)
- ☐ 3. Wood Finish/Color
- ☐ 4. Fabric Selection - vendor, pattern and color
- ☐ 5. Optional Linking Brackets - add \$41 list per chair
- ☐ 6. Optional Laser Engraving Back Imprint - specify location
- ☐ 7. Optional Casters - add \$120 list; standard seat height maintained; **LEG MODELS ONLY**
- ☐ 8. Optional Rubber Cushion Nylon Glides - no upcharge; **LEG MODELS ONLY**

Example:

16C (model #)	RO (wood species)	HEN (finish)	MOMENTUM (fabric vendor)	VOX (pattern name)	MYSTIC (pattern color)
------------------	----------------------	-----------------	-----------------------------	-----------------------	---------------------------

1. Model Number

2. Wood Species - Red Oak (RO) or Maple (M)

3. Wood Finish/Color Options:

Red Oak

BRW	Brownie	ECU	Ecru
CAN	Canyon	HEN	Henna
CIT	Citron	HNH	Honey
DES	Desert	NUT	Nut Brown

Maple

CAG	Aged Ash Coordinate	CFO	Fossil Coordinate
CAL	Ale Light Coordinate	CGR	Graphite Coordinate
ALM	Ale Medium	HRV	Harvest
AUB	Auburn	CHL	High Line Coordinate
BRL	Barley	CKC	Khaki Coordinate
CBE	Blonde Echo Coordinate	LGC	Legacy
CBO	Bourbon Light Coordinate	MCH	Mocha
BBM	Bourbon Medium	NTO	Night Owl
CBZ	Brazilwood Coordinate	COA	Oatmeal Cookie Coordinate
CBG	Brighton Light Coordinate	CPI	Pinnacle Walnut Coordinate
BRM	Brighton Medium	PRL	Praline
BUT	Butterscotch	SAF	Saffron
CIN	Cinnamon	SIE	Sienna
CLA	Classic	CST	Studio Teak Coordinate
CCF	Coffee Coordinate	TOF	Toffee
CLL	Collectors	TRF	Truffle
CCR	Cremello Coordinate	VEN	Venetian
EAR	Earthy	CVI	Vintage Coordinate
ESP	Espresso	CWH	Walnut Heights Coordinate
FLX	Flax	CWE	Weathered Ash Coordinate
CFL	Florence Walnut Coordinate		

Color - Add \$43 list per item; not available with Laser

Engraving option

BKD	Backdrop	GRV	Greek Villa
BFX	Black Fox	GLF	Gulf Stream
BWH	Bright White	HTB	Heartthrob
CGP	Cargo Pants	NET	Network Gray
CHT	Chatroom	NWH	Nonchalant White
DSY	Daisy	PAR	Paradise
DRG	Daring	QXP	Quixotic Plum
DYN	Dynamo	RBZ	Relic Bronze
ENG	Enigma	SND	Sandbank
FRR	French Roast	STM	Storm
GBY	Georgian Bay	TRC	Tricorn Black

4. Fabric Selection - Please supply the following:

Fabric vendor/ Pattern name/ Pattern color

[For a complete list of JSI Standard and Graded-In Textiles click here](#)

When specifying contrasting upholstery, indicate clearly which upholstery is to be applied to the seat and back. Use higher grade pricing.

- Indicate direction of fabric - Railroaded or Up the Roll
- Please provide illustration, if available

All COM orders must include the following:

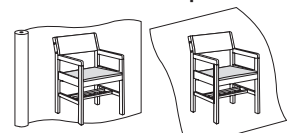
- Vendor's name, pattern name and color
- Sample of the fabric attached to order
- Model numbers of items for fabric application
- Special application instructions (e.g., all stripes will be applied front to back unless specified otherwise)
- Customer and purchase order number

Ship prepaid COM material to:

JSI
Attn: COM Department
201 East Martin Street
Receiving B, Dock 71
Orleans, IN 47452

Application of fabric:

Railroaded Up the Roll



All COM orders will ship at standard lead time from receipt of COM except for orders requiring special custom matched finishes.

5. Optional Linking Brackets - add \$41 list per chair






6. Optional Laser Engraving Back Imprint - available on models 14A/C, 15A/C, 16A/C and 17A/C. See page X of Seating Price List online for details.




Specify:

- location - inside/outside of back
- size of design

7. Optional Casters - add \$120 list; standard seat height maintained. **LEG MODELS ONLY**8. Optional Rubber Cushion Nylon Glides - no upcharge **LEG MODELS ONLY**

Description	① Model	Specifications	List Price Per Grade
Armless 14"h	14A All Wood	Dimensions	All Wood \$428
	14B Uph. Back	D 15 W 15 H 25	COM \$510
	14C Uph. Seat	Seat 13 13 14	A \$532
14A	· optional laser engraving back imprint - specify location and size; see page X of Seating Price List online for specifications. (A and C models only)	Upholstery	B \$546
all wood		COM Ydg ⅔ Ctn Wt 17	COL/C \$579
14B		COL Sq Ft 8 Cu Ft 4	D \$618
uph. back			E \$660
			F \$704
14C			G \$764
uph. seat			H \$827
			I \$929
			J \$1,049
			L1 \$772
			L2 \$840

Armless 14"h	14D Uph. Seat/Back	Dimensions	D 15 W 15 H 25	COM \$575
		Overall 15 15 25		A \$592
		Seat 13 13 14		B \$610
		Upholstery	Shipping	COL/C \$642
		COM Ydg ⅔ Ctn Wt 17		D \$682
		COL Sq Ft 16 Cu Ft 4		E \$722
				F \$766
				G \$826
				H \$893
				I \$993
				J \$1,115
				L1 \$840
				L2 \$904

To Order, Specify:

- ① Model Number
- ② Wood Species - Red Oak (RO) or Maple (M)
- ③ Wood Finish/Color
- ④ Fabric Selection - vendor, pattern and color
- ⑤ Optional Linking Brackets - add \$41 list per chair
- ⑥ Optional Laser Engraving Back Imprint - specify location and size; see page X of Seating Price List online for details.
(A and C MODELS ONLY)
- ⑦ Optional Casters - add \$120 list; standard seat height maintained. **LEG MODELS ONLY**
- ⑧ Optional Rubber Cushion Nylon Glides - no upcharge **LEG MODELS ONLY**








③ Wood Finish/Color Options:




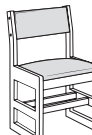
Red Oak	ECU Ecru
BRW Brownie	HEN Henna
CAN Canyon	HNY Honey
CIT Citron	NUT Nut Brown
DES Desert	
Maple	HRV Harvest
CAG Aged Ash Coordinate	CHL High Line Coordinate
ALM Ale Medium	CKC Khaki Coordinate
AUB Auburn	LGC Legacy
BRL Barley	MCH Mocha
CBE Blonde Echo Coordinate	NTO Night Owl
BBM Bourbon Medium	COA Oatmeal Cook Coordinate
CBZ Brazilwood Coordinate	CPI Pinnacle Walnut Coordinate
BRM Brighton Medium	PRL Praline
BUT Butterscotch	SAF Saffron
CIN Cinnamon	SIE Sienna
CLA Classic	CST Studio Teak Coordinate
CCF Coffee Coordinate	TOF Toffee
CLL Collectors	TRF Truffle
CCR Cremello Coordinate	VEN Venetian
EAR Earthy	CVI Vintage Coordinate
ESP Espresso	CWH Walnut Heights Coordinate
FLX Flax	CWE Weathered Ash Coordinate
CFL Florence Walnut Coordinate	
CFO Fossil Coordinate	
CGR Graphite Coordinate	

Color - Add \$43 list per item

BKD Backdrop	GRV Greek Villa
BFX Black Fox	GLF Gulf Stream
BWH Bright White	HTB Heartthrob
CGP Cargo Pants	NET Network Gray
CHT Chatroom	NWH Nonchalant White
DSY Daisy	PAR Paradise
DRG Daring	QXP Quixotic Plum
DYN Dynamo	RBZ Relic Bronze
ENG Enigma	SND Sandbank
FRR French Roast	TRC Tricorn Black
GBY Georgian Bay	

- ④ Visit www.jsifurniture.com/finishes-and-materials/textiles for our textiles program. See selection of standard and graded in manufacturers and patterns.

Description		① Model	Specifications				List Price Per Grade																								
Armless 14"h		15A All Wood 15B Uph. Back 15C Uph. Seat · optional laser engraving back imprint - specify location and size; see page X of Seating Price List online for specifications. (A and C models only)					All Wood \$446 COM \$519 A \$539 B \$555 COL/C \$588 D \$630 E \$670 F \$711 G \$771 H \$839 I \$939 J \$1,061 L1 \$785 L2 \$849																								
<div><div> 15A all wood</div><div> 15B uph. back</div></div> <div> 15C uph. seat</div>			<table><tr><th>Dimensions</th><th>D</th><th>W</th><th>H</th></tr><tr><td>Overall</td><td>15</td><td>15</td><td>25</td></tr><tr><td>Seat</td><td>13</td><td>13</td><td>14</td></tr><tr><th colspan="2">Upholstery</th><th colspan="2">Shipping</th></tr><tr><td>COM Ydg</td><td>⅔</td><td>Ctn Wt</td><td>17</td></tr><tr><td>COL Sq Ft</td><td>8</td><td>Cu Ft</td><td>4</td></tr></table>				Dimensions	D	W	H	Overall	15	15	25	Seat	13	13	14	Upholstery		Shipping		COM Ydg	⅔	Ctn Wt	17	COL Sq Ft	8	Cu Ft	4	
Dimensions	D	W	H																												
Overall	15	15	25																												
Seat	13	13	14																												
Upholstery		Shipping																													
COM Ydg	⅔	Ctn Wt	17																												
COL Sq Ft	8	Cu Ft	4																												
Armless 14"h		15D Uph. Seat/Back	<table><tr><th>Dimensions</th><th>D</th><th>W</th><th>H</th></tr><tr><td>Overall</td><td>15</td><td>15</td><td>25</td></tr><tr><td>Seat</td><td>13</td><td>13</td><td>14</td></tr><tr><th colspan="2">Upholstery</th><th colspan="2">Shipping</th></tr><tr><td>COM Ydg</td><td>⅔</td><td>Ctn Wt</td><td>17</td></tr><tr><td>COL Sq Ft</td><td>16</td><td>Cu Ft</td><td>4</td></tr></table>				Dimensions	D	W	H	Overall	15	15	25	Seat	13	13	14	Upholstery		Shipping		COM Ydg	⅔	Ctn Wt	17	COL Sq Ft	16	Cu Ft	4	COM \$588 A \$605 B \$623 COL/C \$656 D \$698 E \$738 F \$777 G \$842 H \$904 I \$1,006 J \$1,130 L1 \$851 L2 \$916
Dimensions	D	W	H																												
Overall	15	15	25																												
Seat	13	13	14																												
Upholstery		Shipping																													
COM Ydg	⅔	Ctn Wt	17																												
COL Sq Ft	16	Cu Ft	4																												
Armless 16"h		16A All Wood 16B Uph. Back 16C Uph. Seat · optional laser engraving back imprint - specify location and size; see page X of Seating Price List online for specifications. (A and C models only)					All Wood \$446 COM \$519 A \$539 B \$555 COL/C \$588 D \$630 E \$670 F \$711 G \$771 H \$839 I \$939 J \$1,061 L1 \$785 L2 \$849																								
<div><div> 16A all wood</div><div> 16B uph. back</div></div> <div> 16C uph. seat</div>			<table><tr><th>Dimensions</th><th>D</th><th>W</th><th>H</th></tr><tr><td>Overall</td><td>16</td><td>17</td><td>28 ¾</td></tr><tr><td>Seat</td><td>14</td><td>15</td><td>16</td></tr><tr><th colspan="2">Upholstery</th><th colspan="2">Shipping</th></tr><tr><td>COM Ydg</td><td>⅔</td><td>Ctn Wt</td><td>20</td></tr><tr><td>COL Sq Ft</td><td>8</td><td>Cu Ft</td><td>7</td></tr></table>				Dimensions	D	W	H	Overall	16	17	28 ¾	Seat	14	15	16	Upholstery		Shipping		COM Ydg	⅔	Ctn Wt	20	COL Sq Ft	8	Cu Ft	7	
Dimensions	D	W	H																												
Overall	16	17	28 ¾																												
Seat	14	15	16																												
Upholstery		Shipping																													
COM Ydg	⅔	Ctn Wt	20																												
COL Sq Ft	8	Cu Ft	7																												
Armless 16"h		16D Uph. Seat/Back	<table><tr><th>Dimensions</th><th>D</th><th>W</th><th>H</th></tr><tr><td>Overall</td><td>16</td><td>17</td><td>28 ¾</td></tr><tr><td>Seat</td><td>14</td><td>15</td><td>16</td></tr><tr><th colspan="2">Upholstery</th><th colspan="2">Shipping</th></tr><tr><td>COM Ydg</td><td>⅔</td><td>Ctn Wt</td><td>20</td></tr><tr><td>COL Sq Ft</td><td>16</td><td>Cu Ft</td><td>7</td></tr></table>				Dimensions	D	W	H	Overall	16	17	28 ¾	Seat	14	15	16	Upholstery		Shipping		COM Ydg	⅔	Ctn Wt	20	COL Sq Ft	16	Cu Ft	7	COM \$588 A \$605 B \$623 COL/C \$656 D \$698 E \$738 F \$777 G \$842 H \$904 I \$1,006 J \$1,130 L1 \$851 L2 \$916
Dimensions	D	W	H																												
Overall	16	17	28 ¾																												
Seat	14	15	16																												
Upholstery		Shipping																													
COM Ydg	⅔	Ctn Wt	20																												
COL Sq Ft	16	Cu Ft	7																												
<div></div>																															

Description		① Model	Specifications			List Price Per Grade																									
Armless 16"h	 17A all wood	 17B uph. back	 17C uph. seat	17A All Wood 17B Uph. Back 17C Uph. Seat · optional laser engraving back imprint - specify location and size; see page X of Seating Price List online for specifications. (A and C models only)			All Wood	\$456																							
							COM	\$537																							
							A	\$551																							
							B	\$572																							
				COL/C			\$603																								
				D			\$642																								
				E			\$683																								
				F			\$726																								
				G			\$788																								
				H			\$851																								
				I			\$956																								
				J			\$1,073																								
				L1			\$800																								
				L2			\$864																								
Armless 16"h		17D Uph. Seat/Back	<table><tr><th>Dimensions</th><th>D</th><th>W</th><th>H</th></tr><tr><td>Overall</td><td>16</td><td>17</td><td>28 ¾</td></tr><tr><td>Seat</td><td>14</td><td>15</td><td>16</td></tr><tr><th>Upholstery</th><th colspan="3">Shipping</th></tr><tr><td>COM Ydg</td><td>¾</td><td>Ctn Wt</td><td>20</td></tr><tr><td>COL Sq Ft</td><td>8</td><td>Cu Ft</td><td>7</td></tr></table>			Dimensions	D	W	H	Overall	16	17	28 ¾	Seat	14	15	16	Upholstery	Shipping			COM Ydg	¾	Ctn Wt	20	COL Sq Ft	8	Cu Ft	7	COM	\$604
Dimensions	D	W	H																												
Overall	16	17	28 ¾																												
Seat	14	15	16																												
Upholstery	Shipping																														
COM Ydg	¾	Ctn Wt	20																												
COL Sq Ft	8	Cu Ft	7																												
						A	\$621																								
						B	\$641																								
						COL/C	\$672																								
						D	\$712																								
						E	\$753																								
						F	\$797																								
						G	\$857																								
						H	\$923																								
						I	\$1,022																								
						J	\$1,144																								
						L1	\$869																								
						L2	\$933																								

To Order, Specify:

- ① Model Number
- ② Wood Species - Red Oak (RO) or Maple (M)
- ③ Wood Finish/Color
- ④ Fabric Selection - vendor, pattern and color
- ⑤ Optional Linking Brackets - add \$41 list per chair
- ⑥ Optional Laser Engraving Back Imprint - specify location and size; see page X of Seating Price List online for details.
(A and C MODELS ONLY)
- ⑦ Optional Rubber Cushion Nylon Glides - no upcharge
LEG MODELS ONLY

③ Wood Finish/Color Options:

Red Oak		ECU	Ecru
BRW	Brownie	HEN	Henna
CAN	Canyon	HNY	Honey
CIT	Citron	NUT	Nut Brown
DES	Desert		
Maple		HRV	Harvest
CAG	Aged Ash Coordinate	CHL	High Line Coordinate
ALM	Ale Medium	CKC	Khaki Coordinate
AUB	Auburn	LGC	Legacy
BRL	Barley	MCH	Mocha
CBE	Blonde Echo Coordinate	NTO	Night Owl
BBM	Bourbon Medium	COA	Oatmeal Cook Coordinate
CBZ	Brazilwood Coordinate	CPI	Pinnacle Walnut Coordinate
BRM	Brighton Medium	PRL	Praline
BUT	Butterscotch	SAF	Saffron
CIN	Cinnamon	SIE	Sienna
CLA	Classic	CST	Studio Teak Coordinate
CCF	Coffee Coordinate	TOF	Toffee
CLL	Collectors	TRF	Truffle
CCR	Cremello Coordinate	VEN	Venetian
EAR	Earthy	CVI	Vintage Coordinate
ESP	Espresso	CWH	Walnut Heights Coordinate
FLX	Flax	CWE	Weathered Ash Coordinate
CFL	Florence Walnut Coordinate		
CFO	Fossil Coordinate		
CGR	Graphite Coordinate		

Color - Add \$43 list per item

BKD	Backdrop	GRV	Greek Villa
BFX	Black Fox	GLF	Gulf Stream
BWH	Bright White	HTB	Heartthrob
CGP	Cargo Pants	NET	Network Gray
CHT	Chatroom	NWH	Nonchalant White
DSY	Daisy	PAR	Paradise
DRG	Daring	QXP	Quixotic Plum
DYN	Dynamo	RBZ	Relic Bronze
ENG	Enigma	SND	Sandbank
FRR	French Roast	TRC	Tricorn Black
GBY	Georgian Bay		

- ④ Visit www.jsifurniture.com/finishes-and-materials/textiles for our textiles program. See selection of standard and graded in manufacturers and patterns.

Specifications

- Wood species - Red Oak or Maple.
- Two stretcher shelf for added stability.
- Seat is upholstered with 1 ½" polyurethane foam and synthetic sheet webbing for added comfort.
- Back is upholstered front and back with 1" polyurethane foam.
- Mortise and tenon construction with corner blocks, glue and screws.
- Coordinating Children's collection. See page 8.
- Standard with rubber cushion metal glides (leg models only).

Classmate Order Check List:



Specify:

- ☐ 1. Model Number
 - ☐ 2. Wood Species - Red Oak (RO) or Maple (M)
 - ☐ 3. Wood Finish/Color
 - ☐ 4. Fabric Selection - vendor, pattern and color
 - ☐ 5. Optional Linking Brackets - add \$41 list per chair
 - ☐ 6. Optional Rubber Cushion Nylon Glides - no upcharge
- LEG MODELS ONLY**

Example:

58C (model #)	RO (wood species)	HEN (finish)	MOMENTUM (fabric vendor)	VOX (pattern name)	MYSTIC (pattern color)
------------------	----------------------	-----------------	-----------------------------	-----------------------	---------------------------

1. Model Number

2. Wood Species - Red Oak (RO) or Maple (M)

3. Wood Finish/Color Options:

Red Oak

BRW	Brownie	ECU	Ecru
CAN	Canyon	HEN	Henna
CIT	Citron	HNY	Honey
DES	Desert	NUT	Nut Brown

Maple

CAG	Aged Ash Coordinate	CFO	Fossil Coordinate
CAL	Ale Light Coordinate	CGR	Graphite Coordinate
ALM	Ale Medium	HRV	Harvest
AUB	Auburn	CHL	High Line Coordinate
BRL	Barley	CKC	Khaki Coordinate
CBE	Blonde Echo Coordinate	LGC	Legacy
CBO	Bourbon Light Coordinate	MCH	Mocha
BBM	Bourbon Medium	NTO	Night Owl
CBZ	Brazilwood Coordinate	COA	Oatmeal Cookie Coordinate
CBG	Brighton Light Coordinate	CPI	Pinnacle Walnut Coordinate
BRM	Brighton Medium	PRL	Praline
BUT	Butterscotch	SAF	Saffron
CIN	Cinnamon	SIE	Sienna
CLA	Classic	CST	Studio Teak Coordinate
CCF	Coffee Coordinate	TOF	Toffee
CLL	Collectors	TRF	Truffle
CCR	Cremello Coordinate	VEN	Venetian
EAR	Earthy	CVI	Vintage Coordinate
ESP	Espresso	CWH	Walnut Heights Coordinate
FLX	Flax	CWE	Weathered Ash Coordinate
CFL	Florence Walnut Coordinate		

Color - Add \$43 list per item

BKD	Backdrop	GRV	Greek Villa
BFX	Black Fox	GLF	Gulf Stream
BWH	Bright White	HTB	Heartthrob
CGP	Cargo Pants	NET	Network Gray
CHT	Chatroom	NWH	Nonchalant White
DSY	Daisy	PAR	Paradise
DRG	Daring	QXP	Quixotic Plum

Color (continue) - Add \$43 list per item

DYN	Dynamo	RBZ	Relic Bronze
ENG	Enigma	SND	Sandbank
FRR	French Roast	STM	Storm
GBY	Georgian Bay	TRC	Tricorn Black

4. Fabric Selection - Please supply the following:

Fabric vendor/Pattern name/Pattern color

[For a complete list of JSI Standard and Graded-In Textiles click here](#)

When specifying contrasting upholstery, indicate clearly which upholstery is to be applied to the seat and back. Use higher grade pricing.

- Indicate direction of fabric - Railroaded or Up the Roll
- Please provide illustration, if available

All COM orders must include the following:

- Vendor's name, pattern name and color
- Sample of the fabric attached to order
- Model numbers of items for fabric application
- Special application instructions (e.g., all stripes will be applied front to back unless specified otherwise)
- Customer and purchase order number

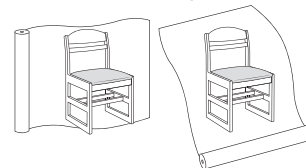
Ship prepaid COM material to:

JSI

Attn: COM Department
201 East Martin Street
Receiving B, Dock 71
Orleans, IN 47452

Application of fabric:





Railroaded Up the Roll

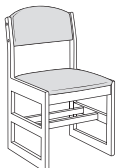


All COM orders will ship at standard lead time from receipt of COM except for orders requiring special custom matched finishes.

5. Optional Linking Brackets - add \$41 list per chair/bench



Description	① Model	Specifications	List Price Per Grade
Armless 	58D Uph. Seat/Back · optional linking brackets - add \$41 list per chair · coordinating Children's collection - see page CL6 · optional casters - add \$120 list for a set of 4 casters	Dimensions	COM \$671
		Overall 22 19 34½	A \$695
		Seat 18 17 18¼	B \$716
		Upholstery	COL/C \$759
		Shipping	D \$812
		COM Ydg 7/8 Ctn Wt 26	E \$866
		COL Sq Ft 15 Cu Ft 10	F \$923
			G \$1002
			H \$1088
			I \$1220
Armless Sled  	59A All Wood 59B Uph. Back · optional linking brackets - add \$41 list per chair · coordinating Children's collection - see page CL6	Dimensions	All Wood \$549
		Overall 22 19 34½	COM \$628
		Seat 18½ 17 18	A \$642
		Upholstery	B \$657
		Shipping	COL/C \$681
		COM Ydg ½ Ctn Wt 27	D \$711
		COL Sq Ft 6 Cu Ft 10	E \$742
			F \$772
			G \$818
			H \$869
Armless Sled 	59C Uph. Seat · optional linking brackets - add \$41 list per chair · coordinating Children's collection - see page CL6	Dimensions	COM \$628
		Overall 22 19 34½	A \$647
		Seat 18½ 17 18	B \$666
		Upholstery	COL/C \$705
		Shipping	D \$748
		COM Ydg ¾ Ctn Wt 27	E \$795
		COL Sq Ft 9 Cu Ft 10	F \$843
			G \$911
			H \$982
			I \$1098
			J \$1234
			L1 \$926
			L2 \$999

Description	① Model	Specifications	List Price Per Grade
Armless Sled 	59D Uph. Seat/Back • optional linking brackets - add \$41 list per chair • coordinating Children's collection - see page CL6	Dimensions	COM \$682
		Overall 22 19 34 ½	A \$706
		Seat 18 ½ 17 18	B \$728
		Upholstery	COL/C \$770
		COM Ydg 7/8 Ctn Wt 27	D \$824
		COL Sq Ft 15 Cu Ft 10	E \$876
			F \$932
			G \$1012
			H \$1098
			I \$1232
			J \$1391
			L1 \$1028
			L2 \$1114

To Order, Specify:

- ① Model Number
- ② Wood Species - Red Oak (RO) or Maple (M)
- ③ Wood Finish/Color
- ④ Fabric Selection - vendor, pattern and color
- ⑤ Optional Linking Brackets - add \$41 list per chair
- ⑥ Optional Rubber Cushion Nylon Glides - no upcharge

LEG MODELS ONLY**③ Wood Finish/Color Options:**

CAG Aged Ash Coordinate	CFO Fossil Coordinate
CAL Ale Light Coordinate	CGR Graphite Coordinate
ALM Ale Medium	HRV Harvest
AUB Auburn	CHL High Line Coordinate
BRL Barley	CKC Khaki Coordinate
CBE Blonde Echo Coordinate	LGC Legacy
CBO Bourbon Light Coordinate	MCH Mocha
BBM Bourbon Medium	NTO Night Owl
CBZ Brazilwood Coordinate	COA Oatmeal Cookie Coordinate
CBG Brighton Light Coordinate	CPI Pinnacle Walnut Coordinate
BRM Brighton Medium	PRL Praline
BUT Butterscotch	SAF Saffron
CIN Cinnamon	SIE Sienna
CLA Classic	CST Studio Teak Coordinate
CCF Coffee Coordinate	TOF Toffee
CLL Collectors	TRF Truffle
CCR Cremello Coordinate	VEN Venetian
EAR Earthy	CVI Vintage Coordinate
ESP Espresso	CWH Walnut Heights Coordinate
FLX Flax	CWE Weathered Ash Coordinate
CFL Florence Walnut Coordinate	

Color - Add \$43 list per item

BKD Backdrop	GRV Greek Villa
BFX Black Fox	GLF Gulf Stream
BWH Bright White	HTB Heartthrob
CGP Cargo Pants	NET Network Gray
CHT Chatroom	NWH Nonchalant White
DSY Daisy	PAR Paradise
DRG Daring	QXP Quixotic Plum
DYN Dynamo	RBZ Relic Bronze
ENG Enigma	SND Sandbank
FRR French Roast	STM Storm
GBY Georgian Bay	TRC Tricorn Black

Specifications

- Wood species - Red Oak or Maple.
- Two stretcher shelf for added stability.
- Seat is upholstered with 1" high density polyurethane foam.
- Back is upholstered front and back with 1" polyurethane foam.
- Mortise and tenon construction with corner blocks, glue and screws.
- Coordinating Children's collection. See page 6.
- Standard with rubber cushion metal glides (leg models only).

- ④ Visit www.jsifurniture.com/finishes-and-materials/textiles for our textiles program. See selection of standard and graded in manufacturers and patterns.

Classmate Children's Order Check List:



Specify:

☐ 1. Model Number

☐ 2. Wood Species - Red Oak (RO) or Maple (M)

☐ 3. Wood Finish/Color

☐ 4. Fabric Selection - vendor, pattern and color

☐ 5. Optional Linking Brackets - add \$41 list per chair

☐ 6. Optional Casters - add \$120 list; standard seat height maintained; LEG MODELS ONLY

☐ 7. Optional Rubber Cushion Nylon Glides - no upcharge; LEG MODELS ONLY

Example:

56C (model #)	RO (wood species)	HEN (finish)	MOMENTUM (fabric vendor)	VOX (pattern name)	MYSTIC (pattern color)
------------------	----------------------	-----------------	-----------------------------	-----------------------	---------------------------

1. Model Number

2. Wood Species - Red Oak (RO) or Maple (M)

3. Wood Finish/Color Options:

Red Oak			
BRW	Brownie	ECU	Ecru
CAN	Canyon	HEN	Henna
CIT	Citron	HNY	Honey
DES	Desert	NUT	Nut Brown
Maple			
CAG	Aged Ash Coordinate	CFO	Fossil Coordinate
CAL	Ale Light Coordinate	CGR	Graphite Coordinate
ALM	Ale Medium	HRV	Harvest
AUB	Auburn	CHL	High Line Coordinate
BRL	Barley	CKC	Khaki Coordinate
CBE	Blonde Echo Coordinate	LGC	Legacy
CBO	Bourbon Light Coordinate	MCH	Mocha
BBM	Bourbon Medium	NTO	Night Owl
CBZ	Brazilwood Coordinate	COA	Oatmeal Cookie Coordinate
CBG	Brighton Light Coordinate	CPI	Pinnacle Walnut Coordinate
BRM	Brighton Medium	PRL	Praline
BUT	Butterscotch	SAF	Saffron
CIN	Cinnamon	SIE	Sienna
CLA	Classic	CST	Studio Teak Coordinate
CCF	Coffee Coordinate	TOF	Toffee
CLL	Collectors	TRF	Truffle
CCR	Cremello Coordinate	VEN	Venetian
EAR	Earthy	CVI	Vintage Coordinate
ESP	Espresso	CWH	Walnut Heights Coordinate
FLX	Flax	CWE	Weathered Ash Coordinate
CFL	Florence Walnut Coordinate		

Color - Add \$43 list per item

BKD	Backdrop	GRV	Greek Villa
BFX	Black Fox	GLF	Gulf Stream
BWH	Bright White	HTB	Heartthrob
CGP	Cargo Pants	NET	Network Gray
CHT	Chatroom	NWH	Nonchalant White
DSY	Daisy	PAR	Paradise
DRG	Daring	QXP	Quixotic Plum
DYN	Dynamo	RBZ	Relic Bronze
ENG	Enigma	SND	Sandbank
FRR	French Roast	STM	Storm
GBY	Georgian Bay	TRC	Tricorn Black

4. Fabric Selection - Please supply the following:
Fabric vendor/Pattern name/Pattern color

[For a complete list of JSI Standard and Graded-In Textiles click here](#)

When specifying contrasting upholstery, indicate clearly which upholstery is to be applied to the seat and back. Use higher grade pricing.

- Indicate direction of fabric - Railroaded or Up the Roll
- Please provide illustration, if available

All COM orders must include the following:

- Vendor's name, pattern name and color
- Sample of the fabric attached to order
- Model numbers of items for fabric application
- Special application instructions (e.g., all stripes will be applied front to back unless specified otherwise)
- Customer and purchase order number

Ship prepaid COM material to:

JSI
Attn: COM Department
201 East Martin Street
Receiving B, Dock 71
Orleans, IN 47452

Application of fabric:




Railroaded Up the Roll

All COM orders will ship at standard lead time from receipt of COM except for orders requiring special custom matched finishes.

5. Optional Linking Brackets - add \$41 list per chair

6. Optional Casters - Add \$120 list; standard seat height maintained. LEG MODELS ONLY

7. Optional Rubber Cushion Nylon Glides - no upcharge LEG MODELS ONLY

Description		① Model	Specifications				List Price Per Grade					
Armless 14" h	 54A all wood	 54B uph. back	54A All Wood		Dimensions		D	W	H	All Wood	\$492	
			54B Uph. Back		Overall		15	15	26 ¼	COM	\$572	
					Seat		13	13	14	A	\$588	
					Upholstery		Shipping				B	\$602
					COM Ydg		½	Ctn Wt	17	COL/C	\$624	
					COL Sq Ft		6	Cu Ft	4	D	\$654	
										E	\$684	
										F	\$716	
										G	\$764	
										H	\$812	
										I	\$888	
										J	\$978	
										L1	\$771	
										L2	\$820	
Armless 14" h		54C Uph. Seat			Dimensions		D	W	H	COM	\$572	
					Overall		15	15	26 ¼	A	\$590	
					Seat		13	13	14	B	\$606	
					Upholstery		Shipping				COL/C	\$639
					COM Ydg		¾	Ctn Wt	17	D	\$680	
					COL Sq Ft		8	Cu Ft	4	E	\$719	
										F	\$764	
										G	\$824	
										H	\$888	
										I	\$989	
										J	\$1110	
										L1	\$838	
										L2	\$902	

To Order, Specify:

- ① Model Number
- ② Wood Species - Red Oak (RO) or Maple (M)
- ③ Wood Finish/Color
- ④ Fabric Selection - vendor, pattern and color
- ⑤ Optional Linking Brackets - add \$41 list per chair
- ⑥ Optional Casters - add \$120 list; standard seat height maintained. **LEG MODELS ONLY**
- ⑦ Optional Rubber Cushion Nylon Glides - no upcharge **LEG MODELS ONLY**

③ Wood Finish/Color Options:

CAG	Aged Ash Coordinate	CFO	Fossil Coordinate
CAL	Ale Light Coordinate	CGR	Graphite Coordinate
ALM	Ale Medium	HRV	Harvest
AUB	Auburn	CHL	High Line Coordinate
BRL	Barley	CKC	Khaki Coordinate
CBE	Blonde Echo Coordinate	LGC	Legacy
CBO	Bourbon Light Coordinate	MCH	Mocha
BBM	Bourbon Medium	NTO	Night Owl
CBZ	Brazilwood Coordinate	COA	Oatmeal Cookie Coordinate
CBG	Brighton Light Coordinate	CPI	Pinnacle Walnut Coordinate
BRM	Brighton Medium	PRL	Praline
BUT	Butterscotch	SAF	Saffron
CIN	Cinnamon	SIE	Sienna
CLA	Classic	CST	Studio Teak Coordinate
CCF	Coffee Coordinate	TOF	Toffee
CLL	Collectors	TRF	Truffle
CCR	Cremello Coordinate	VEN	Venetian
EAR	Earthy	CVI	Vintage Coordinate
ESP	Espresso	CWH	Walnut Heights Coordinate
FLX	Flax	CWE	Weathered Ash Coordinate
CFL	Florence Walnut Coordinate		






Color - Add \$43 list per item

BKD	Backdrop	GRV	Greek Villa
BFX	Black Fox	GLF	Gulf Stream
BWH	Bright White	HTB	Heartthrob
CGP	Cargo Pants	NET	Network Gray
CHT	Chatroom	NWH	Nonchalant White
DSY	Daisy	PAR	Paradise
DRG	Daring	QXP	Quixotic Plum
DYN	Dynamo	RBZ	Relic Bronze
ENG	Enigma	SND	Sandbank
FRR	French Roast	STM	Storm
GBY	Georgian Bay	TRC	Tricorn Black



Specifications


- Wood species - Red Oak or Maple.
- Two stretcher shelf for added stability.
- Seat is upholstered with 1 ½" high density polyurethane foam.
- Back is upholstered front and back with 1" polyurethane foam.
- Mortise and tenon construction with corner blocks, glue and screws.
- Features rounded corners for added safety.
- Standard with rubber cushion metal glides (leg models only).
- Coordinating adult collection. See page 2.

- ④ Visit www.jsifurniture.com/finishes-and-materials/textiles for our textiles program. See selection of standard and graded in manufacturers and patterns.

Description	① Model	Specifications				List Price Per Grade
	54D Uph. Seat/Back	Dimensions	D	W	H	COM \$641
		Overall	15	15	26 ¼	A \$664
		Seat	13	13	14	B \$686
		Upholstery		Shipping		COL/C \$728
		COM Ydg	7/8	Ctn Wt	17	D \$782
		COL Sq Ft	14	Cu Ft	4	E \$838
						F \$893
						G \$971
						H \$1058
						I \$1188
						J \$1349
						L1 \$987
						L2 \$1072
 	55A All Wood 55B Uph. Back	Dimensions	D	W	H	All Wood \$509
		Overall	15	15	26 ¼	COM \$584
		Seat	13	13	14	A \$602
		Upholstery		Shipping		B \$614
		COM Ydg	½	Ctn Wt	18	COL/C \$638
		COL Sq Ft	6	Cu Ft	4	D \$666
						E \$700
						F \$732
						G \$773
						H \$825
						I \$902
						J \$993
						L1 \$786
						L2 \$837
	55C Uph. Seat	Dimensions	D	W	H	COM \$584
		Overall	15	15	26 ¼	A \$603
		Seat	13	13	14	B \$620
		Upholstery		Shipping		COL/C \$653
		COM Ydg	¾	Ctn Wt	18	D \$693
		COL Sq Ft	8	Cu Ft	4	E \$734
						F \$773
						G \$839
						H \$902
						I \$1004
						J \$1126
						L1 \$849
						L2 \$914
	55D Uph. Seat/Back	Dimensions	D	W	H	COM \$656
		Overall	15	15	26 ¼	A \$680
		Seat	13	13	14	B \$704
		Upholstery		Shipping		COL/C \$744
		COM Ydg	7/8	Ctn Wt	18	D \$797
		COL Sq Ft	14	Cu Ft	4	E \$850
						F \$905
						G \$986
						H \$1071
						I \$1205
						J \$1365
						L1 \$1004
						L2 \$1089

Specification information shown at right.

Description	① Model	Specifications				List Price Per Grade	
Armless 16"h	56A All Wood	Dimensions	D	W	H	All Wood	\$509
	56B Uph. Back	Overall	17 ½	17	29 ½	COM	\$584
		Seat	14 ½	15	16	A	\$602
		Upholstery		Shipping		B	\$614
56A	56B	COM Ydg	½	Ctn Wt	22	COL/C	\$638
all wood	uph. back	COL Sq Ft	6	Cu Ft	7	D	\$666
						E	\$700
						F	\$732
						G	\$773
						H	\$825
						I	\$902
						J	\$993
						L1	\$786
						L2	\$837

Armless 16"h	56C Uph. Seat	Dimensions	D	W	H	COM	\$584
		Overall	17 ½	17	29 ½	A	\$603
		Seat	14 ½	15	16	B	\$620
		Upholstery		Shipping		COL/C	\$653
		COM Ydg	¾	Ctn Wt	22	D	\$693
		COL Sq Ft	8	Cu Ft	7	E	\$734
						F	\$773
						G	\$839
						H	\$902
						I	\$1004
						J	\$1126
						L1	\$849
						L2	\$914

To Order, Specify:

- ① Model Number
- ② Wood Species - Red Oak (RO) or Maple (M)
- ③ Wood Finish/Color
- ④ Fabric Selection - vendor, pattern and color
- ⑤ Optional Linking Brackets - add \$41 list per chair
- ⑥ Optional Casters - add \$120 list; standard seat height maintained. **LEG MODELS ONLY**
- ⑦ Optional Rubber Cushion Nylon Glides - no upcharge **LEG MODELS ONLY**

③ Wood Finish/Color Options:

CAG	Aged Ash Coordinate	CFO	Fossil Coordinate
CAL	Ale Light Coordinate	CGR	Graphite Coordinate
ALM	Ale Medium	HRV	Harvest
AUB	Auburn	CHL	High Line Coordinate
BRL	Barley	CKC	Khaki Coordinate
CBE	Blonde Echo Coordinate	LGC	Legacy
CBO	Bourbon Light Coordinate	MCH	Mocha
BBM	Bourbon Medium	NTD	Night Owl
CBZ	Brazilwood Coordinate	COA	Oatmeal Cookie Coordinate
CBG	Brighton Light Coordinate	CPI	Pinnacle Walnut Coordinate
BRM	Brighton Medium	PRL	Praline
BUT	Butterscotch	SAF	Saffron
CIN	Cinnamon	SIE	Sienna
CLA	Classic	CST	Studio Teak Coordinate
CCF	Coffee Coordinate	TOF	Toffee
CLL	Collectors	TRF	Truffle
CCR	Cremello Coordinate	VEN	Venetian
EAR	Earthy	CVI	Vintage Coordinate
ESP	Espresso	CWH	Walnut Heights Coordinate
FLX	Flax	CWE	Weathered Ash Coordinate
CFL	Florence Walnut Coordinate		





Color - Add \$43 list per item


BKD	Backdrop	GRV	Greek Villa
BFX	Black Fox	GLF	Gulf Stream
BWH	Bright White	HTB	Heartthrob
CGP	Cargo Pants	NET	Network Gray
CHT	Chatroom	NWH	Nonchalant White
DSY	Daisy	PAR	Paradise
DRG	Daring	QXP	Quixotic Plum
DYN	Dynamo	RBZ	Relic Bronze
ENG	Enigma	SND	Sandbank
FRR	French Roast	STM	Storm
GBY	Georgian Bay	TRC	Tricorn Black

Specifications

- Wood species - Red Oak or Maple.
- Two stretcher shelf for added stability.
- Seat is upholstered with 1 ½" high density polyurethane foam.
- Back is upholstered front and back with 1" polyurethane foam.
- Mortise and tenon construction with corner blocks, glue and screws.
- Features rounded corners for added safety.
- Standard with rubber cushion metal glides (leg models only).
- Coordinating adult collection. See page 2.

- ④ Visit www.jsifurniture.com/finishes-and-materials/textiles for our textiles program. See selection of standard and graded in manufacturers and patterns.

Description	① Model	Specifications				List Price Per Grade
Armless 16"h 	56D Uph. Seat/Back	Dimensions	D	W	H	COM \$656
		Overall	17 ½	17	29 ½	A \$680
		Seat	14 ½	15	16	B \$704
		Upholstery		Shipping		COL/C \$744
		COM Ydg	7/8	Ctn Wt	22	D \$797
		COL Sq Ft	14	Cu Ft	7	E \$850
						F \$905
						G \$986
						H \$1071
						I \$1205
Armless 16"h   57A all wood 57B uph. back	57A All Wood 57B Uph. Back	Dimensions	D	W	H	All Wood \$524
		Overall	17 ½	17	29 ½	COM \$603
		Seat	14 ½	15	16	A \$618
		Upholstery		Shipping		B \$633
		COM Ydg	½	Ctn Wt	23	COL/C \$656
		COL Sq Ft	6	Cu Ft	7	D \$684
						E \$716
						F \$749
						G \$796
						H \$843
Armless 16"h 	57C Uph. Seat	Dimensions	D	W	H	I \$918
		Overall	17 ½	17	29 ½	J \$1011
		Seat	14 ½	15	16	L1 \$802
		Upholstery		Shipping		L2 \$851
		COM Ydg	2/3	Ctn Wt	23	COM \$603
		COL Sq Ft	8	Cu Ft	7	A \$620
						B \$639
						COL/C \$671
						D \$711
						E \$750

Description	① Model	Specifications				List Price Per Grade	
	57D Uph. Seat/Back	Dimensions	D	W	H	COM	\$666
		Overall	17 ½	17	29 ½	A	\$689
		Seat	14 ½	15	16	B	\$712
		Upholstery	Shipping			COL/C	\$755
		COM Ydg	7⁄8	Ctn Wt	23	D	\$809
		COL Sq Ft	14	Cu Ft	7	E	\$861
						F	\$916
						G	\$999
						H	\$1079
						I	\$1217
						J	\$1374
						L1	\$1013
				L2	\$1100		

To Order, Specify:

- ① Model Number
- ② Wood Species - Red Oak (RO) or Maple (M)
- ③ Wood Finish/Color
- ④ Fabric Selection - vendor, pattern and color
- ⑤ Optional Linking Brackets - add \$41 list per chair
- ⑥ Optional Casters - add \$120 list; standard seat height maintained. **LEG MODELS ONLY**
- ⑦ Optional Rubber Cushion Nylon Glides - no upcharge **LEG MODELS ONLY**

③ Wood Finish/Color Options:

CAG	Aged Ash Coordinate	CFO	Fossil Coordinate
CAL	Ale Light Coordinate	CGR	Graphite Coordinate
ALM	Ale Medium	HRV	Harvest
AUB	Auburn	CHL	High Line Coordinate
BRL	Barley	CKC	Khaki Coordinate
CBE	Blonde Echo Coordinate	LGC	Legacy
CBO	Bourbon Light Coordinate	MCH	Mocha
BBM	Bourbon Medium	NTO	Night Owl
CBZ	Brazilwood Coordinate	COA	Oatmeal Cookie Coordinate
CBG	Brighton Light Coordinate	CPI	Pinnacle Walnut Coordinate
BRM	Brighton Medium	PRL	Praline
BUT	Butterscotch	SAF	Saffron
CIN	Cinnamon	SIE	Sienna
CLA	Classic	CST	Studio Teak Coordinate
CCF	Coffee Coordinate	TOF	Toffee
CLL	Collectors	TRF	Truffle
CCR	Cremello Coordinate	VEN	Venetian
EAR	Earthy	CVI	Vintage Coordinate
ESP	Espresso	CWH	Walnut Heights Coordinate
FLX	Flax	CWE	Weathered Ash Coordinate
CFL	Florence Walnut Coordinate		

Color - Add \$43 list per item

BKD	Backdrop	GRV	Greek Villa
BFX	Black Fox	GLF	Gulf Stream
BWH	Bright White	HTB	Heartthrob
CGP	Cargo Pants	NET	Network Gray
CHT	Chatroom	NWH	Nonchalant White
DSY	Daisy	PAR	Paradise
DRG	Daring	QXP	Quixotic Plum
DYN	Dynamo	RBZ	Relic Bronze
ENG	Enigma	SND	Sandbank
FRR	French Roast	STM	Storm
GBY	Georgian Bay	TRC	Tricorn Black

Specifications

- Wood species - Red Oak or Maple.
- Two stretcher shelf for added stability.
- Seat is upholstered with 1 ½" high density polyurethane foam.
- Back is upholstered front and back with 1" polyurethane foam.
- Mortise and tenon construction with corner blocks, glue and screws.
- Features rounded corners for added safety.
- Standard with rubber cushion metal glides (leg models only).
- Coordinating adult collection. See page 2.

- ④ Visit www.jsifurniture.com/finishes-and-materials/textiles for our textiles program. See selection of standard and graded in manufacturers and patterns.

Collective Motion Seating Order Check List:



Specify:

☐ 1. Model Number

☐ 2. Wood Species - Maple (M)

☐ 3. Wood Finish

☐ 4. Fabric Selection - vendor, pattern and color

Example:

CM4552	M	AUB	MOMENTUM	VOX	MYSTIC
(model #)	(wood species)	(finish)	(fabric vendor)	(pattern name)	(pattern color)

1. Model Number

2. Wood Species - Maple (M)

3. Wood Finish Options:

ALM	Ale Medium	FLX	Flax
AUB	Auburn	HRV	Harvest
BRL	Barley	LGC	Legacy
BBM	Bourbon Medium	MCH	Mocha
BRM	Brighton Medium	NTO	Night Owl
BUT	Butterscotch	PRL	Praline
CIN	Cinnamon	SAF	Saffron
CLA	Classic	SIE	Sienna
CLL	Collectors	TOF	Toffee
EAR	Earthy	TRF	Truffle
ESP	Espresso	VEN	Venetian

4. Fabric Selection - Please supply the following:

Fabric vendor/Pattern name/Pattern color

For a complete list of JSI Standard and Graded-In Textiles click here

When specifying contrasting upholstery, indicate clearly which upholstery is to be applied to the seat, back, surround, seat/back and bolster. Use higher grade pricing.

- Indicate direction of fabric - Railroaded or Up the Roll
- Please provide illustration, if available



- All COM orders must include the following:
- Vendor's name, pattern name and color
 - Sample of the fabric attached to order
 - Model numbers of items for fabric application
 - Special application instructions (e.g., all stripes will be applied front to back unless specified otherwise)
 - Customer and purchase order number

Ship prepaid COM material to:

JSI
Attn: COM Department
201 East Martin Street
Receiving B, Dock 71
Orleans, IN 47452

Application of fabric:

RailroadedUp the Roll



All COM orders will ship at standard lead time from receipt of COM except for orders requiring special custom matched finishes.

Collective Motion Tables Order Check List:



Specify:

- ☐ 1. Model Number
- ☐ 2. Top Style
- ☐ 3. Wood Species - Cherry (CH1), Maple (MA1) or Walnut (WA1)
- ☐ 4. Wood Finish
- ☐ 5. Fabric Selection - vendor, pattern and color

Example:

ORTL4536-18 (model #)	A1 (top style)	MA1 (wood species)	ALM (finish)
---------------------------------	--------------------------	------------------------------	------------------------

1. Model Number

2. Top Style



Wood with Straight Edge (A1)



Wood with Reversed Bevel Edge (A9)



White Laminate Top with Bright White Reversed Bevel Edge (A10)



Back Painted Glass Top with "Write-On-It" Glossy Glass Top feature with Bright White Reversed Bevel Edge (G2)



Frosted Back Painted Glass Top with Bright White Reversed Bevel Edge (G3)

3. Wood Species - Cherry (CH1), Maple (MA1) or Walnut (WA1)

4. Wood Finish Options:

Cherry - Flat Cut

BRL	Barley
BBM	Bourbon Medium
BRM	Brighton Medium
CLA	Classic
CLL	Collectors
EAR	Earthy
HRV	Harvest
LGC	Legacy
PRL	Praline
SAF	Saffron

4. Wood Finish Options:

Maple - Flat Cut

ALM	Ale Medium
BUT	Butterscotch
CIN	Cinnamon
FLX	Flax
VEN	Venetian

Walnut - Flat Cut

AUB	Auburn
ESP	Espresso
MCH	Mocha
NTO	Night Owl
SIE	Sienna
TOF	Toffee
TRF	Truffle

4. Fabric Selection - Please supply the following:

Fabric vendor/Pattern name/Pattern color

[For a complete list of JSI Standard and Graded-In Textiles click here](#)

Note: Fabric ran railroaded on cushions.

All COM orders must include the following:

- Vendor's name, pattern name and color
- Sample of the fabric attached to order
- Model numbers of items for fabric application

Special application instructions (e.g., all stripes will be applied front to back unless specified otherwise)

- Customer and purchase order number

Ship prepaid COM

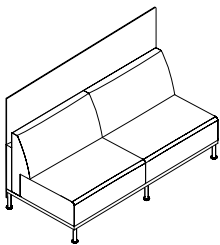
material to:

JSI
Attn: COM Department
201 East Martin Street
Receiving B, Dock 71
Orleans, IN 47452

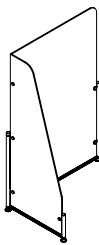
All COM orders will ship at standard lead time from receipt of COM except for orders requiring special custom matched finishes.

Privacy Screens

Satin White frosted acrylic privacy screens are affixed to other products or available as a freestanding unit.



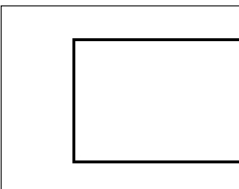
Two Seat with Screen



Privacy Screen

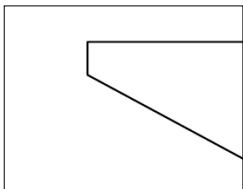
Huddle and Meeting Table Tops Styles

The Collective Motion collaborative tables offer three edge details and four top styles. The back painted glass top with “Write-On-It” glossy glass features a white-board and can be written on with erasable white-board markers.



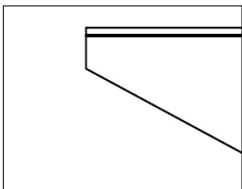
A1

Wood with Straight Edge
standard, no upcharge



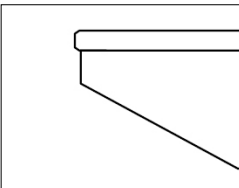
A9

Wood with Reversed
Bevel Edge
no upcharge



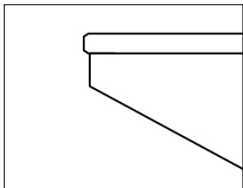
A10

White Laminate Top with Bright
White Reversed Bevel Edge
no upcharge



G2

Back Painted Glass Top with
“Write-On-It” Glossy Glass Top
feature with Bright White Reversed
Bevel Edge
add upcharge
(refer to specific models for pricing)

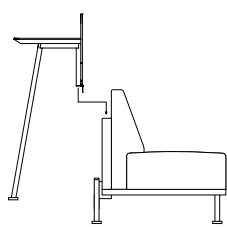
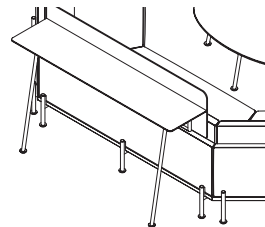


G3

Frosted Back Painted Glass with
Bright White Reversed Bevel Edge
add upcharge
(refer to specific models for pricing)

Attaching Console Table

The console table attaches effortlessly via a mounting hook which fits snugly between the seat back and the upholstered wrap frame.



Seating Material Options

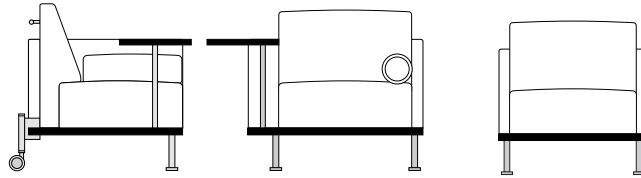
This form must accompany order when specifying contrasting or complementary upholstery.

Call for yardage and pricing.

Areas shown in black are maple wood species and requires a finish specification.

Areas (a), (b) and (c) are upholstery and can be specified in contrasting fabric or leather.

Legs, casters and handles are finished in Arctic Silver.



Lounge

Model Number: _____

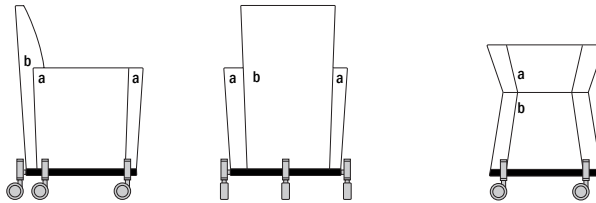
Finish: _____

Surround (a): _____

Seat (b): _____

Back (c): _____

Bolster (d): _____



Mobile Stool

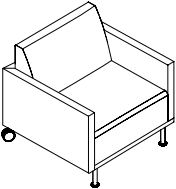
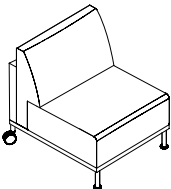
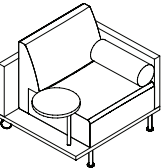

Model Number: _____

Finish: _____

Seat/Top (a): _____

Back/Bottom (b): _____

photo copy or scan

Description	① Model	Specifications	List Price Per Grade
Single Seat 	CM4552 · upholstered surround, seat and back · front legs on slides, back legs on casters for easy mobility · upholstered back features handle	Dimensions	COM \$3,512
		D	A \$3,591
		W	B \$3,744
		H	COL/C \$4,009
		Overall	D \$4,354
		Seat	E \$4,697
		Arm	F \$5,060
		Upholstery	G \$5,575
		Shipping	H \$6,125
		COM Ydg	I \$6,981
Single Seat 	CM4550 · upholstered surround, seat and back · armless · front legs on slides, back legs on casters for easy mobility · upholstered back features handle	Dimensions	COM \$3,037
		D	A \$3,091
		W	B \$3,196
		H	COL/C \$3,385
		Overall	D \$3,620
		Seat	E \$3,858
		Upholstery	F \$4,110
		Shipping	G \$4,467
		COM Ydg	H \$4,846
		COL Sq Ft	I \$5,440
Single Seat  right shown	CM4552R CM4552L · upholstered surround, seat and back · front legs on slides, back legs on casters for easy mobility · upholstered back features handle · asymmetrical pivoting wood tablet · bolster attaches with snap hooks · power/communication module available, specify and add \$669 list each · bolster COM ydg: 1 · bolster COL sq ft: 18	Dimensions	COM \$3,873
		D	A \$3,938
		W	B \$4,069
		H	COL/C \$4,296
		Overall	D \$4,585
		Seat	E \$4,875
		Arm	F \$5,183
		Upholstery	G \$5,617
		Shipping	H \$6,083
		COM Ydg	I \$6,809
Single Seat 	CM4555 · upholstered surround, seat and back · armless · legs feature slider glides for easy mobility · linking brackets available, specify and add \$96 list · corner table available for linking configurations, see page CC8	Dimensions	COM \$3,458
		D	A \$3,511
		W	B \$3,617
		H	COL/C \$3,802
		Overall	D \$4,039
		Seat	E \$4,278
		Upholstery	F \$4,528
		Shipping	G \$4,885
		COM Ydg	H \$5,266
		COL Sq Ft	I \$5,861

Description	1 Model	Specifications	List Price Per Grade																								
Two Seat	CM4575 <ul style="list-style-type: none">upholstered surround, seat and backarmlesslegs feature slider glides for easy mobilitylinking brackets available, specify and add \$96 listcorner table available for linking configurations, see page CC8	<table><tr><th>Dimensions</th><th>D</th><th>W</th><th>H</th></tr><tr><td>Overall</td><td>33</td><td>60</td><td>32</td></tr><tr><td>Seat</td><td>20 ½</td><td>60</td><td>17 ½</td></tr><tr><th colspan="2">Upholstery</th><th colspan="2">Shipping</th></tr><tr><td>COM Ydg</td><td>8 ¾</td><td>Ctn Wt</td><td>145</td></tr><tr><td>COL Sq Ft</td><td>175</td><td>Cu Ft</td><td>43</td></tr></table>	Dimensions	D	W	H	Overall	33	60	32	Seat	20 ½	60	17 ½	Upholstery		Shipping		COM Ydg	8 ¾	Ctn Wt	145	COL Sq Ft	175	Cu Ft	43	COM \$3,897 A \$4,000 B \$4,207 COL/C \$4,563 D \$5,026 E \$5,490 F \$5,978 G \$6,669 H \$7,410 I \$8,566 J \$9,952 L1 \$7,180 L2 \$8,010
Dimensions	D	W	H																								
Overall	33	60	32																								
Seat	20 ½	60	17 ½																								
Upholstery		Shipping																									
COM Ydg	8 ¾	Ctn Wt	145																								
COL Sq Ft	175	Cu Ft	43																								
Three Seat	CM4585 <ul style="list-style-type: none">upholstered surround, seat and backarmlesslegs feature slider glides for easy mobilitylinking brackets available, specify and add \$96 listcorner table available for linking configurations, see page CC8	<table><tr><th>Dimensions</th><th>D</th><th>W</th><th>H</th></tr><tr><td>Overall</td><td>33</td><td>78</td><td>32</td></tr><tr><td>Seat</td><td>20 ½</td><td>78</td><td>17 ½</td></tr><tr><th colspan="2">Upholstery</th><th colspan="2">Shipping</th></tr><tr><td>COM Ydg</td><td>9</td><td>Ctn Wt</td><td>198</td></tr><tr><td>COL Sq Ft</td><td>180</td><td>Cu Ft</td><td>55</td></tr></table>	Dimensions	D	W	H	Overall	33	78	32	Seat	20 ½	78	17 ½	Upholstery		Shipping		COM Ydg	9	Ctn Wt	198	COL Sq Ft	180	Cu Ft	55	COM \$5,187 A \$5,294 B \$5,504 COL/C \$5,874 D \$6,349 E \$6,824 F \$7,326 G \$8,040 H \$8,799 I \$9,988 J \$11,416 L1 \$8,564 L2 \$9,420
Dimensions	D	W	H																								
Overall	33	78	32																								
Seat	20 ½	78	17 ½																								
Upholstery		Shipping																									
COM Ydg	9	Ctn Wt	198																								
COL Sq Ft	180	Cu Ft	55																								
Two Seat Huddle	CM4572 <ul style="list-style-type: none">huddle unit cannot connect to modular units with a flat end, but can connect to other huddle unitsupholstered surround, seat and backarmlesslegs feature slider glides for easy mobilityseat front width: 46 ¾"linking brackets included	<table><tr><th>Dimensions</th><th>D</th><th>W</th><th>H</th></tr><tr><td>Overall</td><td>33</td><td>72</td><td>32</td></tr><tr><td>Seat</td><td>20 ½</td><td>46 ½</td><td>17 ½</td></tr><tr><th colspan="2">Upholstery</th><th colspan="2">Shipping</th></tr><tr><td>COM Ydg</td><td>8 ¾</td><td>Ctn Wt</td><td>178</td></tr><tr><td>COL Sq Ft</td><td>175</td><td>Cu Ft</td><td>50</td></tr></table>	Dimensions	D	W	H	Overall	33	72	32	Seat	20 ½	46 ½	17 ½	Upholstery		Shipping		COM Ydg	8 ¾	Ctn Wt	178	COL Sq Ft	175	Cu Ft	50	COM \$4,793 A \$4,896 B \$5,102 COL/C \$5,462 D \$5,923 E \$6,386 F \$6,875 G \$7,566 H \$8,308 I \$9,462 J \$10,848 L1 \$8,076 L2 \$8,907
Dimensions	D	W	H																								
Overall	33	72	32																								
Seat	20 ½	46 ½	17 ½																								
Upholstery		Shipping																									
COM Ydg	8 ¾	Ctn Wt	178																								
COL Sq Ft	175	Cu Ft	50																								

To Order, Specify:

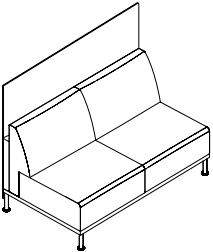
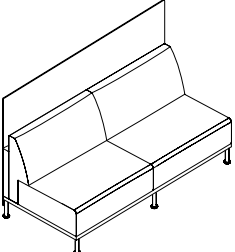
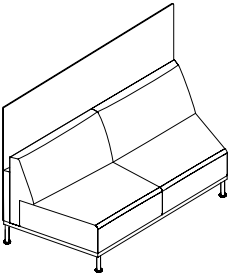
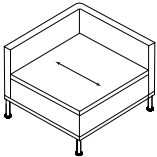
- 1 Model Number
- 2 Wood Species - Maple (M)
- 3 Wood Finish
- 4 Fabric Selection - vendor, pattern and color

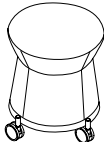
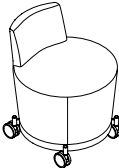

3 Wood Finish/Color Options:

Maple	
ALM	Ale Medium
AUB	Auburn
BRL	Barley
BBM	Bourbon Medium
BRM	Brighton Medium
BUT	Butterscotch
CIN	Cinnamon
CLA	Classic
CLL	Collectors
EAR	Earthy
ESP	Espresso
FLX	Flax
HRV	Harvest
LGC	Legacy
MCH	Mocha
NTO	Night Owl
PRL	Praline
SAF	Saffron
SIE	Sienna
TOF	Toffee
TRF	Truffle
VEN	Venetian

Specifications

- Base wood species - Maple.
- Frame interior is upholstery grade plywood with glued solid hardwood cross members reinforced with wood screws.
- Seat has synthetic sheet webbing with cross strap and high resiliency seat polyurethane multi-density foam.
- Back has polypropylene webbing and multi-density polyurethane foam.
- Arctic Silver tubular steel legs.

Description	① Model	Specifications	List Price Per Grade
Two Seat with Fixed Screen 	CM4575-PS · upholstered surround, seat and back · armless · legs feature slider glides for easy mobility	Dimensions	COM \$5,484
		D 33 W 60 H 55	A \$5,585
		Seat 20 ½ W 60 H 17 ½	B \$5,792
		Upholstery	COL/C \$6,152
		Shipping	D \$6,612
		COM Ydg 8 ¾ Ctn Wt 281	E \$7,077
		COL Sq Ft 175 Cu Ft 72	F \$7,563
			G \$8,257
			H \$8,996
			I \$10,152
			J \$11,540
			L1 \$8,764
			L2 \$9,597
Three Seat with Fixed Screen 	CM4585-PS · upholstered surround, seat and back · armless · legs feature slider glides for easy mobility · linking brackets available, specify and add \$96 list	Dimensions	COM \$6,773
		D 33 W 78 H 55	A \$6,880
		Seat 20 ½ W 78 H 17 ½	B \$7,090
		Upholstery	COL/C \$7,460
		Shipping	D \$7,936
		COM Ydg 9 Ctn Wt 325	E \$8,412
		COL Sq Ft 180 Cu Ft 93	F \$8,911
			G \$9,625
			H \$10,385
			I \$11,575
			J \$13,000
			L1 \$10,150
			L2 \$11,006
Two Seat Huddle with Fixed Screen 	CM4572-PS · huddle unit cannot connect to modular units with a flat end, but can connect to other huddle units · upholstered surround, seat and back · armless · legs feature slider glides for easy mobility · seat front width: 46 ½" · linking brackets included	Dimensions	COM \$6,380
		D 33 W 72 H 55	A \$6,483
		Seat 20 ½ W 46 ½ H 17 ½	B \$6,690
		Upholstery	COL/C \$7,050
		Shipping	D \$7,511
		COM Ydg 8 ¾ Ctn Wt 304	E \$7,973
		COL Sq Ft 175 Cu Ft 86	F \$8,462
			G \$9,155
			H \$9,895
			I \$11,050
			J \$12,437
			L1 \$9,663
			L2 \$10,494
Corner Table 	CM4531 · upholstered surround · wood top and chassis · use with units 4555, 4575, 4585 · legs feature slider glides for easy mobility · linking brackets included	Dimensions	COM \$3,871
		D 33 W 33 H 26	A \$3,906
		Upholstery	B \$3,978
		Shipping	COL/C \$4,101
		COM Ydg 3 Ctn Wt 122	D \$4,259
		COL Sq Ft 60 Cu Ft 20	E \$4,416
			F \$4,585
			G \$4,822
			H \$5,076
			I \$5,472
			J \$5,947
			L1 \$4,996
			L2 \$5,281

Description	Model	Specifications				List Price Per Grade	
Mini Mobile Stool	CM4517 <ul style="list-style-type: none">upholstered seatfour castersnon-locking	Dimensions		D	W	H	COM \$1,361
		Overall		18 3⁄8	18 3⁄8	20 1⁄2	A \$1,377
	GSA Contract SIN #33721	Upholstery		Shipping			B \$1,407
		COM Ydg		1 1⁄4	Ctn Wt	31	COL/C \$1,458
		COL Sq Ft		25	Cu Ft	5	D \$1,521
							E \$1,589
							F \$1,660
							G \$1,756
							H \$1,863
							I \$2,029
							J \$2,226
							L1 \$1,831
							L2 \$1,949
Mini Mobile Stool with Backrest	CM4519 <ul style="list-style-type: none">upholstered seat and backrestbackrest is 8" highfive castersnon-locking	Dimensions		D	W	H	COM \$1,946
		Overall		22	21	25	A \$1,969
	GSA Contract SIN #33721	Seat		16 1⁄2	21	17	B \$2,015
		Arm					COL/C \$2,097
		Upholstery		Shipping			D \$2,205
		COM Ydg		2	Ctn Wt	35	E \$2,311
		COL Sq Ft		40	Cu Ft	8	F \$2,422
							G \$2,580
							H \$2,748
							I \$3,014
							J \$3,329
							L1 \$2,694
							L2 \$2,886
Ottoman	CM4527 <ul style="list-style-type: none">upholstered seat	Dimensions		D	W	H	COM \$1,862
		Overall		27	27	17 3⁄4	A \$1,883
		Upholstery		Shipping			B \$1,924
	COM Ydg		1 3⁄4	Ctn Wt	54	COL/C \$1,997	
		COL Sq Ft		35	Cu Ft	9	D \$2,089
							E \$2,181
							F \$2,280
							G \$2,416
							H \$2,565
							I \$2,797
							J \$3,073
							L1 \$2,519
							L2 \$2,684

To Order, Specify:

- Model Number
- Wood Species - Maple (M)
- Wood Finish
- Fabric Selection - vendor, pattern and color

3 Wood Finish/Color Options:

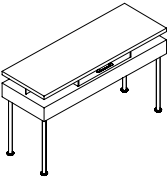
Maple			
ALM	Ale Medium	FLX	Flax
AUB	Auburn	HRV	Harvest
BRL	Barley	LGC	Legacy
BBM	Bourbon Medium	MCH	Mocha
BRM	Brighton Medium	NTO	Night Owl
BUT	Butterscotch	PRL	Praline
CIN	Cinnamon	SAF	Saffron
CLA	Classic	SIE	Sienna
CLL	Collectors	TOF	Toffee
EAR	Earthy	TRF	Truffle
ESP	Espresso	VEN	Venetian

Specifications

- Base wood species - Maple.
- Frame interior is upholstery grade plywood with glued solid hardwood cross members reinforced with wood screws.
- Seat has synthetic sheet webbing with cross strap and high resiliency seat polyurethane multi-density foam.
- Back has polypropylene webbing and multi-density polyurethane foam.
- Arctic Silver tubular steel legs.

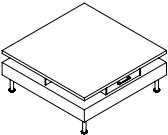
- Visit www.jsifurniture.com/finishes-and-materials/textiles for our textiles program. See selection of standard and graded in manufacturers and patterns.

Description	D	W	H	CTN WT	CU FT	① Model	List Price
Console Table	18	48	29 ½	118	18	OCST4548M-30	\$3,087



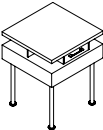
- Maple veneer
- Anodized Aluminum drawer pulls
- casters not available

Coffee Table	42	42	17 ¾	229	21	OCFT4542M-18	\$3,560
	30	30	16 ¾	219	10	OCFT4530M-16	\$2,070



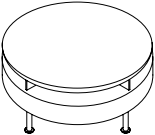
- Maple veneer
- Anodized Aluminum drawer pulls
- power/communication module available, specify and add \$669 list

End Table	20	20	24	207	7	OST4520M-24	\$2,845
-----------	----	----	----	-----	---	-------------	---------



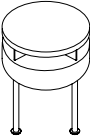
- Maple veneer
- Anodized Aluminum drawer pulls

Coffee Table	36 ¾	36 ¾	16 ¾	103	15	ORT4536M-17	\$4,535
--------------	------	------	------	-----	----	-------------	---------



- Maple veneer
- Skirt not available in paint

End Table	20	20	24 ¾	43	7	ORT4520M-24	\$3,932
-----------	----	----	------	----	---	-------------	---------



- Maple veneer
- Skirt not available in paint

To Order, Specify:

- ① Model Number
- ② Wood Species - Maple (MA1)
- ③ Wood Finish
- ④ Skirt Color
 - A. Same as Top
 - B. Paint

③ Wood Finish Options:

ALM	Ale Medium	FLX	Flax
AUB	Auburn	HRV	Harvest
BRL	Barley	LGC	Legacy
BBM	Bourbon Medium	MCH	Mocha
BRM	Brighton Medium	NTO	Night Owl
BUT	Butterscotch	PRL	Praline
CIN	Cinnamon	SAF	Saffron
CLA	Classic	SIE	Sienna
CLL	Collectors	TOF	Toffee
EAR	Earthy	TRF	Truffle
ESP	Espresso	VEN	Venetian

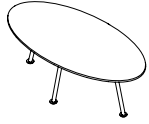
④ Paint Color Options:

BKD	Backdrop	GRV	Greek Villa
BFX	Black Fox	NET	Network Gray
BWH	Bright White	NWH	Nonchalant White
CGP	Cargo Pants	STM	Storm
CHT	Chatroom	TRC	Tricorn Black
FRR	French Roast		

Specifications

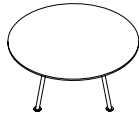
- Maple veneer exposed wood surfaces.
- Legs feature slider glides for easy mobility.
- Arctic Silver tubular steel legs.

Description	D	W	H	CTN WT	CU FT	① Model	List Price
Oval Occasional Table	32	60	18	71	24	OVTL4560-18	

**Top Style:**

(A1) Wood with Straight Edge	\$2,349
(A9) Wood with Reversed Bevel Edge	\$2,349
(A10) White Laminate Top with Bright White Reversed Bevel Edge	\$2,349
(G2) "Write-On-It" Glossy Glass Top with Bright White Reversed Bevel Edge	\$4,324
(G3) Frosted Glass Top with Bright White Reversed Bevel Edge	\$4,324

Round Occasional Table	36	36	18	56	16	ORTL4536-18	
------------------------	----	----	----	----	----	-------------	--

**Top Style:**

(A1) Wood with Straight Edge	\$2,004
(A9) Wood with Reversed Bevel Edge	\$2,004
(A10) White Laminate Top with Bright White Reversed Bevel Edge	\$2,004
(G2) "Write-On-It" Glossy Glass Top with Bright White Reversed Bevel Edge	\$3,173
(G3) Frosted Glass Top with Bright White Reversed Bevel Edge	\$3,173

Round Occasional Table	30	30	18	53	11	ORTL4530-18	
------------------------	----	----	----	----	----	-------------	--

**Top Style:**

(A1) Wood with Straight Edge	\$1,902
(A9) Wood with Reversed Bevel Edge	\$1,902
(A10) White Laminate Top with Bright White Reversed Bevel Edge	\$1,902
(G2) "Write-On-It" Glossy Glass Top with Bright White Reversed Bevel Edge	\$2,878
(G3) Frosted Glass Top with Bright White Reversed Bevel Edge	\$2,878

To Order, Specify:

- ① Model Number
- ② Top Style
- ③ Wood Species - Cherry (CH1), Maple (MA1) or Walnut (WA1)
- ④ Wood Finish

③ Wood Finish Options:**Cherry - Flat Cut**

BRL Barley
BBM Bourbon Medium
BRM Brighton Medium
CLA Classic
CLL Collectors
EAR Earthy
HRV Harvest
LGC Legacy
PRL Praline
SAF Saffron

Maple - Flat Cut

ALM Ale Medium
BUT Butterscotch
CIN Cinnamon
FLX Flax
VEN Venetian

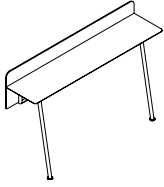
Walnut - Flat Cut

AUB Auburn
ESP Espresso
MCH Mocha
NTO Night Owl
SIE Sienna
TOF Toffee
TRF Truffle

Specifications

- Tops available in Cherry, Maple or Walnut veneer.
- Legs feature slider glides for easy mobility.
- Arctic Silver tubular steel legs.

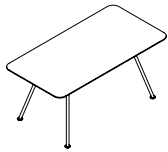
Description	D	W	H	CTN WT	CU FT	① Model	List Price
Console Table	16 1/2	60	42 3/8	80	28	CC-HCH4572	

**Top Style:**

(A1) Wood with Straight Edge	\$3,722
(A9) Wood with Reversed Bevel Edge	\$3,722
(A10) White Laminate Top with Bright White Reversed Bevel Edge	\$3,722
(G2) "Write-On-It" Glossy Glass Top with Bright White Reversed Bevel Edge	\$4,759
(G3) Frosted Glass Top with Bright White Reversed Bevel Edge	\$4,759

- use with lounge units without screens: 4575, 4585, 4572
- table top depth: 15"
- table height: 36 3/8"
- screen height: 16"

27" H Rectangular Huddle Table	30	60	27	86	33	CC-HDTREC4560-27	
--------------------------------	----	----	----	----	----	------------------	--

**Top Style:**

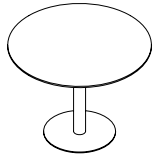
(A1) Wood with Straight Edge	\$2,839
(A9) Wood with Reversed Bevel Edge	\$2,839
(A10) White Laminate Top with Bright White Reversed Bevel Edge	\$2,839
(G2) "Write-On-It" Glossy Glass Top with Bright White Reversed Bevel Edge	\$5,040
(G3) Frosted Glass Top with Bright White Reversed Bevel Edge	\$5,040

Oval Huddle Table	32	60	27	78	35	CC-HDT04560-27	
-------------------	----	----	----	----	----	----------------	--

**Top Style:**

(A1) Wood with Straight Edge	\$2,809
(A9) Wood with Reversed Bevel Edge	\$2,809
(A10) White Laminate Top with Bright White Reversed Bevel Edge	\$2,809
(G2) "Write-On-It" Glossy Glass Top with Bright White Reversed Bevel Edge	\$4,785
(G3) Frosted Glass Top with Bright White Reversed Bevel Edge	\$4,785

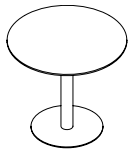
Description	D	W	H	CTN WT	CU FT	① Model	List Price
Round Huddle Table	36	36	27	79	24	CC-HDTR4536-27	

**Top Style:**

(A1) Wood with Straight Edge	\$2,111
(A9) Wood with Reversed Bevel Edge	\$2,111
(A10) White Laminate Top with Bright White Reversed Bevel Edge	\$2,111
(G2) "Write-On-It" Glossy Glass Top with Bright White Reversed Bevel Edge	\$3,280
(G3) Frosted Glass Top with Bright White Reversed Bevel Edge	\$3,280

- slider glides for easy mobility
- Arctic Silver base finish

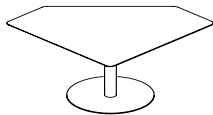
Round Huddle Table	30	30	27	77	17	CC-HDTR4530-27	
--------------------	----	----	----	----	----	----------------	--

**Top Style:**

(A1) Wood with Straight Edge	\$2,001
(A9) Wood with Reversed Bevel Edge	\$2,001
(A10) White Laminate Top with Bright White Reversed Bevel Edge	\$2,001
(G2) "Write-On-It" Glossy Glass Top with Bright White Reversed Bevel Edge	\$2,973
(G3) Frosted Glass Top with Bright White Reversed Bevel Edge	\$2,973

- slider glides for easy mobility
- Arctic Silver base finish

Quad Huddle Table	40	40	27	110	29	CC-HPT4540-27	
-------------------	----	----	----	-----	----	---------------	--

**Top Style:**

(A1) Wood with Straight Edge	\$2,296
(A9) Wood with Reversed Bevel Edge	\$2,296
(A10) White Laminate Top with Bright White Reversed Bevel Edge	\$2,296

- slider glides for easy mobility
- Arctic Silver base finish

To Order, Specify:

- ① Model Number
- ② Top Style
- ③ Wood Species - Cherry (CH1), Maple (MA1) or Walnut (WA1)
- ④ Wood Finish

③ Wood Finish Options:**Cherry - Flat Cut**

BRL	Barley
BBM	Bourbon Medium
BRM	Brighton Medium
CLA	Classic
CLL	Collectors
EAR	Earthy
HRV	Harvest
LGC	Legacy
PRL	Praline
SAF	Saffron

Maple - Flat Cut

ALM	Ale Medium
BUT	Butterscotch
CIN	Cinnamon
FLX	Flax
VEN	Venetian

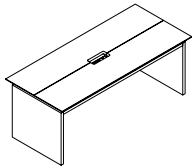
Walnut - Flat Cut

AUB	Auburn
ESP	Espresso
MCH	Mocha
NTO	Night Owl
SIE	Sienna
TOF	Toffee
TRF	Truffle

Specifications

- Tops available in Cherry, Maple or Walnut veneer.
- Legs feature slider glides for easy mobility.
- Arctic Silver tubular steel legs.

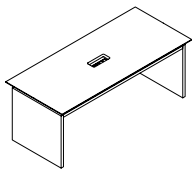
Description	D	W	H	CTN WT	CU FT	① Model	List Price
Meeting Table with Expandable Worksurface	30	69	27	302	38	CC-SMT4569	

**Top Style:**

(A1) Wood with Straight Edge	\$12,686
(A9) Wood with Reversed Bevel Edge	\$12,686
(A10) White Laminate Top with Bright White Reversed Bevel Edge	\$12,686

- veneer bases
- adjustable glides
- White interior laminate
- power port with (2) 120 volt outlets and (2) USB ports
- not available with glass top

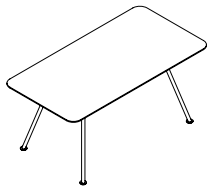
Meeting Table	30	69	27	231	38	CC-FMT4569	
---------------	----	----	----	-----	----	------------	--

**Top Style:**

(A1) Wood with Straight Edge	\$6,438
(A9) Wood with Reversed Bevel Edge	\$6,438
(A10) White Laminate Top with Bright White Reversed Bevel Edge	\$6,438

- veneer bases
- adjustable glides
- power port with (2) 120 volt outlets and (2) USB ports
- not available with glass top

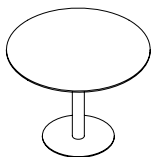
72" W Meeting Table	36	72	29	69	50	CC-HDTREC4572-29	
---------------------	----	----	----	----	----	------------------	--

**Top Style:**

(A1) Wood with Straight Edge	\$2,982
(A9) Wood with Reversed Bevel Edge	\$2,982
(A10) White Laminate Top with Bright White Reversed Bevel Edge	\$2,982
(G2) "Write-On-It" Glossy Glass Top with Bright White Reversed Bevel Edge	\$5,463
(G3) Frosted Glass Top with Bright White Reversed Bevel Edge	\$5,463

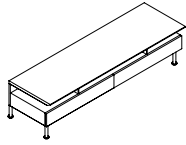
- tubular steel legs

Round Meeting Table	36	36	29	69	25	CC-HDTR4536-29	
---------------------	----	----	----	----	----	----------------	--

**Top Style:**

(A1) Wood with Straight Edge	\$2,323
(A9) Wood with Reversed Bevel Edge	\$2,323
(A10) White Laminate Top with Bright White Reversed Bevel Edge	\$2,323
(G2) "Write-On-It" Glossy Glass Top with Bright White Reversed Bevel Edge	\$3,688
(G3) Frosted Glass Top with Bright White Reversed Bevel Edge	\$3,688

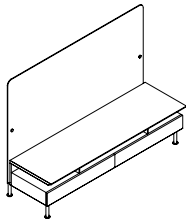
Description	D	W	H	CTN WT	CU FT	① Model	List Price
Media Console	23 ¼	72	20 ¼	223	23	CC-MCS4572	

**Top Style:**

(A1) Wood with Straight Edge	\$3,624
(A9) Wood with Reversed Bevel Edge	\$3,624
(A10) White Laminate Top with Bright White Reversed Bevel Edge	\$3,624
(G2) "Write-On-It" Glossy Glass Top with Bright White Reversed Bevel Edge	\$5,620
(G3) Frosted Glass Top with Bright White Reversed Bevel Edge	\$5,620

- tubular steel legs
- drawer dimensions (2): 32 ½" W x 15" D

Media Console with Screen	24 ⅝	72	54	249	62	CC-MCS4572-PS	
---------------------------	------	----	----	-----	----	---------------	--

**Top Style:**

(A1) Wood with Straight Edge	\$5,208
(A9) Wood with Reversed Bevel Edge	\$5,208
(A10) White Laminate Top with Bright White Reversed Bevel Edge	\$5,208
(G2) "Write-On-It" Glossy Glass Top with Bright White Reversed Bevel Edge	\$7,293
(G3) Frosted Glass Top with Bright White Reversed Bevel Edge	\$7,293

- tubular steel legs
- drawer dimensions (2): 32 ½" W x 15" D

To Order, Specify:

- ① Model Number
- ② Top Style
- ③ Wood Species - Cherry (CH1), Maple (MA1) or Walnut (WA1)
- ④ Wood Finish
- ⑤ Cabinet/Drawer Front Color
 - A. Veneer
 - B. Paint

③ Wood Finish Options:**Cherry - Flat Cut**

BRL	Barley
BBM	Bourbon Medium
BRM	Brighton Medium
CLA	Classic
CLL	Collectors
EAR	Earthy
HRV	Harvest
LGC	Legacy
PRL	Praline
SAF	Saffron

Maple - Flat Cut

ALM	Ale Medium
BUT	Butterscotch
CIN	Cinnamon
FLX	Flax
VEN	Venetian

Walnut - Flat Cut

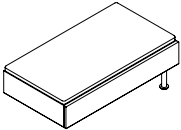
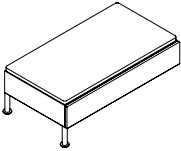
AUB	Auburn
ESP	Espresso
MCH	Mocha
NTO	Night Owl
SIE	Sienna
TOF	Toffee
TRF	Truffle

④ Paint Color Options:

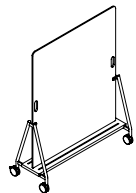
BKD	Backdrop	GRV	Greek Villa
BFX	Black Fox	NET	Network Gray
BWH	Bright White	NWH	Nonchalant White
CGP	Cargo Pants	STM	Storm
CHT	Chatroom	TRC	Tricorn Black
FRR	French Roast		

Specifications

- Tops available in Cherry, Maple or Walnut veneer.
- Slider glides for easy mobility.
- Arctic Silver base finish.

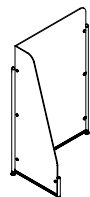
Description	D	W	H	CTN WT	CU FT	Model	List Price No Cushion	List Price With Cushion
Media Ender	22 3⁄8	36	15	74	9	CC-MCS4536R	\$1,882	COM \$1,919
	22 3⁄8	36	15	74	9	CC-MCS4536L	\$1,882	A \$1,937
<div><p>right shown with optional cushion</p><p>left shown with optional cushion</p></div> <div><ul style="list-style-type: none">· available in Cherry, Maple, Walnut or Paint· Arctic Silver tubular legs· optional cushion has polyurethane foam· use with media console· drawer· legs feature slider glides for easy mobility· optional cushion· com ydg: 1 ½· col sq ft: 30</div>								B \$1,972
								COL/C \$2,034
								D \$2,113
								E \$2,191
								F \$2,276
								G \$2,395
								H \$2,522
								I \$2,720
								J \$2,957
								L1 \$2,484
								L2 \$2,625

Description	D	W	H	CTN WT	CU FT	① Model	List Price
Mobile Markerboard	20 ¾	50 ½	66	118	45	CC-MWB4566	\$4,590



- dry erase laminate
- marker rail available in Cherry, Maple and Walnut veneer
- Arctic Silver powder coat bases
- two locking and two non-locking casters
- board is not magnetic

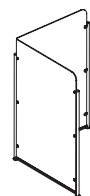
Privacy Screen	25 ⅞	41 ⅞	63 ¼	100	44	CC-SPS4563R	\$5,691
	25 ⅞	41 ⅞	63 ¼	100	44	CC-SPS4563L	\$5,691



left shown

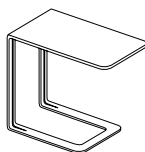
- Satin White acrylic
- legs feature slider glides for easy mobility
- Arctic Silver tubular steel legs
- ships KD
- NOTE: It is recommended other furniture be used around the screen to prevent tipping. Screens are not designed to support the weight of items hanging or leaning against them

Privacy Screen	41 ⅞	41 ⅞	63 ¼	100	44	CL4242-64PP-ACR	\$3,515
----------------	------	------	------	-----	----	-----------------	---------



- Satin White acrylic
- legs feature slider glides for easy mobility
- Arctic Silver tubular steel legs
- ships KD
- NOTE: It is recommended other furniture be used around the screen to prevent tipping. Screens are not designed to support the weight of items hanging or leaning against them

Pull-Up Tablet Table	22	14	26	20	6	CC-TT4522	\$2,825
----------------------	----	----	----	----	---	-----------	---------



- veneer top face available in Cherry, Maple or Walnut
- slider glides for easy mobility
- inside of aluminum frame is white powder coat

To Order, Specify:

- ① Model Number
- ② Wood Species - Cherry (CH1), Maple (MA1), Walnut (WA1) or Paint (PNT)
- ③ Wood or Paint Finish
- ④ Fabric Selection - vendor, pattern and color

③ Wood Finish Options:**Cherry - Flat Cut**

BRL	Barley
BBM	Bourbon Medium
BRM	Brighton Medium
CLA	Classic
CLL	Collectors
EAR	Earthy
HRV	Harvest
LGC	Legacy
PRL	Praline
SAF	Saffron

Maple - Flat Cut

ALM	Ale Medium
BUT	Butterscotch
CIN	Cinnamon
FLX	Flax
VEN	Venetian

Walnut - Flat Cut

AUB	Auburn
ESP	Espresso
MCH	Mocha
NTO	Night Owl
SIE	Sienna
TOF	Toffee
TRF	Truffle

④ Paint Color Options:

BKD	Backdrop	GRV	Greek Villa
BFX	Black Fox	NET	Network Gray
BWH	Bright White	NWH	Nonchalant White
CGP	Cargo Pants	STM	Storm
CHT	Chatroom	TRC	Tricorn Black
FRR	French Roast		

- ⑤ Visit www.jsifurniture.com/finishes-and-materials/textiles for our textiles program. See selection of standard and graded in manufacturers and patterns.

Connect Modular Lounge Order Check List:



- Specify:
- ☐ 1. Model Number
 - ☐ 2. Wood Species - Cherry (CH1), Maple (MA1), Walnut (WA1) or Double Cut (DC1)
 - ☐ 3. Wood Finish
 - ☐ 4. Laminate Color Selection (Stand up Surface)
 - ☐ 5. Surface Corners (Stand up Surface) - Square (S), no upcharge or Rounded (R) models with straight or curved backs add \$47 list or models with corner backs add \$90 list
 - ☐ 6. Fabric Selection
 - A. Seat - Vendor, Pattern and Color
 - B. Back - Vendor, Pattern and Colorf
 - C. Arm(s) - Vendor, Pattern and Color
 - D. Headrest - Vendor, Pattern and Color
 - ☐ 7. Metal Leg Color - Black Sandtex (BSX), Pewter (PEW), Soft Nickel (SNK) or Stardust Silver (STS)
 - ☐ 8. Optional Wood Back Rail - available on any unit with two arms, specify and add \$187 list
 - ☐ 9. Optional Power Center - Flush Mount (EC22) - Black (B) or White (W); add \$668 list each and indicate left or right arm, end table, center console, linking table or unit with stand up surface
 - ☐ 10. Arm Cap - Wood (M) or Black 3D Laminate (B3L) on W models.
 - ☐ 11. Optional Drink Holder (DH):
 - one drink holder available per arm; add \$117 list each and indicate left or right arm
 - end tables, console or linking tables available with two drink holders; add \$234 list
 - ☐ 12. Optional Tablet Arm - indicate left (TBL) or right arm (TBR); flat cut add \$646 list, double cut add \$674
 - ☐ 13. Optional Rubber Cushion Nylon Glides - no upcharge
 - ☐ 14. Product Options

Example:

CTL1304UR	WA1	ESP	ALB	MOMENTUM	VOX	MYSTIC	STS
(model #)	(wood species)	(finish)	(stand up surface laminate)	(fabric vendor)	(pattern name)	(pattern color)	(metal leg color)


1. Model Number
2. Wood Species - Cherry (CH1), Maple (MA1) or Walnut (WA1)
3. Wood Finish Options:
- | | |
|---------------------|---------------------|
| Cherry (CH1) | Maple (MA1) |
| BRL Barley | ALM Ale Medium |
| BBM Bourbon Medium | BUT Butterscotch |
| BRM Brighton Medium | CIN Cinnamon |
| CLA Classic | FLX Flax |
| CLL Collectors* | VEN Venetian |
| EAR Earthy | |
| HRV Harvest* | Walnut (WA1) |
| LGC Legacy | AUB Auburn |
| PRL Praline* | ESP Espresso |
| SAF Saffron | MCH Mocha* |
| | NTO Night Owl* |
| | SIE Sienna* |
| | TOF Toffee |
| | TRF Truffle* |
- Double Cut (DC1)**
- | | |
|--------------|-----------------|
| COF Coffee | GRH Graphite |
| CRM Cremello | KHK Khaki |
| FOS Fossil | STU Studio Teak |

4. Laminate Color Selection (Stand up Surface):
- | | | | |
|-----|-----------------|-----|-----------------|
| AGA | Aged Ash | GRH | Graphite |
| ALB | Alabaster | HGL | High Line |
| ALL | Ale Light | OAT | Oatmeal Cookie |
| BLO | Blonde Echo | PIN | Pinnacle Walnut |
| BOL | Bourbon Light | SHD | Shadow |
| BZW | Brazilwood | SLG | Slate Grey |
| BBL | Bridal Blanco | STU | Studio Teak |
| BGL | Brighton Light | VIN | Vintage |
| CLL | Collectors | WLH | Walnut Heights |
| DWH | Designer White | WEA | Weathered Ash |
| FLO | Florence Walnut | | |
5. Surface Corners (Stand up Surface):
- | | |
|---|---|
| S | Square (standard) |
| R | Rounded, models with straight or curved backs add \$47 list, Models with corner backs add \$90 list |
6. Fabric Selection - Please supply the following:
Fabric vendor/Pattern name/Pattern color
- [For a complete list of JSI Standard and Graded-In Textiles click here](#)
- Contrasting Upholstery - Units can be specified with a contrasting upholstery feature. When this feature is desired the unit will be priced based on the higher grade fabric selected for the seat, back, arm(s) and headrest.

*finishes have coordinating laminate top option

Connect Modular Lounge Order Check List (cont.):

When specifying contrasting upholstery, indicate clearly which upholstery to be applied to the seat, back, arms and headrest.



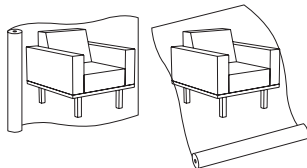
- Indicate direction of fabric - Railroaded or Up the Roll
- Please provide illustration, if available

All COM orders must include the following:

- Vendor's name, pattern name and color
- Sample of the fabric attached to order
- Model numbers of items for fabric application
- Special application instructions (e.g., all stripes will be applied front to back unless specified otherwise)
- Customer and purchase order number

Ship prepaid COM material to:
JSI
Attn: COM Department
201 East Martin Street
Receiving B, Dock 71
Orleans, IN 47452

Application of fabric:
Railroaded Up the Roll



All COM orders will ship at standard lead time from receipt of COM except for orders requiring special custom matched finishes.

6. Metal Leg Color:

Available in Black Sandtex (BSX), Pewter (PEW), Soft Nickel (SNK) or Stardust Silver (STS) powdercoat.

7. Wood Back Rail



For added elegance Connect Low Back units with two arms may be specified with the Wood Back Rail option. The 6" tall wood back rail enhances the back detail as you approach the units from the rear making this a nice feature for "freestanding" applications. This option reduces the back depth by 1 1/8". The back rail will be in the same finish color as the rest of the unit. Specify Wood Back Rail and add \$187 list per unit.

8. Power Center - Flush Mount:

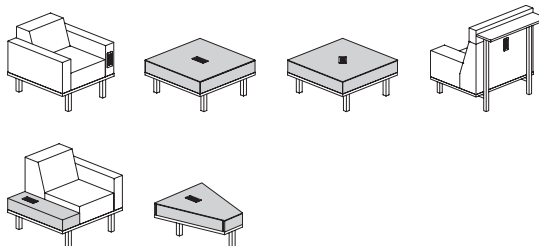


Units with arms, end table, console, linking table or stand up surface can be specified with the Power Center Flush Mount option featuring two waterproof 110 outlets and one dual USB port. Power is connected to the building supply with a 10' long standard three prong cord. Access and storage of excess power cords is provided in the base of the arm or console. Power Center is not available on Corner Seats or Corner Tables.

Power Center (EC22):

- Left or right arm with one Power Center per arm mounted vertically in the front; add \$668 list each, indicate left or right arm (as seated)
- End, console, straight or wedge linking table with one Power Center mounted front to back in top; add \$668 list each
- Single seat unit with a stand up surface and one Power Center located 7 1/4" under the surface and centered in the back; add \$668 list
- Two seat units with a stand up surface and two Power Centers located 7 1/4" under the surface and centered in each back; add \$1,336 list
- Three seat units with a stand up surface and two Power Centers located 7 1/4" under the surface and centered in the back of the left and right backs; add \$2,004 list

NOTE: Power Center color, Black (B) or White (W) must be specified.



Power Center (EC21) - Under Mount:

This accessory item featuring one 110 volt power receptacle and one dual USB port mounts to the underside of units. See page CT66 for additional information.



Connect Modular Lounge Order Check List (cont.):

11. Drink Holder



Units with an arm, end table, console or linking table can be specified with the drink holder option. The drink holder features a plastic base with rubber coaster and a metal trim cap.

Drink Holder (DH):

- Left or right arm with **one** drink holder per arm; add \$117 list each and indicate left or right arm as seated)
- End table, console or linking table with **two** drink holders; add \$234 list

NOTE: Metal trim cap color will match the Metal Leg Color. Drink holder cannot be ordered on an arm with a tablet arm.

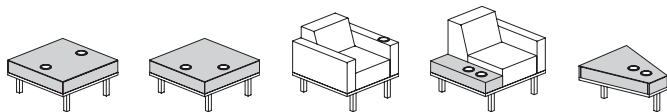
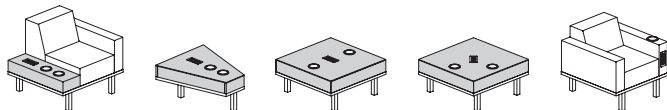


Table Power Center and Drink Holder Standard Locations:



12. Tablet Arm:



- rotating
- **10" x 18"** veneer surface
- Specify Tablet Arm option left (TBL) or right (TBR) and add \$646 list for flat cut, \$674 for double cut, for each tablet arm specified

13. Optional Rubber Cushion Nylon Glides - no upcharge

14. Product Options:

Optional Coordinating Wood Grain Laminate Surfaces:

No additional upcharge. Finishes with an asterisk (*) have a coordinating laminate available.

(For wood cap arm, tables or tablet arm)

Special Finish: \$372 list upcharge

Features:


- 20" and 30" seat widths
- four back heights available on units with a 30" seat width
- arm models with a 20" seat width have an arm width of 5"
- arm models with a 30" seat width have an arm width of 10"
- all units have a 1 1/4" wood base platform
- end table, console and linking tables are made of plywood construction with maple veneer surface
- metal legs are 1 3/4" x 1 3/4" x 8 1/4" 16 guage steel tube with metal leveling glides

Linking Brackets:

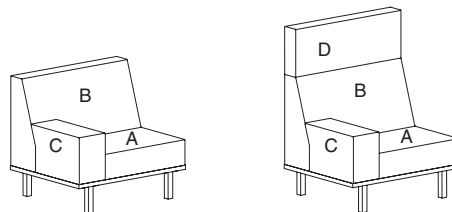


Each unit ships with two sets of link brackets; two latches and two hooks providing quick connection to form limitless configurations.

Contrasting Upholstery:



Units can be specified with a contrasting upholstery feature. When this feature is desired the unit **will be priced based on the highest grade fabric** selected for the seat, back, arm(s) or headrest. Specify the seat (A), back (B), arm (C) and headrest (D) fabric on your order.



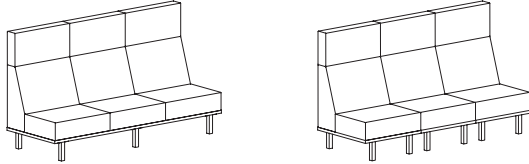
Quickship:

Connect veneer species on the **NOW!** quickship program include Maple and Walnut and are available on select models.

Planning Section:

Modularity:

Modularity and versatility allows you to fit Connect into any footprint using large and small scale components or a mix of both. The use of wider and fewer units will diminish the number of legs in a configuration. More units shorter in width will increase the number of legs in a configuration.



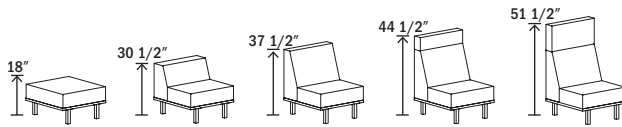
Curved Units:

Curved units in varying radius degrees are available to help aid in creating configurations with different twists and turns.

Back Heights:

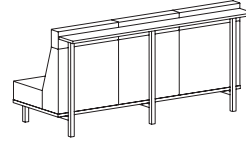
Units with a 20" seat width are available with low back height or bench style.

Units with a 30" seat width are available in bench style or four different back heights; low, mid, high and privacy. 7" and 14" headrest are included on the High and Privacy back respectively.



Complementary Components

Units with a 30" seat width and a high or privacy back are available with a 10"d stand up laminate surface with a coordinating 3mm PVC edge. These surfaces may be used as touch down spaces or to provide tiered type seating.



Laminate Color Selection for Stand Up Surface:

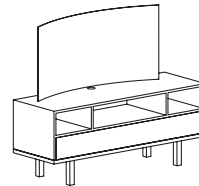
AGA	Aged Ash	GRH	Graphite
ALB	Alabaster	HGL	High Line
ALL	Ale Light	OAT	Oatmeal Cookie
BLO	Blonde Echo	PIN	Pinnacle Walnut
BOL	Bourbon Light	SHD	Shadow
BZW	Brazilwood	SLG	Slate Grey
BBL	Bridal Blanco	STU	Studio Teak
BGL	Brighton Light	VIN	Vintage
CLL	Collectors	WLH	Walnut Heights
DWH	Designer White	WEA	Weathered Ash
FLO	Florence Walnut		

Surface Corners for Stand Up Surface:

Specify Square (S) or Rounded (R) corner and add \$47 for straight models and \$90 on corner models.

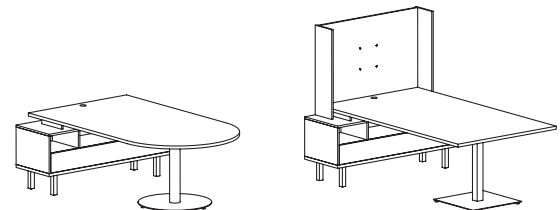
Media Cabinets

1/4"d x 50"w x 26"h straight and curved Media Cabinets with and without acrylic screens can be used for presentation and training sessions. 20" deep straight and curved media benches are available to compliment the configuration.



Media Activity Center

For meetings and presentations with an overall footprint of 60" x 72" or 60" x 84", the Media Activity Center is available with either a bullet or rectangular shaped top. These units may also be ordered with or without a back panel. The back panel feature includes a TV mount. For all of your media collaboration needs the DropShare unit can be ordered. DropShare is sold separately, see page CT66.

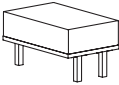
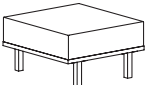
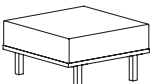
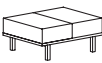


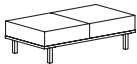
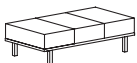
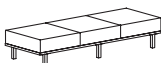
COM Yardage Requirements for Multiple Fabrics

Model	Description	Seat Only COM Ydg	Back Only COM Ydg	Arm Only COM Ydg	Headrest Only COM Ydg
CTC20S1UC	Corner Seat Low Back, Center	1.00	3.00		
CTC20S1UL	Corner Seat Low Back, Left	1.00	3.00		
CTC20S1UR	Corner Seat Low Back, Right	1.00	3.00		
CTC20S2UC	Corner Seat Mid Back, Center	1.00	3.50		
CTC20S2UL	Corner Seat Mid Back, Left	1.00	3.50		
CTC20S2UR	Corner Seat Mid Back, Right	1.00	3.50		
CTC20S3UC	Corner Seat High Back, Center	1.00	3.50		1.75
CTC20S3UL	Corner Seat High Back, Left	1.00	3.50		1.75
CTC20S3UR	Corner Seat High Back, Right	1.00	3.50		1.75
CTC20S4UC	Corner Seat High Back, Center	1.00	3.50		1.75
CTC20S4UL	Corner Seat High Back, Left	1.00	3.50		1.75
CTC20S4UR	Corner Seat High Back, Right	1.00	3.50		1.75
CTC20S5UC	Corner Seat Privacy Back, Center	1.00	3.50		2.50
CTC20S5UL	Corner Seat Privacy Back, Left	1.00	3.50		2.50
CTC20S5UR	Corner Seat Privacy Back, Right	1.00	3.50		2.50
CTC20S6UC	Corner Seat Privacy Back, Center	1.00	3.50		2.50
CTC20S6UL	Corner Seat Privacy Back, Left	1.00	3.50		2.50
CTC20S6UR	Corner Seat Privacy Back, Right	1.00	3.50		2.50
CTC20T2UC	Corner Table Mid Back, Center	1.25	3.50		
CTC20T2UL	Corner Table Mid Back, Left	1.25	3.50		
CTC20T2UR	Corner Table Mid Back, Right	1.25	3.50		
CTC20T2W	Corner Table Mid Back	0.75	3.50		
CTC20T3UC	Corner Table High Back, Center	1.25	3.50		1.75
CTC20T3UL	Corner Table High Back, Left	1.25	3.50		1.75
CTC20T3UR	Corner Table High Back, Right	1.25	3.50		1.75
CTC20T3W	Corner Table High Back	0.75	3.50		1.75
CTC20T4UC	Corner Table High Back, Center	1.25	3.50		1.75
CTC20T4UL	Corner Table High Back, Left	1.25	3.50		1.75
CTC20T4UR	Corner Table High Back, Right	1.25	3.50		1.75
CTC20T4W	Corner Table High Back	0.75	3.50		1.75
CTC20T5UC	Corner Table Privacy Back, Center	1.25	3.50		2.50
CTC20T5UL	Corner Table Privacy Back, Left	1.25	3.50		2.50
CTC20T5UR	Corner Table Privacy Back, Right	1.25	3.50		2.50
CTC20T5W	Corner Table Privacy Back	0.75	3.50		2.50
CTC20T6UC	Corner Table Privacy Back, Center	1.25	3.50		2.50
CTC20T6UL	Corner Table Privacy Back, Left	1.25	3.50		2.50
CTC20T6UR	Corner Table Privacy Back, Right	1.25	3.50		2.50
CTC20T6W	Corner Table Privacy Back	0.75	3.50		2.50
CTI32121	90° Curved Seat Low Back	1.50	4.00		
CTI32122	90° Curved Seat Mid Back	1.50	4.75		
CTI32123	90° Curved Seat High Back	1.50	4.75		1.75
CTI32124	90° Curved Seat High Back	1.50	4.75		1.75
CTI32125	90° Curved Seat Privacy Back	1.50	4.75		2.75
CTI32126	90° Curved Seat Privacy Back	1.50	4.75		2.75
CTI32301	45° Curved Seat Low Back	1.50	2.50		
CTI32302	45° Curved Seat Mid Back	1.50	2.75		
CTI32303	45° Curved Seat High Back	1.50	2.75		1.50
CTI32304	45° Curved Seat High Back	1.50	2.75		1.50
CTI32305	45° Curved Seat Privacy Back	1.50	2.75		2.00
CTI32306	45° Curved Seat Privacy Back	1.50	2.75		2.00
CTI32451	45° Curved Seat Low Back	1.75	3.33		
CTI32452	45° Curved Seat Mid Back	1.75	3.75		
CTI32453	45° Curved Seat High Back	1.75	3.75		1.75
CTI32454	45° Curved Seat High Back	1.75	3.75		1.75
CTI32455	45° Curved Seat Privacy Back	1.75	3.75		2.75
CTI32456	45° Curved Seat Privacy Back	1.75	3.75		2.75
CTL1201	Single Seat Low Back	2.00	1.50		
CTL1201CL	Single Seat Low Back, Left	2.00	1.50		
CTL1201CR	Single Seat Low Back, Right	2.00	1.50		
CTL1201U2	Single Seat Low Back	2.00	1.50	3.00	
CTL1201UL	Single Seat Low Back, Left	2.00	1.50	1.50	
CTL1201ULCR	Single Seat Low Back, Left	2.00	1.50	1.50	
CTL1201UR	Single Seat Low Back, Right	2.00	1.50	1.50	
CTL1201URCL	Single Seat Low Back, Right	2.00	1.50	1.50	
CTL1201W2	Single Seat Low Back	2.00	1.50	3.00	
CTL1201WL	Single Seat Low Back, Left	2.00	1.50	1.50	
CTL1201WLCR	Single Seat Low Back, Left	2.00	1.50	1.50	

Model	Description	Seat Only COM Ydg	Back Only COM Ydg	Arm Only COM Ydg	Headrest Only COM Ydg
CTL1201WR	Single Seat Low Back, Right	2.00	1.50	1.50	
CTL1201WRCL	Single Seat Low Back, Right	2.00	1.50	1.50	
CTL1301	Single Seat Low Back	2.00	1.50		
CTL1301CL	Single Seat Low Back, Left	2.00	1.50		
CTL1301CR	Single Seat Low Back, Right	2.00	1.50		
CTL1301U2	Single Seat Low Back	2.00	1.50	3.00	
CTL1301UL	Single Seat Low Back, Left	2.00	1.50	1.50	
CTL1301ULCR	Single Seat Low Back, Left	2.00	1.50	1.50	
CTL1301UR	Single Seat Low Back, Right	2.00	1.50	1.50	
CTL1301URCL	Single Seat Low Back, Right	2.00	1.50	1.50	
CTL1301W2	Single Seat Low Back	2.00	1.50	3.00	
CTL1301WL	Single Seat Low Back, Left	2.00	1.50	1.50	
CTL1301WLCR	Single Seat Low Back, Left	2.00	1.50	1.50	
CTL1301WR	Single Seat Low Back, Right	2.00	1.50	1.50	
CTL1301WRCL	Single Seat Low Back, Right	2.00	1.50	1.50	
CTL1302	Single Seat Mid Back	2.00	1.75		
CTL1302UL	Single Seat Mid Back, Left	2.00	1.75	1.50	
CTL1302UR	Single Seat Mid Back, Right	2.00	1.75	1.50	
CTL1302WL	Single Seat Mid Back, Left	2.00	1.75	1.50	
CTL1302WR	Single Seat Mid Back, Right	2.00	1.75	1.50	
CTL1303	Single Seat High Back	2.00	1.75		0.75
CTL1303UL	Single Seat High Back, Left	2.00	1.75	1.50	0.75
CTL1303UR	Single Seat High Back, Right	2.00	1.75	1.50	0.75
CTL1303WL	Single Seat High Back, Left	2.00	1.75	1.50	0.75
CTL1303WR	Single Seat High Back, Right	2.00	1.75	1.50	0.75
CTL1304	Single Seat High Back	2.00	1.75		0.75
CTL1304UL	Single Seat High Back, Left	2.00	1.75	1.50	0.75
CTL1304UR	Single Seat High Back, Right	2.00	1.75	1.50	0.75
CTL1304WL	Single Seat High Back, Left	2.00	1.75	1.50	0.75
CTL1304WR	Single Seat High Back, Right	2.00	1.75	1.50	0.75
CTL1305	Single Seat Privacy Back	2.00	1.75		1.25
CTL1305UL	Single Seat Privacy Back, Left	2.00	1.75	1.50	1.25
CTL1305UR	Single Seat Privacy Back, Right	2.00	1.75	1.50	1.25
CTL1305WL	Single Seat Privacy Back, Left	2.00	1.75	1.50	1.25
CTL1305WR	Single Seat Privacy Back, Right	2.00	1.75	1.50	1.25
CTL1306	Single Seat Privacy Back	2.00	1.75		1.25
CTL1306UL	Single Seat Privacy Back, Left	2.00	1.75	1.50	1.25
CTL1306UR	Single Seat Privacy Back, Right	2.00	1.75	1.50	1.25
CTL1306WL	Single Seat Privacy Back, Left	2.00	1.75	1.50	1.25
CTL1306WR	Single Seat Privacy Back, Right	2.00	1.75	1.50	1.25
CTL2201	Two Seat Low Back	4.00	3.00		
CTL2201U2	Two Seat Low Back	4.00	3.00	3.00	
CTL2201U2CC	Two Seat Low Back	4.00	3.00	3.00	
CTL2201W2	Two Seat Low Back	4.00	3.00	3.00	
CTL2201W2CC	Two Seat Low Back	4.00	3.00	3.00	
CTL2301	Two Seat Low Back	4.00	3.00		
CTL2301U2	Two Seat Low Back	4.00	3.00	3.00	
CTL2301U2CC	Two Seat Low Back	4.00	3.00	3.00	
CTL2301UL	Two Seat Low Back, Left	4.00	3.00	1.50	
CTL2301UR	Two Seat Low Back, Right	4.00	3.00	1.50	
CTL2301W2	Two Seat Low Back	4.00	3.00	3.00	
CTL2301W2CC	Two Seat Low Back	4.00	3.00	3.00	
CTL2301WL	Two Seat Low Back, Left	4.00	3.00	1.50	
CTL2301WR	Two Seat Low Back, Right	4.00	3.00	1.50	
CTL2302	Two Seat Mid Back	4.00	3.50		
CTL2302UL	Two Seat Mid Back, Left	4.00	3.50	1.50	
CTL2302UR	Two Seat Mid Back, Right	4.00	3.50	1.50	
CTL2302WL	Two Seat Mid Back, Left	4.00	3.50	1.50	
CTL2302WR	Two Seat Mid Back, Right	4.00	3.50	1.50	
CTL2303	Two Seat High Back	4.00	3.50		1.50
CTL2303UL	Two Seat High Back, Left	4.00	3.50	1.50	1.50
CTL2303UR	Two Seat High Back, Right	4.00	3.50	1.50	1.50
CTL2303WL	Two Seat High Back, Left	4.00	3.50	1.50	1.50
CTL2303WR	Two Seat High Back, Right	4.00	3.50	1.50	1.50
CTL2304	Two Seat High Back	4.00	3.50		1.50
CTL2304UL	Two Seat High Back, Left	4.00	3.50	1.50	1.50
CTL2304UR	Two Seat High Back, Right	4.00	3.50	1.50	1.50
CTL2304WL	Two Seat High Back, Left	4.00	3.50	1.50	1.50
CTL2304WR	Two Seat High Back, Right	4.00	3.50	1.50	1.50
CTL2305	Two Seat Privacy Back	4.00	3.50		2.50

Model	Description	Seat Only COM Ydg	Back Only COM Ydg	Arm Only COM Ydg	Headrest Only COM Ydg
CTL2305UL	Two Seat Privacy Back, Left	4.00	3.50	1.50	2.50
CTL2305UR	Two Seat Privacy Back, Right	4.00	3.50	1.50	2.50
CTL2305WL	Two Seat Privacy Back, Left	4.00	3.50	1.50	2.50
CTL2305WR	Two Seat Privacy Back, Right	4.00	3.50	1.50	2.50
CTL2306	Two Seat Privacy Back	4.00	3.50		2.50
CTL2306UL	Two Seat Privacy Back, Left	4.00	3.50	1.50	2.50
CTL2306UR	Two Seat Privacy Back, Right	4.00	3.50	1.50	2.50
CTL2306WL	Two Seat Privacy Back, Left	4.00	3.50	1.50	2.50
CTL2306WR	Two Seat Privacy Back, Right	4.00	3.50	1.50	2.50
CTL3201	Three Seat Low Back	6.00	4.50		
CTL3201U2	Three Seat Low Back	6.00	4.50	3.00	
CTL3201W2	Three Seat Low Back	6.00	4.50	3.00	
CTL3301	Three Seat Low Back	6.00	4.50		
CTL3302	Three Seat Mid Back	6.00	5.25		
CTL3303	Three Seat High Back	6.00	5.25		2.25
CTL3304	Three Seat High Back	6.00	5.25		2.25
CTL3305	Three Seat Privacy Back	6.00	5.25		3.75
CTL3306	Three Seat Privacy Back	6.00	5.25		3.75
CTL4201	Four Seat Low Back	8.00	6.00		
CTL4201U2	Four Seat Low Back	8.00	6.00	3.00	
CTL4201W2	Four Seat Low Back	8.00	6.00	3.00	
CT032121	90° Curved Seat Low Back	2.25	1.50		
CT032122	90° Curved Seat Mid Back	2.25	2.00		
CT032123	90° Curved Seat High Back	2.25	2.00		0.75
CT032125	90° Curved Seat Privacy Back	2.25	2.00		1.00
CT032301	45° Curved Seat Low Back	1.50	1.50		
CT032302	45° Curved Seat Mid Back	1.50	1.75		
CT032303	45° Curved Seat High Back	1.50	1.75		0.75
CT032304	45° Curved Seat High Back	1.50	1.75		0.75
CT032305	45° Curved Seat Privacy Back	1.50	1.75		1.00
CT032306	45° Curved Seat Privacy Back	1.50	1.75		1.00
CT032451	45° Curved Seat Low Back	2.00	2.00		
CT032452	45° Curved Seat Mid Back	2.00	2.50		
CT032453	45° Curved Seat High Back	2.00	2.50		1.00
CT032454	45° Curved Seat High Back	2.00	2.50		1.00
CT032455	45° Curved Seat Privacy Back	2.00	2.50		1.50
CT032456	45° Curved Seat Privacy Back	2.00	2.50		1.50

Description	① Model	Specifications	List Price Per Grade																								
Single Seat Bench 	CTL1200 · 20" seat width · recommended for modular configuration only · double cut veneer available; specify and add \$124 list	<table> <tr> <th>Dimensions</th><th>D</th><th>W</th><th>H</th></tr> <tr> <td>Overall</td><td>32</td><td>20</td><td>18</td></tr> <tr> <td>Seat</td><td>32</td><td>20</td><td>18</td></tr> <tr> <th>Upholstery</th><th colspan="3">Shipping</th></tr> <tr> <td>COM Ydg</td><td>2 ¼</td><td>Ctn Wt</td><td>55</td></tr> <tr> <td>COL Sq Ft</td><td>52</td><td>Cu Ft</td><td>7</td></tr> </table>	Dimensions	D	W	H	Overall	32	20	18	Seat	32	20	18	Upholstery	Shipping			COM Ydg	2 ¼	Ctn Wt	55	COL Sq Ft	52	Cu Ft	7	COM \$1,485 A \$1,538 B \$1,601 COL/C \$1,711 D \$1,850 E \$1,991 F \$2,212 G \$2,447 H \$2,698 I \$3,090 J \$3,556 L1 \$2,809 L2 \$3,133
Dimensions	D	W	H																								
Overall	32	20	18																								
Seat	32	20	18																								
Upholstery	Shipping																										
COM Ydg	2 ¼	Ctn Wt	55																								
COL Sq Ft	52	Cu Ft	7																								
Single Seat Bench 	CTL1300 · 30" seat width · double cut veneer available; specify and add \$124 list	<table> <tr> <th>Dimensions</th><th>D</th><th>W</th><th>H</th></tr> <tr> <td>Overall</td><td>32</td><td>30</td><td>18</td></tr> <tr> <td>Seat</td><td>32</td><td>30</td><td>18</td></tr> <tr> <th>Upholstery</th><th colspan="3">Shipping</th></tr> <tr> <td>COM Ydg</td><td>2 ¼</td><td>Ctn Wt</td><td>58</td></tr> <tr> <td>COL Sq Ft</td><td>52</td><td>Cu Ft</td><td>10</td></tr> </table>	Dimensions	D	W	H	Overall	32	30	18	Seat	32	30	18	Upholstery	Shipping			COM Ydg	2 ¼	Ctn Wt	58	COL Sq Ft	52	Cu Ft	10	COM \$1,501 A \$1,556 B \$1,616 COL/C \$1,728 D \$1,870 E \$2,010 F \$2,228 G \$2,464 H \$2,713 I \$3,105 J \$3,575 L1 \$2,824 L2 \$3,152
Dimensions	D	W	H																								
Overall	32	30	18																								
Seat	32	30	18																								
Upholstery	Shipping																										
COM Ydg	2 ¼	Ctn Wt	58																								
COL Sq Ft	52	Cu Ft	10																								
Single Seat Bench 	CTS320 · 32" seat width · attaches to lounge, bench or other linking units to form a 90° shaped connection · double cut veneer available; specify and add \$124 list	<table> <tr> <th>Dimensions</th><th>D</th><th>W</th><th>H</th></tr> <tr> <td>Overall</td><td>32</td><td>32</td><td>18</td></tr> <tr> <td>Seat</td><td>32</td><td>32</td><td>18</td></tr> <tr> <th>Upholstery</th><th colspan="3">Shipping</th></tr> <tr> <td>COM Ydg</td><td>2 ¼</td><td>Ctn Wt</td><td>73</td></tr> <tr> <td>COL Sq Ft</td><td>52</td><td>Cu Ft</td><td>10</td></tr> </table>	Dimensions	D	W	H	Overall	32	32	18	Seat	32	32	18	Upholstery	Shipping			COM Ydg	2 ¼	Ctn Wt	73	COL Sq Ft	52	Cu Ft	10	COM \$1,741 A \$1,800 B \$1,865 COL/C \$1,972 D \$2,113 E \$2,255 F \$2,474 G \$2,706 H \$2,958 I \$3,348 J \$3,819 L1 \$3,067 L2 \$3,395
Dimensions	D	W	H																								
Overall	32	32	18																								
Seat	32	32	18																								
Upholstery	Shipping																										
COM Ydg	2 ¼	Ctn Wt	73																								
COL Sq Ft	52	Cu Ft	10																								
Two Seat Bench 	CTL2200 · 20" individual seat width · double cut veneer available; specify and add \$124 list	<table> <tr> <th>Dimensions</th><th>D</th><th>W</th><th>H</th></tr> <tr> <td>Overall</td><td>32</td><td>40</td><td>18</td></tr> <tr> <td>Seat</td><td>32</td><td>40</td><td>18</td></tr> <tr> <th>Upholstery</th><th colspan="3">Shipping</th></tr> <tr> <td>COM Ydg</td><td>4 ½</td><td>Ctn Wt</td><td>79</td></tr> <tr> <td>COL Sq Ft</td><td>104</td><td>Cu Ft</td><td>13</td></tr> </table>	Dimensions	D	W	H	Overall	32	40	18	Seat	32	40	18	Upholstery	Shipping			COM Ydg	4 ½	Ctn Wt	79	COL Sq Ft	104	Cu Ft	13	COM \$2,665 A \$2,770 B \$2,894 COL/C \$3,113 D \$3,394 E \$3,679 F \$4,115 G \$4,586 H \$5,085 I \$5,869 J \$6,808 L1 \$5,306 L2 \$5,962
Dimensions	D	W	H																								
Overall	32	40	18																								
Seat	32	40	18																								
Upholstery	Shipping																										
COM Ydg	4 ½	Ctn Wt	79																								
COL Sq Ft	104	Cu Ft	13																								

Description	1 Model	Specifications				List Price Per Grade	
Two Seat Bench 	CTL2300 • 30" individual seat width • double cut veneer available; specify and add \$124 list	Dimensions	D	W	H	COM	\$2,693
		Overall	32	60	18	A	\$2,797
		Seat	32	60	18	B	\$2,922
		Upholstery	Shipping			COL/C	\$3,142
		COM Ydg	4 ½	Ctn Wt	100	D	\$3,425
		COL Sq Ft	104	Cu Ft	19	E	\$3,703
						F	\$4,145
						G	\$4,613
						H	\$5,113
						I	\$5,898
Three Seat Bench 	CTL3200 • 20" individual seat width • double cut veneer available; specify and add \$124 list	Dimensions	D	W	H	COM	\$3,844
		Overall	32	60	18	A	\$3,998
		Seat	32	60	18	B	\$4,185
		Upholstery	Shipping			COL/C	\$4,515
		COM Ydg	6 ¾	Ctn Wt	113	D	\$4,934
		COL Sq Ft	156	Cu Ft	19	E	\$5,359
						F	\$6,016
						G	\$6,721
						H	\$7,473
						I	\$8,646
Three Seat Bench 	CTL3300 • 30" individual seat width • double cut veneer available; specify and add \$124 list	Dimensions	D	W	H	COM	\$3,887
		Overall	32	90	18	A	\$4,043
		Seat	32	90	18	B	\$4,230
		Upholstery	Shipping			COL/C	\$4,558
		COM Ydg	6 ¾	Ctn Wt	158	D	\$4,980
		COL Sq Ft	156	Cu Ft	28	E	\$5,403
						F	\$6,061
						G	\$6,765
						H	\$7,518
						I	\$8,694

To Order, Specify:

- Model Number
- Wood Species - Cherry (CH1), Maple (MA1), Walnut (WA1) or Double Cut (DC1)
- Wood Finish
- Fabric Selection - vendor, pattern and color
- Metal Leg Color - Black Sandtex (BSX), Pewter (PEW), Soft Nickel (SNK) or Stardust Silver (STS)
- Optional Rubber Cushion Nylon Glides - no upcharge
- Product Options

3 Wood Finish Options:**Cherry**

BRL Barley
 BBM Bourbon Medium
 BRM Brighton Medium
 CLA Classic
 CLL Collectors
 EAR Earthy
 HRV Harvest
 LGC Legacy
 PRL Praline
 SAF Saffron

Double Cut

COF Coffee
 CRM Cremello
 FOS Fossil
 GRH Graphite
 KHK Khaki
 STU Studio Teak

Maple

ALM Ale Medium
 BUT Butterscotch
 CIN Cinnamon
 FLX Flax
 VEN Venetian
 TOF Toffee
 TRF Truffle

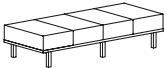
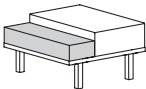
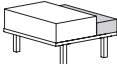
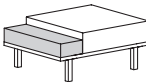

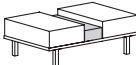
Walnut

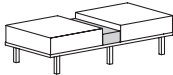
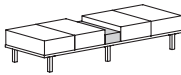

AUB Auburn
 ESP Espresso
 MCH Mocha
 NTO Night Owl
 SIE Sienna

Specifications

- Wood species - Cherry, Maple, Walnut or Double Cut.
- Seat has synthetic sheet webbing with cross strap reinforcement, 4 ¼" high density polyurethane foam.
- Plywood construction with locking tenons, glue and screws.
- Linking bracket included.
- Metal legs are 16 gauge steel tube with metal leveling glides.

- Visit www.jsifurniture.com/finishes-and-materials/textiles for our textiles program. See selection of standard and graded in manufacturers and patterns.

Description	① Model	Specifications	List Price Per Grade																								
Four Seat Bench	CTL4200																										
	<ul style="list-style-type: none">20" individual seat widthdouble cut veneer available; specify and add \$124 list	<table><tr><th>Dimensions</th><th>D</th><th>W</th><th>H</th></tr><tr><td>Overall</td><td>32</td><td>80</td><td>18</td></tr><tr><td>Seat</td><td>32</td><td>80</td><td>18</td></tr><tr><th>Upholstery</th><th colspan="3">Shipping</th></tr><tr><td>COM Ydg</td><td>9</td><td>Ctn Wt</td><td>146</td></tr><tr><td>COL Sq Ft</td><td>207</td><td>Cu Ft</td><td>25</td></tr></table>	Dimensions	D	W	H	Overall	32	80	18	Seat	32	80	18	Upholstery	Shipping			COM Ydg	9	Ctn Wt	146	COL Sq Ft	207	Cu Ft	25	COM \$4,729 A \$4,927 B \$5,180 COL/C \$5,617 D \$6,181 E \$6,744 F \$7,619 G \$8,560 H \$9,562 I \$11,126 J \$13,004 L1 \$10,000 L2 \$11,313
Dimensions	D	W	H																								
Overall	32	80	18																								
Seat	32	80	18																								
Upholstery	Shipping																										
COM Ydg	9	Ctn Wt	146																								
COL Sq Ft	207	Cu Ft	25																								
Single Seat Bench with End Table	CTL1200CR CTL1200CL																										
 CTL1200CR right	<ul style="list-style-type: none">20" seat width10" table widthdouble cut veneer available; specify and add \$186 list	<table><tr><th>Dimensions</th><th>D</th><th>W</th><th>H</th></tr><tr><td>Overall</td><td>32</td><td>30</td><td>18</td></tr><tr><td>Seat</td><td>32</td><td>20</td><td>18</td></tr><tr><th>Upholstery</th><th colspan="3">Shipping</th></tr><tr><td>COM Ydg</td><td>2 ¼</td><td>Ctn Wt</td><td>75</td></tr><tr><td>COL Sq Ft</td><td>52</td><td>Cu Ft</td><td>10</td></tr></table>	Dimensions	D	W	H	Overall	32	30	18	Seat	32	20	18	Upholstery	Shipping			COM Ydg	2 ¼	Ctn Wt	75	COL Sq Ft	52	Cu Ft	10	COM \$1,785 A \$1,841 B \$1,906 COL/C \$2,015 D \$2,155 E \$2,297 F \$2,515 G \$2,750 H \$3,001 I \$3,392 J \$3,860 L1 \$3,111 L2 \$3,437
Dimensions	D	W	H																								
Overall	32	30	18																								
Seat	32	20	18																								
Upholstery	Shipping																										
COM Ydg	2 ¼	Ctn Wt	75																								
COL Sq Ft	52	Cu Ft	10																								
 CTL1200CL left																											
Single Seat Bench with End Table	CTL1300CR CTL1300CL																										
 CTL1300CR right	<ul style="list-style-type: none">30" seat width10" table widthdouble cut veneer available; specify and add \$186 list	<table><tr><th>Dimensions</th><th>D</th><th>W</th><th>H</th></tr><tr><td>Overall</td><td>32</td><td>40</td><td>18</td></tr><tr><td>Seat</td><td>32</td><td>30</td><td>18</td></tr><tr><th>Upholstery</th><th colspan="3">Shipping</th></tr><tr><td>COM Ydg</td><td>2 ¼</td><td>Ctn Wt</td><td>85</td></tr><tr><td>COL Sq Ft</td><td>52</td><td>Cu Ft</td><td>13</td></tr></table>	Dimensions	D	W	H	Overall	32	40	18	Seat	32	30	18	Upholstery	Shipping			COM Ydg	2 ¼	Ctn Wt	85	COL Sq Ft	52	Cu Ft	13	COM \$1,883 A \$1,943 B \$2,005 COL/C \$2,116 D \$2,258 E \$2,398 F \$2,619 G \$2,855 H \$3,103 I \$3,494 J \$3,964 L1 \$3,212 L2 \$3,540
Dimensions	D	W	H																								
Overall	32	40	18																								
Seat	32	30	18																								
Upholstery	Shipping																										
COM Ydg	2 ¼	Ctn Wt	85																								
COL Sq Ft	52	Cu Ft	13																								
 CTL1300CL left																											
Two Seat Bench with Center Console	CTL2200CC																										
	<ul style="list-style-type: none">20" individual seat width10" wide center consoledouble cut veneer available; specify and add \$186 list	<table><tr><th>Dimensions</th><th>D</th><th>W</th><th>H</th></tr><tr><td>Overall</td><td>32</td><td>50</td><td>18</td></tr><tr><td>Seat</td><td>32</td><td>40</td><td>18</td></tr><tr><th>Upholstery</th><th colspan="3">Shipping</th></tr><tr><td>COM Ydg</td><td>4 ½</td><td>Ctn Wt</td><td>96</td></tr><tr><td>COL Sq Ft</td><td>104</td><td>Cu Ft</td><td>16</td></tr></table>	Dimensions	D	W	H	Overall	32	50	18	Seat	32	40	18	Upholstery	Shipping			COM Ydg	4 ½	Ctn Wt	96	COL Sq Ft	104	Cu Ft	16	COM \$2,840 A \$2,948 B \$3,073 COL/C \$3,292 D \$3,575 E \$3,856 F \$4,295 G \$4,764 H \$5,263 I \$6,048 J \$6,987 L1 \$5,483 L2 \$6,142
Dimensions	D	W	H																								
Overall	32	50	18																								
Seat	32	40	18																								
Upholstery	Shipping																										
COM Ydg	4 ½	Ctn Wt	96																								
COL Sq Ft	104	Cu Ft	16																								

Description	① Model	Specifications				List Price Per Grade	
Two Seat Bench with Center Console 	CTL2300CC • 30" individual seat width • 10" wide center console • double cut veneer available; specify and add \$186 list	Dimensions	D	W	H	COM	\$3,050
		Overall	32	70	18	A	\$3,158
		Seat	32	60	18	B	\$3,286
		Upholstery	Shipping			COL/C	\$3,502
		COM Ydg	4 ½	Ctn Wt	117	D	\$3,785
		COL Sq Ft	104	Cu Ft	22	E	\$4,066
						F	\$4,503
						G	\$4,974
						H	\$5,475
						I	\$6,258
Four Seat Bench with Center Console 	CTL4200CC • 20" individual seat width • 10" wide center console • double cut veneer available; specify and add \$186 list	Dimensions	D	W	H	COM	\$4,965
		Overall	32	90	18	A	\$5,164
		Seat	32	80	18	B	\$5,418
		Upholstery	Shipping			COL/C	\$5,854
		COM Ydg	9	Ctn Wt	163	D	\$6,419
		COL Sq Ft	207	Cu Ft	28	E	\$6,981
						F	\$7,857
						G	\$8,797
						H	\$9,799
						I	\$11,365
90° Curved Bench 	CTI32120 • 12" inside radius • 44" outside radius • double cut veneer available; specify and add \$124 list	Dimensions	D	W	H	COM	\$2,296
		Overall	32		18	A	\$2,364
		Seat	32		18	B	\$2,435
		Upholstery	Shipping			COL/C	\$2,555
		COM Ydg	2 ½	Ctn Wt	65	D	\$2,713
		COL Sq Ft	58	Cu Ft	23	E	\$2,868
						F	\$3,112
						G	\$3,375
						H	\$3,651
						I	\$4,087
						J	\$4,608
						L1	\$3,773
						L2	\$4,139

To Order, Specify:

- ① Model Number
- ② Wood Species - Cherry (CH1), Maple (MA1), Walnut (WA1) or Double Cut (DC1)
- ③ Wood Finish
- ④ Fabric Selection - vendor, pattern and color
- ⑤ Metal Leg Color - Black Sandtex (BSX), Pewter (PEW), Soft Nickel (SNK) or Stardust Silver (STS)
- ⑥ Optional Power Center - Flush Mount (EC22) - Black (B) or White (W); \$668 list each, see page CT3 for location availability
- ⑦ Optional Drink Holders (DH) - add \$234 list
- ⑧ Optional Coordinating Wood Grain Laminate Available on Table Top - no upcharge. Finishes with an asterisk have a coordinating laminate available.
- ⑨ Optional Rubber Cushion Nylon Glides - no upcharge
- ⑩ Product Options

③ Wood Finish Options:**Cherry**

BRL Barley
 BBM Bourbon Medium
 BRM Brighton Medium
 CLA Classic
 CLL Collectors*
 EAR Earthy
 HRV Harvest*
 LGC Legacy
 PRL Praline*
 SAF Saffron

Double Cut

COF Coffee
 CRM Cremello
 FOS Fossil
 GRH Graphite
 KHK Khaki
 STU Studio Teak

Maple

ALM Ale Medium
 BUT Butterscotch
 CIN Cinnamon
 FLX Flax
 VEN Venetian
 TOF Toffee
 TRF Truffle*

*finishes with coordinating laminate top option

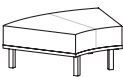
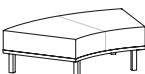


Walnut



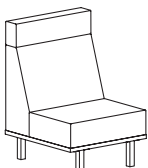
AUB Auburn
 ESP Espresso
 MCH Mocha*
 NTO Night Owl*
 SIE Sienna*

Specifications

- Wood species - Cherry, Maple, Walnut or Double Cut.
- Seat has synthetic sheet webbing with cross strap reinforcement, 4 ¼" high density polyurethane foam.
- Plywood construction with locking tenons, glue and screws.
- Linking bracket included.
- Metal legs are 16 gauge steel tube with metal leveling glides.

- ④ Visit www.jsifurniture.com/finishes-and-materials/textiles for our textiles program. See selection of standard and graded in manufacturers and patterns

Description	① Model	Specifications	List Price Per Grade																										
45° Curved Bench 	CTI32300 <ul style="list-style-type: none">· 30" inside radius· 66" outside radius· double cut veneer available; specify and add \$124 list	<table><tr><th>Dimensions</th><th>D</th><th>W</th><th>H</th></tr><tr><td>Overall</td><td>32</td><td></td><td>18</td></tr><tr><td>Seat</td><td>32</td><td></td><td>18</td></tr><tr><td colspan="2">Upholstery</td><td colspan="2">Shipping</td></tr><tr><td>COM Ydg</td><td>2</td><td>Ctn Wt</td><td>62</td></tr><tr><td>COL Sq Ft</td><td>46</td><td>Cu Ft</td><td>18</td></tr></table>	Dimensions	D	W	H	Overall	32		18	Seat	32		18	Upholstery		Shipping		COM Ydg	2	Ctn Wt	62	COL Sq Ft	46	Cu Ft	18	COM \$2,296 A \$2,358 B \$2,412 COL/C \$2,510 D \$2,634 E \$2,761 F \$2,954 G \$3,164 H \$3,388 I \$3,734 J \$4,153 L1 \$3,485 L2 \$3,775		
		Dimensions	D	W	H																								
		Overall	32		18																								
		Seat	32		18																								
		Upholstery		Shipping																									
		COM Ydg	2	Ctn Wt	62																								
		COL Sq Ft	46	Cu Ft	18																								
		45° Curved Bench 	CTI32450 <ul style="list-style-type: none">· 45" inside radius· 77" outside radius· double cut veneer available; specify and add \$124 list	<table><tr><th>Dimensions</th><th>D</th><th>W</th><th>H</th></tr><tr><td>Overall</td><td>32</td><td></td><td>18</td></tr><tr><td>Seat</td><td>32</td><td></td><td>18</td></tr><tr><td colspan="2">Upholstery</td><td colspan="2">Shipping</td></tr><tr><td>COM Ydg</td><td>2 ½</td><td>Ctn Wt</td><td>65</td></tr><tr><td>COL Sq Ft</td><td>58</td><td>Cu Ft</td><td>22</td></tr></table>	Dimensions	D	W	H	Overall	32		18	Seat	32		18	Upholstery		Shipping		COM Ydg	2 ½	Ctn Wt	65	COL Sq Ft	58	Cu Ft	22	COM \$2,296 A \$2,364 B \$2,435 COL/C \$2,555 D \$2,713 E \$2,868 F \$3,112 G \$3,375 H \$3,651 I \$4,087 J \$4,608 L1 \$3,773 L2 \$4,139
				Dimensions	D	W	H																						
				Overall	32		18																						
Seat	32				18																								
Upholstery				Shipping																									
COM Ydg	2 ½			Ctn Wt	65																								
COL Sq Ft	58			Cu Ft	22																								
Quarter Round Bench 	CTW900 <ul style="list-style-type: none">· 32" seat width· fully upholstered· double cut veneer available; specify and add \$124 list			<table><tr><th>Dimensions</th><th>D</th><th>W</th><th>H</th></tr><tr><td>Overall</td><td>32</td><td></td><td>18</td></tr><tr><td>Seat</td><td>32</td><td></td><td>18</td></tr><tr><td colspan="2">Upholstery</td><td colspan="2">Shipping</td></tr><tr><td>COM Ydg</td><td>2</td><td>Ctn Wt</td><td>58</td></tr><tr><td>COL Sq Ft</td><td>46</td><td>Cu Ft</td><td>11</td></tr></table>	Dimensions	D	W	H	Overall	32		18	Seat	32		18	Upholstery		Shipping		COM Ydg	2	Ctn Wt	58	COL Sq Ft	46	Cu Ft	11	COM \$1,525 A \$1,576 B \$1,634 COL/C \$1,729 D \$1,852 E \$1,981 F \$2,173 G \$2,383 H \$2,605 I \$2,953 J \$3,369 L1 \$2,703 L2 \$2,998
				Dimensions	D	W	H																						
				Overall	32		18																						
		Seat	32		18																								
		Upholstery		Shipping																									
		COM Ydg	2	Ctn Wt	58																								
		COL Sq Ft	46	Cu Ft	11																								
		Single Seat Low Back 	CTL1201 <ul style="list-style-type: none">· armless· 20" seat width· COM based on single fabric· multiple fabrics, see pages CT6–CT8 for yardage requirements· double cut veneer available; specify and add \$124 list	<table><tr><th>Dimensions</th><th>D</th><th>W</th><th>H</th></tr><tr><td>Overall</td><td>32</td><td>20</td><td>30 ½</td></tr><tr><td>Seat</td><td>20</td><td>20</td><td>18</td></tr><tr><td colspan="2">Upholstery</td><td colspan="2">Shipping</td></tr><tr><td>COM Ydg</td><td>3 ½</td><td>Ctn Wt</td><td>66</td></tr><tr><td>COL Sq Ft</td><td>81</td><td>Cu Ft</td><td>11</td></tr></table>	Dimensions	D	W	H	Overall	32	20	30 ½	Seat	20	20	18	Upholstery		Shipping		COM Ydg	3 ½	Ctn Wt	66	COL Sq Ft	81	Cu Ft	11	COM \$1,538 A \$1,611 B \$1,708 COL/C \$1,878 D \$2,097 E \$2,317 F \$2,658 G \$3,021 H \$3,412 I \$4,021 J \$4,752 L1 \$3,583 L2 \$4,094
				Dimensions	D	W	H																						
				Overall	32	20	30 ½																						
Seat	20			20	18																								
Upholstery				Shipping																									
COM Ydg	3 ½			Ctn Wt	66																								
COL Sq Ft	81			Cu Ft	11																								

Description	1 Model	Specifications	List Price Per Grade
Single Seat Low Back 	CTL1301 <ul style="list-style-type: none"> armless 30" seat width COM based on single fabric multiple fabrics, see pages CT6-CT8 for yardage requirements double cut veneer available; specify and add \$124 list 	Dimensions	COM \$1,674
		Overall	A \$1,750
		Seat	B \$1,845
			COL/C \$2,017
		Upholstery	D \$2,237
		COM Ydg	E \$2,454
		COL Sq Ft	F \$2,795
			G \$3,161
			H \$3,549
			I \$4,159
Single Seat Mid Back 	CTL1302 <ul style="list-style-type: none"> armless 30" seat width COM based on single fabric multiple fabrics, see pages CT6-CT8 for yardage requirements double cut veneer available; specify and add \$124 list 	Dimensions	COM \$1,864
		Overall	A \$1,942
		Seat	B \$2,048
			COL/C \$2,228
		Upholstery	D \$2,464
		COM Ydg	E \$2,699
		COL Sq Ft	F \$3,064
			G \$3,454
			H \$3,873
			I \$4,526
Single Seat High Back 	CTL1303 <ul style="list-style-type: none"> armless 30" seat width 7" high headrest COM based on single fabric multiple fabrics, see pages CT6-CT8 for yardage requirements double cut veneer available; specify and add \$124 list 	Dimensions	COM \$2,049
		Overall	A \$2,143
		Seat	B \$2,267
			COL/C \$2,484
		Upholstery	D \$2,770
		COM Ydg	E \$3,050
		COL Sq Ft	F \$3,490
			G \$3,959
			H \$4,457
			I \$5,242

To Order, Specify:

- Model Number
- Wood Species - Cherry (CH1), Maple (MA1), Walnut (WA1) or Double Cut (DC1)
- Wood Finish
- Fabric Selection - vendor, pattern and color
 - Seat
 - Back
- Metal Leg Color - Black Sandtex (BSX), Pewter (PEW), Soft Nickel (SNK) or Stardust Silver (STS)
- Optional Rubber Cushion Nylon Glides - no upcharge

3 Wood Finish Options:

Cherry
 BRL Barley
 BBM Bourbon Medium
 BRM Brighton Medium
 CLA Classic
 CLL Collectors
 EAR Earthy
 HRV Harvest
 LGC Legacy
 PRL Praline
 SAF Saffron

Double Cut
 COF Coffee
 CRM Cremello
 FOS Fossil
 GRH Graphite
 KHK Khaki
 STU Studio Teak




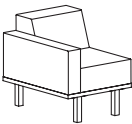

Maple
 ALM Ale Medium
 BUT Butterscotch
 CIN Cinnamon
 FLX Flax
 VEN Venetian
 TOF Toffee
 TRF Truffle

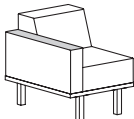
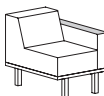
Walnut
 AUB Auburn
 ESP Espresso
 MCH Mocha
 NTO Night Owl
 SIE Sienna

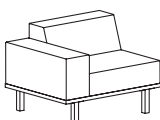
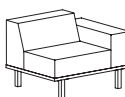
Specifications

- Wood species - Cherry, Maple, Walnut or Double Cut.
- Seat has synthetic sheet webbing with cross strap reinforcement, 4 1/4" high density polyurethane foam.
- Back has high density polyurethane foam.
- Plywood construction with locking tenons, glue and screws.
- Linking bracket included.
- Metal legs are 16 gauge steel tube with metal leveling glides.

- Visit www.jsifurniture.com/finishes-and-materials/textiles for our textiles program. See selection of standard and graded in manufacturers and patterns

Description	① Model	Specifications	List Price Per Grade
Single Seat High Back with Stand Up Surface 	CTL1304 <ul style="list-style-type: none"> · armless · stand up surface corner; specify square (S) no upcharge or rounded (R) add \$47 list · 30" seat width · 7" high headrest · 41 ¾" high stand up surface · COM based on single fabric · multiple fabrics, see pages CT6-CT8 for yardage requirements · double cut veneer available; specify and add \$124 list 	Dimensions D W H	COM \$3,181 A \$3,292 B \$3,417 COL/C \$3,638 D \$3,918 E \$4,200 F \$4,638 G \$5,108 H \$5,609 I \$6,391 J \$7,331 L1 \$5,827 L2 \$6,486
		Overall 42 30 44 ½ Seat 20 30 18 Upholstery COM Ydg 4 ½ Ctn Wt 125 COL Sq Ft 104 Cu Ft 34	
Single Seat Privacy Back 	CTL1305 <ul style="list-style-type: none"> · armless · 30" seat width · 14" high headrest · COM based on single fabric · multiple fabrics, see pages CT6-CT8 for yardage requirements · double cut veneer available; specify and add \$124 list 	Dimensions D W H	COM \$2,234 A \$2,340 B \$2,478 COL/C \$2,722 D \$3,035 E \$3,346 F \$3,835 G \$4,357 H \$4,914 I \$5,782 J \$6,826 L1 \$5,156 L2 \$5,885
		Overall 32 30 51 ½ Seat 20 30 18 Upholstery COM Ydg 5 Ctn Wt 93 COL Sq Ft 115 Cu Ft 29	
Single Seat Privacy Back with Stand Up Surface 	CTL1306 <ul style="list-style-type: none"> · armless · stand up surface corner; specify square (S) no upcharge or rounded (R) add \$47 list · 30" seat width · 14" high headrest · 41 ¾" high stand up surface · COM based on single fabric · multiple fabrics, see pages CT6-CT8 for yardage requirements · double cut veneer available; specify and add \$124 list 	Dimensions D W H	COM \$3,367 A \$3,490 B \$3,628 COL/C \$3,871 D \$4,184 E \$4,497 F \$4,985 G \$5,508 H \$6,063 I \$6,934 J \$7,975 L1 \$6,305 L2 \$7,037
		Overall 42 30 51 ½ Seat 20 30 18 Upholstery COM Ydg 5 Ctn Wt 128 COL Sq Ft 115 Cu Ft 39	
Single Seat Low Back  CTL1201UR right  CTL1201UL left	CTL1201UR CTL1201UL <ul style="list-style-type: none"> · upholstered arm · 5" arm width · 20" seat width · COM based on single fabric · multiple fabrics, see pages CT6-CT8 for yardage requirements · double cut veneer available; specify and add \$124 list 	Dimensions D W H	COM \$2,142 A \$2,244 B \$2,383 COL/C \$2,626 D \$2,939 E \$3,251 F \$3,738 G \$4,260 H \$4,817 I \$5,687 J \$6,729 L1 \$5,062 L2 \$5,790
		Overall 32 25 30 ½ Seat 20 20 18 Arm 5 24 ½ Upholstery COM Ydg 5 Ctn Wt 72 COL Sq Ft 115 Cu Ft 14	

Description	Model	Specifications	List Price Per Grade																												
Single Seat Low Back	CTL1201WR	<table><thead><tr><th>Dimensions</th><th>D</th><th>W</th><th>H</th></tr></thead><tbody><tr><td>Overall</td><td>32</td><td>25</td><td>30 ½</td></tr><tr><td>Seat</td><td>20</td><td>20</td><td>18</td></tr><tr><td>Arm</td><td></td><td>5</td><td>25</td></tr><tr><th colspan="2">Upholstery</th><th colspan="2">Shipping</th></tr><tr><td>COM Ydg</td><td>5</td><td>Ctn Wt</td><td>77</td></tr><tr><td>COL Sq Ft</td><td>115</td><td>Cu Ft</td><td>14</td></tr></tbody></table>	Dimensions	D	W	H	Overall	32	25	30 ½	Seat	20	20	18	Arm		5	25	Upholstery		Shipping		COM Ydg	5	Ctn Wt	77	COL Sq Ft	115	Cu Ft	14	COM \$2,325
	Dimensions		D	W	H																										
Overall	32	25	30 ½																												
Seat	20	20	18																												
Arm		5	25																												
Upholstery		Shipping																													
COM Ydg	5	Ctn Wt	77																												
COL Sq Ft	115	Cu Ft	14																												
	CTL1201WL	<ul style="list-style-type: none">• wood cap arm• 5" arm width• 20" seat width• COM based on single fabric• multiple fabrics, see pages CT6-CT8 for yardage requirements• double cut veneer available; specify and add \$159 list	A \$2,434																												
	CTL1201WR		B \$2,572																												
right			COL/C \$2,814																												
	CTL1201WL		D \$3,127																												
left			E \$3,439																												
			F \$3,928																												
			G \$4,448																												
			H \$5,006																												
			I \$5,875																												
			J \$6,919																												
			L1 \$5,248																												
			L2 \$5,978																												

Single Seat Low Back	CTL1301UR	<table><thead><tr><th>Dimensions</th><th>D</th><th>W</th><th>H</th></tr></thead><tbody><tr><td>Overall</td><td>32</td><td>40</td><td>30 ½</td></tr><tr><td>Seat</td><td>20</td><td>30</td><td>18</td></tr><tr><td>Arm</td><td></td><td>10</td><td>24 ½</td></tr><tr><th colspan="2">Upholstery</th><th colspan="2">Shipping</th></tr><tr><td>COM Ydg</td><td>5</td><td>Ctn Wt</td><td>104</td></tr><tr><td>COL Sq Ft</td><td>115</td><td>Cu Ft</td><td>21</td></tr></tbody></table>	Dimensions	D	W	H	Overall	32	40	30 ½	Seat	20	30	18	Arm		10	24 ½	Upholstery		Shipping		COM Ydg	5	Ctn Wt	104	COL Sq Ft	115	Cu Ft	21	COM \$2,322
	Dimensions		D	W	H																										
Overall	32	40	30 ½																												
Seat	20	30	18																												
Arm		10	24 ½																												
Upholstery		Shipping																													
COM Ydg	5	Ctn Wt	104																												
COL Sq Ft	115	Cu Ft	21																												
	CTL1301UL	<ul style="list-style-type: none">• upholstered arm• 10" arm width• 30" seat width• COM based on single fabric• multiple fabrics, see pages CT6-CT8 for yardage requirements• double cut veneer available; specify and add \$124 list	A \$2,428																												
	CTL1301UR		B \$2,565																												
right			COL/C \$2,810																												
	CTL1301UL		D \$3,122																												
left			E \$3,434																												
			F \$3,924																												
			G \$4,444																												
			H \$5,001																												
			I \$5,871																												
			J \$6,914																												
			L1 \$5,244																												
			L2 \$5,974																												

To Order, Specify:

- 1 Model Number
- 2 Wood Species - Cherry (CH1), Maple (MA1), Walnut (WA1) or Double Cut (DC1)
- 3 Wood Finish
- 4 Laminate Color Selection (Stand Up Surface)
- 5 Surface Corners (Stand Up Surface) - Square (S), no upcharge or Rounded (R), add \$47 list
- 6 Fabric Selection - vendor, pattern and color
 - A. Seat
 - B. Back
 - C. Arm
 - D. Headrest
- 7 Metal Leg Color - Black Sandtex (BSX), Pewter (PEW), Soft Nickel (SNK) or Stardust Silver (STS)
- 8 Optional Power Center - Flush Mount (EC22) - Black (B) or White (W); \$668 list each, see page CT3 for location availability
- 9 Arm Cap - Wood (M) or Black 3D Laminate (B3L)
- 10 Optional Drink Holder (DH) - add \$117 list each
- 11 Optional Tablet Arm - indicate left (TBL) or right arm (TBR); flat cut add \$646 list, double cut add \$674 list
- 12 Optional Coordinating Wood Grain Laminate Available on Wood Cap Arm - no upcharge. Finishes with an asterisk have a coordinating laminate available.
- 13 Optional Rubber Cushion Nylon Glides - no upcharge

3 Wood Finish Options:

Cherry	Maple	Walnut
BRL Barley	ALM Ale Medium	AUB Auburn
BBM Bourbon Medium	BUT Butterscotch	ESP Espresso
BRM Brighton Medium	CIN Cinnamon	MCH Mocha*
CLA Classic	FLX Flax	NTO Night Owl*
CLL Collectors*	VEN Venetian	SIE Sienna*
EAR Earthy	TOF Toffee	
HRV Harvest*	TRF Truffle*	
LGC Legacy		
PRL Praline*	*finishes with coordinating laminate top option	
SAF Saffron		
Double Cut		
COF Coffee	GRH Graphite	
CRM Cremello	KHK Khaki	
FOS Fossil	STU Studio Teak	

4 Laminate Color Selection (Stand Up Surface)

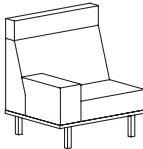

AGA Aged Ash	BGL Brighton Light	PIN Pinnacle Walnut
ALB Alabaster	CLL Collectors	SHD Shadow
ALL Ale Light	DWH Designer White	SLG Slate Grey
BLO Blonde Echo	FLO Florence Walnut	STU Studio Teak
BOL Bourbon Light	GRH Graphite	VIN Vintage
BZW Brazilwood	HGL High Line	WLH Walnut Heights
BBL Bridal Blanco	OAT Oatmeal Cookie	WEA Weathered Ash

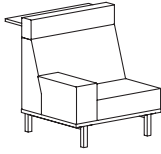
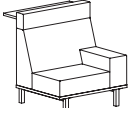
Specifications

- Wood species - Cherry, Maple, Walnut or Double Cut.
- Seat has synthetic sheet webbing with cross strap reinforcement, 4 ¼" high density polyurethane foam.
- Back has high density polyurethane foam.
- Arms have ¾" thick top and ¼" thick side high density polyurethane foam.
- Plywood construction with locking tenons, glue and screws.
- Linking bracket included.
- Metal legs are 16 gauge steel tube with metal leveling glides.
- ¾" thick 10" deep laminate stand up surface with coordinating 3mm PVC edge supported by steel columns, 42" surface height.

5 Visit www.jsifurniture.com/finishes-and-materials/textiles for our textiles program. See selection of standard and graded in manufacturers and patterns.

Description	① Model	Specifications	List Price Per Grade																																																						
Single Seat Low Back	<div>CTL1301WR</div> <div>CTL1301WL</div> <ul style="list-style-type: none">• wood cap arm• 10" arm width• 30" seat width• COM based on single fabric• multiple fabrics, see pages CT6-CT8 for yardage requirements• double cut veneer available; specify and add \$159 list	<table><tr><th>Dimensions</th><th>D</th><th>W</th><th>H</th></tr><tr><td>Overall</td><td>32</td><td>40</td><td>30 ½</td></tr><tr><td>Seat</td><td>20</td><td>30</td><td>18</td></tr><tr><td>Arm</td><td></td><td>10</td><td>25</td></tr><tr><th>Upholstery</th><th colspan="3">Shipping</th></tr><tr><td>COM Ydg</td><td>5</td><td>Ctn Wt</td><td>109</td></tr><tr><td>COL Sq Ft</td><td>115</td><td>Cu Ft</td><td>21</td></tr></table>	Dimensions	D	W	H	Overall	32	40	30 ½	Seat	20	30	18	Arm		10	25	Upholstery	Shipping			COM Ydg	5	Ctn Wt	109	COL Sq Ft	115	Cu Ft	21	<table><tr><td>COM</td><td>\$2,507</td></tr><tr><td>A</td><td>\$2,617</td></tr><tr><td>B</td><td>\$2,752</td></tr><tr><td>COL/C</td><td>\$2,999</td></tr><tr><td>D</td><td>\$3,310</td></tr><tr><td>E</td><td>\$3,624</td></tr><tr><td>F</td><td>\$4,112</td></tr><tr><td>G</td><td>\$4,633</td></tr><tr><td>H</td><td>\$5,190</td></tr><tr><td>I</td><td>\$6,060</td></tr><tr><td>J</td><td>\$7,102</td></tr><tr><td>L1</td><td>\$5,432</td></tr><tr><td>L2</td><td>\$6,161</td></tr></table>	COM	\$2,507	A	\$2,617	B	\$2,752	COL/C	\$2,999	D	\$3,310	E	\$3,624	F	\$4,112	G	\$4,633	H	\$5,190	I	\$6,060	J	\$7,102	L1	\$5,432	L2	\$6,161
		Dimensions	D	W	H																																																				
Overall	32	40	30 ½																																																						
Seat	20	30	18																																																						
Arm		10	25																																																						
Upholstery	Shipping																																																								
COM Ydg	5	Ctn Wt	109																																																						
COL Sq Ft	115	Cu Ft	21																																																						
COM	\$2,507																																																								
A	\$2,617																																																								
B	\$2,752																																																								
COL/C	\$2,999																																																								
D	\$3,310																																																								
E	\$3,624																																																								
F	\$4,112																																																								
G	\$4,633																																																								
H	\$5,190																																																								
I	\$6,060																																																								
J	\$7,102																																																								
L1	\$5,432																																																								
L2	\$6,161																																																								
Single Seat Mid Back	<div>CTL1302UR</div> <div>CTL1302UL</div> <ul style="list-style-type: none">• upholstered arm• 10" arm width• 30" seat width• COM based on single fabric• multiple fabrics, see pages CT6-CT8 for yardage requirements• double cut veneer available; specify and add \$124 list	<table><tr><th>Dimensions</th><th>D</th><th>W</th><th>H</th></tr><tr><td>Overall</td><td>32</td><td>40</td><td>37 ½</td></tr><tr><td>Seat</td><td>20</td><td>30</td><td>18</td></tr><tr><td>Arm</td><td></td><td>10</td><td>24 ½</td></tr><tr><th>Upholstery</th><th colspan="3">Shipping</th></tr><tr><td>COM Ydg</td><td>5 ¼</td><td>Ctn Wt</td><td>104</td></tr><tr><td>COL Sq Ft</td><td>121</td><td>Cu Ft</td><td>27</td></tr></table>	Dimensions	D	W	H	Overall	32	40	37 ½	Seat	20	30	18	Arm		10	24 ½	Upholstery	Shipping			COM Ydg	5 ¼	Ctn Wt	104	COL Sq Ft	121	Cu Ft	27	<table><tr><td>COM</td><td>\$2,508</td></tr><tr><td>A</td><td>\$2,621</td></tr><tr><td>B</td><td>\$2,765</td></tr><tr><td>COL/C</td><td>\$3,020</td></tr><tr><td>D</td><td>\$3,348</td></tr><tr><td>E</td><td>\$3,680</td></tr><tr><td>F</td><td>\$4,191</td></tr><tr><td>G</td><td>\$4,738</td></tr><tr><td>H</td><td>\$5,323</td></tr><tr><td>I</td><td>\$6,237</td></tr><tr><td>J</td><td>\$7,332</td></tr><tr><td>L1</td><td>\$5,580</td></tr><tr><td>L2</td><td>\$6,347</td></tr></table>	COM	\$2,508	A	\$2,621	B	\$2,765	COL/C	\$3,020	D	\$3,348	E	\$3,680	F	\$4,191	G	\$4,738	H	\$5,323	I	\$6,237	J	\$7,332	L1	\$5,580	L2	\$6,347
Dimensions	D	W	H																																																						
Overall	32	40	37 ½																																																						
Seat	20	30	18																																																						
Arm		10	24 ½																																																						
Upholstery	Shipping																																																								
COM Ydg	5 ¼	Ctn Wt	104																																																						
COL Sq Ft	121	Cu Ft	27																																																						
COM	\$2,508																																																								
A	\$2,621																																																								
B	\$2,765																																																								
COL/C	\$3,020																																																								
D	\$3,348																																																								
E	\$3,680																																																								
F	\$4,191																																																								
G	\$4,738																																																								
H	\$5,323																																																								
I	\$6,237																																																								
J	\$7,332																																																								
L1	\$5,580																																																								
L2	\$6,347																																																								
Single Seat Mid Back	<div>CTL1302WR</div> <div>CTL1302WL</div> <ul style="list-style-type: none">• wood cap arm• 10" arm width• 30" seat width• COM based on single fabric• multiple fabrics, see pages CT6-CT8 for yardage requirements• double cut veneer available; specify and add \$159 list	<table><tr><th>Dimensions</th><th>D</th><th>W</th><th>H</th></tr><tr><td>Overall</td><td>32</td><td>40</td><td>37 ½</td></tr><tr><td>Seat</td><td>20</td><td>30</td><td>18</td></tr><tr><td>Arm</td><td></td><td>10</td><td>25</td></tr><tr><th>Upholstery</th><th colspan="3">Shipping</th></tr><tr><td>COM Ydg</td><td>5 ¼</td><td>Ctn Wt</td><td>109</td></tr><tr><td>COL Sq Ft</td><td>121</td><td>Cu Ft</td><td>27</td></tr></table>	Dimensions	D	W	H	Overall	32	40	37 ½	Seat	20	30	18	Arm		10	25	Upholstery	Shipping			COM Ydg	5 ¼	Ctn Wt	109	COL Sq Ft	121	Cu Ft	27	<table><tr><td>COM</td><td>\$2,693</td></tr><tr><td>A</td><td>\$2,810</td></tr><tr><td>B</td><td>\$2,953</td></tr><tr><td>COL/C</td><td>\$3,210</td></tr><tr><td>D</td><td>\$3,539</td></tr><tr><td>E</td><td>\$3,867</td></tr><tr><td>F</td><td>\$4,378</td></tr><tr><td>G</td><td>\$4,927</td></tr><tr><td>H</td><td>\$5,512</td></tr><tr><td>I</td><td>\$6,423</td></tr><tr><td>J</td><td>\$7,521</td></tr><tr><td>L1</td><td>\$5,766</td></tr><tr><td>L2</td><td>\$6,533</td></tr></table>	COM	\$2,693	A	\$2,810	B	\$2,953	COL/C	\$3,210	D	\$3,539	E	\$3,867	F	\$4,378	G	\$4,927	H	\$5,512	I	\$6,423	J	\$7,521	L1	\$5,766	L2	\$6,533
Dimensions	D	W	H																																																						
Overall	32	40	37 ½																																																						
Seat	20	30	18																																																						
Arm		10	25																																																						
Upholstery	Shipping																																																								
COM Ydg	5 ¼	Ctn Wt	109																																																						
COL Sq Ft	121	Cu Ft	27																																																						
COM	\$2,693																																																								
A	\$2,810																																																								
B	\$2,953																																																								
COL/C	\$3,210																																																								
D	\$3,539																																																								
E	\$3,867																																																								
F	\$4,378																																																								
G	\$4,927																																																								
H	\$5,512																																																								
I	\$6,423																																																								
J	\$7,521																																																								
L1	\$5,766																																																								
L2	\$6,533																																																								

Description	① Model	Specifications			List Price Per Grade	
Single Seat High Back	CTL1303UR	Dimensions	D	W	H	COM \$2,696
	CTL1303UL	Overall	32	40	44 ½	A \$2,822
	<ul style="list-style-type: none">· upholstered arm· 10" arm width· 30" seat width· 7" high headrest· COM based on single fabric· multiple fabrics, see pages CT6-CT8 for yardage requirements· double cut veneer available; specify and add \$124 list	Seat	20	30	18	B \$2,985
		Arm		10	24 ½	COL/C \$3,280
Upholstery			Shipping		D \$3,655	
COM Ydg		6	Ctn Wt	120	E \$4,029	
COL Sq Ft		138	Cu Ft	33	F \$4,614	
					G \$5,242	
					H \$5,910	
					I \$6,953	
					J \$8,205	
					L1 \$6,200	
				L2 \$7,077		
						
CTL1303UR right						
CTL1303UL left						

Single Seat High Back with Stand Up Surface	CTL1304UR	Dimensions	D W H	COM \$3,844
	CTL1304UL	D W H		A \$3,987
	<ul style="list-style-type: none"> upholstered arm stand up surface corner; specify square (S) no upcharge or rounded (R) add \$47 list 10" arm width 30" seat width 7" high headrest 41 ¾" high stand up surface COM based on single fabric multiple fabrics, see pages CT6-CT8 for yardage requirements double cut veneer available; specify and add \$124 list 	Overall	42 40 44 ½	B \$4,154
		Seat	20 30 18	COL/C \$4,446
		Arm	10 24 ½	D \$4,824
		Upholstery	Shipping	E \$5,197
CTL1304UR right		COM Ydg	6 Ctn Wt 158	F \$5,782
		COL Sq Ft	138 Cu Ft 43	G \$6,409
CTL1304UL left				H \$7,076
				I \$8,120
				J \$9,373
				L1 \$7,368
				L2 \$8,244

To Order, Specify:

- ① Model Number
 - ② Wood Species - Cherry (CH1), Maple (MA1), Walnut (WA1) or Double Cut (DC1)
 - ③ Wood Finish
 - ④ Laminate Color Selection (Stand Up Surface)
 - ⑤ Surface Corners (Stand Up Surface) - Square (S), no upcharge or Rounded (R), add \$47 list
 - ⑥ Fabric Selection - vendor, pattern and color
 - A. Seat
 - B. Back
 - C. Arm
 - D. Headrest
 - ⑦ Metal Leg Color - Black Sandtex (BSX), Pewter (PEW), Soft Nickel (SNK) or Stardust Silver (STS)
 - ⑧ Optional Power Center - Flush Mount (EC22) - Black (B) or White (W); \$668 list each, see page CT3 for location availability
 - ⑨ Arm Cap - Wood (M) or Black 3D Laminate (B3L)
 - ⑩ Optional Drink Holder (DH) - add \$117 list each
 - ⑪ Optional Tablet Arm - indicate left (TBL) or right arm (TBR); flat cut add \$646 list, double cut add \$674 list
 - ⑫ Optional Coordinating Wood Grain Laminate Available on Wood Cap Arm - no upcharge.
 - ⑬ Optional Rubber Cushion Nylon Glides - no upcharge
- Product Options

③ Wood Finish Options:

Cherry	Maple	Walnut
BRL Barley	ALM Ale Medium	AUB Auburn
BBM Bourbon Medium	BUT Butterscotch	ESP Espresso
BRM Brighton Medium	CIN Cinnamon	MCH Mocha*
CLA Classic	FLX Flax	NTO Night Owl*
CLL Collectors*	VEN Venetian	SIE Sienna*
EAR Earthy	TOF Toffee	
HRV Harvest*	TRF Truffle*	
LGC Legacy		
PRL Praline*	*finishes with coordinating laminate top option	
SAF Saffron		
Double Cut		
COF Coffee	GRH Graphite	
CRM Cremello	KHK Khaki	
FOS Fossil	STU Studio Teak	

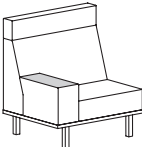
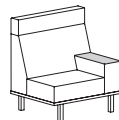
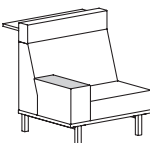
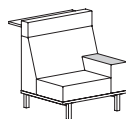
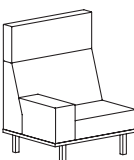
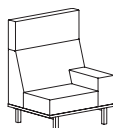
④ Laminate Color Selection (Stand Up Surface)

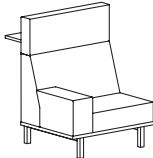

AGA Aged Ash	BGL Brighton Light	PIN Pinnacle Walnut
ALB Alabaster	CLL Collectors	SHD Shadow
ALL Ale Light	DWH Designer White	SLG Slate Grey
BLO Blonde Echo	FLO Florence Walnut	STU Studio Teak
BOL Bourbon Light	GRH Graphite	VIN Vintage
BZW Brazilwood	HGL High Line	WLH Walnut Heights
BBL Bridal Blanco	OAT Oatmeal Cookie	WEA Weathered Ash

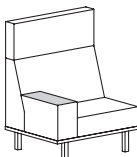

- ⑤ Visit www.jsifurniture.com/finishes-and-materials/textiles for our textiles program. See selection of standard and graded in manufacturers and patterns.

Specifications

- Wood species - Cherry, Maple, Walnut or Double Cut. Seat has synthetic sheet webbing with cross strap reinforcement, 4 ¼" high density polyurethane foam.
- Back has high density polyurethane foam.
- Arms have ¾" thick top and ¼" thick side high density polyurethane foam.
- Plywood construction with locking tenons, glue and screws.
- Linking bracket included.
- Metal legs are 16 gauge steel tube with metal leveling glides.
- ¾" thick 10" deep laminate stand up surface with coordinating 3mm PVC edge supported by steel columns, 42" surface height.

Description	① Model	Specifications	List Price Per Grade																																																						
Single Seat High Back  CTL1303WR right  CTL1303WL left	CTL1303WR CTL1303WL <ul style="list-style-type: none">• wood cap arm• 10" arm width• 30" seat width• 7" high headrest• COM based on single fabric• multiple fabrics, see pages CT6-CT8 for yardage requirements• double cut veneer available; specify and add \$159 list	<table><tr><th>Dimensions</th><th>D</th><th>W</th><th>H</th></tr><tr><td>Overall</td><td>32</td><td>40</td><td>44 ½</td></tr><tr><td>Seat</td><td>20</td><td>30</td><td>18</td></tr><tr><td>Arm</td><td></td><td>10</td><td>25</td></tr><tr><th>Upholstery</th><th colspan="3">Shipping</th></tr><tr><td>COM Ydg</td><td>6</td><td>Ctn Wt</td><td>125</td></tr><tr><td>COL Sq Ft</td><td>138</td><td>Cu Ft</td><td>33</td></tr></table>	Dimensions	D	W	H	Overall	32	40	44 ½	Seat	20	30	18	Arm		10	25	Upholstery	Shipping			COM Ydg	6	Ctn Wt	125	COL Sq Ft	138	Cu Ft	33	<table><tr><td>COM</td><td>\$2,881</td></tr><tr><td>A</td><td>\$3,008</td></tr><tr><td>B</td><td>\$3,176</td></tr><tr><td>COL/C</td><td>\$3,467</td></tr><tr><td>D</td><td>\$3,843</td></tr><tr><td>E</td><td>\$4,218</td></tr><tr><td>F</td><td>\$4,803</td></tr><tr><td>G</td><td>\$5,430</td></tr><tr><td>H</td><td>\$6,099</td></tr><tr><td>I</td><td>\$7,141</td></tr><tr><td>J</td><td>\$8,393</td></tr><tr><td>L1</td><td>\$6,389</td></tr><tr><td>L2</td><td>\$7,262</td></tr></table>	COM	\$2,881	A	\$3,008	B	\$3,176	COL/C	\$3,467	D	\$3,843	E	\$4,218	F	\$4,803	G	\$5,430	H	\$6,099	I	\$7,141	J	\$8,393	L1	\$6,389	L2	\$7,262
		Dimensions	D	W	H																																																				
		Overall	32	40	44 ½																																																				
		Seat	20	30	18																																																				
		Arm		10	25																																																				
		Upholstery	Shipping																																																						
		COM Ydg	6	Ctn Wt	125																																																				
		COL Sq Ft	138	Cu Ft	33																																																				
		COM	\$2,881																																																						
		A	\$3,008																																																						
B	\$3,176																																																								
COL/C	\$3,467																																																								
D	\$3,843																																																								
E	\$4,218																																																								
F	\$4,803																																																								
G	\$5,430																																																								
H	\$6,099																																																								
I	\$7,141																																																								
J	\$8,393																																																								
L1	\$6,389																																																								
L2	\$7,262																																																								
Single Seat High Back with Stand Up Surface  CTL1304WR right  CTL1304WL left	CTL1304WR CTL1304WL <ul style="list-style-type: none">• wood cap arm• stand up surface corner; specify square (S) no upcharge or rounded (R) add \$47 list• 10" arm width• 30" seat width• 7" high headrest• 41 ¾" high stand up surface• COM based on single fabric• multiple fabrics, see pages CT6-CT8 for yardage requirements• double cut veneer available; specify and add \$159 list	<table><tr><th>Dimensions</th><th>D</th><th>W</th><th>H</th></tr><tr><td>Overall</td><td>42</td><td>40</td><td>44 ½</td></tr><tr><td>Seat</td><td>20</td><td>30</td><td>18</td></tr><tr><td>Arm</td><td></td><td>10</td><td>25</td></tr><tr><th>Upholstery</th><th colspan="3">Shipping</th></tr><tr><td>COM Ydg</td><td>6</td><td>Ctn Wt</td><td>163</td></tr><tr><td>COL Sq Ft</td><td>138</td><td>Cu Ft</td><td>43</td></tr></table>	Dimensions	D	W	H	Overall	42	40	44 ½	Seat	20	30	18	Arm		10	25	Upholstery	Shipping			COM Ydg	6	Ctn Wt	163	COL Sq Ft	138	Cu Ft	43	<table><tr><td>COM</td><td>\$4,029</td></tr><tr><td>A</td><td>\$4,175</td></tr><tr><td>B</td><td>\$4,342</td></tr><tr><td>COL/C</td><td>\$4,634</td></tr><tr><td>D</td><td>\$5,010</td></tr><tr><td>E</td><td>\$5,386</td></tr><tr><td>F</td><td>\$5,970</td></tr><tr><td>G</td><td>\$6,597</td></tr><tr><td>H</td><td>\$7,261</td></tr><tr><td>I</td><td>\$8,307</td></tr><tr><td>J</td><td>\$9,560</td></tr><tr><td>L1</td><td>\$7,557</td></tr><tr><td>L2</td><td>\$8,432</td></tr></table>	COM	\$4,029	A	\$4,175	B	\$4,342	COL/C	\$4,634	D	\$5,010	E	\$5,386	F	\$5,970	G	\$6,597	H	\$7,261	I	\$8,307	J	\$9,560	L1	\$7,557	L2	\$8,432
		Dimensions	D	W	H																																																				
		Overall	42	40	44 ½																																																				
		Seat	20	30	18																																																				
		Arm		10	25																																																				
		Upholstery	Shipping																																																						
		COM Ydg	6	Ctn Wt	163																																																				
		COL Sq Ft	138	Cu Ft	43																																																				
		COM	\$4,029																																																						
		A	\$4,175																																																						
B	\$4,342																																																								
COL/C	\$4,634																																																								
D	\$5,010																																																								
E	\$5,386																																																								
F	\$5,970																																																								
G	\$6,597																																																								
H	\$7,261																																																								
I	\$8,307																																																								
J	\$9,560																																																								
L1	\$7,557																																																								
L2	\$8,432																																																								
Single Seat Privacy Back  CTL1305UR right  CTL1305UL left	CTL1305UR CTL1305UL <ul style="list-style-type: none">• upholstered arm• 10" arm width• 30" seat width• 14" high headrest• COM based on single fabric• multiple fabrics, see pages CT6-CT8 for yardage requirements• double cut veneer available; specify and add \$124 list	<table><tr><th>Dimensions</th><th>D</th><th>W</th><th>H</th></tr><tr><td>Overall</td><td>32</td><td>40</td><td>51 ½</td></tr><tr><td>Seat</td><td>20</td><td>30</td><td>18</td></tr><tr><td>Arm</td><td></td><td>10</td><td>24 ½</td></tr><tr><th>Upholstery</th><th colspan="3">Shipping</th></tr><tr><td>COM Ydg</td><td>6 ½</td><td>Ctn Wt</td><td>123</td></tr><tr><td>COL Sq Ft</td><td>150</td><td>Cu Ft</td><td>38</td></tr></table>	Dimensions	D	W	H	Overall	32	40	51 ½	Seat	20	30	18	Arm		10	24 ½	Upholstery	Shipping			COM Ydg	6 ½	Ctn Wt	123	COL Sq Ft	150	Cu Ft	38	<table><tr><td>COM</td><td>\$2,882</td></tr><tr><td>A</td><td>\$3,017</td></tr><tr><td>B</td><td>\$3,197</td></tr><tr><td>COL/C</td><td>\$3,513</td></tr><tr><td>D</td><td>\$3,922</td></tr><tr><td>E</td><td>\$4,329</td></tr><tr><td>F</td><td>\$4,962</td></tr><tr><td>G</td><td>\$5,640</td></tr><tr><td>H</td><td>\$6,365</td></tr><tr><td>I</td><td>\$7,492</td></tr><tr><td>J</td><td>\$8,848</td></tr><tr><td>L1</td><td>\$6,680</td></tr><tr><td>L2</td><td>\$7,628</td></tr></table>	COM	\$2,882	A	\$3,017	B	\$3,197	COL/C	\$3,513	D	\$3,922	E	\$4,329	F	\$4,962	G	\$5,640	H	\$6,365	I	\$7,492	J	\$8,848	L1	\$6,680	L2	\$7,628
		Dimensions	D	W	H																																																				
		Overall	32	40	51 ½																																																				
		Seat	20	30	18																																																				
		Arm		10	24 ½																																																				
		Upholstery	Shipping																																																						
		COM Ydg	6 ½	Ctn Wt	123																																																				
		COL Sq Ft	150	Cu Ft	38																																																				
		COM	\$2,882																																																						
		A	\$3,017																																																						
B	\$3,197																																																								
COL/C	\$3,513																																																								
D	\$3,922																																																								
E	\$4,329																																																								
F	\$4,962																																																								
G	\$5,640																																																								
H	\$6,365																																																								
I	\$7,492																																																								
J	\$8,848																																																								
L1	\$6,680																																																								
L2	\$7,628																																																								

Description	1 Model	Specifications	List Price Per Grade
Single Seat Privacy Back with Stand Up Surface	CTL1306UR	Dimensions	COM \$4,031
	CTL1306UL	D	A \$4,184
	<ul style="list-style-type: none"> upholstered arm stand up surface corner; specify square (S) no upcharge or rounded (R) add \$47 list 10" arm width 30" seat width 14" high headrest 41 3/4" high stand up surface COM based on single fabric multiple fabrics, see pages CT6-CT8 for yardage requirements double cut veneer available; specify and add \$124 list 	W	B \$4,364
		H	COL/C \$4,680
		Overall	D \$5,089
		Seat	E \$5,496
		Arm	F \$6,128
		Upholstery	G \$6,807
		Shipping	H \$7,529
		COM Ydg	I \$8,661
		COL Sq Ft	J \$10,016
		Ctn Wt	L1 \$7,847
		Cu Ft	L2 \$8,796

Single Seat Privacy Back	CTL1305WR	Dimensions	D	W	H	COM \$3,067
	CTL1305WL	Overall	32	40	51 1/2	A \$3,205
	<ul style="list-style-type: none"> wood cap arm 10" arm width 30" seat width 14" high headrest COM based on single fabric multiple fabrics, see pages CT6-CT8 for yardage requirements double cut veneer available; specify and add \$159 list 	Seat	20	30	18	B \$3,387
		Arm		10	25	COL/C \$3,701
		Upholstery				D \$4,109
		Shipping				E \$4,516
		COM Ydg	6 1/2	Ctn Wt	128	F \$5,150
		COL Sq Ft	150	Cu Ft	38	G \$5,827
						H \$6,549
						I \$7,681
						J \$9,038
						L1 \$6,867
						L2 \$7,817

To Order, Specify:

- 1 Model Number
- 2 Wood Species - Cherry (CH1), Maple (MA1), Walnut (WA1) or Double Cut (DC1)
- 3 Wood Finish
- 4 Laminate Color Selection (Stand Up Surface)
- 5 Surface Corners (Stand Up Surface) - Square (S), no upcharge or Rounded (R), add \$47 list
- 6 Fabric Selection - vendor, pattern and color
 - A. Seat
 - B. Back
 - C. Arm
 - D. Headrest
- 7 Metal Leg Color - Black Sandtex (BSX), Pewter (PEW), Soft Nickel (SNK) or Stardust Silver (STS)
- 8 Optional Power Center - Flush Mount (EC22) - Black (B) or White (W); \$668 list each, see page CT3 for location availability
- 9 Arm Cap - Wood (M) or Black 3D Laminate (B3L)
- 10 Optional Drink Holder (DH) - add \$117 list each
- 11 Optional Tablet Arm - indicate left (TBL) or right arm
- 12 Optional Coordinating Wood Grain Laminate Available on Wood Cap Arm - no upcharge. Finishes with an asterisk have a coordinating laminate available.
- 13 Optional Rubber Cushion Nylon Glides - no upcharge

3 Wood Finish Options:

Cherry	Maple	Walnut
BRL Barley	ALM Ale Medium	AUB Auburn
BBM Bourbon Medium	BUT Butterscotch	ESP Espresso
BRM Brighton Medium	CIN Cinnamon	MCH Mocha*
CLA Classic	FLX Flax	NTD Night Owl*
CLL Collectors*	VEN Venetian	SIE Sienna*
EAR Earthy	TOF Toffee	
HRV Harvest*	TRF Truffle*	
LGC Legacy		
PRL Praline*	*finishes with coordinating laminate top option	
SAF Saffron		
Double Cut		
COF Coffee	GRH Graphite	
CRM Cremello	KHK Khaki	
FOS Fossil	STU Studio Teak	





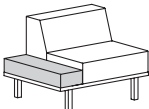

4 Laminate Color Selection (Stand Up Surface)

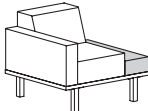

AGA Aged Ash	BGL Brighton Light	PIN Pinnacle Walnut
ALB Alabaster	CLL Collectors	SHD Shadow
ALL Ale Light	DWH Designer White	SLG Slate Grey
BLO Blonde Echo	FLO Florence Walnut	STU Studio Teak
BOL Bourbon Light	GRH Graphite	VIN Vintage
BZW Brazilwood	HGL High Line	WLH Walnut Heights
BBL Bridal Blanco	OAT Oatmeal Cookie	WEA Weathered Ash

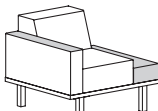
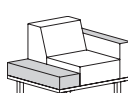
- 5 Visit www.jsifurniture.com/finishes-and-materials/textiles for our textiles program. See selection of standard and graded in manufacturers and patterns.

Specifications

- Wood species - Cherry, Maple, Walnut or Double Cut.
- Seat has synthetic sheet webbing with cross strap reinforcement, 4 1/4" high density polyurethane foam.
- Back has high density polyurethane foam.
- Arms have 3/4" thick top and 1/4" thick side high density polyurethane foam.
- Plywood construction with locking tenons, glue and screws.
- Linking bracket included.
- Metal legs are 16 gauge steel tube with metal leveling glides.
- 3/4" thick 10" deep laminate stand up surface with coordinating 3mm PVC edge supported by steel columns, 42" surface height.

Description		① Model	Specifications				List Price Per Grade	
Single Seat Privacy Back with Stand Up Surface	 CTL1306WR right	 CTL1306WL left					COM	\$4,217
							A	\$4,374
							B	\$4,554
							COL/C	\$4,869
							D	\$5,279
							E	\$5,683
							F	\$6,317
							G	\$6,994
							H	\$7,717
							I	\$8,847
				J	\$10,205			
				L1	\$8,035			
				L2	\$8,985			
		<ul style="list-style-type: none">• wood cap arm• stand up surface corner; specify square (S) no upcharge or rounded (R) add \$47 list• 10" arm width• 30" seat width• 14" high headrest• 41 ¾" high stand up surface• COM based on single fabric• multiple fabrics, see pages CT6–CT8 for yardage requirements• double cut veneer available; specify and add \$159 list						
Single Seat Low Back	 CTL1201CR right	 CTL1201CL left					COM	\$2,245
							A	\$2,327
							B	\$2,428
							COL/C	\$2,595
							D	\$2,815
							E	\$3,035
							F	\$3,376
							G	\$3,739
							H	\$4,129
							I	\$4,738
				J	\$5,470			
				L1	\$4,299			
				L2	\$4,813			
		<ul style="list-style-type: none">• 20" seat width• 10" table width• COM based on single fabric• multiple fabrics, see pages CT6–CT8 for yardage requirements• double cut veneer available; specify and add \$186 list						
Single Seat Low Back	 CTL1301CR right	 CTL1301CL left					COM	\$2,383
							A	\$2,469
							B	\$2,563
							COL/C	\$2,736
							D	\$2,954
							E	\$3,174
							F	\$3,513
							G	\$3,880
							H	\$4,269
							I	\$4,879
				J	\$5,609			
				L1	\$4,441			
				L2	\$4,951			
		<ul style="list-style-type: none">• 30" seat width• 10" table width• COM based on single fabric• multiple fabrics, see pages CT6–CT8 for yardage requirements• double cut veneer available; specify and add \$186list						

Description	1 Model	Specifications	List Price Per Grade																												
Single Seat Low Back	CTL1201URCL CTL1201ULCR <ul style="list-style-type: none">• upholstered arm• 5" arm width• 20" seat width• 10" table width• COM based on single fabric• multiple fabrics, see pages CT6-CT8 for yardage requirements• double cut veneer available; specify and add \$186 list	<table><tr><th>Dimensions</th><th>D</th><th>W</th><th>H</th></tr><tr><td>Overall</td><td>32</td><td>35</td><td>30 ½</td></tr><tr><td>Seat</td><td>20</td><td>20</td><td>18</td></tr><tr><td>Arm</td><td></td><td>5</td><td>24 ½</td></tr><tr><th>Upholstery</th><th colspan="3">Shipping</th></tr><tr><td>COM Ydg</td><td>5</td><td>Ctn Wt</td><td>85</td></tr><tr><td>COL Sq Ft</td><td>115</td><td>Cu Ft</td><td>19</td></tr></table>	Dimensions	D	W	H	Overall	32	35	30 ½	Seat	20	20	18	Arm		5	24 ½	Upholstery	Shipping			COM Ydg	5	Ctn Wt	85	COL Sq Ft	115	Cu Ft	19	COM \$2,848 A \$2,961 B \$3,099 COL/C \$3,343 D \$3,656 E \$3,970 F \$4,455 G \$4,977 H \$5,536 I \$6,404 J \$7,449 L1 \$5,780 L2 \$6,508
Dimensions	D	W	H																												
Overall	32	35	30 ½																												
Seat	20	20	18																												
Arm		5	24 ½																												
Upholstery	Shipping																														
COM Ydg	5	Ctn Wt	85																												
COL Sq Ft	115	Cu Ft	19																												
 CTL1201URCL right																															
 CTL1201ULCR left																															

Single Seat Low Back	CTL1201WRCL CTL1201WLCR <ul style="list-style-type: none">• wood cap arm• 5" arm width• 20" seat width• 10" table width• COM based on single fabric• multiple fabrics, see pages CT6-CT8 for yardage requirements• double cut veneer available; specify and add \$206 list	<table><tr><th>Dimensions</th><th>D</th><th>W</th><th>H</th></tr><tr><td>Overall</td><td>32</td><td>35</td><td>30 ½</td></tr><tr><td>Seat</td><td>20</td><td>20</td><td>18</td></tr><tr><td>Arm</td><td></td><td>5</td><td>25</td></tr><tr><th>Upholstery</th><th colspan="3">Shipping</th></tr><tr><td>COM Ydg</td><td>5</td><td>Ctn Wt</td><td>89</td></tr><tr><td>COL Sq Ft</td><td>115</td><td>Cu Ft</td><td>19</td></tr></table>	Dimensions	D	W	H	Overall	32	35	30 ½	Seat	20	20	18	Arm		5	25	Upholstery	Shipping			COM Ydg	5	Ctn Wt	89	COL Sq Ft	115	Cu Ft	19	COM \$3,033 A \$3,151 B \$3,289 COL/C \$3,533 D \$3,844 E \$4,156 F \$4,645 G \$5,165 H \$5,723 I \$6,593 J \$7,636 L1 \$5,965 L2 \$6,696
Dimensions	D	W	H																												
Overall	32	35	30 ½																												
Seat	20	20	18																												
Arm		5	25																												
Upholstery	Shipping																														
COM Ydg	5	Ctn Wt	89																												
COL Sq Ft	115	Cu Ft	19																												
 CTL1201WRCL right																															
 CTL1201WLCR left																															

To Order, Specify:

- Model Number
- Wood Species - Cherry (CH1), Maple (MA1), Walnut (WA1) or Double Cut (DC1)
- Wood Finish
- Laminate Color Selection (Stand Up Surface)
- Surface Corners (Stand Up Surface) - Square (S), no upcharge or Rounded (R), add \$47 list
- Fabric Selection - vendor, pattern and color
 - Seat
 - Back
 - Arm
 - Headrest
- Metal Leg Color - Black Sandtex (BSX), Pewter (PEW), Soft Nickel (SNK) or Stardust Silver (STS)
- Optional Power Center - Flush Mount (EC22) - Black (B) or White (W); \$668 list each, see page CT3 for location availability
- Arm Cap - Wood (M) or Black 3D Laminate (B3L)
- Optional Drink Holder (DH) - add \$117 list each
- Optional Tablet Arm - indicate left (TBL) or right arm (TBR); flat cut add \$646 list, double cut add \$674 list
- Optional Coordinating Wood Grain Laminate Available on Wood Cap Arm - no upcharge. Finishes with an asterisk have a coordinating laminate available.
- Optional Rubber Cushion Nylon Glides - no upcharge

3 Wood Finish Options:

Cherry		Maple		Walnut	
BRL	Barley	ALM	Ale Medium	AUB	Auburn
BBM	Bourbon Medium	BUT	Butterscotch	ESP	Espresso
BRM	Brighton Medium	CIN	Cinnamon	MCH	Mocha*
CLA	Classic	FLX	Flax	NTD	Night Owl*
CLL	Collectors*	VEN	Venetian	SIE	Sienna*
EAR	Earthy	TOF	Toffee		
HRV	Harvest*	TRF	Truffle*		
LGC	Legacy				
PRL	Praline*				
SAF	Saffron				
Double Cut					
COF	Coffee	GRH	Graphite		
CRM	Cremello	KHK	Khaki		
FOS	Fossil	STU	Studio Teak		
			*finishes with coordinating laminate top option		
AGA	Aged Ash	BGL	Brighton Light	PIN	Pinnacle Walnut
ALB	Alabaster	CLL	Collectors	SHD	Shadow
ALL	Ale Light	DWH	Designer White	SLG	Slate Grey
BLO	Blonde Echo	FLO	Florence Walnut	STU	Studio Teak
BOL	Bourbon Light	GRH	Graphite	VIN	Vintage
BZW	Brazilwood	HGL	High Line	WLH	Walnut Heights
BBL	Bridal Blanco	OAT	Oatmeal Cookie	WEA	Weathered Ash

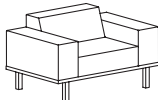
4 Laminate Color Selection (Stand Up Surface)

Specifications

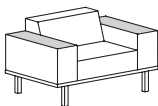
- Wood species - Cherry, Maple, Walnut or Double Cut.
- Seat has synthetic sheet webbing with cross strap reinforcement, 4 1/4" high density polyurethane foam.
- Back has high density polyurethane foam.
- Arms have 3/4" thick top and 1/4" thick side high density polyurethane foam.
- Plywood construction with locking tenons, glue and screws.
- Linking bracket included.
- Metal legs are 16 gauge steel tube with metal leveling glides.
- 3/4" thick 10" deep laminate stand up surface with coordinating 3mm PVC edge supported by steel columns, 42" surface height.

- Visit www.jsifurniture.com/finishes-and-materials/textiles for our textiles program. See selection of standard and graded in manufacturers and patterns.

Description	① Model	Specifications	List Price Per Grade																																																						
Single Seat Low Back	CTL1301URCL CTL1301ULCR <ul style="list-style-type: none">· upholstered arm· 10" arm width· 30" seat width· 10" table width· COM based on single fabric· multiple fabrics, see pages CT6-CT8 for yardage requirements· double cut veneer available; specify and add \$186 list	<table><tr><th>Dimensions</th><th>D</th><th>W</th><th>H</th></tr><tr><td>Overall</td><td>32</td><td>50</td><td>30 ½</td></tr><tr><td>Seat</td><td>20</td><td>30</td><td>18</td></tr><tr><td>Arm</td><td></td><td>10</td><td>24 ½</td></tr><tr><th>Upholstery</th><th colspan="3">Shipping</th></tr><tr><td>COM Ydg</td><td>5</td><td>Ctn Wt</td><td>120</td></tr><tr><td>COL Sq Ft</td><td>115</td><td>Cu Ft</td><td>26</td></tr></table>	Dimensions	D	W	H	Overall	32	50	30 ½	Seat	20	30	18	Arm		10	24 ½	Upholstery	Shipping			COM Ydg	5	Ctn Wt	120	COL Sq Ft	115	Cu Ft	26	<table><tr><td>COM</td><td>\$3,027</td></tr><tr><td>A</td><td>\$3,146</td></tr><tr><td>B</td><td>\$3,286</td></tr><tr><td>COL/C</td><td>\$3,528</td></tr><tr><td>D</td><td>\$3,840</td></tr><tr><td>E</td><td>\$4,153</td></tr><tr><td>F</td><td>\$4,640</td></tr><tr><td>G</td><td>\$5,161</td></tr><tr><td>H</td><td>\$5,720</td></tr><tr><td>I</td><td>\$6,586</td></tr><tr><td>J</td><td>\$7,633</td></tr><tr><td>L1</td><td>\$5,962</td></tr><tr><td>L2</td><td>\$6,691</td></tr></table>	COM	\$3,027	A	\$3,146	B	\$3,286	COL/C	\$3,528	D	\$3,840	E	\$4,153	F	\$4,640	G	\$5,161	H	\$5,720	I	\$6,586	J	\$7,633	L1	\$5,962	L2	\$6,691
Dimensions	D	W	H																																																						
Overall	32	50	30 ½																																																						
Seat	20	30	18																																																						
Arm		10	24 ½																																																						
Upholstery	Shipping																																																								
COM Ydg	5	Ctn Wt	120																																																						
COL Sq Ft	115	Cu Ft	26																																																						
COM	\$3,027																																																								
A	\$3,146																																																								
B	\$3,286																																																								
COL/C	\$3,528																																																								
D	\$3,840																																																								
E	\$4,153																																																								
F	\$4,640																																																								
G	\$5,161																																																								
H	\$5,720																																																								
I	\$6,586																																																								
J	\$7,633																																																								
L1	\$5,962																																																								
L2	\$6,691																																																								
Single Seat Low Back	CTL1301WRCL CTL1301WLCR <ul style="list-style-type: none">· wood cap arm· 10" arm width· 30" seat width· 10" table width· COM based on single fabric· multiple fabrics, see pages CT6-CT8 for yardage requirements· double cut veneer available; specify and add \$206 list	<table><tr><th>Dimensions</th><th>D</th><th>W</th><th>H</th></tr><tr><td>Overall</td><td>32</td><td>50</td><td>30 ½</td></tr><tr><td>Seat</td><td>20</td><td>30</td><td>18</td></tr><tr><td>Arm</td><td></td><td>10</td><td>25</td></tr><tr><th>Upholstery</th><th colspan="3">Shipping</th></tr><tr><td>COM Ydg</td><td>5</td><td>Ctn Wt</td><td>125</td></tr><tr><td>COL Sq Ft</td><td>115</td><td>Cu Ft</td><td>26</td></tr></table>	Dimensions	D	W	H	Overall	32	50	30 ½	Seat	20	30	18	Arm		10	25	Upholstery	Shipping			COM Ydg	5	Ctn Wt	125	COL Sq Ft	115	Cu Ft	26	<table><tr><td>COM</td><td>\$3,216</td></tr><tr><td>A</td><td>\$3,335</td></tr><tr><td>B</td><td>\$3,474</td></tr><tr><td>COL/C</td><td>\$3,719</td></tr><tr><td>D</td><td>\$4,029</td></tr><tr><td>E</td><td>\$4,342</td></tr><tr><td>F</td><td>\$4,830</td></tr><tr><td>G</td><td>\$5,352</td></tr><tr><td>H</td><td>\$5,906</td></tr><tr><td>I</td><td>\$6,777</td></tr><tr><td>J</td><td>\$7,820</td></tr><tr><td>L1</td><td>\$6,151</td></tr><tr><td>L2</td><td>\$6,883</td></tr></table>	COM	\$3,216	A	\$3,335	B	\$3,474	COL/C	\$3,719	D	\$4,029	E	\$4,342	F	\$4,830	G	\$5,352	H	\$5,906	I	\$6,777	J	\$7,820	L1	\$6,151	L2	\$6,883
Dimensions	D	W	H																																																						
Overall	32	50	30 ½																																																						
Seat	20	30	18																																																						
Arm		10	25																																																						
Upholstery	Shipping																																																								
COM Ydg	5	Ctn Wt	125																																																						
COL Sq Ft	115	Cu Ft	26																																																						
COM	\$3,216																																																								
A	\$3,335																																																								
B	\$3,474																																																								
COL/C	\$3,719																																																								
D	\$4,029																																																								
E	\$4,342																																																								
F	\$4,830																																																								
G	\$5,352																																																								
H	\$5,906																																																								
I	\$6,777																																																								
J	\$7,820																																																								
L1	\$6,151																																																								
L2	\$6,883																																																								
Single Seat Low Back	CTL1201U2 <ul style="list-style-type: none">· upholstered arms· 5" arm width· 20" seat width· COM based on single fabric· multiple fabrics, see pages CT6-CT8 for yardage requirements· double cut veneer available; specify and add \$124 list	<table><tr><th>Dimensions</th><th>D</th><th>W</th><th>H</th></tr><tr><td>Overall</td><td>32</td><td>30</td><td>30 ½</td></tr><tr><td>Seat</td><td>20</td><td>20</td><td>18</td></tr><tr><td>Arm</td><td></td><td>5</td><td>24 ½</td></tr><tr><th>Upholstery</th><th colspan="3">Shipping</th></tr><tr><td>COM Ydg</td><td>6 ½</td><td>Ctn Wt</td><td>76</td></tr><tr><td>COL Sq Ft</td><td>150</td><td>Cu Ft</td><td>16</td></tr></table>	Dimensions	D	W	H	Overall	32	30	30 ½	Seat	20	20	18	Arm		5	24 ½	Upholstery	Shipping			COM Ydg	6 ½	Ctn Wt	76	COL Sq Ft	150	Cu Ft	16	<table><tr><td>COM</td><td>\$2,738</td></tr><tr><td>A</td><td>\$2,870</td></tr><tr><td>B</td><td>\$3,052</td></tr><tr><td>COL/C</td><td>\$3,367</td></tr><tr><td>D</td><td>\$3,775</td></tr><tr><td>E</td><td>\$4,182</td></tr><tr><td>F</td><td>\$4,815</td></tr><tr><td>G</td><td>\$5,495</td></tr><tr><td>H</td><td>\$6,217</td></tr><tr><td>I</td><td>\$7,347</td></tr><tr><td>J</td><td>\$8,704</td></tr><tr><td>L1</td><td>\$6,534</td></tr><tr><td>L2</td><td>\$7,484</td></tr></table>	COM	\$2,738	A	\$2,870	B	\$3,052	COL/C	\$3,367	D	\$3,775	E	\$4,182	F	\$4,815	G	\$5,495	H	\$6,217	I	\$7,347	J	\$8,704	L1	\$6,534	L2	\$7,484
Dimensions	D	W	H																																																						
Overall	32	30	30 ½																																																						
Seat	20	20	18																																																						
Arm		5	24 ½																																																						
Upholstery	Shipping																																																								
COM Ydg	6 ½	Ctn Wt	76																																																						
COL Sq Ft	150	Cu Ft	16																																																						
COM	\$2,738																																																								
A	\$2,870																																																								
B	\$3,052																																																								
COL/C	\$3,367																																																								
D	\$3,775																																																								
E	\$4,182																																																								
F	\$4,815																																																								
G	\$5,495																																																								
H	\$6,217																																																								
I	\$7,347																																																								
J	\$8,704																																																								
L1	\$6,534																																																								
L2	\$7,484																																																								
Single Seat Low Back	CTL1201W2 <ul style="list-style-type: none">· wood cap arms· 5" arm width· 20" seat width· COM based on single fabric· multiple fabrics, see pages CT6-CT8 for yardage requirements· double cut veneer available; specify and add \$186 list	<table><tr><th>Dimensions</th><th>D</th><th>W</th><th>H</th></tr><tr><td>Overall</td><td>32</td><td>30</td><td>30 ½</td></tr><tr><td>Seat</td><td>20</td><td>20</td><td>18</td></tr><tr><td>Arm</td><td></td><td>5</td><td>25</td></tr><tr><th>Upholstery</th><th colspan="3">Shipping</th></tr><tr><td>COM Ydg</td><td>6 ½</td><td>Ctn Wt</td><td>81</td></tr><tr><td>COL Sq Ft</td><td>150</td><td>Cu Ft</td><td>16</td></tr></table>	Dimensions	D	W	H	Overall	32	30	30 ½	Seat	20	20	18	Arm		5	25	Upholstery	Shipping			COM Ydg	6 ½	Ctn Wt	81	COL Sq Ft	150	Cu Ft	16	<table><tr><td>COM</td><td>\$3,112</td></tr><tr><td>A</td><td>\$3,250</td></tr><tr><td>B</td><td>\$3,431</td></tr><tr><td>COL/C</td><td>\$3,747</td></tr><tr><td>D</td><td>\$4,154</td></tr><tr><td>E</td><td>\$4,564</td></tr><tr><td>F</td><td>\$5,195</td></tr><tr><td>G</td><td>\$5,873</td></tr><tr><td>H</td><td>\$6,597</td></tr><tr><td>I</td><td>\$7,727</td></tr><tr><td>J</td><td>\$9,083</td></tr><tr><td>L1</td><td>\$6,914</td></tr><tr><td>L2</td><td>\$7,863</td></tr></table>	COM	\$3,112	A	\$3,250	B	\$3,431	COL/C	\$3,747	D	\$4,154	E	\$4,564	F	\$5,195	G	\$5,873	H	\$6,597	I	\$7,727	J	\$9,083	L1	\$6,914	L2	\$7,863
Dimensions	D	W	H																																																						
Overall	32	30	30 ½																																																						
Seat	20	20	18																																																						
Arm		5	25																																																						
Upholstery	Shipping																																																								
COM Ydg	6 ½	Ctn Wt	81																																																						
COL Sq Ft	150	Cu Ft	16																																																						
COM	\$3,112																																																								
A	\$3,250																																																								
B	\$3,431																																																								
COL/C	\$3,747																																																								
D	\$4,154																																																								
E	\$4,564																																																								
F	\$5,195																																																								
G	\$5,873																																																								
H	\$6,597																																																								
I	\$7,727																																																								
J	\$9,083																																																								
L1	\$6,914																																																								
L2	\$7,863																																																								

Description	1 Model	Specifications			List Price Per Grade		
<div>Single Seat Low Back</div> <div><div>Now!</div></div>	<div>CTL1301U2</div> <div><div><div>• upholstered arms</div><div>• 10" arm width</div><div>• 30" seat width</div><div>• COM based on single fabric</div><div>• multiple fabrics, see pages CT6–CT8 for yardage requirements</div><div>• double cut veneer available; specify and add \$124 list</div></div></div>	Dimensions	D	W	H	COM	\$2,961
		Overall	32	50	30 ½	A	\$3,097
		Seat	20	30	18	B	\$3,276
		Arm		10	24 ½	COL/C	\$3,594
		Upholstery		Shipping		D	\$4,002
		COM Ydg	6 ½	Ctn Wt	131	E	\$4,408
		COL Sq Ft	150	Cu Ft	26	F	\$5,043
						G	\$5,720
						H	\$6,443
						I	\$7,575
				J	\$8,931		
				L1	\$6,760		
				L2	\$7,709		

Single Seat Low Back



CTL1301W2

- wood cap arms
- 10" arm width
- 30" seat width
- COM based on single fabric
- multiple fabrics, see pages CT6-CT8 for yardage requirements
- double cut veneer available; specify and add \$186 list

Dimensions	D	W	H
Overall	32	50	30 ½
Seat	20	30	18
Arm		10	25
Upholstery	Shipping		
COM Ydg	6 ½	Ctn Wt	141
COL Sq Ft	150	Cu Ft	26

COM \$3,339

A \$3,480

B \$3,661

COL/C \$3,975

D \$4,384

E \$4,791

F \$5,425

G \$6,102

H \$6,826

I \$7,956

J \$9,313

L1 \$7,142

L2 \$8,092

To Order, Specify:

- Model Number
- Wood Species - Cherry (CH1), Maple (MA1), Walnut (WA1) or Double Cut (DC1)
- Wood Finish
- Fabric Selection - vendor, pattern and color
 - Seat
 - Back
 - Arm(s)
- Metal Leg Color - Black Sandtex (BSX), Pewter (PEW), Soft Nickel (SNK) or Stardust Silver (STS)
- Optional Wood Back Rail - available on any unit with two arms, specify and add \$187 list
- Optional Power Center - Flush Mount (EC22) - Black (B) or White (W); \$668 list each, see page CT3 for location availability
- Arm Cap - Wood (M) or Black 3D Laminate (B3L)
- Optional Drink Holder(s) (DH) - add \$117 list each, indicate left or right arm; add \$234 list for end table
- Optional Tablet Arm - indicate left (TBL) or right arm (TBR); flat cut add \$646 list, double cut add \$674 list
- Optional Coordinating Wood Grain Laminate Available on Wood Cap Arm or Table Top - no upcharge. Finishes with an asterisk have a coordinating laminate available
- Optional Rubber Cushion Nylon Glides - no upcharge

3 Wood Finish Options:

Cherry	Maple	Walnut
BRL Barley	ALM Ale Medium	AUB Auburn
BBM Bourbon Medium	BUT Butterscotch	ESP Espresso
BRM Brighton Medium	CIN Cinnamon	MCH Mocha*
CLA Classic	FLX Flax	NTO Night Owl*
CLL Collectors*	VEN Venetian	SIE Sienna*
EAR Earthy	TOF Toffee	
HRV Harvest*	TRF Truffle*	
LGC Legacy		
PRL Praline*		
SAF Saffron		

*finishes with coordinating laminate top option

Double Cut
COF Coffee
CRM Cremello
FOS Fossil
GRH Graphite
KHK Khaki
STU Studio Teak

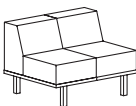
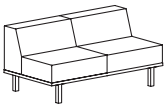
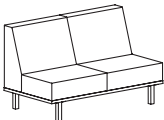
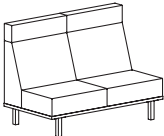
- Visit www.jsifurniture.com/finishes-and-materials/textiles for our textiles program. See selection of standard and graded in manufacturers and patterns.

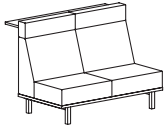
Specifications

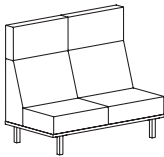
- Wood species - Cherry, Maple, Walnut or Double Cut. Seat has synthetic sheet webbing with cross strap reinforcement, 4 1/4" high density polyurethane foam.
- Back has high density polyurethane foam.
- Arms have 3/4" thick top and 1/4" thick side high density polyurethane foam.
- Plywood construction with locking tenons, glue and screws.
- Linking bracket included.
- Metal legs are 16 gauge steel tube with metal leveling glides.

When ordering Quickship products, place a "Q" in front of model number.
Example: QGT4901D

NOW!
Need it.
JSI Quickship

Description	① Model	Specifications	List Price Per Grade																																																		
Two Seat Low Back	CTL2201																																																				
	<ul style="list-style-type: none">· armless· 20" individual seat width· COM based on single fabric· multiple fabrics, see pages CT6-CT8 for yardage requirements· double cut veneer available; specify and add \$124 list	<table><tr><th>Dimensions</th><th>D</th><th>W</th><th>H</th></tr><tr><td>Overall</td><td>32</td><td>40</td><td>30 ½</td></tr><tr><td>Seat</td><td>20</td><td>40</td><td>18</td></tr><tr><th colspan="2">Upholstery</th><th colspan="2">Shipping</th></tr><tr><td>COM Ydg</td><td>7</td><td>Ctn Wt</td><td>93</td></tr><tr><td>COL Sq Ft</td><td>161</td><td>Cu Ft</td><td>21</td></tr></table>	Dimensions	D	W	H	Overall	32	40	30 ½	Seat	20	40	18	Upholstery		Shipping		COM Ydg	7	Ctn Wt	93	COL Sq Ft	161	Cu Ft	21	<table><tr><td>COM</td><td>\$3,047</td></tr><tr><td>A</td><td>\$3,190</td></tr><tr><td>B</td><td>\$3,387</td></tr><tr><td>COL/C</td><td>\$3,727</td></tr><tr><td>D</td><td>\$4,164</td></tr><tr><td>E</td><td>\$4,602</td></tr><tr><td>F</td><td>\$5,285</td></tr><tr><td>G</td><td>\$6,015</td></tr><tr><td>H</td><td>\$6,795</td></tr><tr><td>I</td><td>\$8,010</td></tr><tr><td>J</td><td>\$9,472</td></tr><tr><td>L1</td><td>\$7,136</td></tr><tr><td>L2</td><td>\$8,157</td></tr></table>	COM	\$3,047	A	\$3,190	B	\$3,387	COL/C	\$3,727	D	\$4,164	E	\$4,602	F	\$5,285	G	\$6,015	H	\$6,795	I	\$8,010	J	\$9,472	L1	\$7,136	L2	\$8,157
Dimensions	D	W	H																																																		
Overall	32	40	30 ½																																																		
Seat	20	40	18																																																		
Upholstery		Shipping																																																			
COM Ydg	7	Ctn Wt	93																																																		
COL Sq Ft	161	Cu Ft	21																																																		
COM	\$3,047																																																				
A	\$3,190																																																				
B	\$3,387																																																				
COL/C	\$3,727																																																				
D	\$4,164																																																				
E	\$4,602																																																				
F	\$5,285																																																				
G	\$6,015																																																				
H	\$6,795																																																				
I	\$8,010																																																				
J	\$9,472																																																				
L1	\$7,136																																																				
L2	\$8,157																																																				
Two Seat Low Back	CTL2301																																																				
	<ul style="list-style-type: none">· armless· 30" individual seat width· COM based on single fabric· multiple fabrics, see pages CT6-CT8 for yardage requirements· double cut veneer available; specify and add \$124 list	<table><tr><th>Dimensions</th><th>D</th><th>W</th><th>H</th></tr><tr><td>Overall</td><td>32</td><td>60</td><td>30 ½</td></tr><tr><td>Seat</td><td>20</td><td>60</td><td>18</td></tr><tr><th colspan="2">Upholstery</th><th colspan="2">Shipping</th></tr><tr><td>COM Ydg</td><td>7</td><td>Ctn Wt</td><td>138</td></tr><tr><td>COL Sq Ft</td><td>161</td><td>Cu Ft</td><td>31</td></tr></table>	Dimensions	D	W	H	Overall	32	60	30 ½	Seat	20	60	18	Upholstery		Shipping		COM Ydg	7	Ctn Wt	138	COL Sq Ft	161	Cu Ft	31	<table><tr><td>COM</td><td>\$3,338</td></tr><tr><td>A</td><td>\$3,485</td></tr><tr><td>B</td><td>\$3,681</td></tr><tr><td>COL/C</td><td>\$4,021</td></tr><tr><td>D</td><td>\$4,457</td></tr><tr><td>E</td><td>\$4,897</td></tr><tr><td>F</td><td>\$5,580</td></tr><tr><td>G</td><td>\$6,309</td></tr><tr><td>H</td><td>\$7,089</td></tr><tr><td>I</td><td>\$8,307</td></tr><tr><td>J</td><td>\$9,767</td></tr><tr><td>L1</td><td>\$7,431</td></tr><tr><td>L2</td><td>\$8,453</td></tr></table>	COM	\$3,338	A	\$3,485	B	\$3,681	COL/C	\$4,021	D	\$4,457	E	\$4,897	F	\$5,580	G	\$6,309	H	\$7,089	I	\$8,307	J	\$9,767	L1	\$7,431	L2	\$8,453
Dimensions	D	W	H																																																		
Overall	32	60	30 ½																																																		
Seat	20	60	18																																																		
Upholstery		Shipping																																																			
COM Ydg	7	Ctn Wt	138																																																		
COL Sq Ft	161	Cu Ft	31																																																		
COM	\$3,338																																																				
A	\$3,485																																																				
B	\$3,681																																																				
COL/C	\$4,021																																																				
D	\$4,457																																																				
E	\$4,897																																																				
F	\$5,580																																																				
G	\$6,309																																																				
H	\$7,089																																																				
I	\$8,307																																																				
J	\$9,767																																																				
L1	\$7,431																																																				
L2	\$8,453																																																				
Two Seat Mid Back	CTL2302																																																				
	<ul style="list-style-type: none">· armless· 30" individual seat width· COM based on single fabric· multiple fabrics, see pages CT6-CT8 for yardage requirements· double cut veneer available; specify and add \$124 list	<table><tr><th>Dimensions</th><th>D</th><th>W</th><th>H</th></tr><tr><td>Overall</td><td>32</td><td>60</td><td>37 ½</td></tr><tr><td>Seat</td><td>20</td><td>60</td><td>18</td></tr><tr><th colspan="2">Upholstery</th><th colspan="2">Shipping</th></tr><tr><td>COM Ydg</td><td>7 ½</td><td>Ctn Wt</td><td>143</td></tr><tr><td>COL Sq Ft</td><td>173</td><td>Cu Ft</td><td>39</td></tr></table>	Dimensions	D	W	H	Overall	32	60	37 ½	Seat	20	60	18	Upholstery		Shipping		COM Ydg	7 ½	Ctn Wt	143	COL Sq Ft	173	Cu Ft	39	<table><tr><td>COM</td><td>\$3,715</td></tr><tr><td>A</td><td>\$3,876</td></tr><tr><td>B</td><td>\$4,082</td></tr><tr><td>COL/C</td><td>\$4,448</td></tr><tr><td>D</td><td>\$4,919</td></tr><tr><td>E</td><td>\$5,390</td></tr><tr><td>F</td><td>\$6,118</td></tr><tr><td>G</td><td>\$6,900</td></tr><tr><td>H</td><td>\$7,735</td></tr><tr><td>I</td><td>\$9,039</td></tr><tr><td>J</td><td>\$10,605</td></tr><tr><td>L1</td><td>\$8,100</td></tr><tr><td>L2</td><td>\$9,196</td></tr></table>	COM	\$3,715	A	\$3,876	B	\$4,082	COL/C	\$4,448	D	\$4,919	E	\$5,390	F	\$6,118	G	\$6,900	H	\$7,735	I	\$9,039	J	\$10,605	L1	\$8,100	L2	\$9,196
Dimensions	D	W	H																																																		
Overall	32	60	37 ½																																																		
Seat	20	60	18																																																		
Upholstery		Shipping																																																			
COM Ydg	7 ½	Ctn Wt	143																																																		
COL Sq Ft	173	Cu Ft	39																																																		
COM	\$3,715																																																				
A	\$3,876																																																				
B	\$4,082																																																				
COL/C	\$4,448																																																				
D	\$4,919																																																				
E	\$5,390																																																				
F	\$6,118																																																				
G	\$6,900																																																				
H	\$7,735																																																				
I	\$9,039																																																				
J	\$10,605																																																				
L1	\$8,100																																																				
L2	\$9,196																																																				
Two Seat High Back	CTL2303																																																				
	<ul style="list-style-type: none">· armless· 30" individual seat width· COM based on single fabric· multiple fabrics, see pages CT6-CT8 for yardage requirements· double cut veneer available; specify and add \$124 list	<table><tr><th>Dimensions</th><th>D</th><th>W</th><th>H</th></tr><tr><td>Overall</td><td>32</td><td>60</td><td>44 ½</td></tr><tr><td>Seat</td><td>20</td><td>60</td><td>18</td></tr><tr><th colspan="2">Upholstery</th><th colspan="2">Shipping</th></tr><tr><td>COM Ydg</td><td>9</td><td>Ctn Wt</td><td>160</td></tr><tr><td>COL Sq Ft</td><td>207</td><td>Cu Ft</td><td>48</td></tr></table>	Dimensions	D	W	H	Overall	32	60	44 ½	Seat	20	60	18	Upholstery		Shipping		COM Ydg	9	Ctn Wt	160	COL Sq Ft	207	Cu Ft	48	<table><tr><td>COM</td><td>\$4,087</td></tr><tr><td>A</td><td>\$4,273</td></tr><tr><td>B</td><td>\$4,526</td></tr><tr><td>COL/C</td><td>\$4,964</td></tr><tr><td>D</td><td>\$5,526</td></tr><tr><td>E</td><td>\$6,090</td></tr><tr><td>F</td><td>\$6,966</td></tr><tr><td>G</td><td>\$7,906</td></tr><tr><td>H</td><td>\$8,908</td></tr><tr><td>I</td><td>\$10,474</td></tr><tr><td>J</td><td>\$12,352</td></tr><tr><td>L1</td><td>\$9,345</td></tr><tr><td>L2</td><td>\$10,659</td></tr></table>	COM	\$4,087	A	\$4,273	B	\$4,526	COL/C	\$4,964	D	\$5,526	E	\$6,090	F	\$6,966	G	\$7,906	H	\$8,908	I	\$10,474	J	\$12,352	L1	\$9,345	L2	\$10,659
Dimensions	D	W	H																																																		
Overall	32	60	44 ½																																																		
Seat	20	60	18																																																		
Upholstery		Shipping																																																			
COM Ydg	9	Ctn Wt	160																																																		
COL Sq Ft	207	Cu Ft	48																																																		
COM	\$4,087																																																				
A	\$4,273																																																				
B	\$4,526																																																				
COL/C	\$4,964																																																				
D	\$5,526																																																				
E	\$6,090																																																				
F	\$6,966																																																				
G	\$7,906																																																				
H	\$8,908																																																				
I	\$10,474																																																				
J	\$12,352																																																				
L1	\$9,345																																																				
L2	\$10,659																																																				

Description	① Model	Specifications	List Price Per Grade
Two Seat High Back with Stand Up Surface 	CTL2304 <ul style="list-style-type: none"> armless stand up surface corner; specify square (S) no upcharge or rounded (R) add \$47 list 30" individual seat width 7" high headrest 41 3/4" high stand up surface COM based on single fabric multiple fabrics, see pages CT6-CT8 for yardage requirements double cut veneer available; specify and add \$124 list 	Dimensions	COM \$5,269
		Overall 42 60 44 1/2	A \$5,473
		Seat 20 60 18	B \$5,725
		Upholstery	COL/C \$6,161
		Shipping	D \$6,726
		COM Ydg 9 Ctn Wt 198	E \$7,291
		COL Sq Ft 207 Cu Ft 58	F \$8,168
			G \$9,107
			H \$10,106
			I \$11,673
			J \$13,553
			L1 \$10,546
			L2 \$11,859

Two Seat Privacy Back 	CTL2305 <ul style="list-style-type: none"> armless 30" individual seat width 14" high headrest COM based on single fabric multiple fabrics, see pages CT6-CT8 for yardage requirements double cut veneer available; specify and add \$124 list 	Dimensions	COM \$4,461
		Overall 32 60 51 1/2	A \$4,670
		Seat 20 60 18	B \$4,947
		Upholstery	COL/C \$5,434
		Shipping	D \$6,060
		COM Ydg 10 Ctn Wt 164	E \$6,685
		COL Sq Ft 230 Cu Ft 56	F \$7,661
			G \$8,703
			H \$9,817
			I \$11,556
			J \$13,644
			L1 \$10,304
			L2 \$11,763

To Order, Specify:

- ① Model Number
- ② Wood Species - Cherry (CH1), Maple (MA1), Walnut (WA1) or Double Cut (DC1)
- ③ Wood Finish
- ④ Laminate Color Selection (Stand Up Surface)
- ⑤ Surface Corners (Stand Up Surface) - Square (S), no upcharge or Rounded (R), add \$47 list
- ⑥ Fabric Selection - vendor, pattern and color
 - A. Seat
 - B. Back
 - C. Arm
 - D. Headrest
- ⑦ Metal Leg Color - Black Sandtex (BSX), Pewter (PEW), Soft Nickel (SNK) or Stardust Silver (STS)
- ⑧ Optional Power Center - Flush Mount (EC22) - Black (B) or White (W); \$668 list each, see page CT3 for location availability
- ⑨ Optional Drink Holder (DH) - add \$117 list each
- ⑩ Optional Tablet Arm - indicate left (TBL) or right arm (TBR); flat cut add \$646 list, double cut add \$674 list
- ⑪ Optional Rubber Cushion Nylon Glides - no upcharge
- ⑫ Product Options

③ Wood Finish Options:

Cherry	Maple	Walnut
BRL Barley	ALM Ale Medium	AUB Auburn
BBM Bourbon Medium	BUT Butterscotch	ESP Espresso
BRM Brighton Medium	CIN Cinnamon	MCH Mocha*
CLA Classic	FLX Flax	NTD Night Owl*
CLL Collectors*	VEN Venetian	SIE Sienna*
EAR Earthy	TOF Toffee	
HRV Harvest*	TRF Truffle*	
LGC Legacy		
PRL Praline*	*finishes with coordinating laminate top option	
SAF Saffron		
Double Cut		
COF Coffee	GRH Graphite	
CRM Cremello	KHK Khaki	
FOS Fossil	STU Studio Teak	

④ Laminate Color Selection (Stand Up Surface)

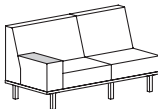

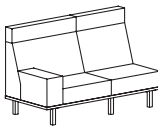

AGA Aged Ash	BGL Brighton Light	PIN Pinnacle Walnut
ALB Alabaster	CLL Collectors	SHD Shadow
ALL Ale Light	DWH Designer White	SLG Slate Grey
BLO Blonde Echo	FLO Florence Walnut	STU Studio Teak
BOL Bourbon Light	GRH Graphite	VIN Vintage
BZW Brazilwood	HGL High Line	WLH Walnut Heights
BBL Bridal Blanco	OAT Oatmeal Cookie	WEA Weathered Ash

- ⑤ Visit www.jsifurniture.com/finishes-and-materials/textiles for our textiles program. See selection of standard and graded in manufacturers and patterns.

Specifications

- Wood species - Cherry, Maple, Walnut or Double Cut.
- Seat has synthetic sheet webbing with cross strap reinforcement, 4 1/4" high density polyurethane foam.
- Back has high density polyurethane foam.
- Arms have 3/4" thick top and 1/4" thick side high density polyurethane foam.
- Plywood construction with locking tenons, glue and screws.
- Linking bracket included.
- Metal legs are 16 gauge steel tube with metal leveling glides.
- 3/4" thick 10" deep laminate stand up surface with coordinating 3mm PVC edge supported by steel columns, 42" surface height.

Description	① Model	Specifications	List Price Per Grade																												
Two Seat Privacy Back with Stand Up Surface	CTL2306 <ul style="list-style-type: none">· armless· stand up surface corner; specify square (S) no upcharge or rounded (R) add \$47 list· 30" individual seat width· 14" high headrest· 41 ¾" high stand up surface· COM based on single fabric· multiple fabrics, see pages CT6-CT8 for yardage requirements· double cut veneer available; specify and add \$124 list	<table><tr><th>Dimensions</th><th>D</th><th>W</th><th>H</th></tr><tr><td>Overall</td><td>42</td><td>60</td><td>51 ½</td></tr><tr><td>Seat</td><td>20</td><td>60</td><td>18</td></tr><tr><th>Upholstery</th><th colspan="3">Shipping</th></tr><tr><td>COM Ydg</td><td>10</td><td>Ctn Wt</td><td>202</td></tr><tr><td>COL Sq Ft</td><td>230</td><td>Cu Ft</td><td>66</td></tr></table>	Dimensions	D	W	H	Overall	42	60	51 ½	Seat	20	60	18	Upholstery	Shipping			COM Ydg	10	Ctn Wt	202	COL Sq Ft	230	Cu Ft	66	COM \$5,642 A \$5,869 B \$6,147 COL/C \$6,634 D \$7,257 E \$7,886 F \$8,860 G \$9,904 H \$11,016 I \$12,755 J \$14,841 L1 \$11,503 L2 \$12,964				
Dimensions	D	W	H																												
Overall	42	60	51 ½																												
Seat	20	60	18																												
Upholstery	Shipping																														
COM Ydg	10	Ctn Wt	202																												
COL Sq Ft	230	Cu Ft	66																												
Two Seat Low Back	CTL2301UR CTL2301UL <ul style="list-style-type: none">· upholstered arm· 10" arm width· 30" individual seat width· COM based on single fabric· multiple fabrics, see pages CT6-CT8 for yardage requirements· double cut veneer available; specify and add \$124 list	<table><tr><th>Dimensions</th><th>D</th><th>W</th><th>H</th></tr><tr><td>Overall</td><td>32</td><td>70</td><td>30 ½</td></tr><tr><td>Seat</td><td>20</td><td>60</td><td>18</td></tr><tr><td>Arm</td><td></td><td>10</td><td>24 ½</td></tr><tr><th>Upholstery</th><th colspan="3">Shipping</th></tr><tr><td>COM Ydg</td><td>8 ½</td><td>Ctn Wt</td><td>187</td></tr><tr><td>COL Sq Ft</td><td>196</td><td>Cu Ft</td><td>36</td></tr></table>	Dimensions	D	W	H	Overall	32	70	30 ½	Seat	20	60	18	Arm		10	24 ½	Upholstery	Shipping			COM Ydg	8 ½	Ctn Wt	187	COL Sq Ft	196	Cu Ft	36	COM \$3,984 A \$4,164 B \$4,402 COL/C \$4,815 D \$5,348 E \$5,878 F \$6,709 G \$7,594 H \$8,540 I \$10,019 J \$11,795 L1 \$8,954 L2 \$10,196
Dimensions	D	W	H																												
Overall	32	70	30 ½																												
Seat	20	60	18																												
Arm		10	24 ½																												
Upholstery	Shipping																														
COM Ydg	8 ½	Ctn Wt	187																												
COL Sq Ft	196	Cu Ft	36																												
Two Seat Low Back	CTL2301WR CTL2301WL <ul style="list-style-type: none">· wood cap arm· 10" arm width· 30" individual seat width· COM based on single fabric· multiple fabrics, see pages CT6-CT8 for yardage requirements· double cut veneer available; specify and add \$159 list	<table><tr><th>Dimensions</th><th>D</th><th>W</th><th>H</th></tr><tr><td>Overall</td><td>32</td><td>70</td><td>30 ½</td></tr><tr><td>Seat</td><td>20</td><td>60</td><td>18</td></tr><tr><td>Arm</td><td></td><td>10</td><td>25</td></tr><tr><th>Upholstery</th><th colspan="3">Shipping</th></tr><tr><td>COM Ydg</td><td>8 ½</td><td>Ctn Wt</td><td>192</td></tr><tr><td>COL Sq Ft</td><td>196</td><td>Cu Ft</td><td>36</td></tr></table>	Dimensions	D	W	H	Overall	32	70	30 ½	Seat	20	60	18	Arm		10	25	Upholstery	Shipping			COM Ydg	8 ½	Ctn Wt	192	COL Sq Ft	196	Cu Ft	36	COM \$4,172 A \$4,354 B \$4,590 COL/C \$5,005 D \$5,536 E \$6,068 F \$6,896 G \$7,781 H \$8,727 I \$10,207 J \$11,982 L1 \$9,142 L2 \$10,383
Dimensions	D	W	H																												
Overall	32	70	30 ½																												
Seat	20	60	18																												
Arm		10	25																												
Upholstery	Shipping																														
COM Ydg	8 ½	Ctn Wt	192																												
COL Sq Ft	196	Cu Ft	36																												
Two Seat Mid Back	CTL2302UR CTL2302UL <ul style="list-style-type: none">· upholstered arm· 10" arm width· 30" individual seat width· COM based on single fabric· multiple fabrics, see pages CT6-CT8 for yardage requirements· double cut veneer available; specify and add \$124 list	<table><tr><th>Dimensions</th><th>D</th><th>W</th><th>H</th></tr><tr><td>Overall</td><td>32</td><td>70</td><td>37 ½</td></tr><tr><td>Seat</td><td>20</td><td>60</td><td>18</td></tr><tr><td>Arm</td><td></td><td>10</td><td>24 ½</td></tr><tr><th>Upholstery</th><th colspan="3">Shipping</th></tr><tr><td>COM Ydg</td><td>9</td><td>Ctn Wt</td><td>187</td></tr><tr><td>COL Sq Ft</td><td>207</td><td>Cu Ft</td><td>46</td></tr></table>	Dimensions	D	W	H	Overall	32	70	37 ½	Seat	20	60	18	Arm		10	24 ½	Upholstery	Shipping			COM Ydg	9	Ctn Wt	187	COL Sq Ft	207	Cu Ft	46	COM \$4,359 A \$4,552 B \$4,802 COL/C \$5,241 D \$5,803 E \$6,368 F \$7,243 G \$8,184 H \$9,184 I \$10,749 J \$12,629 L1 \$9,623 L2 \$10,937
Dimensions	D	W	H																												
Overall	32	70	37 ½																												
Seat	20	60	18																												
Arm		10	24 ½																												
Upholstery	Shipping																														
COM Ydg	9	Ctn Wt	187																												
COL Sq Ft	207	Cu Ft	46																												

Description	1 Model	Specifications	List Price Per Grade																												
Two Seat Mid Back	CTL2302WR	<table><tr><th>Dimensions</th><th>D</th><th>W</th><th>H</th></tr><tr><td>Overall</td><td>32</td><td>70</td><td>37 ½</td></tr><tr><td>Seat</td><td>20</td><td>60</td><td>18</td></tr><tr><td>Arm</td><td></td><td>10</td><td>25</td></tr><tr><th>Upholstery</th><th colspan="3">Shipping</th></tr><tr><td>COM Ydg</td><td>9</td><td>Ctn Wt</td><td>192</td></tr><tr><td>COL Sq Ft</td><td>207</td><td>Cu Ft</td><td>46</td></tr></table>	Dimensions	D	W	H	Overall	32	70	37 ½	Seat	20	60	18	Arm		10	25	Upholstery	Shipping			COM Ydg	9	Ctn Wt	192	COL Sq Ft	207	Cu Ft	46	COM \$4,542
	Dimensions		D	W	H																										
Overall	32	70	37 ½																												
Seat	20	60	18																												
Arm		10	25																												
Upholstery	Shipping																														
COM Ydg	9	Ctn Wt	192																												
COL Sq Ft	207	Cu Ft	46																												
	CTL2302WL		A \$4,738																												
right	<ul style="list-style-type: none">• wood cap arm• 10" arm width• 30" individual seat width• COM based on single fabric• multiple fabrics, see pages CT6-CT8 for yardage requirements• double cut veneer available; specify and add \$159 list		B \$4,991																												
			COL/C \$5,428																												
left			D \$5,993																												
			E \$6,557																												
			F \$7,432																												
			G \$8,370																												
			H \$9,374																												
			I \$10,938																												
			J \$12,815																												
			L1 \$9,811																												
			L2 \$11,124																												
Two Seat High Back	CTL2303UR	<table><tr><th>Dimensions</th><th>D</th><th>W</th><th>H</th></tr><tr><td>Overall</td><td>32</td><td>70</td><td>44 ½</td></tr><tr><td>Seat</td><td>20</td><td>60</td><td>18</td></tr><tr><td>Arm</td><td></td><td>10</td><td>24 ½</td></tr><tr><th>Upholstery</th><th colspan="3">Shipping</th></tr><tr><td>COM Ydg</td><td>10 ½</td><td>Ctn Wt</td><td>204</td></tr><tr><td>COL Sq Ft</td><td>242</td><td>Cu Ft</td><td>56</td></tr></table>	Dimensions	D	W	H	Overall	32	70	44 ½	Seat	20	60	18	Arm		10	24 ½	Upholstery	Shipping			COM Ydg	10 ½	Ctn Wt	204	COL Sq Ft	242	Cu Ft	56	COM \$4,731
	Dimensions		D	W	H																										
Overall	32	70	44 ½																												
Seat	20	60	18																												
Arm		10	24 ½																												
Upholstery	Shipping																														
COM Ydg	10 ½	Ctn Wt	204																												
COL Sq Ft	242	Cu Ft	56																												
	CTL2303UL		A \$4,951																												
right	<ul style="list-style-type: none">• upholstered arm• 10" arm width• 30" individual seat width• 7" high headrest• COM based on single fabric• multiple fabrics, see pages CT6-CT8 for yardage requirements• double cut veneer available; specify and add \$124 list		B \$5,244																												
			COL/C \$5,755																												
left			D \$6,413																												
			E \$7,069																												
			F \$8,092																												
			G \$9,187																												
			H \$10,357																												
			I \$12,184																												
			J \$14,373																												
			L1 \$10,869																												
			L2 \$12,401																												

To Order, Specify:

- 1 Model Number
- 2 Wood Species - Cherry (CH1), Maple (MA1), Walnut (WA1) or Double Cut (DC1)
- 3 Wood Finish
- 4 Laminate Color Selection (Stand Up Surface)
- 5 Surface Corners (Stand Up Surface) - Square (S), no upcharge or Rounded (R), add \$47 list
- 6 Fabric Selection - vendor, pattern and color
 - A. Seat
 - B. Back
 - C. Arm
 - D. Headrest
- 7 Metal Leg Color - Black Sandtex (BSX), Pewter (PEW), Soft Nickel (SNK) or Stardust Silver (STS)
- 8 Optional Power Center - Flush Mount (EC22) - Black (B) or White (W); \$668 list each, see page CT3 for location availability
- 9 Arm Cap - Wood (M) or Black 3D Laminate (B3L)
- 10 Optional Drink Holder (DH) - add \$117 list each
- 11 Optional Tablet Arm - indicate left (TBL) or right arm (TBR); flat cut add \$646 list, double cut add \$674 list
- 12 Optional Coordinating Wood Grain Laminate Available on Wood Cap Arm - no upcharge. Finishes with an asterisk have a coordinating laminate available.
- 13 Optional Rubber Cushion Nylon Glides - no upcharge

3 Wood Finish Options:

Cherry	Maple	Walnut
BRL Barley	ALM Ale Medium	AUB Auburn
BBM Bourbon Medium	BUT Butterscotch	ESP Espresso
BRM Brighton Medium	CIN Cinnamon	MCH Mocha*
CLA Classic	FLX Flax	NTN Night Owl*
CLL Collectors*	VEN Venetian	SIE Sienna*
EAR Earthy	TOF Toffee	
LGC Legacy	TRF Truffle*	
PRL Praline*	*finishes with coordinating laminate top option	
SAF Saffron		
Double Cut		
COF Coffee	GRH Graphite	
CRM Cremello	KHK Khaki	
FOS Fossil	STU Studio Teak	

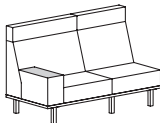

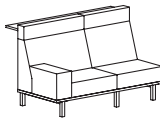

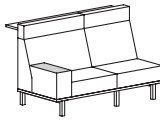

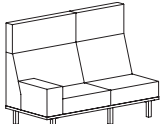
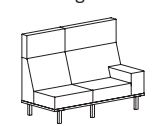
4 Laminate Color Selection (Stand Up Surface)

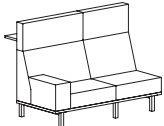

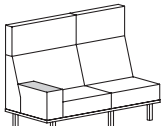

AGA Aged Ash	BGL Brighton Light	PIN Pinnacle Walnut
ALB Alabaster	CLL Collectors	SHD Shadow
ALL Ale Light	DWH Designer White	SLG Slate Grey
BLO Blonde Echo	FLO Florence Walnut	STU Studio Teak
BOL Bourbon Light	GRH Graphite	VIN Vintage
BZW Brazilwood	HGL High Line	WLH Walnut Heights
BBL Bridal Blanco	OAT Oatmeal Cookie	WEA Weathered Ash

- 5 Visit www.jsifurniture.com/finishes-and-materials/textiles for our textiles program. See selection of standard and graded in manufacturers and patterns.

Specifications

- Wood species - Cherry, Maple, Walnut or Double Cut.
- Seat has synthetic sheet webbing with cross strap reinforcement, 4 ¼" high density polyurethane foam.
- Back has high density polyurethane foam.
- Arms have ¾" thick top and ¼" thick side high density polyurethane foam.
- Plywood construction with locking tenons, glue and screws.
- Linking bracket included.
- Metal legs are 16 gauge steel tube with metal leveling glides.
- ¾" thick 10" deep laminate stand up surface with coordinating 3mm PVC edge supported by steel columns, 42" surface height.

Description	① Model	Specifications	List Price Per Grade																												
Two Seat High Back  CTL2303WR right  CTL2303WL left	CTL2303WR CTL2303WL <ul style="list-style-type: none">• wood cap arm• 10" arm width• 30" individual seat width• 7" high headrest• COM based on single fabric• multiple fabrics, see pages CT6-CT8 for yardage requirements• double cut veneer available; specify and add \$159 list	<table><tr><th>Dimensions</th><th>D</th><th>W</th><th>H</th></tr><tr><td>Overall</td><td>32</td><td>70</td><td>44 ½</td></tr><tr><td>Seat</td><td>20</td><td>60</td><td>18</td></tr><tr><td>Arm</td><td></td><td>10</td><td>25</td></tr><tr><th>Upholstery</th><th colspan="3">Shipping</th></tr><tr><td>COM Ydg</td><td>10 ½</td><td>Ctn Wt</td><td>209</td></tr><tr><td>COL Sq Ft</td><td>242</td><td>Cu Ft</td><td>56</td></tr></table>	Dimensions	D	W	H	Overall	32	70	44 ½	Seat	20	60	18	Arm		10	25	Upholstery	Shipping			COM Ydg	10 ½	Ctn Wt	209	COL Sq Ft	242	Cu Ft	56	COM \$4,919 A \$5,141 B \$5,431 COL/C \$5,943 D \$6,600 E \$7,256 F \$8,279 G \$9,377 H \$10,545 I \$12,372 J \$14,562 L1 \$11,055 L2 \$12,590
		Dimensions	D	W	H																										
Overall	32	70	44 ½																												
Seat	20	60	18																												
Arm		10	25																												
Upholstery	Shipping																														
COM Ydg	10 ½	Ctn Wt	209																												
COL Sq Ft	242	Cu Ft	56																												
Two Seat High Back with Stand Up Surface  CTL2304UR right  CTL2304UL left	CTL2304UR CTL2304UL <ul style="list-style-type: none">• upholstered arm• stand up surface corner; specify square (S) no upcharge or rounded (R) add \$47 list• 10" arm width• 30" individual seat width• 7" high headrest• 41 ¾" high stand up surface• COM based on single fabric• multiple fabrics, see pages CT6-CT8 for yardage requirements• double cut veneer available; specify and add \$124 list	<table><tr><th>Dimensions</th><th>D</th><th>W</th><th>H</th></tr><tr><td>Overall</td><td>42</td><td>70</td><td>44 ½</td></tr><tr><td>Seat</td><td>20</td><td>60</td><td>18</td></tr><tr><td>Arm</td><td></td><td>10</td><td>24 ½</td></tr><tr><th>Upholstery</th><th colspan="3">Shipping</th></tr><tr><td>COM Ydg</td><td>10 ½</td><td>Ctn Wt</td><td>242</td></tr><tr><td>COL Sq Ft</td><td>242</td><td>Cu Ft</td><td>68</td></tr></table>	Dimensions	D	W	H	Overall	42	70	44 ½	Seat	20	60	18	Arm		10	24 ½	Upholstery	Shipping			COM Ydg	10 ½	Ctn Wt	242	COL Sq Ft	242	Cu Ft	68	COM \$6,479 A \$6,723 B \$7,014 COL/C \$7,527 D \$8,185 E \$8,842 F \$9,863 G \$10,960 H \$12,130 I \$13,954 J \$16,146 L1 \$12,641 L2 \$14,172
		Dimensions	D	W	H																										
Overall	42	70	44 ½																												
Seat	20	60	18																												
Arm		10	24 ½																												
Upholstery	Shipping																														
COM Ydg	10 ½	Ctn Wt	242																												
COL Sq Ft	242	Cu Ft	68																												
Two Seat High Back with Stand Up Surface  CTL2304WR right  CTL2304WL left	CTL2304WR CTL2304WL <ul style="list-style-type: none">• wood cap arm• stand up surface corner; specify square (S) no upcharge or rounded (R) add \$47 list• 10" arm width• 30" individual seat width• 7" high headrest• 41 ¾" high stand up surface• COM based on single fabric• multiple fabrics, see pages CT6-CT8 for yardage requirements• double cut veneer available; specify and add \$159 list	<table><tr><th>Dimensions</th><th>D</th><th>W</th><th>H</th></tr><tr><td>Overall</td><td>42</td><td>70</td><td>44 ½</td></tr><tr><td>Seat</td><td>20</td><td>60</td><td>18</td></tr><tr><td>Arm</td><td></td><td>10</td><td>25</td></tr><tr><th>Upholstery</th><th colspan="3">Shipping</th></tr><tr><td>COM Ydg</td><td>10 ½</td><td>Ctn Wt</td><td>247</td></tr><tr><td>COL Sq Ft</td><td>242</td><td>Cu Ft</td><td>68</td></tr></table>	Dimensions	D	W	H	Overall	42	70	44 ½	Seat	20	60	18	Arm		10	25	Upholstery	Shipping			COM Ydg	10 ½	Ctn Wt	247	COL Sq Ft	242	Cu Ft	68	COM \$6,664 A \$6,913 B \$7,204 COL/C \$7,714 D \$8,373 E \$9,030 F \$10,054 G \$11,148 H \$12,317 I \$14,143 J \$16,335 L1 \$12,828 L2 \$14,362
		Dimensions	D	W	H																										
Overall	42	70	44 ½																												
Seat	20	60	18																												
Arm		10	25																												
Upholstery	Shipping																														
COM Ydg	10 ½	Ctn Wt	247																												
COL Sq Ft	242	Cu Ft	68																												
Two Seat Privacy Back  CTL2305UR right  CTL2305UL left	CTL2305UR CTL2305UL <ul style="list-style-type: none">• upholstered arm• 10" arm width• 30" individual seat width• 14" high headrest• COM based on single fabric• multiple fabrics, see pages CT6-CT8 for yardage requirements• double cut veneer available; specify and add \$124 list	<table><tr><th>Dimensions</th><th>D</th><th>W</th><th>H</th></tr><tr><td>Overall</td><td>32</td><td>70</td><td>51 ½</td></tr><tr><td>Seat</td><td>20</td><td>60</td><td>18</td></tr><tr><td>Arm</td><td></td><td>10</td><td>24 ½</td></tr><tr><th>Upholstery</th><th colspan="3">Shipping</th></tr><tr><td>COM Ydg</td><td>11 ½</td><td>Ctn Wt</td><td>214</td></tr><tr><td>COL Sq Ft</td><td>265</td><td>Cu Ft</td><td>66</td></tr></table>	Dimensions	D	W	H	Overall	32	70	51 ½	Seat	20	60	18	Arm		10	24 ½	Upholstery	Shipping			COM Ydg	11 ½	Ctn Wt	214	COL Sq Ft	265	Cu Ft	66	COM \$5,106 A \$5,345 B \$5,664 COL/C \$6,225 D \$6,945 E \$7,666 F \$8,787 G \$9,984 H \$11,266 I \$13,266 J \$15,663 L1 \$11,825 L2 \$13,504
		Dimensions	D	W	H																										
Overall	32	70	51 ½																												
Seat	20	60	18																												
Arm		10	24 ½																												
Upholstery	Shipping																														
COM Ydg	11 ½	Ctn Wt	214																												
COL Sq Ft	265	Cu Ft	66																												

Description	1 Model	Specifications	List Price Per Grade																												
Two Seat Privacy Back with Stand Up Surface  CTL2306UR right  CTL2306UL left	CTL2306UR CTL2306UL • upholstered arm • stand up surface corner; specify square (S) no upcharge or rounded (R) add \$47 list • 10" arm width • 30" individual seat width • 14" high headrest • 41 3/4" high stand up surface • COM based on single fabric • multiple fabrics, see pages CT6-CT8 for yardage requirements • double cut veneer available; specify and add \$124 list	<table> <tr> <th>Dimensions</th><th>D</th><th>W</th><th>H</th></tr> <tr> <td>Overall</td><td>42</td><td>70</td><td>51 1/2</td></tr> <tr> <td>Seat</td><td>20</td><td>60</td><td>18</td></tr> <tr> <td>Arm</td><td></td><td>10</td><td>24 1/2</td></tr> <tr> <th>Upholstery</th><th colspan="3">Shipping</th></tr> <tr> <td>COM Ydg</td><td>11 1/2</td><td>Ctn Wt</td><td>252</td></tr> <tr> <td>COL Sq Ft</td><td>265</td><td>Cu Ft</td><td>78</td></tr> </table>	Dimensions	D	W	H	Overall	42	70	51 1/2	Seat	20	60	18	Arm		10	24 1/2	Upholstery	Shipping			COM Ydg	11 1/2	Ctn Wt	252	COL Sq Ft	265	Cu Ft	78	COM \$6,853 A \$7,116 B \$7,437 COL/C \$7,997 D \$8,717 E \$9,436 F \$10,557 G \$11,758 H \$13,036 I \$15,037 J \$17,439 L1 \$13,598 L2 \$15,274
Dimensions	D	W	H																												
Overall	42	70	51 1/2																												
Seat	20	60	18																												
Arm		10	24 1/2																												
Upholstery	Shipping																														
COM Ydg	11 1/2	Ctn Wt	252																												
COL Sq Ft	265	Cu Ft	78																												
Two Seat Privacy Back  CTL2305WR right  CTL2305WL left	CTL2305WR CTL2305WL • wood cap arm • 10" arm width • 30" individual seat width • 14" high headrest • COM based on single fabric • multiple fabrics, see pages CT6-CT8 for yardage requirements • double cut veneer available; specify and add \$159 list	<table> <tr> <th>Dimensions</th><th>D</th><th>W</th><th>H</th></tr> <tr> <td>Overall</td><td>32</td><td>70</td><td>51 1/2</td></tr> <tr> <td>Seat</td><td>20</td><td>60</td><td>18</td></tr> <tr> <td>Arm</td><td></td><td>10</td><td>25</td></tr> <tr> <th>Upholstery</th><th colspan="3">Shipping</th></tr> <tr> <td>COM Ydg</td><td>11 1/2</td><td>Ctn Wt</td><td>219</td></tr> <tr> <td>COL Sq Ft</td><td>265</td><td>Cu Ft</td><td>66</td></tr> </table>	Dimensions	D	W	H	Overall	32	70	51 1/2	Seat	20	60	18	Arm		10	25	Upholstery	Shipping			COM Ydg	11 1/2	Ctn Wt	219	COL Sq Ft	265	Cu Ft	66	COM \$5,290 A \$5,532 B \$5,853 COL/C \$6,415 D \$7,134 E \$7,852 F \$8,971 G \$10,173 H \$11,452 I \$13,454 J \$15,854 L1 \$12,014 L2 \$13,692
Dimensions	D	W	H																												
Overall	32	70	51 1/2																												
Seat	20	60	18																												
Arm		10	25																												
Upholstery	Shipping																														
COM Ydg	11 1/2	Ctn Wt	219																												
COL Sq Ft	265	Cu Ft	66																												

To Order, Specify:

- 1 Model Number
- 2 Wood Species - Cherry (CH1), Maple (MA1), Walnut (WA1) or Double Cut (DC1)
- 3 Wood Finish
- 4 Laminate Color Selection (Stand Up Surface)
- 5 Surface Corners (Stand Up Surface) - Square (S), no upcharge or Rounded (R), add \$47 list
- 6 Fabric Selection - vendor, pattern and color
 - A. Seat
 - B. Back
 - C. Arm
 - D. Headrest
- 7 Metal Leg Color - Black Sandtex (BSX), Pewter (PEW), Soft Nickel (SNK) or Stardust Silver (STS)
- 8 Optional Power Center - Flush Mount (EC22) - Black (B) or White (W); \$668 list each, see page CT3 for location availability
- 9 Arm Cap - Wood (M) or Black 3D Laminate (B3L)
- 10 Optional Drink Holder (DH) - add \$117 list each
- 11 Optional Tablet Arm - indicate left (TBL) or right arm (TBR); flat cut add \$646 list, double cut add \$674 list
- 12 Optional Coordinating Wood Grain Laminate Available on Wood Cap Arm - no upcharge. Finishes with an asterisk have a coordinating laminate available.
- 13 Optional Rubber Cushion Nylon Glides - no upcharge

3 Wood Finish Options:

Cherry	Maple	Walnut
BRL Barley	ALM Ale Medium	AUB Auburn
BBM Bourbon Medium	BUT Butterscotch	ESP Espresso
BRM Brighton Medium	CIN Cinnamon	MCH Mocha*
CLA Classic	FLX Flax	NTO Night Owl*
CLL Collectors*	VEN Venetian	SIE Sienna*
EAR Earthy	TOF Toffee	
HRV Harvest*	TRF Truffle*	
LGC Legacy		
PRL Praline*	*finishes with coordinating laminate top option	
SAF Saffron		
Double Cut		
COF Coffee	GRH Graphite	
CRM Cremello	KHK Khaki	
FOS Fossil	STU Studio Teak	

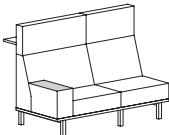

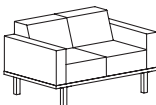
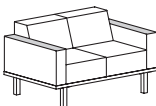
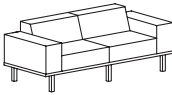
4 Laminate Color Selection (Stand Up Surface)

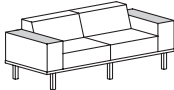
AGA Aged Ash	BGL Brighton Light	PIN Pinnacle Walnut
ALB Alabaster	CLL Collectors	SHD Shadow
ALL Ale Light	DWH Designer White	SLG Slate Grey
BLO Blonde Echo	FLO Florence Walnut	STU Studio Teak
BOL Bourbon Light	GRH Graphite	VIN Vintage
BZW Brazilwood	HGL High Line	WLH Walnut Heights
BBL Bridal Blanco	OAT Oatmeal Cookie	WEA Weathered Ash

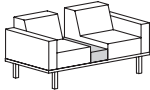
- 5 Visit www.jsifurniture.com/finishes-and-materials/textiles for our textiles program. See selection of standard and graded in manufacturers and patterns.

Specifications

- Wood species - Cherry, Maple, Walnut or Double Cut. Seat has synthetic sheet webbing with cross strap reinforcement, 4 1/4" high density polyurethane foam.
- Back has high density polyurethane foam.
- Arms have 3/4" thick top and 1/4" thick side high density polyurethane foam.
- Plywood construction with locking tenons, glue and screws.
- Linking bracket included.
- Metal legs are 16 gauge steel tube with metal leveling glides.
- 3/4" thick 10" deep laminate stand up surface with coordinating 3mm PVC edge supported by steel columns, 42" surface height.

Description		① Model	Specifications				List Price Per Grade		
<div>Two Seat Privacy Back with Stand Up Surface</div> <div></div> <div>CTL2306WR right</div> <div></div> <div>CTL2306WL left</div>		<div>CTL2306WR</div> <div>CTL2306WL</div> <div><ul style="list-style-type: none">• wood cap arm• stand up surface corner; specify square (S) no upcharge or rounded (R) add \$47 list• 10" arm width• 30" individual seat width• 14" high headrest• 41 ¾" high stand up surface• COM based on single fabric• multiple fabrics, see pages CT6-CT8 for yardage requirements• double cut veneer available; specify and add \$159 list</div>	Dimensions		D	W	H	COM	\$7,038
			Overall		42	70	51 ½	A	\$7,305
			Seat		20	60	18	B	\$7,624
			Arm			10	25	COL/C	\$8,185
			Upholstery		Shipping			D	\$8,905
			COM Ydg		11 ½	Ctn Wt	257	E	\$9,626
			COL Sq Ft		265	Cu Ft	78	F	\$10,746
								G	\$11,946
								H	\$13,226
								I	\$15,226
					J	\$17,626			
					L1	\$13,784			
					L2	\$15,466			
<div>Two Seat Low Back</div> <div></div>		<div>CTL2201U2</div> <div><ul style="list-style-type: none">• upholstered arms• 5" arm width• 20" individual seat width• COM based on single fabric• multiple fabrics, see pages CT6-CT8 for yardage requirements• double cut veneer available; specify and add \$159 list</div>	Dimensions		D	W	H	COM	\$4,246
			Overall		32	50	30 ½	A	\$4,449
			Seat		20	40	18	B	\$4,726
			Arm			5	24 ½	COL/C	\$5,214
			Upholstery		Shipping			D	\$5,839
			COM Ydg		10	Ctn Wt	105	E	\$6,467
			COL Sq Ft		230	Cu Ft	26	F	\$7,440
								G	\$8,485
								H	\$9,596
								I	\$11,337
					J	\$13,422			
					L1	\$10,086			
					L2	\$11,546			
<div>Two Seat Low Back</div> <div></div>		<div>CTL2201W2</div> <div><ul style="list-style-type: none">• wood cap arms• 5" arm width• 20" individual seat width• COM based on single fabric• multiple fabrics, see pages CT6-CT8 for yardage requirements• double cut veneer available; specify and add \$186 list</div>	Dimensions		D	W	H	COM	\$4,620
			Overall		32	50	30 ½	A	\$4,830
			Seat		20	40	18	B	\$5,108
			Arm			5	25	COL/C	\$5,595
			Upholstery		Shipping			D	\$6,221
			COM Ydg		10	Ctn Wt	115	E	\$6,848
			COL Sq Ft		230	Cu Ft	26	F	\$7,820
								G	\$8,866
								H	\$9,979
								I	\$11,717
					J	\$13,804			
					L1	\$10,465			
					L2	\$11,924			
<div>Two Seat Low Back</div> <div></div>		<div>CTL2301U2</div> <div><ul style="list-style-type: none">• upholstered arms• 10" arm width• 30" individual seat width• COM based on single fabric• multiple fabrics, see pages CT6-CT8 for yardage requirements• double cut veneer available; specify and add \$124 list</div>	Dimensions		D	W	H	COM	\$4,626
			Overall		32	80	30 ½	A	\$4,834
			Seat		20	60	18	B	\$5,113
			Arm			10	24 ½	COL/C	\$5,600
			Upholstery		Shipping			D	\$6,227
			COM Ydg		10	Ctn Wt	221	E	\$6,853
			COL Sq Ft		230	Cu Ft	41	F	\$7,826
								G	\$8,869
								H	\$9,982
								I	\$11,721
					J	\$13,809			
					L1	\$10,471			
					L2	\$11,931			

Description	1 Model	Specifications	List Price Per Grade
Two Seat Low Back 	CTL2301W2 • wood cap arms • 10" arm width • 30" individual seat width • COM based on single fabric • multiple fabrics, see pages CT6-CT8 for yardage requirements • double cut veneer available; specify and add \$186 list	Dimensions	COM \$5,001
		Overall 32 80 30 1/2	A \$5,215
		Seat 20 60 18	B \$5,495
		Arm 10 25	COL/C \$5,980
		Upholstery	D \$6,607
		COM Ydg 10 Ctn Wt 231	E \$7,235
		COL Sq Ft 230 Cu Ft 41	F \$8,206
			G \$9,251
			H \$10,363
			I \$12,101
			J \$14,190
			L1 \$10,851
			L2 \$12,311

Two Seat Low Back 	CTL2201U2CC • upholstered arms • 5" arm width • 20" individual seat width • 10" wide center console • COM based on single fabric • multiple fabrics, see pages CT6-CT8 for yardage requirements • double cut veneer available; specify and add \$186 list	Dimensions	COM \$4,954
		Overall 32 60 30 1/2	A \$5,169
		Seat 20 40 18	B \$5,446
		Arm 5 24 1/2	COL/C \$5,935
		Upholstery	D \$6,561
		COM Ydg 10 Ctn Wt 118	E \$7,186
		COL Sq Ft 230 Cu Ft 31	F \$8,160
			G \$9,203
			H \$10,317
			I \$12,057
			J \$14,143
			L1 \$10,805
			L2 \$12,264

To Order, Specify:

- 1 Model Number
- 2 Wood Species - Cherry (CH1), Maple (MA1), Walnut (WA1) or Double Cut (DC1)
- 3 Wood Finish
- 4 Laminate Color Selection (Stand Up Surface)
- 5 Surface Corners (Stand Up Surface) - Square (S), no upcharge or Rounded(R), add \$47 list
- 6 Fabric Selection - vendor, pattern and color
 - A. Seat
 - B. Back
 - C. Arm
 - D. Headrest
- 7 Metal Leg Color - Black Sandtex (BSX), Pewter (PEW), Soft Nickel (SNK) or Stardust Silver (STS)
- 8 Optional Wood Back Rail - available on any unit with two arms, specify and add \$187 list
- 9 Optional Power Center - Flush Mount (EC22) - Black (B) or White (W); \$668 list each, see page CT3 for location availability
- 10 Arm Cap - Wood (M) or Black 3D Laminate (B3L)
- 11 Optional Drink Holder(s) (DH) - add \$117 list each, indicate left or right arm; add \$234 list for end table
- 12 Optional Tablet Arm - indicate left (TBL) or right arm (TBR); flat cut add \$646 list, double cut add \$674 list
- 13 Optional Coordinating Wood Grain Laminate Available on Wood Cap Arm or Table Top - no upcharge. Finishes with an asterisk have a coordinating laminate available
- 14 Optional Rubber Cushion Nylon Glides - no upcharge

3 Wood Finish Options:

Cherry	Maple	Walnut
BRL Barley	ALM Ale Medium	AUB Auburn
BBM Bourbon Medium	BUT Butterscotch	ESP Espresso
BRM Brighton Medium	CIN Cinnamon	MCH Mocha*
CLA Classic	FLX Flax	NTO Night Owl*
CLL Collectors*	VEN Venetian	SIE Sienna*
EAR Earthy	TOF Toffee	
HRV Harvest*	TRF Truffle*	
LGC Legacy		
PRL Praline*		
SAF Saffron		
Double Cut		
COF Coffee	GRH Graphite	
CRM Cremello	KHK Khaki	
FOS Fossil	STU Studio Teak	

*finishes with coordinating laminate top option

4 Laminate Color Selection (Stand Up Surface)

AGA Aged Ash	BGL Brighton Light	PIN Pinnacle Walnut
ALB Alabaster	CLL Collectors	SHD Shadow
ALL Ale Light	DWH Designer White	SLG Slate Grey
BLO Blonde Echo	FLO Florence Walnut	STU Studio Teak
BOL Bourbon Light	GRH Graphite	VIN Vintage
BZW Brazilwood	HGL High Line	WLH Walnut Heights
BBL Bridal Blanco	OAT Oatmeal Cookie	WEA Weathered Ash

- 5 Visit www.jsifurniture.com/finishes-and-materials/textiles for our textiles program. See selection of standard and graded in manufacturers and patterns.

Specifications

- Wood species - Cherry, Maple, Walnut or Double Cut. Seat has synthetic sheet webbing with cross strap reinforcement, 4 1/4" high density polyurethane foam.
- Back has high density polyurethane foam.
- Arms have 3/4" thick top and 1/4" thick side high density polyurethane foam.
- Plywood construction with locking tenons, glue and screws.
- Linking bracket included.
- Metal legs are 16 gauge steel tube with metal leveling glides.
- 3/4" thick 10" deep laminate stand up surface with coordinating 3mm PVC edge supported by steel columns, 42" surface height.

When ordering Quickship products, place a "Q" in front of model number.
Example: QGT4901D

NOW!
Need it.
JSI Quickship

Description

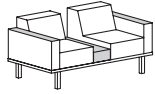
① Model

Specifications

List Price Per Grade

Two Seat Low Back

NOW!



CTL2201W2CC

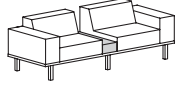
- wood cap arms
- 5" arm width
- 20" individual seat width
- 10" wide center console
- COM based on single fabric
- multiple fabrics, see pages CT6-CT8 for yardage requirements
- double cut veneer available; specify and add \$233 list

Dimensions	D	W	H
Overall	32	60	30 ½
Seat	20	40	18
Arm		5	25
Upholstery		Shipping	
COM Ydg	10	Ctn Wt	123
COL Sq Ft	230	Cu Ft	31

COM	\$5,328
A	\$5,548
B	\$5,826
COL/C	\$6,311
D	\$6,939
E	\$7,565
F	\$8,540
G	\$9,584
H	\$10,696
I	\$12,435
J	\$14,522
L1	\$11,183
L2	\$12,643

Two Seat Low Back

NOW!



CTL2301U2CC

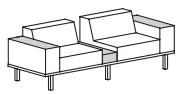
- upholstered arms
- 10" arm width
- 30" individual seat width
- 10" wide center console
- COM based on single fabric
- multiple fabrics, see pages CT6-CT8 for yardage requirements
- double cut veneer available; specify and add \$186 list

Dimensions	D	W	H
Overall	32	90	30 ½
Seat	20	60	18
Arm		10	24 ½
Upholstery		Shipping	
COM Ydg	10	Ctn Wt	237
COL Sq Ft	230	Cu Ft	46

COM	\$5,332
A	\$5,551
B	\$5,830
COL/C	\$6,318
D	\$6,944
E	\$7,570
F	\$8,544
G	\$9,588
H	\$10,700
I	\$12,440
J	\$14,526
L1	\$11,189
L2	\$12,649

Two Seat Low Back

NOW!



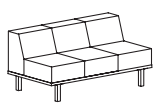
CTL2301W2CC

- wood cap arms
- 10" arm width
- 30" individual seat width
- 10" wide center console
- COM based on single fabric
- multiple fabrics, see pages CT6-CT8 for yardage requirements
- double cut veneer available; specify and add \$233 list

Dimensions	D	W	H
Overall	32	90	30 ½
Seat	20	60	18
Arm		10	25
Upholstery		Shipping	
COM Ydg	10	Ctn Wt	247
COL Sq Ft	230	Cu Ft	46

COM	\$5,709
A	\$5,935
B	\$6,213
COL/C	\$6,699
D	\$7,326
E	\$7,954
F	\$8,926
G	\$9,971
H	\$11,083
I	\$12,822
J	\$14,910
L1	\$11,569
L2	\$13,030

Three Seat Low Back

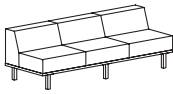
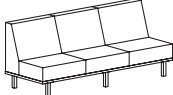


CTL3201

- armless
- 20" individual seat width
- COM based on single fabric
- multiple fabrics, see pages CT6-CT8 for yardage requirements
- double cut veneer available; specify and add \$124 list

Dimensions	D	W	H
Overall	32	60	30 ½
Seat	20	60	18
Upholstery		Shipping	
COM Ydg	10 ½	Ctn Wt	141
COL Sq Ft	242	Cu Ft	31

COM	\$4,571
A	\$4,788
B	\$5,079
COL/C	\$5,589
D	\$6,250
E	\$6,906
F	\$7,930
G	\$9,025
H	\$10,195
I	\$12,019
J	\$14,210
L1	\$10,703
L2	\$12,237

Description	1 Model	Specifications	List Price Per Grade
Three Seat Low Back 	CTL3301 <ul style="list-style-type: none"> armless 30" individual seat width COM based on single fabric multiple fabrics, see pages CT6-CT8 for yardage requirements double cut veneer available; specify and add \$124 list 	Dimensions	COM \$4,975
		Overall 32 90 30 1/2	A \$5,198
		Seat 20 90 18	B \$5,490
		Upholstery	COL/C \$6,002
		Shipping	D \$6,659
		COM Ydg 10 1/2 Ctn Wt 206	E \$7,319
		COL Sq Ft 242 Cu Ft 46	F \$8,341
			G \$9,435
			H \$10,605
			I \$12,429
Three Seat Mid Back 	CTL3302 <ul style="list-style-type: none"> armless 30" individual seat width COM based on single fabric multiple fabrics, see pages CT6-CT8 for yardage requirements double cut veneer available; specify and add \$124 list 	Dimensions	COM \$5,564
		Overall 32 90 37 1/2	A \$5,806
		Seat 20 90 18	B \$6,119
		Upholstery	COL/C \$6,667
		Shipping	D \$7,372
		COM Ydg 11 1/4 Ctn Wt 211	E \$8,076
		COL Sq Ft 259 Cu Ft 58	F \$9,174
			G \$10,344
			H \$11,599
			I \$13,556
			J \$15,903
			L1 \$12,145
			L2 \$13,791

To Order, Specify:

- Model Number
- Wood Species - Cherry (CH1), Maple (MA1), Walnut (WA1) or Double Cut (DC1)
- Wood Finish
- Fabric Selection - vendor, pattern and color
 - Seat
 - Back
 - Arm
- Metal Leg Color - Black Sandtex (BSX), Pewter (PEW), Soft Nickel (SNK) or Stardust Silver (STS)
- Optional Wood Back Rail - available on any unit with two arms, specify and add \$187 list
- Optional Power Center - Flush Mount (EC22) - Black (B) or White (W); \$668 list each, see page CT3 for location availability
- Arm Cap - Wood (M) or Black 3D Laminate (B3L)
- Optional Drink Holder(s) (DH) - add \$117 list each, indicate left or right arm; add \$234 list for end table
- Optional Tablet Arm - indicate left (TBL) or right arm (TBR); flat cut add \$646 list, double cut add \$674 list
- Optional Coordinating Wood Grain Laminate Available on Wood Cap Arm or Table Top - no upcharge. Finishes with an asterisk have a coordinating laminate available
- Optional Rubber Cushion Nylon Glides - no upcharge

3 Wood Finish Options:

Cherry	Maple	Walnut
BRL Barley	ALM Ale Medium	AUB Auburn
BBM Bourbon Medium	BUT Butterscotch	ESP Espresso
BRM Brighton Medium	CIN Cinnamon	MCH Mocha*
CLA Classic	FLX Flax	NTO Night Owl*
CLL Collectors*	VEN Venetian	SIE Sienna*
EAR Earthy	TOF Toffee	
HRV Harvest*	TRF Truffle*	
LGC Legacy		
PRL Praline*		
SAF Saffron		

*finishes with coordinating laminate top option

Double Cut	
COF Coffee	GRH Graphite
CRM Cremello	KHK Khaki
FOS Fossil	STU Studio Teak

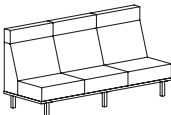
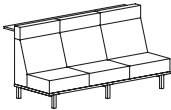
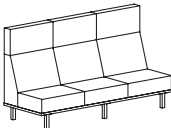
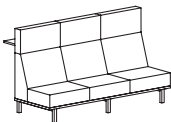
- Visit www.jsifurniture.com/finishes-and-materials/textiles for our textiles program. See selection of standard and graded in manufacturers and patterns.

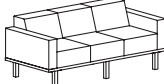
Specifications

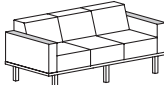
- Wood species - Cherry, Maple, Walnut or Double Cut.
- Seat has synthetic sheet webbing with cross strap reinforcement, 4 1/4" high density polyurethane foam.
- Back has high density polyurethane foam.
- Arms have 3/4" thick top and 1/4" thick side high density polyurethane foam.
- Plywood construction with locking tenons, glue and screws.
- Linking bracket included.
- Metal legs are 16 gauge steel tube with metal leveling glides.

When ordering Quickship products, place a "Q" in front of model number.
Example: QGT4901D

NOW!
Need it.
JSI Quickship

Description	① Model	Specifications	List Price Per Grade																								
Three Seat High Back 	CTL3303 <ul style="list-style-type: none">armless30" individual seat width7" high headrestCOM based on single fabricmultiple fabrics, see pages CT6-CT8 for yardage requirementsdouble cut veneer available; specify and add \$124 list	<table><tr><th>Dimensions</th><th>D</th><th>W</th><th>H</th></tr><tr><td>Overall</td><td>32</td><td>90</td><td>44 ½</td></tr><tr><td>Seat</td><td>20</td><td>90</td><td>18</td></tr><tr><th colspan="2">Upholstery</th><th colspan="2">Shipping</th></tr><tr><td>COM Ydg</td><td>13 ½</td><td>Ctn Wt</td><td>226</td></tr><tr><td>COL Sq Ft</td><td>311</td><td>Cu Ft</td><td>71</td></tr></table>	Dimensions	D	W	H	Overall	32	90	44 ½	Seat	20	90	18	Upholstery		Shipping		COM Ydg	13 ½	Ctn Wt	226	COL Sq Ft	311	Cu Ft	71	COM \$6,125 A \$6,408 B \$6,782 COL/C \$7,439 D \$8,284 E \$9,133 F \$10,447 G \$11,855 H \$13,357 I \$15,704 J \$18,524 L1 \$14,015 L2 \$15,986
Dimensions	D	W	H																								
Overall	32	90	44 ½																								
Seat	20	90	18																								
Upholstery		Shipping																									
COM Ydg	13 ½	Ctn Wt	226																								
COL Sq Ft	311	Cu Ft	71																								
Three Seat High Back with Stand Up Surface 	CTL3304 <ul style="list-style-type: none">armlessstand up surface corner; specify square (S) no upcharge or rounded (R) add \$47 liststand up surface30" individual seat width7" high headrest41 ¾" high stand up surfaceCOM based on single fabricmultiple fabrics, see pages CT6-CT8 for yardage requirementsdouble cut veneer available; specify and add \$124 list	<table><tr><th>Dimensions</th><th>D</th><th>W</th><th>H</th></tr><tr><td>Overall</td><td>42</td><td>90</td><td>44 ½</td></tr><tr><td>Seat</td><td>20</td><td>90</td><td>18</td></tr><tr><th colspan="2">Upholstery</th><th colspan="2">Shipping</th></tr><tr><td>COM Ydg</td><td>13 ½</td><td>Ctn Wt</td><td>277</td></tr><tr><td>COL Sq Ft</td><td>311</td><td>Cu Ft</td><td>83</td></tr></table>	Dimensions	D	W	H	Overall	42	90	44 ½	Seat	20	90	18	Upholstery		Shipping		COM Ydg	13 ½	Ctn Wt	277	COL Sq Ft	311	Cu Ft	83	COM \$7,906 A \$8,213 B \$8,590 COL/C \$9,248 D \$10,093 E \$10,938 F \$12,255 G \$13,660 H \$15,163 I \$17,512 J \$20,330 L1 \$15,822 L2 \$17,793
Dimensions	D	W	H																								
Overall	42	90	44 ½																								
Seat	20	90	18																								
Upholstery		Shipping																									
COM Ydg	13 ½	Ctn Wt	277																								
COL Sq Ft	311	Cu Ft	83																								
Three Seat Privacy Back 	CTL3305 <ul style="list-style-type: none">armless30" individual seat width14" high headrestCOM based on single fabricmultiple fabrics, see pages CT6-CT8 for yardage requirementsdouble cut veneer available; specify and add \$124 list	<table><tr><th>Dimensions</th><th>D</th><th>W</th><th>H</th></tr><tr><td>Overall</td><td>32</td><td>90</td><td>51 ½</td></tr><tr><td>Seat</td><td>20</td><td>90</td><td>18</td></tr><tr><th colspan="2">Upholstery</th><th colspan="2">Shipping</th></tr><tr><td>COM Ydg</td><td>15</td><td>Ctn Wt</td><td>232</td></tr><tr><td>COL Sq Ft</td><td>345</td><td>Cu Ft</td><td>84</td></tr></table>	Dimensions	D	W	H	Overall	32	90	51 ½	Seat	20	90	18	Upholstery		Shipping		COM Ydg	15	Ctn Wt	232	COL Sq Ft	345	Cu Ft	84	COM \$6,686 A \$6,998 B \$7,414 COL/C \$8,146 D \$9,083 E \$10,023 F \$11,484 G \$13,050 H \$14,721 I \$17,329 J \$20,459 L1 \$15,450 L2 \$17,640
Dimensions	D	W	H																								
Overall	32	90	51 ½																								
Seat	20	90	18																								
Upholstery		Shipping																									
COM Ydg	15	Ctn Wt	232																								
COL Sq Ft	345	Cu Ft	84																								
Three Seat Privacy Back with Stand Up Surface 	CTL3306 <ul style="list-style-type: none">armlessstand up surface corner; specify square (S) no upcharge or rounded (R) add \$47 list30" individual seat width14" high headrest41 ¾" high stand up surfaceCOM based on single fabricmultiple fabrics, see pages CT6-CT8 for yardage requirementsdouble cut veneer available; specify and add \$124 list	<table><tr><th>Dimensions</th><th>D</th><th>W</th><th>H</th></tr><tr><td>Overall</td><td>42</td><td>90</td><td>51 ½</td></tr><tr><td>Seat</td><td>20</td><td>90</td><td>18</td></tr><tr><th colspan="2">Upholstery</th><th colspan="2">Shipping</th></tr><tr><td>COM Ydg</td><td>15</td><td>Ctn Wt</td><td>283</td></tr><tr><td>COL Sq Ft</td><td>345</td><td>Cu Ft</td><td>96</td></tr></table>	Dimensions	D	W	H	Overall	42	90	51 ½	Seat	20	90	18	Upholstery		Shipping		COM Ydg	15	Ctn Wt	283	COL Sq Ft	345	Cu Ft	96	COM \$8,468 A \$8,804 B \$9,222 COL/C \$9,951 D \$10,892 E \$11,831 F \$13,292 G \$14,858 H \$16,529 I \$19,137 J \$22,267 L1 \$17,257 L2 \$19,447
Dimensions	D	W	H																								
Overall	42	90	51 ½																								
Seat	20	90	18																								
Upholstery		Shipping																									
COM Ydg	15	Ctn Wt	283																								
COL Sq Ft	345	Cu Ft	96																								

Description	1 Model	Specifications	List Price Per Grade
Three Seat Low Back 	CTL3201U2 • upholstered arms • 5" arm width • 20" individual seat width • COM based on single fabric • multiple fabrics, see pages CT6-CT8 for yardage requirements • double cut veneer available; specify and add \$124 list	Dimensions	COM \$5,742
		Overall	A \$6,017
		Seat	B \$6,394
		Arm	COL/C \$7,051
		Upholstery	D \$7,896
		Shipping	E \$8,743
		COM Ydg	F \$10,058
		COL Sq Ft	G \$11,465
			H \$12,970
			I \$15,317
			J \$18,136
			L1 \$13,625
			L2 \$15,595

Three Seat Low Back 	CTL3201W2 • wood cap arms • 5" arm width • 20" individual seat width • COM based on single fabric • multiple fabrics, see pages CT6-CT8 for yardage requirements • double cut veneer available; specify and add \$186 list	Dimensions	COM \$6,118
		Overall	A \$6,397
		Seat	B \$6,775
		Arm	COL/C \$7,433
		Upholstery	D \$8,278
		Shipping	E \$9,122
		COM Ydg	F \$10,439
		COL Sq Ft	G \$11,847
			H \$13,349
			I \$15,697
			J \$18,517
			L1 \$14,007
			L2 \$15,979

To Order, Specify:

- 1 Model Number
- 2 Wood Species - Cherry (CH1), Maple (MA1), Walnut (WA1) or Double Cut (DC1)
- 3 Wood Finish
- 4 Laminate Color Selection (Stand Up Surface)
- 5 Surface Corners (Stand Up Surface) - Square (S), no upcharge or Rounded (R), add \$47 list
- 6 Fabric Selection - vendor, pattern and color
 - A. Seat
 - B. Back
 - C. Arm
 - D. Headrest
- 7 Metal Leg Color - Black Sandtex (BSX), Pewter (PEW), Soft Nickel (SNK) or Stardust Silver (STS)
- 8 Optional Wood Back Rail - available on any unit with two arms, specify and add \$187 list
- 9 Optional Power Center - Flush Mount (EC22) - Black (B) or White (W); \$668 list each, see page CT3 for location availability
- 10 Arm Cap - Wood (M) or Black 3D Laminate (B3L)
- 11 Optional Drink Holder(s) (DH) - add \$117 list each, indicate left or right arm
- 12 Optional Tablet Arm - indicate left (TBL) or right arm (TBR); flat cut add \$646 list, double cut add \$674 list
- 13 Optional Coordinating Wood Grain Laminate
Available - no upcharge. Finishes with an asterisk have a coordinating laminate available
- 14 Optional Rubber Cushion Nylon Glides - no upcharge

3 Wood Finish Options:

Cherry	Maple	Walnut
BRL Barley	ALM Ale Medium	AUB Auburn
BBM Bourbon Medium	BUT Butterscotch	ESP Espresso
BRM Brighton Medium	CIN Cinnamon	MCH Mocha*
CLA Classic	FLX Flax	NTO Night Owl*
CLL Collectors*	VEN Venetian	SIE Sienna*
EAR Earthy	TOF Toffee	
HRV Harvest*	TRF Truffle*	
LGC Legacy		
PRL Praline*		
SAF Saffron		

Double Cut

COF Coffee	GRH Graphite
CRM Cremello	KHK Khaki
FOS Fossil	STU Studio Teak

4 Laminate Color Selection (Stand Up Surface)

AGA Aged Ash	BGL Brighton Light	PIN Pinnacle Walnut
ALB Alabaster	CLL Collectors	SHD Shadow
ALL Ale Light	DWH Designer White	SLG Slate Grey
BLO Blonde Echo	FLO Florence Walnut	STU Studio Teak
BOL Bourbon Light	GRH Graphite	VIN Vintage
BZW Brazilwood	HGL High Line	WLH Walnut Heights
BBL Bridal Blanco	OAT Oatmeal Cookie	WEA Weathered Ash


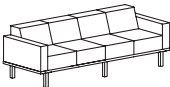
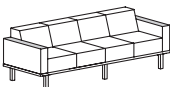



- 5 Visit www.jsifurniture.com/finishes-and-materials/textiles for our textiles program. See selection of standard and graded in manufacturers and patterns.

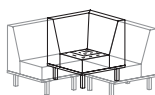





Specifications

- Wood species - Cherry, Maple, Walnut or Double Cut. Seat has synthetic sheet webbing with cross strap reinforcement, 4 1/4" high density polyurethane foam.
- Back has high density polyurethane foam.
- Arms have 3/4" thick top and 1/4" thick side high density polyurethane foam.
- Plywood construction with locking tenons, glue and screws.
- Linking bracket included.
- Metal legs are 16 gauge steel tube with metal leveling glides.
- 3/4" thick 10" deep laminate stand up surface with coordinating 3mm PVC edge supported by steel columns, 42" surface height.

When ordering Quickship products, place a "Q" in front of model number.
Example: QGT4901D

Need it.
JSI Quickship

Description	① Model	Specifications	List Price Per Grade																												
Four Seat Low Back 	CTL4201 <ul style="list-style-type: none">· armless· 20" individual seat width· COM based on single fabric· multiple fabrics, see pages CT6-CT8 for yardage requirements· double cut veneer available; specify and add \$124 list	<table><tr><th>Dimensions</th><th>D</th><th>W</th><th>H</th></tr><tr><td>Overall</td><td>32</td><td>80</td><td>30 ½</td></tr><tr><td>Seat</td><td>20</td><td>80</td><td>18</td></tr><tr><th colspan="2">Upholstery</th><th colspan="2">Shipping</th></tr><tr><td>COM Ydg</td><td>14</td><td>Ctn Wt</td><td>194</td></tr><tr><td>COL Sq Ft</td><td>322</td><td>Cu Ft</td><td>41</td></tr></table>	Dimensions	D	W	H	Overall	32	80	30 ½	Seat	20	80	18	Upholstery		Shipping		COM Ydg	14	Ctn Wt	194	COL Sq Ft	322	Cu Ft	41	COM \$6,082 A \$6,370 B \$6,760 COL/C \$7,440 D \$8,318 E \$9,195 F \$10,558 G \$12,019 H \$13,578 I \$16,013 J \$18,935 L1 \$14,258 L2 \$16,305				
Dimensions	D	W	H																												
Overall	32	80	30 ½																												
Seat	20	80	18																												
Upholstery		Shipping																													
COM Ydg	14	Ctn Wt	194																												
COL Sq Ft	322	Cu Ft	41																												
Four Seat Low Back 	CTL4201U2 <ul style="list-style-type: none">· upholstered arms· 5" arm width· 20" individual seat width· COM based on single fabric· multiple fabrics, see pages CT6-CT8 for yardage requirements· double cut veneer available; specify and add \$124 list	<table><tr><th>Dimensions</th><th>D</th><th>W</th><th>H</th></tr><tr><td>Overall</td><td>32</td><td>90</td><td>30 ½</td></tr><tr><td>Seat</td><td>20</td><td>80</td><td>18</td></tr><tr><td>Arm</td><td></td><td>5</td><td>24 ½</td></tr><tr><th colspan="2">Upholstery</th><th colspan="2">Shipping</th></tr><tr><td>COM Ydg</td><td>17</td><td>Ctn Wt</td><td>206</td></tr><tr><td>COL Sq Ft</td><td>391</td><td>Cu Ft</td><td>46</td></tr></table>	Dimensions	D	W	H	Overall	32	90	30 ½	Seat	20	80	18	Arm		5	24 ½	Upholstery		Shipping		COM Ydg	17	Ctn Wt	206	COL Sq Ft	391	Cu Ft	46	COM \$7,274 A \$7,617 B \$8,092 COL/C \$8,920 D \$9,984 E \$11,049 F \$12,703 G \$14,479 H \$16,371 I \$19,328 J \$22,875 L1 \$17,199 L2 \$19,681
Dimensions	D	W	H																												
Overall	32	90	30 ½																												
Seat	20	80	18																												
Arm		5	24 ½																												
Upholstery		Shipping																													
COM Ydg	17	Ctn Wt	206																												
COL Sq Ft	391	Cu Ft	46																												
Four Seat Low Back 	CTL4201W2 <ul style="list-style-type: none">· wood cap arms· 5" arm width· 20" individual seat width· COM based on single fabric· multiple fabrics, see pages CT6-CT8 for yardage requirements· double cut veneer available; specify and add \$186 list	<table><tr><th>Dimensions</th><th>D</th><th>W</th><th>H</th></tr><tr><td>Overall</td><td>32</td><td>90</td><td>30 ½</td></tr><tr><td>Seat</td><td>20</td><td>80</td><td>18</td></tr><tr><td>Arm</td><td></td><td>5</td><td>25</td></tr><tr><th colspan="2">Upholstery</th><th colspan="2">Shipping</th></tr><tr><td>COM Ydg</td><td>17</td><td>Ctn Wt</td><td>216</td></tr><tr><td>COL Sq Ft</td><td>391</td><td>Cu Ft</td><td>46</td></tr></table>	Dimensions	D	W	H	Overall	32	90	30 ½	Seat	20	80	18	Arm		5	25	Upholstery		Shipping		COM Ydg	17	Ctn Wt	216	COL Sq Ft	391	Cu Ft	46	COM \$7,645 A \$7,999 B \$8,472 COL/C \$9,297 D \$10,362 E \$11,428 F \$13,083 G \$14,858 H \$16,752 I \$19,706 J \$23,254 L1 \$17,579 L2 \$20,059
Dimensions	D	W	H																												
Overall	32	90	30 ½																												
Seat	20	80	18																												
Arm		5	25																												
Upholstery		Shipping																													
COM Ydg	17	Ctn Wt	216																												
COL Sq Ft	391	Cu Ft	46																												
Corner Seat Low Back  CTC20S1UC center  CTC20S1UR right  CTC20S1UL left	CTC20S1UC CTC20S1UR CTC20S1UL <ul style="list-style-type: none">· armless· 20" seat width· COM based on single fabric· multiple fabrics, see pages CT6-CT8 for yardage requirements· double cut veneer available; specify and add \$124 list	<table><tr><th>Dimensions</th><th>D</th><th>W</th><th>H</th></tr><tr><td>Overall</td><td>32</td><td>32</td><td>30 ½</td></tr><tr><td>Seat</td><td>20</td><td>20</td><td>18</td></tr><tr><th colspan="2">Upholstery</th><th colspan="2">Shipping</th></tr><tr><td>COM Ydg</td><td>4</td><td>Ctn Wt</td><td>90</td></tr><tr><td>COL Sq Ft</td><td>92</td><td>Cu Ft</td><td>17</td></tr></table>	Dimensions	D	W	H	Overall	32	32	30 ½	Seat	20	20	18	Upholstery		Shipping		COM Ydg	4	Ctn Wt	90	COL Sq Ft	92	Cu Ft	17	COM \$3,254 A \$3,359 B \$3,471 COL/C \$3,664 D \$3,916 E \$4,165 F \$4,556 G \$4,973 H \$5,421 I \$6,114 J \$6,951 L1 \$5,614 L2 \$6,197				
Dimensions	D	W	H																												
Overall	32	32	30 ½																												
Seat	20	20	18																												
Upholstery		Shipping																													
COM Ydg	4	Ctn Wt	90																												
COL Sq Ft	92	Cu Ft	17																												

Description	1 Model	Specifications	List Price Per Grade																											
Corner Seat Mid Back	 CTC20S2UC center	 CTC20S2UR right	 CTC20S2UL left	CTC20S2UC CTC20S2UR CTC20S2UL <ul style="list-style-type: none">· armless· 20" seat width· COM based on single fabric· multiple fabrics, see pages CT6–CT8 for yardage requirements· double cut veneer available; specify and add \$124 list	<table><tr><th>Dimensions</th><th>D</th><th>W</th><th>H</th></tr><tr><td>Overall</td><td>32</td><td>32</td><td>37 ½</td></tr><tr><td>Seat</td><td>20</td><td>20</td><td>18</td></tr><tr><th colspan="2">Upholstery</th><th colspan="2">Shipping</th></tr><tr><td>COM Ydg</td><td>4 ½</td><td>Ctn Wt</td><td>95</td></tr><tr><td>COL Sq Ft</td><td>104</td><td>Cu Ft</td><td>22</td></tr></table>	Dimensions	D	W	H	Overall	32	32	37 ½	Seat	20	20	18	Upholstery		Shipping		COM Ydg	4 ½	Ctn Wt	95	COL Sq Ft	104	Cu Ft	22	COM \$3,366 A \$3,480 B \$3,607 COL/C \$3,824 D \$4,107 E \$4,389 F \$4,828 G \$5,295 H \$5,798 I \$6,579 J \$7,521 L1 \$6,016 L2 \$6,673
					Dimensions	D	W	H																						
Overall	32	32	37 ½																											
Seat	20	20	18																											
Upholstery		Shipping																												
COM Ydg	4 ½	Ctn Wt	95																											
COL Sq Ft	104	Cu Ft	22																											
Corner Seat High Back	 CTC20S3UC center	 CTC20S3UR right	 CTC20S3UL left	CTC20S3UC CTC20S3UR CTC20S3UL <ul style="list-style-type: none">· armless· 20" seat width· 7" high headrest· COM based on single fabric· multiple fabrics, see pages CT6–CT8 for yardage requirements· double cut veneer available; specify and add \$124 list	<table><tr><th>Dimensions</th><th>D</th><th>W</th><th>H</th></tr><tr><td>Overall</td><td>32</td><td>32</td><td>44 ½</td></tr><tr><td>Seat</td><td>20</td><td>20</td><td>18</td></tr><tr><th colspan="2">Upholstery</th><th colspan="2">Shipping</th></tr><tr><td>COM Ydg</td><td>6 ¼</td><td>Ctn Wt</td><td>115</td></tr><tr><td>COL Sq Ft</td><td>144</td><td>Cu Ft</td><td>26</td></tr></table>	Dimensions	D	W	H	Overall	32	32	44 ½	Seat	20	20	18	Upholstery		Shipping		COM Ydg	6 ¼	Ctn Wt	115	COL Sq Ft	144	Cu Ft	26	COM \$3,479 A \$3,618 B \$3,792 COL/C \$4,096 D \$4,488 E \$4,879 F \$5,489 G \$6,142 H \$6,835 I \$7,922 J \$9,228 L1 \$7,141 L2 \$8,053
Dimensions	D	W	H																											
Overall	32	32	44 ½																											
Seat	20	20	18																											
Upholstery		Shipping																												
COM Ydg	6 ¼	Ctn Wt	115																											
COL Sq Ft	144	Cu Ft	26																											

To Order, Specify:

- Model Number
- Wood Species - Cherry (CH1), Maple (MA1), Walnut (WA1) or Double Cut (DC1)
- Wood Finish
- Fabric Selection - vendor, pattern and color
 - Seat
 - Back
 - Arm
 - Headrest
- Metal Leg Color - Black Sandtex (BSX), Pewter (PEW), Soft Nickel (SNK) or Stardust Silver (STS)
- Optional Wood Back Rail - available on any unit with two arms, specify and add \$187 list
- Optional Power Center - Flush Mount (EC22) - Black (B) or White (W); \$668 list each, see page CT3 for location availability
- Arm Cap - Wood (M) or Black D Laminate (B3L)
- Optional Drink Holder(s) (DH) - add \$117 list each, indicate left or right arm
- Optional Tablet Arm - indicate left (TBL) or right arm (TBR); flat cut add \$646 list, double cut add \$674 list
- Optional Coordinating Wood Grain Laminate
Available - no upcharge. Finishes with an asterisk have a coordinating laminate available
- Optional Rubber Cushion Nylon Glides - no upcharge

3 Wood Finish Options:

Cherry	Maple	Walnut
BRL Barley	ALM Ale Medium	AUB Auburn
BBM Bourbon Medium	BUT Butterscotch	ESP Espresso
BRM Brighton Medium	CIN Cinnamon	MCH Mocha*
CLA Classic	FLX Flax	NTO Night Owl*
CLL Collectors*	VEN Venetian	SIE Sienna*
EAR Earthy	TOF Toffee	
HRV Harvest*	TRF Truffle*	
LGC Legacy		
PRL Praline*		
SAF Saffron		

Double Cut

COF Coffee	GRH Graphite
CRM Cremello	KHK Khaki
FOS Fossil	STU Studio Teak

*finishes with coordinating laminate top option

- Visit www.jsifurniture.com/finishes-and-materials/textiles for our textiles program. See selection of standard and graded in manufacturers and patterns.

Specifications

- Wood species - Cherry, Maple, Walnut or Double Cut. Seat has synthetic sheet webbing with cross strap reinforcement, 4¼" high density polyurethane foam.
- Back has high density polyurethane foam.
- Arms have ¾" thick top and ¼" thick side high density polyurethane foam.
- Plywood construction with locking tenons, glue and screws.
- Linking bracket included.
- Metal legs are 16 gauge steel tube with metal leveling glides.

When ordering Quickship products, place a "Q" in front of model number.
Example: QGT4901D

NOW!
Need it.
JSI Quickship

Description

Model

Specifications

List Price Per Grade

Corner Seat High Back with Stand Up Surface



CTC20S4UC
center



CTC20S4UR
right



CTC20S4UL
left

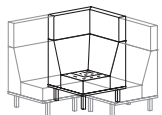
CTC20S4UC CTC20S4UR CTC20S4UL

- armless
- stand up surface corner; specify square (S) no upcharge or rounded (R) add \$90 list
- 20" seat width
- 7" high headrest
- 41 3/4" high stand up surface
- COM based on single fabric
- multiple fabrics, see pages CT6-CT8 for yardage requirements
- double cut veneer available; specify and add \$124 list

Dimensions	D	W	H
Overall	42	42	44 1/2
Seat	20	20	18
Upholstery		Shipping	
COM Ydg	6 1/4	Ctn Wt	153
COL Sq Ft	144	Cu Ft	38

COM	\$5,793
A	\$5,969
B	\$6,144
COL/C	\$6,447
D	\$6,840
E	\$7,230
F	\$7,842
G	\$8,491
H	\$9,186
I	\$10,275
J	\$11,579
L1	\$9,491
L2	\$10,405

Corner Seat Privacy Back



CTC20S5UC
center



CTC20S5UR
right



CTC20S5UL
left

CTC20S5UC CTC20S5UR CTC20S5UL

- armless
- 20" seat width
- 14" high headrest
- COM based on single fabric
- multiple fabrics, see pages CT6-CT8 for yardage requirements
- double cut veneer available; specify and add \$124 list

Dimensions	D	W	H
Overall	32	32	51 1/2
Seat	20	20	18
Upholstery		Shipping	
COM Ydg	7	Ctn Wt	125
COL Sq Ft	161	Cu Ft	31

COM	\$3,589
A	\$3,743
B	\$3,936
COL/C	\$4,278
D	\$4,717
E	\$5,156
F	\$5,837
G	\$6,568
H	\$7,347
I	\$8,565
J	\$10,025
L1	\$7,686
L2	\$8,710

Corner Seat Privacy Back with Stand Up Surface



CTC20S6UC
center



CTC20S6UR
right



CTC20S6UL
left

CTC20S6UC CTC20S6UR CTC20S6UL

- armless
- stand up surface corner; specify square (S) no upcharge or rounded (R) add \$90 list
- 20" seat width
- 14" high headrest
- 41 3/4" high stand up surface
- COM based on single fabric
- multiple fabrics, see pages CT6-CT8 for yardage requirements
- double cut veneer available; specify and add \$124 list

Dimensions	D	W	H
Overall	42	42	51 1/2
Seat	20	20	18
Upholstery		Shipping	
COM Ydg	7	Ctn Wt	163
COL Sq Ft	161	Cu Ft	43

COM	\$5,905
A	\$6,094
B	\$6,289
COL/C	\$6,630
D	\$7,068
E	\$7,505
F	\$8,187
G	\$8,918
H	\$9,699
I	\$10,914
J	\$12,375
L1	\$10,039
L2	\$11,059

Corner Table Mid Back



CTC20T2UC
center



CTC20T2UR
right



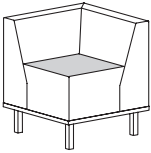



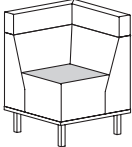
CTC20T2UL
left

CTC20T2UC CTC20T2UR CTC20T2UL

- upholstered top
- 23" table width
- table height is same as arm height
- COM based on single fabric
- multiple fabrics, see pages CT6-CT8 for yardage requirements
- double cut veneer available; specify and add \$124 list

Dimensions	D	W	H
Overall	32	32	37 1/2
Table	23	23	24 1/2
Upholstery		Shipping	
COM Ydg	4 3/4	Ctn Wt	115
COL Sq Ft	110	Cu Ft	22

COM	\$3,411
A	\$3,530
B	\$3,661
COL/C	\$3,892
D	\$4,191
E	\$4,487
F	\$4,951
G	\$5,444
H	\$5,974
I	\$6,802
J	\$7,793
L1	\$6,207
L2	\$6,900

Description	1 Model	Specifications			List Price Per Grade	
Corner Table Mid Back 	CTC20T2W • wood top • diagonal grain • 23" table width • table height is same as arm height • COM based on single fabric • multiple fabrics, see pages CT6-CT8 for yardage requirements • double cut veneer available; specify and add \$186 list	Dimensions	D	W	H	COM \$3,634
		Overall	32	32	37 1/2	A \$3,746
		Table	23	23	25	B \$3,858
		Upholstery		Shipping		COL/C \$4,051
		COM Ydg	4	Ctn Wt	120	D \$4,303
		COL Sq Ft	92	Cu Ft	22	E \$4,554
						F \$4,945
						G \$5,360
						H \$5,806
						I \$6,501
Corner Table High Back  CTC20T3UC center  CTC20T2UR right  CTC20T2UL left	CTC20T3UC CTC20T3UR CTC20T3UL • upholstered top • 23" table width • table height is same as arm height • COM based on single fabric • multiple fabrics, see pages CT6-CT8 for yardage requirements • double cut veneer available; specify and add \$124 list	Dimensions	D	W	H	COM \$3,524
		Overall	32	32	44 1/2	A \$3,667
		Table	23	23	24 1/2	B \$3,851
		Upholstery		Shipping		COL/C \$4,164
		COM Ydg	6 1/2	Ctn Wt	135	D \$4,572
		COL Sq Ft	150	Cu Ft	26	E \$4,978
						F \$5,613
						G \$6,291
						H \$7,013
						I \$8,145
Corner Table High Back 	CTC20T3W • wood top • diagonal grain • 23" table width • table height is same as arm height • COM based on single fabric • multiple fabrics, see pages CT6-CT8 for yardage requirements • double cut veneer available; specify and add \$186 list	Dimensions	D	W	H	COM \$3,747
		Overall	32	32	44 1/2	A \$3,885
		Table	23	23	25	B \$4,046
		Upholstery		Shipping		COL/C \$4,326
		COM Ydg	5 3/4	Ctn Wt	140	D \$4,684
		COL Sq Ft	133	Cu Ft	26	E \$5,045
						F \$5,605
						G \$6,206
						H \$6,846
						I \$7,846

To Order, Specify:

- Model Number
- Wood Species - Cherry (CH1), Maple (MA1), Walnut (WA1) or Double Cut (DC1)
- Wood Finish
- Laminate Color Selection (Stand Up Surface)
- Surface Corners (Stand Up Surface) - Square (S), no upcharge or Rounded (R), add \$90 list
- Fabric Selection - vendor, pattern and color
 - Seat
 - Back
 - Headrest
- Metal Leg Color - Black Sandtex (BSX), Pewter (PEW), Soft Nickel (SNK) or Stardust Silver (STS)
- Optional Coordinating Wood Grain Laminate Available on Table Tops - no upcharge. Finishes with an asterisk have a coordinating laminate available
- Optional Rubber Cushion Nylon Glides - no upcharge
- Product Options

3 Wood Finish Options:

Cherry	Maple	Walnut
BRL Barley	ALM Ale Medium	AUB Auburn
BBM Bourbon Medium	BUT Butterscotch	ESP Espresso
BRM Brighton Medium	CIN Cinnamon	MCH Mocha*
CLA Classic	FLX Flax	NTO Night Owl*
CLL Collectors*	VEN Venetian	SIE Sienna*
EAR Earthy	TOF Toffee	
HRV Harvest*	TRF Truffle*	
LGC Legacy	*finishes with coordinating laminate top option	
PRL Praline*		
SAF Saffron		
Double Cut		
COF Coffee	GRH Graphite	
CRM Cremello	KHK Khaki	
FOS Fossil	STU Studio Teak	

4 Laminate Color Selection (Stand Up Surface)

see page CT2 for list of laminates

- Visit www.jsifurniture.com/finishes-and-materials/textiles for our textiles program. See selection of standard and graded in manufacturers and patterns.

Specifications

- Wood species - Cherry, Maple, Walnut or Double Cut. Seat has synthetic sheet webbing with cross strap reinforcement, 4 1/4" high density polyurethane foam.
- Back has high density polyurethane foam.
- Plywood construction with locking tenons, glue and screws.
- Linking bracket included.
- Metal legs are 16 gauge steel tube with metal leveling glides.
- 3/4" thick 10" deep laminate stand up surface with coordinating 3mm PVC edge supported by steel columns, 42" surface height.

Description

① Model

Specifications

List Price Per Grade

Corner Table High Back with
Stand Up Surface



CTC20T4UC
center



CTC20T4UR
right



CTC20T4UL
left

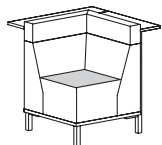
CTC20T4UC
CTC20T4UR
CTC20T4UL

- upholstered top
- stand up surface corner; specify square (S) no upcharge or rounded (R) add \$90 list
- 23" table width
- 41 ¾" high stand up surface
- table height is same as arm height
- COM based on single fabric
- multiple fabrics, see pages CT6-CT8 for yardage requirements
- double cut veneer available; specify and add \$124 list

Dimensions	D	W	H
Overall	42	42	44 ½
Table	23	23	24 ¼
Upholstery		Shipping	
COM Ydg	6 ½	Ctn Wt	173
COL Sq Ft	150	Cu Ft	38

COM	\$5,838
A	\$6,017
B	\$6,198
COL/C	\$6,515
D	\$6,922
E	\$7,328
F	\$7,963
G	\$8,639
H	\$9,365
I	\$10,495
J	\$11,852
L1	\$9,680
L2	\$10,630

Corner Table High Back with
Stand Up Surface



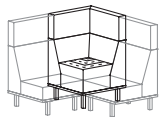
CTC20T4W

- wood top
- stand up surface corner; specify square (S) no upcharge or rounded (R) add \$90 list
- diagonal grain
- 23" table width
- 41 ¾" high stand up surface
- table height is same as arm height
- COM based on single fabric
- multiple fabrics, see pages CT6-CT8 for yardage requirements
- double cut veneer available; specify and add \$186 list

Dimensions	D	W	H
Overall	42	42	44 ½
Table	23	23	25
Upholstery		Shipping	
COM Ydg	5 ¾	Ctn Wt	178
COL Sq Ft	133	Cu Ft	38

COM	\$6,063
A	\$6,236
B	\$6,394
COL/C	\$6,675
D	\$7,036
E	\$7,396
F	\$7,956
G	\$8,554
H	\$9,195
I	\$10,196
J	\$11,395
L1	\$9,475
L2	\$10,315

Corner Table Privacy Back



CTC20T5UC
center



CTC20T5UR
right



CTC20T5UL
left

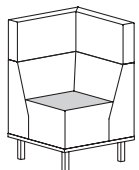
CTC20T5UC
CTC20T5UR
CTC20T5UL

- upholstered top
- 23" table width
- table height is same as arm height
- COM based on single fabric
- multiple fabrics, see pages CT6-CT8 for yardage requirements
- double cut veneer available; specify and add \$124 list

Dimensions	D	W	H
Overall	32	32	51 ½
Table	23	23	24 ½
Upholstery		Shipping	
COM Ydg	7 ¼	Ctn Wt	148
COL Sq Ft	167	Cu Ft	31

COM	\$3,634
A	\$3,792
B	\$3,996
COL/C	\$4,349
D	\$4,802
E	\$5,254
F	\$5,962
G	\$6,718
H	\$7,525
I	\$8,787
J	\$10,297
L1	\$7,879
L2	\$8,935

Corner Table Privacy Back




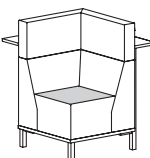



CTC20T5W

- wood top
- diagonal grain
- 23" table width
- table height is same as arm height
- COM based on single fabric
- multiple fabrics, see pages CT6-CT8 for yardage requirements
- double cut veneer available; specify and add \$186 list

Dimensions	D	W	H
Overall	32	32	51 ½
Table	23	23	25
Upholstery		Shipping	
COM Ydg	6 ½	Ctn Wt	153
COL Sq Ft	150	Cu Ft	31

COM	\$3,859
A	\$4,009
B	\$4,191
COL/C	\$4,507
D	\$4,914
E	\$5,321
F	\$5,955
G	\$6,631
H	\$7,354
I	\$8,486
J	\$9,843
L1	\$7,672
L2	\$8,622

Description	Model	Specifications	List Price Per Grade																								
Corner Table Privacy Back with Stand Up Surface	CTC20T6UC	<table><tr><th>Dimensions</th><th>D</th><th>W</th><th>H</th></tr><tr><td>Overall</td><td>42</td><td>42</td><td>51 ½</td></tr><tr><td>Table</td><td>23</td><td>23</td><td>24 ½</td></tr><tr><th colspan="2">Upholstery</th><th colspan="2">Shipping</th></tr><tr><td>COM Ydg</td><td>7 ¼</td><td>Ctn Wt</td><td>186</td></tr><tr><td>COL Sq Ft</td><td>167</td><td>Cu Ft</td><td>43</td></tr></table>	Dimensions	D	W	H	Overall	42	42	51 ½	Table	23	23	24 ½	Upholstery		Shipping		COM Ydg	7 ¼	Ctn Wt	186	COL Sq Ft	167	Cu Ft	43	COM \$5,951
	Dimensions		D	W	H																						
	Overall		42	42	51 ½																						
Table	23	23	24 ½																								
Upholstery		Shipping																									
COM Ydg	7 ¼	Ctn Wt	186																								
COL Sq Ft	167	Cu Ft	43																								
	CTC20T6UR	A \$6,144																									
	CTC20T6UL	B \$6,345																									
	center	COL/C \$6,696																									
	right	D \$7,151																									
	left	E \$7,604																									
		F \$8,312																									
		G \$9,069																									
		H \$9,877																									
		I \$11,135																									
		J \$12,650																									
		L1 \$10,228																									
		L2 \$11,286																									
Corner Table Privacy Back with Stand Up Surface	CTC20T6W	<table><tr><th>Dimensions</th><th>D</th><th>W</th><th>H</th></tr><tr><td>Overall</td><td>42</td><td>42</td><td>51 ½</td></tr><tr><td>Table</td><td>23</td><td>23</td><td>25</td></tr><tr><th colspan="2">Upholstery</th><th colspan="2">Shipping</th></tr><tr><td>COM Ydg</td><td>6 ½</td><td>Ctn Wt</td><td>191</td></tr><tr><td>COL Sq Ft</td><td>150</td><td>Cu Ft</td><td>43</td></tr></table>	Dimensions	D	W	H	Overall	42	42	51 ½	Table	23	23	25	Upholstery		Shipping		COM Ydg	6 ½	Ctn Wt	191	COL Sq Ft	150	Cu Ft	43	COM \$6,177
	Dimensions		D	W	H																						
	Overall		42	42	51 ½																						
Table	23	23	25																								
Upholstery		Shipping																									
COM Ydg	6 ½	Ctn Wt	191																								
COL Sq Ft	150	Cu Ft	43																								
		A \$6,357																									
		B \$6,539																									
		COL/C \$6,857																									
		D \$7,261																									
		E \$7,670																									
		F \$8,304																									
		G \$8,984																									
		H \$9,706																									
		I \$10,838																									
		J \$12,191																									
		L1 \$10,022																									
		L2 \$10,970																									
90° Curved Seat Low Back	CTI32121	<table><tr><th>Dimensions</th><th>D</th><th>W</th><th>H</th></tr><tr><td>Overall</td><td>32</td><td></td><td>30 ½</td></tr><tr><td>Seat</td><td>20</td><td></td><td>18</td></tr><tr><th colspan="2">Upholstery</th><th colspan="2">Shipping</th></tr><tr><td>COM Ydg</td><td>5 ½</td><td>Ctn Wt</td><td>105</td></tr><tr><td>COL Sq Ft</td><td>127</td><td>Cu Ft</td><td>36</td></tr></table>	Dimensions	D	W	H	Overall	32		30 ½	Seat	20		18	Upholstery		Shipping		COM Ydg	5 ½	Ctn Wt	105	COL Sq Ft	127	Cu Ft	36	COM \$2,901
	Dimensions		D	W	H																						
	Overall		32		30 ½																						
Seat	20		18																								
Upholstery		Shipping																									
COM Ydg	5 ½	Ctn Wt	105																								
COL Sq Ft	127	Cu Ft	36																								
		A \$3,020																									
		B \$3,174																									
		COL/C \$3,443																									
		D \$3,786																									
		E \$4,129																									
		F \$4,667																									
		G \$5,242																									
		H \$5,853																									
		I \$6,809																									
		J \$7,957																									
		L1 \$6,119																									
		L2 \$6,924																									

To Order, Specify:

- Model Number
- Wood Species - Cherry (CH1), Maple (MA1), Walnut (WA1) or Double Cut (DC1)
- Wood Finish
- Laminate Color Selection (Stand Up Surface)
- Surface Corners (Stand Up Surface) - Square (S), no upcharge or Rounded (R), add \$90 list
- Fabric Selection - vendor, pattern and color
 - Seat
 - Back
 - Headrest
- Metal Leg Color - Black Sandtex (BSX), Pewter (PEW), Soft Nickel (SNK) or Stardust Silver (STS)
- Optional Coordinating Wood Grain Laminate Available on Table Tops - no upcharge. Finishes with an asterisk have a coordinating laminate available
- Optional Rubber Cushion Nylon Glides - no upcharge
- Product Options

3 Wood Finish Options:

Cherry	Maple	Walnut
BRL Barley	ALM Ale Medium	AUB Auburn
BBM Bourbon Medium	BUT Butterscotch	ESP Espresso
BRM Brighton Medium	CIN Cinnamon	MCH Mocha*
CLA Classic	FLX Flax	NTD Night Owl*
CLL Collectors*	VEN Venetian	SIE Sienna*
EAR Earthy	TOF Toffee	
HRV Harvest*	TRF Truffle*	
LGC Legacy		
PRL Praline*		
SAF Saffron		

Double Cut

COF Coffee	GRH Graphite
CRM Cremello	KHK Khaki
FOS Fossil	STU Studio Teak

*finishes with coordinating laminate top option


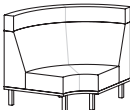
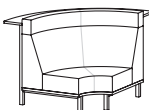
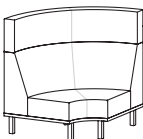
4 Laminate Color Selection (Stand Up Surface)

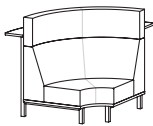


see page CT2 for list of laminates

- Visit www.jsifurniture.com/finishes-and-materials/textiles for our textiles program. See selection of standard and graded in manufacturers and patterns.

Specifications

- Wood species - Cherry, Maple, Walnut or Double Cut. Table has 3/4" high density polyurethane foam.
- Seat has synthetic sheet webbing with cross strap reinforcement, 4 1/2" high density foam.
- Back has high density polyurethane foam.
- Plywood construction with locking tenons, glue and screws.
- Linking bracket included.
- Metal legs are 16 gauge steel tube with metal leveling glides.
- 3/4" thick 10" deep laminate stand up surface with coordinating 3mm PVC edge supported by steel columns, 42" surface height.

Description	① Model	Specifications				List Price Per Grade	
90° Curved Seat Mid Back 	CTI32122 <ul style="list-style-type: none">12" inside radius44" outside radiusCOM based on single fabricmultiple fabrics, see pages CT6-CT8 for yardage requirementsdouble cut veneer available; specify and add \$124 list	Dimensions	D	W	H	COM	\$3,124
		Overall	32		37 ½	A	\$3,258
		Seat	20		18	B	\$3,433
		Upholstery		Shipping		COL/C	\$3,735
		COM Ydg	6 ¼	Ctn Wt	110	D	\$4,127
		COL Sq Ft	144	Cu Ft	46	E	\$4,521
						F	\$5,128
						G	\$5,781
						H	\$6,478
						I	\$7,564
				J	\$8,867		
				L1	\$6,781		
				L2	\$7,694		
90° Curved Seat High Back 	CTI32123 <ul style="list-style-type: none">12" inside radius44" outside radius7" high headrestCOM based on single fabricmultiple fabrics, see pages CT6-CT8 for yardage requirementsdouble cut veneer available; specify and add \$124 list	Dimensions	D	W	H	COM	\$3,347
		Overall	32		44 ½	A	\$3,511
		Seat	20		18	B	\$3,733
		Upholstery		Shipping		COL/C	\$4,122
		COM Ydg	8	Ctn Wt	130	D	\$4,625
		COL Sq Ft	184	Cu Ft	56	E	\$5,125
						F	\$5,904
						G	\$6,738
						H	\$7,632
						I	\$9,023
				J	\$10,692		
				L1	\$8,020		
				L2	\$9,187		
90° Curved Seat High Back with Stand Up Surface 	CTI32124 <ul style="list-style-type: none">12" inside radiusstand up surface corner; specify square (S) no upcharge or rounded (R) add \$47 list44" outside radius7" high headrest41 ¾" high stand up surfaceCOM based on single fabricmultiple fabrics, see pages CT6-CT8 for yardage requirementspower center not availabledouble cut veneer available; specify and add \$124 list	Dimensions	D	W	H	COM	\$4,667
		Overall	42		44 ½	A	\$4,851
		Seat	20		18	B	\$5,072
		Upholstery		Shipping		COL/C	\$5,464
		COM Ydg	8	Ctn Wt	183	D	\$5,963
		COL Sq Ft	184	Cu Ft	68	E	\$6,465
						F	\$7,243
						G	\$8,076
						H	\$8,966
						I	\$10,360
				J	\$12,029		
				L1	\$9,358		
				L2	\$10,524		
90° Curved Seat Privacy Back 	CTI32125 <ul style="list-style-type: none">12" inside radius44" outside radius14" high headrestCOM based on single fabricmultiple fabrics, see pages CT6-CT8 for yardage requirementsdouble cut veneer available; specify and add \$124 list	Dimensions	D	W	H	COM	\$3,574
		Overall	32		51 ½	A	\$3,752
		Seat	20		18	B	\$4,003
		Upholstery		Shipping		COL/C	\$4,442
		COM Ydg	9	Ctn Wt	135	D	\$5,006
		COL Sq Ft	207	Cu Ft	66	E	\$5,570
						F	\$6,446
						G	\$7,384
						H	\$8,387
						I	\$9,950
				J	\$11,831		
				L1	\$8,823		
				L2	\$10,137		

Description	1 Model	Specifications				List Price Per Grade	
90° Curved Seat Privacy Back with Stand Up Surface 	CTI32126 • 12" inside radius • stand up surface corner; specify square (S) no upcharge or rounded (R) add \$47 list • 44" outside radius • 14" high headrest • 41 3/4" high stand up surface • COM based on single fabric • multiple fabrics, see pages CT6-CT8 for yardage requirements • power center not available • double cut veneer available; specify and add \$124 list	Dimensions	D	W	H	COM	\$4,892
		Overall	42		51 1/2	A	\$5,091
		Seat	20		18	B	\$5,341
		Upholstery		Shipping		COL/C	\$5,780
		COM Ydg	9	Ctn Wt	188	D	\$6,343
		COL Sq Ft	207	Cu Ft	78	E	\$6,906
						F	\$7,784
						G	\$8,722
						H	\$9,724
						I	\$11,288
45° Curved Seat Low Back 	CTI32301 • 30" inside radius • 62" outside radius • COM based on single fabric • multiple fabrics, see pages CT6-CT8 for yardage requirements • double cut veneer available; specify and add \$124 list	Dimensions	D	W	H	COM	\$2,815
		Overall	32		30 1/2	A	\$2,913
		Seat	20		18	B	\$3,025
		Upholstery		Shipping		COL/C	\$3,220
		COM Ydg	4	Ctn Wt	95	D	\$3,470
		COL Sq Ft	92	Cu Ft	27	E	\$3,722
						F	\$4,112
						G	\$4,529
						H	\$4,973
						I	\$5,669
45° Curved Seat Mid Back 	CTI32302 • 30" inside radius • 62" outside radius • COM based on single fabric • multiple fabrics, see pages CT6-CT8 for yardage requirements • double cut veneer available; specify and add \$124 list	Dimensions	D	W	H	COM	\$3,039
		Overall	32		37 1/2	A	\$3,146
		Seat	20		18	B	\$3,263
		Upholstery		Shipping		COL/C	\$3,470
		COM Ydg	4 1/4	Ctn Wt	100	D	\$3,734
		COL Sq Ft	98	Cu Ft	35	E	\$4,002
						F	\$4,414
						G	\$4,860
						H	\$5,332
						I	\$6,072

To Order, Specify:

- 1 Model Number
- 2 Wood Species - Cherry (CH1), Maple (MA1), Walnut (WA1) or Double Cut (DC1)
- 3 Wood Finish
- 4 Laminate Color Selection (Stand Up Surface)
- 5 Surface Corners (Stand Up Surface) - Square (S), no upcharge or Rounded (R), add \$47 list
- 6 Fabric Selection - vendor, pattern and color
 - A. Seat
 - B. Back
 - C. Headrest
- 7 Metal Leg Color - Black Sandtex (BSX), Pewter (PEW), Soft Nickel (SNK) or Stardust Silver (STS)
- 8 Optional Rubber Cushion Nylon Glides - no upcharge
- 9 Product Options

3 Wood Finish Options:

Cherry	Maple	Walnut
BRL Barley	ALM Ale Medium	AUB Auburn
BBM Bourbon Medium	BUT Butterscotch	ESP Espresso
BRM Brighton Medium	CIN Cinnamon	MCH Mocha*
CLA Classic	FLX Flax	NTO Night Owl*
CLL Collectors*	VEN Venetian	SIE Sienna*
EAR Earthy	TOF Toffee	
HRV Harvest*	TRF Truffle*	
LGC Legacy		
PRL Praline*		
SAF Saffron		

Double Cut

COF Coffee	GRH Graphite
CRM Cremello	KHK Khaki
FOS Fossil	STU Studio Teak

*finishes with coordinating laminate top option

4 Laminate Color Selection (Stand Up Surface)




see page CT2 for list of laminates

- 5 Visit www.jsifurniture.com/finishes-and-materials/textiles for our textiles program. See selection of standard and graded in manufacturers and patterns.

Specifications

- Wood species - Cherry, Maple, Walnut or Double Cut. Table has 3/4" high density polyurethane foam.
- Seat has synthetic sheet webbing with cross strap reinforcement, 4 1/4" high density polyurethane foam.
- Back has high density polyurethane foam.
- Plywood construction with locking tenons, glue and screws.
- Linking bracket included.
- Metal legs are 16 gauge steel tube with metal leveling glides.
- 3/4" thick 10" deep laminate stand up surface with coordinating 3mm PVC edge supported by steel columns, 42" surface height.

Description	① Model	Specifications	List Price Per Grade																								
45° Curved Seat High Back	CTI32303	<table><tr><th>Dimensions</th><th>D</th><th>W</th><th>H</th></tr><tr><td>Overall</td><td>32</td><td></td><td>44 ½</td></tr><tr><td>Seat</td><td>20</td><td></td><td>18</td></tr><tr><th>Upholstery</th><th colspan="3">Shipping</th></tr><tr><td>COM Ydg</td><td>5 ¾</td><td>Ctn Wt</td><td>112</td></tr><tr><td>COL Sq Ft</td><td>133</td><td>Cu Ft</td><td>42</td></tr></table>	Dimensions	D	W	H	Overall	32		44 ½	Seat	20		18	Upholstery	Shipping			COM Ydg	5 ¾	Ctn Wt	112	COL Sq Ft	133	Cu Ft	42	COM \$3,263 A \$3,393 B \$3,551 COL/C \$3,833 D \$4,194 E \$4,554 F \$5,113 G \$5,713 H \$6,352 I \$7,353 J \$8,553 L1 \$6,632 L2 \$7,473
Dimensions	D	W	H																								
Overall	32		44 ½																								
Seat	20		18																								
Upholstery	Shipping																										
COM Ydg	5 ¾	Ctn Wt	112																								
COL Sq Ft	133	Cu Ft	42																								
45° Curved Seat High Back with Stand Up Surface	CTI32304	<table><tr><th>Dimensions</th><th>D</th><th>W</th><th>H</th></tr><tr><td>Overall</td><td>42</td><td></td><td>44 ½</td></tr><tr><td>Seat</td><td>20</td><td></td><td>18</td></tr><tr><th>Upholstery</th><th colspan="3">Shipping</th></tr><tr><td>COM Ydg</td><td>5 ¾</td><td>Ctn Wt</td><td>150</td></tr><tr><td>COL Sq Ft</td><td>133</td><td>Cu Ft</td><td>54</td></tr></table>	Dimensions	D	W	H	Overall	42		44 ½	Seat	20		18	Upholstery	Shipping			COM Ydg	5 ¾	Ctn Wt	150	COL Sq Ft	133	Cu Ft	54	COM \$4,623 A \$4,772 B \$4,932 COL/C \$5,213 D \$5,575 E \$5,934 F \$6,492 G \$7,095 H \$7,733 I \$8,732 J \$9,934 L1 \$8,010 L2 \$8,853
Dimensions	D	W	H																								
Overall	42		44 ½																								
Seat	20		18																								
Upholstery	Shipping																										
COM Ydg	5 ¾	Ctn Wt	150																								
COL Sq Ft	133	Cu Ft	54																								
45° Curved Seat Privacy Back	CTI32305	<table><tr><th>Dimensions</th><th>D</th><th>W</th><th>H</th></tr><tr><td>Overall</td><td>32</td><td></td><td>51 ½</td></tr><tr><td>Seat</td><td>20</td><td></td><td>18</td></tr><tr><th>Upholstery</th><th colspan="3">Shipping</th></tr><tr><td>COM Ydg</td><td>6 ¼</td><td>Ctn Wt</td><td>117</td></tr><tr><td>COL Sq Ft</td><td>144</td><td>Cu Ft</td><td>50</td></tr></table>	Dimensions	D	W	H	Overall	32		51 ½	Seat	20		18	Upholstery	Shipping			COM Ydg	6 ¼	Ctn Wt	117	COL Sq Ft	144	Cu Ft	50	COM \$3,489 A \$3,628 B \$3,801 COL/C \$4,107 D \$4,497 E \$4,888 F \$5,498 G \$6,149 H \$6,846 I \$7,932 J \$9,235 L1 \$7,148 L2 \$8,062
Dimensions	D	W	H																								
Overall	32		51 ½																								
Seat	20		18																								
Upholstery	Shipping																										
COM Ydg	6 ¼	Ctn Wt	117																								
COL Sq Ft	144	Cu Ft	50																								
45° Curved Seat Privacy Back with Stand Up Surface	CTI32306	<table><tr><th>Dimensions</th><th>D</th><th>W</th><th>H</th></tr><tr><td>Overall</td><td>42</td><td></td><td>51 ½</td></tr><tr><td>Seat</td><td>20</td><td></td><td>18</td></tr><tr><th>Upholstery</th><th colspan="3">Shipping</th></tr><tr><td>COM Ydg</td><td>6 ¼</td><td>Ctn Wt</td><td>155</td></tr><tr><td>COL Sq Ft</td><td>144</td><td>Cu Ft</td><td>62</td></tr></table>	Dimensions	D	W	H	Overall	42		51 ½	Seat	20		18	Upholstery	Shipping			COM Ydg	6 ¼	Ctn Wt	155	COL Sq Ft	144	Cu Ft	62	COM \$4,847 A \$5,008 B \$5,182 COL/C \$5,484 D \$5,876 E \$6,266 F \$6,876 G \$7,529 H \$8,225 I \$9,312 J \$10,616 L1 \$8,530 L2 \$9,442
Dimensions	D	W	H																								
Overall	42		51 ½																								
Seat	20		18																								
Upholstery	Shipping																										
COM Ydg	6 ¼	Ctn Wt	155																								
COL Sq Ft	144	Cu Ft	62																								

Description	1 Model	Specifications	List Price Per Grade
45° Curved Seat Low Back 	CTI32451 • 45" inside radius • 77" outside radius • COM based on single fabric • multiple fabrics, see pages CT6-CT8 for yardage requirements • double cut veneer available; specify and add \$124 list	Dimensions	COM \$2,870
		Overall 32 30 1/2	A \$2,984
		Seat 20 18	B \$3,124
		Upholstery	COL/C \$3,367
		COM Ydg 5 Ctn Wt 110	D \$3,681
		COL Sq Ft 115 Cu Ft 34	E \$3,996
			F \$4,481
			G \$5,005
			H \$5,559
			I \$6,428
45° Curved Seat Mid Back 	CTI32452 • 45" inside radius • 77" outside radius • COM based on single fabric • multiple fabrics, see pages CT6-CT8 for yardage requirements • double cut veneer available; specify and add \$124 list	Dimensions	COM \$3,096
		Overall 32 37 1/2	A \$3,220
		Seat 20 18	B \$3,372
		Upholstery	COL/C \$3,641
		COM Ydg 5 1/2 Ctn Wt 120	D \$3,984
		COL Sq Ft 127 Cu Ft 44	E \$4,330
			F \$4,866
			G \$5,439
			H \$6,052
			I \$7,009
45° Curved Seat High Back 	CTI32453 • 45" inside radius • 77" outside radius • 7" high headrest • COM based on single fabric • multiple fabrics, see pages CT6-CT8 for yardage requirements • double cut veneer available; specify and add \$124 list	Dimensions	COM \$3,319
		Overall 32 44 1/2	A \$3,472
		Seat 20 18	B \$3,675
		Upholstery	COL/C \$4,025
		COM Ydg 7 1/4 Ctn Wt 135	D \$4,480
		COL Sq Ft 167 Cu Ft 54	E \$4,933
			F \$5,640
			G \$6,396
			H \$7,204
			I \$8,465
			J \$9,979
			L1 \$7,558
			L2 \$8,617

To Order, Specify:

- Model Number
- Wood Species - Cherry (CH1), Maple (MA1), Walnut (WA1) or Double Cut (DC1)
- Wood Finish
- Laminate Color Selection (Stand Up Surface)
- Surface Corners (Stand Up Surface) - Square (S), no upcharge or Rounded (R), add \$47 list
- Fabric Selection - vendor, pattern and color
 - Seat
 - Back
 - Headrest
- Metal Leg Color - Black Sandtex (BSX), Pewter (PEW), Soft Nickel (SNK) or Stardust Silver (STS)
- Optional Power Center - Flush Mount (EC22) - Black (B) or White (W); \$668 list each, see page CT3 for location availability
- Optional Rubber Cushion Nylon Glides - no upcharge
- Product Options

3 Wood Finish Options:

Cherry	Maple	Walnut
BRL Barley	ALM Ale Medium	AUB Auburn
BBM Bourbon Medium	BUT Butterscotch	ESP Espresso
BRM Brighton Medium	CIN Cinnamon	MCH Mocha*
CLA Classic	FLX Flax	NTO Night Owl*
CLL Collectors*	VEN Venetian	SIE Sienna*
EAR Earthy	TOF Toffee	
HRV Harvest*	TRF Truffle*	
LGC Legacy		
PRL Praline*	*finishes with coordinating laminate top option	
SAF Saffron		
Double Cut		
COF Coffee	GRH Graphite	
CRM Cremello	KHK Khaki	
FOS Fossil	STU Studio Teak	




4 Laminate Color Selection (Stand Up Surface)

see page CT2 for list of laminates

- Visit www.jsifurniture.com/finishes-and-materials/textiles for our textiles program. See selection of standard and graded in manufacturers and patterns.

Specifications

- Wood species - Cherry, Maple, Walnut or Double Cut.
- Seat has synthetic sheet webbing with cross strap reinforcement, 4 1/4" high density polyurethane foam.
- Back has high density polyurethane foam.
- Plywood construction with locking tenons, glue and screws.
- Linking bracket included.
- Metal legs are 16 gauge steel tube with metal leveling glides.
- 3/4" thick 10" deep laminate stand up surface with coordinating 3mm PVC edge supported by steel columns, 42" surface height.

Description	1 Model	Specifications	List Price Per Grade
90° Curved Seat Mid Back 	CT032122 • 12" outside radius • 44" inside radius • COM based on single fabric • multiple fabrics, see pages CT6-CT8 for yardage requirements • double cut veneer available; specify and add \$124 list	Dimensions	COM \$3,011
		Overall 32 37 1/2	A \$3,116
		Seat 20 18	B \$3,233
		Upholstery	COL/C \$3,440
		Shipping	D \$3,707
		COM Ydg 4 1/4 Ctn Wt 103	E \$3,972
		COL Sq Ft 98 Cu Ft 46	F \$4,388
			G \$4,831
			H \$5,305
			I \$6,042
90° Curved Seat High Back 	CT032123 • 12" outside radius • 44" inside radius • 7" high headrest • COM based on single fabric • multiple fabrics, see pages CT6-CT8 for yardage requirements • double cut veneer available; specify and add \$124 list	Dimensions	COM \$3,235
		Overall 32 44 1/2	A \$3,355
		Seat 20 18	B \$3,494
		Upholstery	COL/C \$3,735
		Shipping	D \$4,049
		COM Ydg 5 Ctn Wt 110	E \$4,362
		COL Sq Ft 115 Cu Ft 56	F \$4,851
			G \$5,371
			H \$5,929
			I \$6,798
90° Curved Seat Privacy Back 	CT032125 • 12" outside radius • 44" inside radius • 14" high headrest • COM based on single fabric • multiple fabrics, see pages CT6-CT8 for yardage requirements • double cut veneer available; specify and add \$124 list	Dimensions	COM \$3,459
		Overall 32 51 1/2	A \$3,584
		Seat 20 18	B \$3,730
		Upholstery	COL/C \$3,987
		Shipping	D \$4,316
		COM Ydg 5 1/4 Ctn Wt 115	E \$4,645
		COL Sq Ft 121 Cu Ft 66	F \$5,156
			G \$5,703
			H \$6,289
			I \$7,202

To Order, Specify:

- Model Number
- Wood Species - Cherry (CH1), Maple (MA1), Walnut (WA1) or Double Cut (DC1)
- Wood Finish
- Laminate Color Selection (Stand Up Surface)
- Surface Corners (Stand Up Surface) - Square (S), no upcharge or Rounded (R), add \$47 list
- Fabric Selection - vendor, pattern and color
 - Seat
 - Back
 - Headrest
- Metal Leg Color - Black Sandtex (BSX), Pewter (PEW), Soft Nickel (SNK) or Stardust Silver (STS)
- Optional Power Center - Flush Mount (EC22) - Black (B) or White (W); \$668 list each, see page CT3 for location availability
- Optional Rubber Cushion Nylon Glides - no upcharge
- Product Options

3 Wood Finish Options:

Cherry	Maple	Walnut
BRL Barley	ALM Ale Medium	AUB Auburn
BBM Bourbon Medium	BUT Butterscotch	ESP Espresso
BRM Brighton Medium	CIN Cinnamon	MCH Mocha*
CLA Classic	FLX Flax	NTO Night Owl*
CLL Collectors*	VEN Venetian	SIE Sienna*
EAR Earthy	TOF Toffee	
HRV Harvest*	TRF Truffle*	
LGC Legacy		
PRL Praline*	*finishes with coordinating laminate top option	
SAF Saffron		
Double Cut		
COF Coffee	GRH Graphite	
CRM Cremello	KHK Khaki	
FOS Fossil	STU Studio Teak	

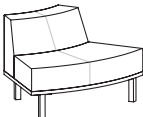



4 Laminate Color Selection (Stand Up Surface)


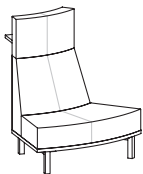

see page CT2 for list of laminates

- Visit www.jsifurniture.com/finishes-and-materials/textiles for our textiles program. See selection of standard and graded in manufacturers and patterns.

Specifications

- Wood species - Cherry, Maple, Walnut or Double Cut. Seat has synthetic sheet webbing with cross strap reinforcement, 4 1/4" high density polyurethane foam.
- Back has high density polyurethane foam.
- Plywood construction with locking tenons, glue and screws.
- Linking bracket included.
- Metal legs are 16 gauge steel tube with metal leveling glides.
- 3/4" thick 10" deep laminate stand up surface with coordinating 3mm PVC edge supported by steel columns, 42" surface height.

Description	① Model	Specifications	List Price Per Grade			
45° Curved Seat Low Back 	CT032301 <ul style="list-style-type: none">• 30" outside radius• 62" inside radius• COM based on single fabric• multiple fabrics, see pages CT6-CT8 for yardage requirements• double cut veneer available; specify and add \$124 list	Dimensions D W H	COM \$2,758			
		Overall	32		30 ½	A \$2,840
		Seat	20		18	B \$2,926
		Upholstery	Shipping			COL/C \$3,072
		COM Ydg	3	Ctn Wt	90	D \$3,258
		COL Sq Ft	69	Cu Ft	27	E \$3,448
						F \$3,739
						G \$4,051
						H \$4,385
						I \$4,907
				J \$5,535		
				L1 \$4,533		
				L2 \$4,971		
45° Curved Seat Mid Back 	CT032302 <ul style="list-style-type: none">• 30" outside radius• 62" inside radius• COM based on single fabric• multiple fabrics, see pages CT6-CT8 for yardage requirements• double cut veneer available; specify and add \$124 list	Dimensions D W H	COM \$2,981			
		Overall	32		37 ½	A \$3,073
		Seat	20		18	B \$3,163
		Upholstery	Shipping			COL/C \$3,320
		COM Ydg	3 ¼	Ctn Wt	95	D \$3,525
		COL Sq Ft	75	Cu Ft	35	E \$3,728
						F \$4,046
						G \$4,384
						H \$4,746
						I \$5,312
				J \$5,991		
				L1 \$4,905		
				L2 \$5,379		
45° Curved Seat High Back 	CT032303 <ul style="list-style-type: none">• 30" outside radius• 62" inside radius• 7" high headrest• COM based on single fabric• multiple fabrics, see pages CT6-CT8 for yardage requirements• double cut veneer available; specify and add \$124 list	Dimensions D W H	COM \$3,207			
		Overall	32		44 ½	A \$3,310
		Seat	20		18	B \$3,424
		Upholstery	Shipping			COL/C \$3,617
		COM Ydg	4	Ctn Wt	102	D \$3,867
		COL Sq Ft	92	Cu Ft	42	E \$4,118
						F \$4,507
						G \$4,926
						H \$5,371
						I \$6,066
				J \$6,900		
				L1 \$5,564		
				L2 \$6,149		
45° Curved Seat High Back 	CT032304 <ul style="list-style-type: none">• 30" outside radius• 62" inside radius• 7" high headrest• 41 ¾" high stand up surface• COM based on single fabric• multiple fabrics, see pages CT6-CT8 for yardage requirements• double cut veneer available; specify and add \$124 list	Dimensions D W H	COM \$4,436			
		Overall	42		44 ½	A \$4,558
		Seat	20		18	B \$4,672
		Upholstery	Shipping			COL/C \$4,864
		COM Ydg	4	Ctn Wt	132	D \$5,115
		COL Sq Ft	92	Cu Ft	52	E \$5,364
						F \$5,755
						G \$6,172
						H \$6,618
						I \$7,315
				J \$8,148		
				L1 \$6,811		
				L2 \$7,397		

Description	1 Model	Specifications	List Price Per Grade
45° Curved Seat Privacy Back 	CT032305 • 30" outside radius • 62" inside radius • 14" high headrest • COM based on single fabric • multiple fabrics, see pages CT6-CT8 for yardage requirements • double cut veneer available; specify and add \$124 list	Dimensions	COM \$3,431
		D	A \$3,543
		W	B \$3,661
		H	COL/C \$3,867
		Overall	D \$4,135
		Seat	E \$4,400
		Upholstery	F \$4,814
		Shipping	G \$5,257
		COM Ydg	H \$5,731
		COL Sq Ft	I \$6,469
45° Curved Seat Privacy Back with Stand Up Surface 	CT032306 • 30" outside radius • stand up surface corner; specify square (S) no upcharge or rounded (R) add \$47 list • 62" inside radius • 14" high headrest • 41 3/4" high stand up surface • COM based on single fabric • multiple fabrics, see pages CT6-CT8 for yardage requirements • double cut veneer available; specify and add \$124 list	Dimensions	COM \$4,659
		D	A \$4,790
		W	B \$4,907
		H	COL/C \$5,113
		Overall	D \$5,382
		Seat	E \$5,647
		Upholstery	F \$6,061
		Shipping	G \$6,503
		COM Ydg	H \$6,978
		COL Sq Ft	I \$7,715
45° Curved Seat Low Back 	CT032451 • 45" outside radius • 77" inside radius • COM based on single fabric • multiple fabrics, see pages CT6-CT8 for yardage requirements • double cut veneer available; specify and add \$124 list	Dimensions	COM \$2,815
		D	A \$2,913
		W	B \$3,025
		H	COL/C \$3,220
		Overall	D \$3,470
		Seat	E \$3,722
		Upholstery	F \$4,112
		Shipping	G \$4,529
		COM Ydg	H \$4,973
		COL Sq Ft	I \$5,669

To Order, Specify:

- Model Number
- Wood Species - Cherry (CH1), Maple (MA1), Walnut (WA1) or Double Cut (DC1)
- Wood Finish
- Laminate Color Selection (Stand Up Surface)
- Surface Corners (Stand Up Surface) - Square (S), no upcharge or Rounded (R), add \$47 list
- Fabric Selection - vendor, pattern and color
 - Seat
 - Back
 - Headrest
- Metal Leg Color - Black Sandtex (BSX), Pewter (PEW), Soft Nickel (SNK) or Stardust Silver (STS)
- Optional Power Center - Flush Mount (EC22) - Black (B) or White (W); \$668 list each, see page CT3 for location availability
- Optional Rubber Cushion Nylon Glides - no upcharge
- Product Options

3 Wood Finish Options:

Cherry	Maple	Walnut
BRL Barley	ALM Ale Medium	AUB Auburn
BBM Bourbon Medium	BUT Butterscotch	ESP Espresso
BRM Brighton Medium	CIN Cinnamon	MCH Mocha*
CLA Classic	FLX Flax	NTN Night Owl*
CLL Collectors*	VEN Venetian	SIE Sienna*
EAR Earthy	TOF Toffee	
HRV Harvest*	TRF Truffle*	
LGC Legacy		
PRL Praline*		
SAF Saffron		

*finishes with coordinating laminate top option

Double Cut	
COF Coffee	GRH Graphite
CRM Cremello	KHK Khaki
FOS Fossil	STU Studio Teak



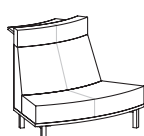
4 Laminate Color Selection (Stand Up Surface)



see page 200 for list of laminates

- Visit www.jsifurniture.com/finishes-and-materials/textiles for our textiles program. See selection of standard and graded in manufacturers and patterns.

Specifications

- Wood species - Cherry, Maple, Walnut or Double Cut.
- Seat has synthetic sheet webbing with cross strap reinforcement, 4 1/4" high density polyurethane foam.
- Back has high density polyurethane foam.
- Plywood construction with locking tenons, glue and screws.
- Linking bracket included.
- Metal legs are 16 gauge steel tube with metal leveling glides.
- 3/4" thick 10" deep laminate stand up surface with coordinating 3mm PVC edge supported by steel columns, 42" surface height.

Description	① Model	Specifications	List Price Per Grade																								
45° Curved Seat Mid Back 	CT032452 • 45" outside radius • 77" inside radius • COM based on single fabric • multiple fabrics, see pages CT6–CT8 for yardage requirements • double cut veneer available; specify and add \$124 list	<table> <tr> <th>Dimensions</th><th>D</th><th>W</th><th>H</th></tr> <tr> <td>Overall</td><td>32</td><td></td><td>37 ½</td></tr> <tr> <td>Seat</td><td>20</td><td></td><td>18</td></tr> <tr> <th>Upholstery</th><th colspan="3">Shipping</th></tr> <tr> <td>COM Ydg</td><td>4 ½</td><td>Ctn Wt</td><td>106</td></tr> <tr> <td>COL Sq Ft</td><td>104</td><td>Cu Ft</td><td>44</td></tr> </table>	Dimensions	D	W	H	Overall	32		37 ½	Seat	20		18	Upholstery	Shipping			COM Ydg	4 ½	Ctn Wt	106	COL Sq Ft	104	Cu Ft	44	COM \$3,039 A \$3,150 B \$3,273 COL/C \$3,492 D \$3,774 E \$4,056 F \$4,495 G \$4,965 H \$5,466 I \$6,246 J \$7,187 L1 \$5,683 L2 \$6,341
Dimensions	D	W	H																								
Overall	32		37 ½																								
Seat	20		18																								
Upholstery	Shipping																										
COM Ydg	4 ½	Ctn Wt	106																								
COL Sq Ft	104	Cu Ft	44																								
45° Curved Seat High Back 	CT032453 • 45" outside radius • 77" inside radius • 7" high headrest • COM based on single fabric • multiple fabrics, see pages CT6–CT8 for yardage requirements • double cut veneer available; specify and add \$124 list	<table> <tr> <th>Dimensions</th><th>D</th><th>W</th><th>H</th></tr> <tr> <td>Overall</td><td>32</td><td></td><td>44 ½</td></tr> <tr> <td>Seat</td><td>20</td><td></td><td>18</td></tr> <tr> <th>Upholstery</th><th colspan="3">Shipping</th></tr> <tr> <td>COM Ydg</td><td>5 ½</td><td>Ctn Wt</td><td>113</td></tr> <tr> <td>COL Sq Ft</td><td>127</td><td>Cu Ft</td><td>54</td></tr> </table>	Dimensions	D	W	H	Overall	32		44 ½	Seat	20		18	Upholstery	Shipping			COM Ydg	5 ½	Ctn Wt	113	COL Sq Ft	127	Cu Ft	54	COM \$3,263 A \$3,391 B \$3,543 COL/C \$3,811 D \$4,155 E \$4,499 F \$5,036 G \$5,609 H \$6,221 I \$7,178 J \$8,325 L1 \$6,489 L2 \$7,292
Dimensions	D	W	H																								
Overall	32		44 ½																								
Seat	20		18																								
Upholstery	Shipping																										
COM Ydg	5 ½	Ctn Wt	113																								
COL Sq Ft	127	Cu Ft	54																								
45° Curved Seat High Back with Stand Up Surface 	CT032454 • 45" outside radius • stand up surface corner; specify square (S) no upcharge or rounded (R) add \$47 list • 77" inside radius • 7" high headrest • 41 ¾" high stand up surface • COM based on single fabric • multiple fabrics, see pages CT6–CT8 for yardage requirements • double cut veneer available; specify and add \$124 list	<table> <tr> <th>Dimensions</th><th>D</th><th>W</th><th>H</th></tr> <tr> <td>Overall</td><td>42</td><td></td><td>44 ½</td></tr> <tr> <td>Seat</td><td>20</td><td></td><td>18</td></tr> <tr> <th>Upholstery</th><th colspan="3">Shipping</th></tr> <tr> <td>COM Ydg</td><td>5 ½</td><td>Ctn Wt</td><td>143</td></tr> <tr> <td>COL Sq Ft</td><td>127</td><td>Cu Ft</td><td>64</td></tr> </table>	Dimensions	D	W	H	Overall	42		44 ½	Seat	20		18	Upholstery	Shipping			COM Ydg	5 ½	Ctn Wt	143	COL Sq Ft	127	Cu Ft	64	COM \$4,521 A \$4,666 B \$4,820 COL/C \$5,086 D \$5,431 E \$5,778 F \$6,310 G \$6,887 H \$7,496 I \$8,454 J \$9,602 L1 \$7,766 L2 \$8,568
Dimensions	D	W	H																								
Overall	42		44 ½																								
Seat	20		18																								
Upholstery	Shipping																										
COM Ydg	5 ½	Ctn Wt	143																								
COL Sq Ft	127	Cu Ft	64																								

Description	1 Model	Specifications	List Price Per Grade																								
45° Curved Seat Privacy Back 	CT032455 <ul style="list-style-type: none">• 45" outside radius• 77" inside radius• 14" high headrest• COM based on single fabric• multiple fabrics, see pages CT6–CT8 for yardage requirements• double cut veneer available; specify and add \$124 list	<table><tr><th>Dimensions</th><th>D</th><th>W</th><th>H</th></tr><tr><td>Overall</td><td>32</td><td></td><td>51 ½</td></tr><tr><td>Seat</td><td>20</td><td></td><td>18</td></tr><tr><th>Upholstery</th><th colspan="3">Shipping</th></tr><tr><td>COM Ydg</td><td>6</td><td>Ctn Wt</td><td>118</td></tr><tr><td>COL Sq Ft</td><td>138</td><td>Cu Ft</td><td>63</td></tr></table>	Dimensions	D	W	H	Overall	32		51 ½	Seat	20		18	Upholstery	Shipping			COM Ydg	6	Ctn Wt	118	COL Sq Ft	138	Cu Ft	63	COM \$3,489 A \$3,625 B \$3,791 COL/C \$4,083 D \$4,457 E \$4,834 F \$5,421 G \$6,047 H \$6,714 I \$7,757 J \$9,009 L1 \$7,005 L2 \$7,882
		Dimensions	D	W	H																						
Overall	32		51 ½																								
Seat	20		18																								
Upholstery	Shipping																										
COM Ydg	6	Ctn Wt	118																								
COL Sq Ft	138	Cu Ft	63																								
45° Curved Seat Privacy Back with Stand Up Surface 	CT032456 <ul style="list-style-type: none">• 45" outside radius• stand up surface corner; specify square (S) no upcharge or rounded (R) add \$47 list• 77" inside radius• 14" high headrest• 41 ¾" high stand up surface• COM based on single fabric• multiple fabrics, see pages CT6–CT8 for yardage requirements• double cut veneer available; specify and add \$124 list	<table><tr><th>Dimensions</th><th>D</th><th>W</th><th>H</th></tr><tr><td>Overall</td><td>42</td><td></td><td>51 ½</td></tr><tr><td>Seat</td><td>20</td><td></td><td>18</td></tr><tr><th>Upholstery</th><th colspan="3">Shipping</th></tr><tr><td>COM Ydg</td><td>6</td><td>Ctn Wt</td><td>148</td></tr><tr><td>COL Sq Ft</td><td>138</td><td>Cu Ft</td><td>73</td></tr></table>	Dimensions	D	W	H	Overall	42		51 ½	Seat	20		18	Upholstery	Shipping			COM Ydg	6	Ctn Wt	148	COL Sq Ft	138	Cu Ft	73	COM \$4,745 A \$4,901 B \$5,067 COL/C \$5,359 D \$5,735 E \$6,111 F \$6,693 G \$7,322 H \$7,990 I \$9,033 J \$10,284 L1 \$8,281 L2 \$9,157
		Dimensions	D	W	H																						
Overall	42		51 ½																								
Seat	20		18																								
Upholstery	Shipping																										
COM Ydg	6	Ctn Wt	148																								
COL Sq Ft	138	Cu Ft	73																								

To Order, Specify:

- Model Number
- Wood Species - Cherry (CH1), Maple (MA1), Walnut (WA1) or Double Cut (DC1)
- Wood Finish
- Laminate Color Selection (Stand Up Surface)
- Surface Corners (Stand Up Surface) - Square (S), no upcharge or Rounded (R), add \$47 list
- Fabric Selection - vendor, pattern and color
 - Seat
 - Back
 - Headrest
- Metal Leg Color - Black Sandtex (BSX), Pewter (PEW), Soft Nickel (SNK) or Stardust Silver (STS)
- Optional Power Center - Flush Mount (EC22) - Black (B) or White (W); \$668 list each, see page CT3 for location availability
- Optional Rubber Cushion Nylon Glides - no upcharge
- Product Options

3 Wood Finish Options:

Cherry	Maple	Walnut
BRL Barley	ALM Ale Medium	AUB Auburn
BBM Bourbon Medium	BUT Butterscotch	ESP Espresso
BRM Brighton Medium	CIN Cinnamon	MCH Mocha*
CLA Classic	FLX Flax	NTO Night Owl*
CLL Collectors*	VEN Venetian	SIE Sienna*
EAR Earthy	TOF Toffee	
HRV Harvest*	TRF Truffle*	
LGC Legacy		
PRL Praline*		
SAF Saffron		

*finishes with coordinating laminate top option

Double Cut	GRH Graphite
COF Coffee	KHK Khaki
CRM Cremello	STU Studio Teak
FOS Fossil	

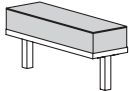
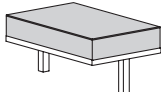
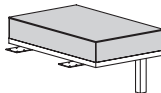
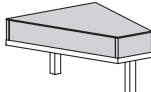
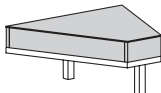
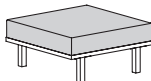
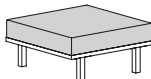
4 Laminate Color Selection (Stand Up Surface)

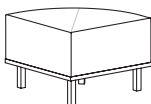
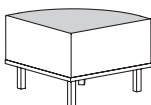
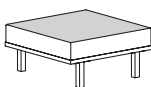
AGA Aged Ash	BGL Brighton Light	PIN Pinnacle Walnut
ALB Alabaster	CLL Collectors	SHD Shadow
ALL Ale Light	DWH Designer White	SLG Slate Grey
BLO Blonde Echo	FLO Florence Walnut	STU Studio Teak
BOL Bourbon Light	GRH Graphite	VIN Vintage
BZW Brazilwood	HGL High Line	WLH Walnut Heights
BBL Bridal Blanco	OAT Oatmeal Cookie	WEA Weathered Ash

Specifications

- Wood species - Cherry, Maple, Walnut or Double Cut. Seat has synthetic sheet webbing with cross strap reinforcement, 4 ¼" high density polyurethane foam.
- Back has high density polyurethane foam.
- Plywood construction with locking tenons, glue and screws.
- Linking bracket included.
- Metal legs are 16 gauge steel tube with metal leveling glides.
- ¾" thick 10" deep laminate stand up surface with coordinating 3mm PVC edge supported by steel columns, 42" surface height.

- Visit www.jsifurniture.com/finishes-and-materials/textiles for our textiles program. See selection of standard and graded in manufacturers and patterns.

Description	D	W	H	CTN WT	CU FT	① Model	List Price
10" Linking Table  <ul style="list-style-type: none"> • attaches between lounge or bench units • wood top • wood chassis • double cut veneer available; specify and add \$165 list 	32	10	15	36	2	CTR3210CC	\$1,084
20" Linking Table  <ul style="list-style-type: none"> • attaches between lounge or bench units • wood top • wood chassis • double cut veneer available; specify and add \$165 list 	32	20	15	53	4	CTR3220CC	\$1,236
20" End Table  <ul style="list-style-type: none"> • attaches to end of lounge or bench unit • wood top • wood chassis • double cut veneer available; specify and add \$165 list 	32	20	15	58	10	CTR3220CE	\$1,303
10" - 30° Linking Table  <ul style="list-style-type: none"> • attaches between lounge or bench units to form a 30° connection • wood top • wood chassis • double cut veneer available; specify and add \$165 list 	32	10-26½	15	49	5	CTW30C	\$1,177
10" - 45° Linking Table  <ul style="list-style-type: none"> • attaches between lounge or bench units to form a 45° connection • wood top • wood chassis • double cut veneer available; specify and add \$165 list 	32	10-34½	15	56	7	CTW45C	\$1,204
Wood Table  <ul style="list-style-type: none"> • 32" square • wood top • wood chassis • straight grain • double cut veneer available; specify and add \$165 list 	32	32	15	78	9	CTS32WS	\$1,373
Wood Table  <ul style="list-style-type: none"> • 32" square • wood top • wood chassis • angled grain • double cut veneer available; specify and add \$165 list 	32	32	15	78	9	CTS32WA	\$1,373

Description	① Model	Specifications				List Price Per Grade		
<div>Upholstered Quarter Round Table</div> 	<div>CTW90U</div> <ul style="list-style-type: none">· upholstered top· upholstered chassis· table height is same as arm height· double cut veneer available; specify and add \$124 list	Dimensions		D	W	H	COM	\$1,589
		Overall		32	32	24 ½	A	\$1,648
		Upholstery			Shipping		B	\$1,719
		COM Ydg		2 ½	Ctn Wt	69	COL/C	\$1,840
		COL Sq Ft		58	Cu Ft	16	D	\$1,995
							E	\$2,153
							F	\$2,396
							G	\$2,658
							H	\$2,936
							I	\$3,369
							J	\$3,892
							L1	\$3,058
					L2	\$3,424		
<div>Upholstered Quarter Round Table</div> 	<div>CTW90W</div> <ul style="list-style-type: none">· wood top· diagonal grain· upholstered chassis· table height is same as arm height· double cut veneer available; specify and add \$193 list	Dimensions		D	W	H	COM	\$1,637
		Overall		32	32	24 ½	A	\$1,684
		Upholstery			Shipping		B	\$1,726
		COM Ydg		1 ½	Ctn Wt	78	COL/C	\$1,798
		COL Sq Ft		35	Cu Ft	16	D	\$1,891
							E	\$1,985
							F	\$2,132
							G	\$2,290
							H	\$2,454
							I	\$2,716
							J	\$3,027
							L1	\$2,527
					L2	\$2,748		
<div>Upholstered Table</div> 	<div>CTS32U</div> <ul style="list-style-type: none">· 32" square· wood top· upholstered chassis· freestanding application· double cut veneer available; specify and add \$193 list	Dimensions		D	W	H	COM	\$1,538
		Overall		32	32	15	A	\$1,576
		Upholstery			Shipping		B	\$1,603
		COM Ydg		1	Ctn Wt	78	COL/C	\$1,651
		COL Sq Ft		23	Cu Ft	9	D	\$1,716
							E	\$1,776
							F	\$1,874
							G	\$1,981
							H	\$2,090
							I	\$2,264
							J	\$2,475
							L1	\$2,139
					L2	\$2,286		

To Order, Specify:

- Model Number
- Wood Species - Cherry (CH1), Maple (MA1), Walnut (WA1) or Double Cut (DC1)
- Wood Finish
- Fabric Selection - vendor, pattern and color
- Metal Leg Color - Black Sandtex (BSX), Pewter (PEW), Soft Nickel (SNK) or Stardust Silver (STS)
- Optional Power Center - Flush Mount (EC22) - Black (B) or White (W); \$668 list each for linking or end tables
- Optional Drink Holder(s) (DH) - add \$234 list for linking or end tables
- Optional Coordinating Wood Grain Laminate Available on Table Tops - no upcharge. Finishes with an asterisk have a coordinating laminate available
- Optional Rubber Cushion Nylon Glides - no upcharge
- Product Options

3 Wood Finish Options:

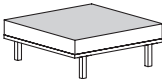

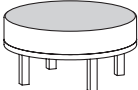
Cherry	Maple	Walnut
BRL Barley	ALM Ale Medium	AUB Auburn
BBM Bourbon Medium	BUT Butterscotch	ESP Espresso
BRM Brighton Medium	CIN Cinnamon	MCH Mocha*
CLA Classic	FLX Flax	NTO Night Owl*
CLL Collectors*	VEN Venetian	SIE Sienna*
EAR Earthy	TOF Toffee	
HRV Harvest*	TRF Truffle*	
LGC Legacy		
PRL Praline*		
SAF Saffron		

Double Cut	
COF Coffee	GRH Graphite
CRM Cremello	KHK Khaki
FOS Fossil	STU Studio Teak

- Visit www.jsifurniture.com/finishes-and-materials/textiles for our textiles program. See selection of standard and graded in manufacturers and patterns.

Specifications

- Wood species - Cherry, Maple, Walnut or Double Cut. Table has 3/4" high density polyurethane foam.
- Plywood construction with locking tenons, glue and screws.
- Linking bracket included.
- Metal legs are 16 gauge steel tube with metal leveling glides.

Description	1 Model	Specifications				List Price Per Grade			
<div>Upholstered Table</div> <div></div>	<div>CTS40U</div> <div><ul style="list-style-type: none">· 40" square· wood top· upholstered chassis· freestanding application· double cut veneer available; specify and add \$193 list</div>	Dimensions		D	W	H	COM	\$1,727	
		Overall		40	40	15	A	\$1,766	
		Upholstery		Shipping				B	\$1,795
		COM Ydg		1	Ctn Wt	85	COL/C	\$1,842	
		COL Sq Ft		23	Cu Ft	14	D	\$1,907	
								E	\$1,968
								F	\$2,065
								G	\$2,169
								H	\$2,280
								I	\$2,455
						J	\$2,664		
						L1	\$2,330		
						L2	\$2,477		
<div>Upholstered Table</div> <div></div>	<div>CTS50U</div> <div><ul style="list-style-type: none">· 50" square· wood top· upholstered chassis· freestanding application· double cut veneer available; specify and add \$193 list</div>	Dimensions		D	W	H	COM	\$1,920	
		Overall		50	50	15	A	\$1,964	
		Upholstery		Shipping				B	\$1,991
		COM Ydg		1	Ctn Wt	92	COL/C	\$2,041	
		COL Sq Ft		23	Cu Ft	21	D	\$2,104	
								E	\$2,166
								F	\$2,263
								G	\$2,368
								H	\$2,478
								I	\$2,654
						J	\$2,862		
						L1	\$2,527		
						L2	\$2,676		
<div>Table</div> <div></div>	<div>CTD30U</div> <div><ul style="list-style-type: none">· 30" diameter· wood top· upholstered chassis· freestanding application· double cut veneer available; specify and add \$193 list</div>	Dimensions		D	W	H	COM	\$2,742	
		Overall		30		15	A	\$2,796	
		Upholstery		Shipping				B	\$2,825
		COM Ydg		1	Ctn Wt	70	COL/C	\$2,871	
		COL Sq Ft		23	Cu Ft	10	D	\$2,936	
								E	\$3,000
								F	\$3,096
								G	\$3,199
								H	\$3,312
								I	\$3,486
						J	\$3,695		
						L1	\$3,361		
						L2	\$3,506		

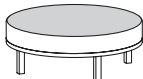
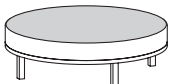
Description	1 Model	Specifications	List Price Per Grade
Table 	CTD42U · 42" diameter · wood top · upholstered chassis · freestanding application · double cut veneer available; specify and add \$193 list	Dimensions	COM \$2,936
		Overall 42 15	A \$2,992
		Upholstery	B \$3,021
		Shipping	COL/C \$3,071
		COM Ydg 1 Ctn Wt 79	D \$3,132
		COL Sq Ft 23 Cu Ft 18	E \$3,196
			F \$3,293
			G \$3,398
			H \$3,509
			I \$3,684
			J \$3,892
			L1 \$3,556
			L2 \$3,702

Table 	CTD50U · 50" diameter · wood top · upholstered chassis · freestanding application · double cut veneer available; specify and add \$193 list	Dimensions	COM \$3,048
		Overall 50 15	A \$3,109
		Upholstery	B \$3,135
		Shipping	COL/C \$3,186
		COM Ydg 1 Ctn Wt 90	D \$3,248
		COL Sq Ft 23 Cu Ft 25	E \$3,309
			F \$3,406
			G \$3,511
			H \$3,624
			I \$3,797
			J \$4,005
			L1 \$3,671
			L2 \$3,818

To Order, Specify:

- 1 Model Number
- 2 Wood Species - Cherry (CH1), Maple (MA1), Walnut (WA1) or Double Cut (DC1)
- 3 Wood Finish
- 4 Fabric Selection - vendor, pattern and color
- 5 Metal Leg Color - Black Sandtex (BSX), Pewter (PEW), Soft Nickel (SNK) or Stardust Silver (STS)
- 6 Optional Coordinating Wood Grain Laminate Available on Table Tops - no upcharge. Finishes with an asterisk have a coordinating laminate available
- 7 Optional Rubber Cushion Nylon Glides - no upcharge
- 8 Product Options

3 Wood Finish Options:

Cherry	Maple	Walnut
BRL Barley	ALM Ale Medium	AUB Auburn
BBM Bourbon Medium	BUT Butterscotch	ESP Espresso
BRM Brighton Medium	CIN Cinnamon	MCH Mocha*
CLA Classic	FLX Flax	NTN Night Owl*
CLL Collectors*	VEN Venetian	SIE Sienna*
EAR Earthy	TOF Toffee	
HRV Harvest*	TRF Truffle*	
LGC Legacy		
PRL Praline*		
SAF Saffron		

Double Cut

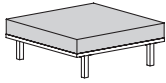
COF Coffee	GRH Graphite
CRM Cremello	KHK Khaki
FOS Fossil	STU Studio Teak

- 4 Visit www.jsifurniture.com/finishes-and-materials/textiles for our textiles program. See selection of standard and graded in manufacturers and patterns.

Specifications

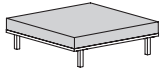
- Wood species - Cherry, Maple, Walnut or Double Cut. Plywood construction with locking tenons, glue and screws.
- Metal legs are 16 gauge steel tube with metal leveling glides.

Description	D	W	H	CTN WT	CU FT	① Model	List Price
Wood Table	40	40	15	85	14	CTS40W	\$1,483



- 40" square
- wood top
- wood chassis
- freestanding application
- double cut veneer available; specify and add \$219 list

Wood Table	50	50	15	92	21	CTS50W	\$1,690
------------	----	----	----	----	----	--------	---------



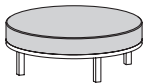
- 50" square
- wood top
- wood chassis
- freestanding application
- double cut veneer available; specify and add \$219 list

Table	30		15	81	10	CTD30W	\$2,704
-------	----	--	----	----	----	--------	---------



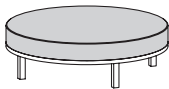
- 30" diameter
- wood top
- wood chassis
- freestanding application
- double cut veneer available; specify and add \$307 list

Table	42		15	90	18	CTD42W	\$3,090
-------	----	--	----	----	----	--------	---------

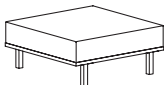
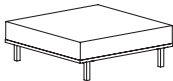



- 42" diameter
- wood top
- wood chassis
- freestanding application
- double cut veneer available; specify and add \$307 list

Table	50		15	103	25	CTD50W	\$3,582
-------	----	--	----	-----	----	--------	---------



- 50" diameter
- wood top
- wood chassis
- freestanding application
- double cut veneer available; specify and add \$307 list

Description	① Model	Specifications	List Price Per Grade
Ottoman 	CTS400 • 40" square • fully upholstered • freestanding application • double cut veneer available; specify and add \$124 list	Dimensions	COM \$1,822
		Overall	A \$1,883
		Seat	B \$1,955
		Upholstery	COL/C \$2,075
		COM Ydg	D \$2,231
		COL Sq Ft	E \$2,388
			F \$2,631
			G \$2,893
			H \$3,169
			I \$3,607
Ottoman 	CTS500 • 50" square • fully upholstered • freestanding application • double cut veneer available; specify and add \$124 list	Dimensions	COM \$1,909
		Overall	A \$1,972
		Seat	B \$2,041
		Upholstery	COL/C \$2,163
		COM Ydg	D \$2,320
		COL Sq Ft	E \$2,476
			F \$2,719
			G \$2,980
			H \$3,258
			I \$3,694
Ottoman 	CTD300 • 30" diameter • fully upholstered • freestanding application • double cut veneer available; specify and add \$124 list	Dimensions	COM \$2,487
		Overall	A \$2,555
		Upholstery	B \$2,620
		COM Ydg	COL/C \$2,731
		COL Sq Ft	D \$2,869
			E \$3,011
			F \$3,229
			G \$3,465
			H \$3,717
			I \$4,107

To Order, Specify:

- ① Model Number
- ② Wood Species - Cherry (CH1), Maple (MA1), Walnut (WA1) or Double Cut (DC1)
- ③ Wood Finish
- ④ Fabric Selection - vendor, pattern and color
- ⑤ Metal Color - Black Sandtex (BSX), Pewter (PEW), Soft Nickel (SNK) or Stardust Silver (STS)
- ⑥ Optional Coordinating Wood Grain Laminate Available on Table Tops - no upcharge. Finishes with an asterisk have a coordinating laminate available
- ⑦ Optional Rubber Cushion Nylon Glides - no upcharge
- ⑧ Product Options

③ Wood Finish Options:

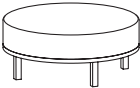
Cherry	Maple	Walnut
BRL Barley	ALM Ale Medium	AUB Auburn
BBM Bourbon Medium	BUT Butterscotch	ESP Espresso
BRM Brighton Medium	CIN Cinnamon	MCH Mocha*
CLA Classic	FLX Flax	NTO Night Owl*
CLL Collectors*	VEN Venetian	SIE Sienna*
EAR Earthy	TOF Toffee	
HRV Harvest*	TRF Truffle*	
LGC Legacy		
PRL Praline*		
SAF Saffron		
Double Cut		
COF Coffee	GRH Graphite	
CRM Cremello	KHK Khaki	
FOS Fossil	STU Studio Teak	


*finishes with coordinating laminate top option

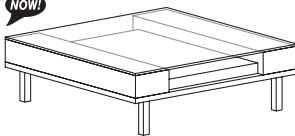
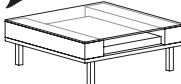
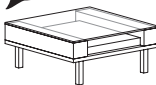
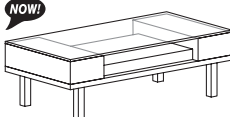
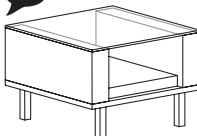
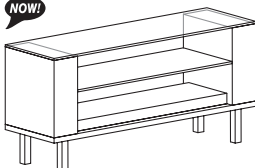
Specifications

- Wood species - Cherry, Maple, Walnut or Double Cut. Ottomans have 2" high density polyurethane foam.
- Plywood construction with locking tenons, glue and screws.
- Metal legs are 16 gauge steel tube with metal leveling glides.

- ④ Visit www.jsifurniture.com/finishes-and-materials/textiles for our textiles program. See selection of standard and graded in manufacturers and patterns.

Description	1 Model	Specifications				List Price Per Grade	
<div>Ottoman</div> 	CTD420 <ul style="list-style-type: none">· 42" diameter· fully upholstered· freestanding application· double cut veneer available; specify and add \$124 list	Dimensions	D	W	H	COM	\$2,598
		Overall	42		15	A	\$2,676
		Upholstery	Shipping			B	\$2,743
		COM Ydg	2 1/2	Ctn Wt	74	COL/C	\$2,866
		COL Sq Ft	58	Cu Ft	18	D	\$3,021
						E	\$3,178
						F	\$3,424
						G	\$3,684
						H	\$3,963
						I	\$4,397
						J	\$4,919
						L1	\$4,082
						L2	\$4,448

<div>Ottoman</div> 	CTD500 <ul style="list-style-type: none">· 50" diameter· fully upholstered· freestanding application· double cut veneer available; specify and add \$124 list	Dimensions	D	W	H	COM	\$2,712
		Overall	50		15	A	\$2,791
		Upholstery	Shipping			B	\$2,868
		COM Ydg	2 3/4	Ctn Wt	84	COL/C	\$3,002
		COL Sq Ft	64	Cu Ft	25	D	\$3,174
						E	\$3,345
						F	\$3,615
						G	\$3,903
						H	\$4,207
						I	\$4,684
						J	\$5,259
						L1	\$4,341
						L2	\$4,744

Description	D	W	H	CTN WT	CU FT	① Model	List Price
Magazine Table  <ul style="list-style-type: none"> • glass top • freestanding application • double cut veneer available; specify and add \$219 list • maple and walnut veneer are only species available on JSI Quickship program 	48	48	15	202	30	CT4848-15	\$3,588
Magazine Table  <ul style="list-style-type: none"> • glass top • freestanding application • double cut veneer available; specify and add \$219 list • maple and walnut veneer are only species available on JSI Quickship program 	42	42	15	173	21	CT4242-15	\$3,345
Magazine Table  <ul style="list-style-type: none"> • glass top • freestanding application • double cut veneer available; specify and add \$219 list • maple and walnut veneer are only species available on JSI Quickship program 	36	36	15	145	16	CT3636-15	\$3,163
Magazine Table  <ul style="list-style-type: none"> • glass top • freestanding application • double cut veneer available; specify and add \$219 list • maple and walnut veneer are only species available on JSI Quickship program 	24	48	15	137	15	CT2448-15	\$3,126
End Table  <ul style="list-style-type: none"> • glass top • freestanding application • double cut veneer available; specify and add \$219 list • maple and walnut veneer are only species available on JSI Quickship program 	32	32	22	134	18	CT3232-22	\$2,999
Sofa Table  <ul style="list-style-type: none"> • glass top and shelf • freestanding application • double cut veneer available; specify and add \$219 list • maple and walnut veneer are only species available on JSI Quickship program 	18	60	28	182	25	CT1860-28	\$4,365

To Order, Specify:

- ① Model Number
- ② Wood Species - Cherry (CH1), Maple (MA1), Walnut (WA1) or Double Cut (DC1)
- ③ Wood Finish
- ④ Fabric Selection - vendor, pattern and color
- ⑤ Metal Color - Black Sandtex (BSX), Pewter (PEW), Soft Nickel (SNK) or Stardust Silver (STS)
- ⑥ Optional Rubber Cushion Nylon Glides - no upcharge
- ⑦ Product Options

③ Wood Finish Options:

Cherry		Maple		Walnut	
BRL	Barley	ALM	Ale Medium	AUB	Auburn
BBM	Bourbon Medium	BUT	Butterscotch	ESP	Espresso
BRM	Brighton Medium	CIN	Cinnamon	MCH	Mocha*
CLA	Classic	FLX	Flax	NTO	Night Owl*
CLL	Collectors*	VEN	Venetian	SIE	Sienna*
EAR	Earthy	TOF	Toffee		
HRV	Harvest*	TRF	Truffle*		
LGC	Legacy				
PRL	Praline*				
SAF	Saffron				
Double Cut					
COF	Coffee	GRH	Graphite		
CRM	Cremello	KHK	Khaki		
FOS	Fossil	STU	Studio Teak		

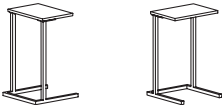
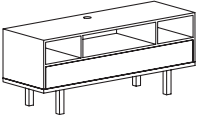
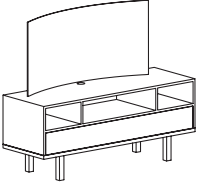
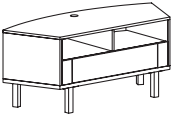
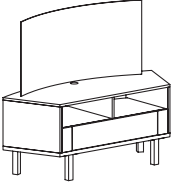
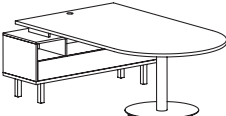
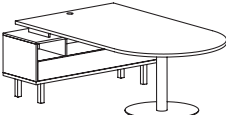
Specifications

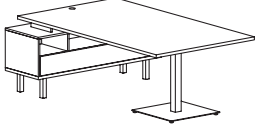
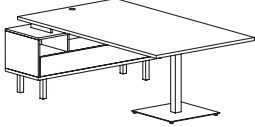
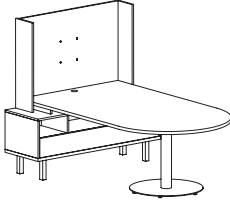
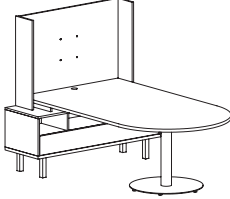
- Wood species - Cherry, Maple, Walnut or Double Cut.
- Ottomans have 2" high density polyurethane foam.
- Plywood construction with locking tenons, glue and screws.
- Metal legs are 16 gauge steel tube with metal leveling glides.

When ordering Quickship products, place a "Q" in front of model number.
Example: QVV3072DD

Need it.
JSI Quickship

- ④ Visit www.jsifurniture.com/finishes-and-materials/textiles for our textiles program. See selection of standard and graded in manufacturers and patterns

Description	D	W	H	CTN WT	CU FT	① Model	List Price
Pull Up Table  <ul style="list-style-type: none"> • ¾" top thickness • 12" top depth • double cut veneer available; specify and add \$64 list 	17	17	27	15	3	CT1717LTT	\$1,287
Media Cabinet  <ul style="list-style-type: none"> • one surface grommet • lower hinged access panel • double cut veneer available; specify and add \$273 list 	20	60	25	140	22	CT2060M	\$2,504
Media Cabinet  <ul style="list-style-type: none"> • frosted acrylic screen - ¼"d x 50"w x 26"h • one surface grommet • lower hinged access panel • double cut veneer available; specify and add \$273 list 	20	60	25	140	22	CT2060MAS	\$2,919
Media Cabinet  <ul style="list-style-type: none"> • 45 degree radius • 77" outside radius • 24 ⅝" deep at deepest point • 45" front width • one surface grommet • lower hinged access panel • double cut veneer available; specify and add \$273 list 	20	60	25	130	23	CT2060MC	\$2,488
Media Cabinet  <ul style="list-style-type: none"> • frosted acrylic screen - ¼"d x 50"w x 26"h • 45 degree radius • 77" outside radius • 24 ⅝" deep at deepest point • 45" front width • one surface grommet • lower hinged access panel • double cut veneer available; specify and add \$273 list 	20	60	25	130	23	CT2060MCAS	\$2,904
Media Activity Center  <ul style="list-style-type: none"> • bullet shape top • one surface grommet • base has a 4" diameter column with 24" diameter disc • R3 edge on worksurface • top thickness 1 ⅜" • worksurface height 29" • media cabinet included • double cut veneer available; specify and add \$406 list 	84	60	29	335	40	CT6084MACB	\$4,567
Media Activity Center  <ul style="list-style-type: none"> • bullet shape top • one surface grommet • base has a 4" diameter column with 24" diameter disc • R3 edge on worksurface • top thickness 1 ⅜" • worksurface height 29" • media cabinet included • double cut veneer available; specify and add \$406 list 	72	60	29	310	39	CT6072MACB	\$4,398

Description	D	W	H	CTN WT	CU FT	① Model	List Price
Media Activity Center  <ul style="list-style-type: none"> rectangular shape top one surface grommet base has a 3" x 3" square column with an 18" x 18" square base R3 edge on worksurface top thickness 1 3/16" worksurface height 29" media cabinet included double cut veneer available; specify and add \$406 list 	84	60	29	344	40	CT6084MACR	\$4,860
Media Activity Center  <ul style="list-style-type: none"> rectangular shape top one surface grommet base has a 3" x 3" square column with an 18" x 18" square base R3 edge on worksurface top thickness 1 3/16" worksurface height 29" media cabinet included double cut veneer available; specify and add \$406 list 	72	60	29	319	39	CT6072MACR	\$4,690
Media Activity Center  <ul style="list-style-type: none"> bullet shape top one surface grommet base has a 4" diameter column with 24" diameter disc R3 edge on worksurface top thickness 1 3/16" worksurface height 29" back wall panel is 31" high from top of worksurface to top of panel back wall panel is 48" wide, from inside panel to inside panel back wall ships KD media cabinet and TV mount included TV not included double cut veneer available; specify and add \$406 list 	84	60	29	350	40	CT6084MACBW	\$5,538
Media Activity Center  <ul style="list-style-type: none"> bullet shape top one surface grommet base has a 4" diameter column with 24" diameter disc R3 edge on worksurface top thickness 1 3/16" worksurface height 29" back wall panel is 31" high from top of worksurface to top of panel back wall panel is 48" wide, from inside panel to inside panel back wall ships KD media cabinet and TV mount included TV not included double cut veneer available; specify and add \$406 list 	72	60	29	325	29	CT6072MACBW	\$5,368

To Order, Specify:

- ① Model Number
- ② Wood Species - Cherry (CH1), Maple (MA1), Walnut (WA1) or Double Cut (DC1)
- ③ Wood Finish
- ④ Metal Leg Color - Black Sandtex (BSX), Pewter (PEW), Soft Nickel (SNK) or Stardust Silver (STS)
- ⑤ Optional Coordinating Wood Grain Laminate Available on Main Horizontal Surface - no upcharge. Finishes with an asterisk have a coordinating laminate available
- ⑥ Optional Rubber Cushion Nylon Glides - no upcharge
- ⑦ Product Options

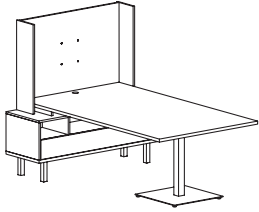
③ Wood Finish Options:

Cherry	Maple	Walnut
BRL Barley	ALM Ale Medium	AUB Auburn
BBM Bourbon Medium	BUT Butterscotch	ESP Espresso
BRM Brighton Medium	CIN Cinnamon	MCH Mocha*
CLA Classic	FLX Flax	NTO Night Owl*
CLL Collectors*	VEN Venetian	SIE Sienna*
EAR Earthy	TOF Toffee	
HRV Harvest*	TRF Truffle*	
LGC Legacy		
PRL Praline*	*finishes with coordinating laminate top option	
SAF Saffron		
Double Cut		
COF Coffee	GRH Graphite	
CRM Cremello	KHK Khaki	
FOS Fossil	STU Studio Teak	

Specifications

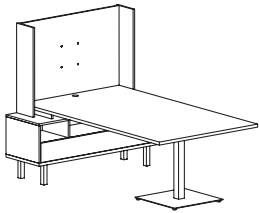
- Wood species - Cherry, Maple, Walnut or Double Cut. Plywood construction with locking tenons, glue and screws.
- Linking bracket included.
- Metal legs are 16 gauge steel tube with metal leveling glides.

Description	D	W	H	CTN WT	CU FT	① Model	List Price
Media Activity Center	84	60	29	359	40	CT6084MACRW	\$5,832

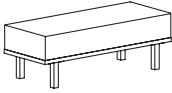
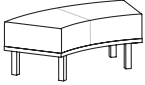
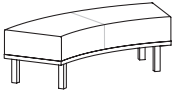


- rectangular shape top
- one surface grommet
- base has a 3" x 3" square column with an 18" x 18" square base
- R3 edge on worksurface
- top thickness 1 3/16"
- worksurface height 29"
- back wall panel is 31" high from top of worksurface to top of panel
- back wall panel is 48" wide, from inside panel to inside panel
- back wall ships KD
- media cabinet and TV mount included
- double cut veneer available; specify and add \$406 list

Media Activity Center	72	60	29	329	39	CT6072MACRW	\$5,662
-----------------------	----	----	----	-----	----	-------------	---------



- rectangular shape top
- one surface grommet
- base has a 3" x 3" square column with an 18" x 18" square base
- R3 edge on worksurface
- top thickness 1 3/16"
- worksurface height 29"
- back wall panel is 31" high from top of worksurface to top of panel
- back wall panel is 48" wide, from inside panel to inside panel
- back wall ships KD
- media cabinet and TV mount included
- double cut veneer available; specify and add \$406 list

Description	1 Model	Specifications	List Price Per Grade
Media Bench 	CTR20500 • used with media cabinet • double cut veneer available; specify and add \$124 list	Dimensions	COM \$1,637
		Overall 20 50 18	A \$1,684
		Seat 20 50	B \$1,726
		Upholstery	COL/C \$1,798
		Shipping	D \$1,891
		COM Ydg 1 ½ Ctn Wt 52	E \$1,985
		COL Sq Ft 35 Cu Ft 11	F \$2,132
			G \$2,290
			H \$2,454
			I \$2,716
Curved Media Bench 	CTI20420 • 45 degree • 42" inside radius • 62" outside radius • used with media cabinet • double cut veneer available; specify and add \$124 list	Dimensions	COM \$1,940
		Overall 20 18	A \$1,992
		Seat 20	B \$2,043
		Upholstery	COL/C \$2,128
		Shipping	D \$2,238
		COM Ydg 1 ¾ Ctn Wt 51	E \$2,346
		COL Sq Ft 41 Cu Ft 12	F \$2,517
			G \$2,702
			H \$2,895
			I \$3,199
Curved Media Bench 	CTI20570 • 45 degree • 57" inside radius • 77" outside radius • used with media cabinet • double cut veneer available; specify and add \$124 list	Dimensions	COM \$1,955
		Overall 20 18	A \$2,012
		Seat 20	B \$2,067
		Upholstery	COL/C \$2,165
		Shipping	D \$2,291
		COM Ydg 2 Ctn Wt 54	E \$2,415
		COL Sq Ft 46 Cu Ft 16	F \$2,611
			G \$2,821
			H \$3,043
			I \$3,389

To Order, Specify:

- 1 Model Number
- 2 Wood Species - Cherry (CH1), Maple (MA1), Walnut (WA1) or Double Cut (DC1)
- 3 Wood Finish
- 4 Fabric Selection - vendor, pattern and color
- 5 Metal Leg Color - Black Sandtex (BSX), Pewter (PEW), Soft Nickel (SNK) or Stardust Silver (STS)
- 6 Optional Coordinating Wood Grain Laminate Available on Worksurface - no upcharge. Finishes with an asterisk have a coordinating laminate available
- 7 Optional Rubber Cushion Nylon Glides - no upcharge
- 8 Product Options

3 Wood Finish Options:

Cherry	Maple	Walnut
BRL Barley	ALM Ale Medium	AUB Auburn
BBM Bourbon Medium	BUT Butterscotch	ESP Espresso
BRM Brighton Medium	CIN Cinnamon	MCH Mocha*
CLA Classic	FLX Flax	NTO Night Owl*
CLL Collectors*	VEN Venetian	SIE Sienna*
EAR Earthy	TOF Toffee	
HRV Harvest*	TRF Truffle*	
LGC Legacy		
PRL Praline*		
SAF Saffron		
Double Cut		
COF Coffee	GRH Graphite	
CRM Cremello	KHK Khaki	
FOS Fossil	STU Studio Teak	

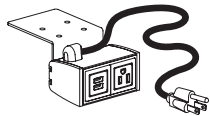
*finishes with coordinating laminate top option

Specifications

- Wood species - Cherry, Maple, Walnut or Double Cut.
- Seat has synthetic sheet webbing with cross strap reinforcement, 4 ¼" high density polyurethane foam.
- Plywood construction with locking tenons, glue and screws.
- Linking bracket included.
- Metal legs are 16 gauge steel tube with metal leveling glides.

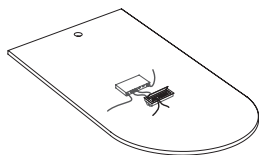
- 4 Visit www.jsifurniture.com/finishes-and-materials/textiles for our textiles program. See selection of standard and graded in manufacturers and patterns.

Description	D	W	H	CTN WT	CU FT	① Model	List Price
Power Center Under Mount	6	3 5/8	2 1/2	4	1	EC21	\$645



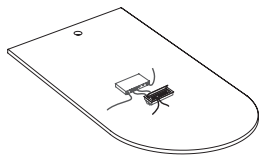
- mounts under platform or surface
- field installable
- one power receptacle - 110 volt, one dual USB port
- 10' power cord with molded plug
- specify Black (B) or White (W) finish

DropShare	5 1/2	8 1/2	3 1/2	5	3	DROP12	\$6,149
-----------	-------	-------	-------	---	---	--------	---------



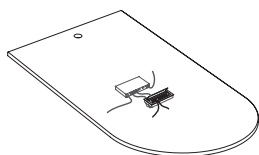
- used in Media Activity Center
- mounts in pre-determined standard location
- single sided unit with (2) receptacles and (2) Drop Share cords
- cord extends 48" from grommet in worksurface
- 6' power cord for receptacles
- control module mounts under worksurface
- module includes transformer with 6' power cord and (1) HDMI output for connection to monitor
- HDMI cable not included
- silver finish

DropShare	5 1/2	11 1/2	3 1/2	5	3	DROP14	\$9,124
-----------	-------	--------	-------	---	---	--------	---------






- used in Media Activity Center
- mounts in pre-determined standard location
- single sided unit with (2) receptacles and (4) Drop Share cords
- cord extends 48" from grommet in worksurface
- 6' power cord for receptacles
- control module mounts under worksurface
- module includes transformer with 6' power cord and (1) HDMI output for connection to monitor
- HDMI cable not included
- silver finish

DropShare	8 1/2	10 1/2	3 1/2	7	3	DROP24	\$9,613
-----------	-------	--------	-------	---	---	--------	---------



- used in Media Activity Center
- mounts in pre-determined standard location
- dual sided unit with (4) receptacles and (4) Drop Share cords
- cord extends 48" from grommet in worksurface
- 6' power cord for receptacles
- control module mounts under worksurface
- module includes transformer with 6' power cord and (1) HDMI output for connection to monitor
- HDMI cable not included
- silver finish

Description	D	W	H	CTN WT	CU FT	① Model	List Price
Mini Power and Data Tilt Up  <ul style="list-style-type: none"> • fluid one touch tilt up access • one power receptacle - 120 volt; 15 amp and one opening for voice/data port • adapter kit provided to accept jack from most manufacturers • 72" power cord with molded plug • drop in field installation required • UL listed component • available in Silver finish • cut out provided in Media Activity Center at specified location 	4 ¼	5 ½		6	1	EC10	\$480
Mini Power Tilt Up  <ul style="list-style-type: none"> • fluid one touch tilt up access • two power receptacles - 120 volt; 15 amp • 72" power cord with molded plug • drop in field installation required • UL listed component • available in Silver finish • cut out provided in Media Activity Center at specified location 	4 ¼	5 ½		6	1	EC11	\$500
Mini Power and USB Tilt Up  <ul style="list-style-type: none"> • fluid one touch tilt up access • one power receptacle - 120 volt; 15 amp dual powered USB • 72" power cord with molded plug • drop in field installation required • UL listed component • available in Silver finish • cut out provided in Media Activity Center at specified location 	4 ¼	5 ½		6	1	EC12	\$622

To Order, Specify:

① Model Number

Encore Lounge Order Check List:



Specify:

☐ 1. Model Number

☐ 2. Wood Species - Maple (M)

☐ 3. Wood Finish

☐ 4. Fabric Selection - vendor, pattern and color

☐ 5. Leg Style - disk or column

☐ 6. Leg/Trim Color - Black Sandtex (BSX) or Stardust Silver (STS)

☐ 7. Optional Easy Mobility Package - add \$157 list per chair; available on any single seat, non-wedge lounge

☐ 8. Optional Coordinating Wood Grain Laminate Surfaces - no upcharge

Example:

EN9201UW	M	AUB	MOMENTUM	VOX	MYSTIC	COLUMN	BLACK SANDTEX
(model #)	(wood species)	(finish)	(fabric vendor)	(pattern name)	(pattern color)	(leg style)	(leg color)

1. Model Number
2. Wood Species - Maple (M)
3. Wood Finish Options:
- | | | | |
|-----|-----------------|-----|------------|
| ALM | Ale Medium | FLX | Flax |
| AUB | Auburn | HRV | Harvest* |
| BRL | Barley | LGC | Legacy |
| BBM | Bourbon Medium | MCH | Mocha* |
| BRM | Brighton Medium | NTO | Night Owl* |
| BUT | Butterscotch | PRL | Praline* |
| CIN | Cinnamon | SAF | Saffron |
| CLA | Classic | SIE | Sienna* |
| CLL | Collectors* | TOF | Toffee |
| EAR | Earthy | TRF | Truffle* |
| ESP | Espresso | VEN | Venetian |

*finishes have coordinating laminate top option

4. Fabric Selection - Please supply the following:
- Fabric vendor/Pattern name/Pattern color
- For a complete list of JSI Standard and Graded-In Textiles click here

When specifying contrasting upholstery, indicate clearly which upholstery is to be applied to the seat, back and arms. Use higher grade pricing.

- Indicate direction of fabric - Railroaded or Up the Roll
- Please provide illustration, if available

- All COM orders must include the following:
- Vendor's name, pattern name and color
 - Sample of the fabric attached to order
 - Model numbers of items for fabric application
 - Special application instructions (e.g., all stripes will be front to back unless specified otherwise)
 - Customer and purchase order number

Ship prepaid COM material to:

JSI

Attn: COM Department

201 East Martin Street

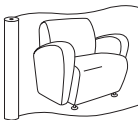
Receiving B, Dock 71

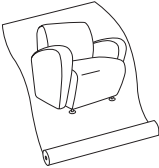
Orleans, IN 47452

Application of fabric:

Railroaded

Up the Roll






All COM orders will ship at standard lead time from receipt of COM except for orders requiring special custom matched finishes.

5. Leg Style Options:


Lounge Leg Style



- Lounge Disk Leg**
- adjustable height glide
 - nylon glide



- Lounge Column Leg**
- fixed height
 - nylon glide



Lounge Caster

Table Leg Style



- Table Disk Leg**
- adjustable height glide
 - nylon glide



- Lounge Column Leg**
- fixed height
 - nylon glide




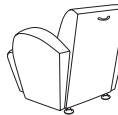

6. Leg/Trim Color - Black Sandtex (BSX) or Stardust Silver (STS); all metal/trim color will match


7. Easy Mobility Package Option - add \$157 list per chair




- available on any single seat, non-wedge lounge
- front casters, back legs for easy mobility
- handle attached on back

8. Optional Coordinating Wood Grain Laminate Available on Wood Cap Arms, Tablet Arm and Table Tops - no upcharge. Finishes with an asterisk (*) have a coordinating laminate available.


Description	① Model	Specifications	List Price Per Grade																												
<div>Single Seat</div> <div></div>	<div>EN9201U</div> <div><ul style="list-style-type: none">· optional easy mobility package - add \$157 list per chair· optional tablet available on right or left arm (as seated in unit); specify when ordering and add \$429 list</div>	<table><tr><th>Dimensions</th><th>D</th><th>W</th><th>H</th></tr><tr><td>Overall</td><td>29</td><td>35 ½</td><td>32</td></tr><tr><td>Seat</td><td>20 ½</td><td>23 ½</td><td>18</td></tr><tr><td>Arm</td><td></td><td></td><td>26</td></tr><tr><th>Upholstery</th><th colspan="3">Shipping</th></tr><tr><td>COM Ydg</td><td>6</td><td>Ctn Wt</td><td>80</td></tr><tr><td>COL Sq Ft</td><td>120</td><td>Cu Ft</td><td>21</td></tr></table>	Dimensions	D	W	H	Overall	29	35 ½	32	Seat	20 ½	23 ½	18	Arm			26	Upholstery	Shipping			COM Ydg	6	Ctn Wt	80	COL Sq Ft	120	Cu Ft	21	<div>COM \$2,591</div> <div>A \$2,665</div> <div>B \$2,816</div> <div>COL/C \$3,078</div> <div>D \$3,415</div> <div>E \$3,750</div> <div>F \$4,105</div> <div>G \$4,608</div> <div>H \$5,146</div> <div>I \$5,986</div> <div>J \$6,996</div> <div>L1 \$4,980</div> <div>L2 \$5,584</div>
Dimensions	D	W	H																												
Overall	29	35 ½	32																												
Seat	20 ½	23 ½	18																												
Arm			26																												
Upholstery	Shipping																														
COM Ydg	6	Ctn Wt	80																												
COL Sq Ft	120	Cu Ft	21																												
<div>Single Seat with Folding Tablet Arm</div> <div><div><div>tablet on right arm</div></div><div><div>tablet arm stowed</div></div><div><div>easy mobility package</div></div></div>	<div>EN9251</div> <div><ul style="list-style-type: none">· tablet arm: 19 ¼" x 10 ¾"· ¾" thick tablet features beveled edge· tablet height: 27"· rotating tablet with tilt and stow mechanism· clearance for tablet operations is 10"· includes easy mobility package· tablet available on right or left arm (as seated in unit); specify when ordering</div>	<table><tr><th>Dimensions</th><th>D</th><th>W</th><th>H</th></tr><tr><td>Overall</td><td>29</td><td>36 ½</td><td>32</td></tr><tr><td>Seat</td><td>20 ½</td><td>23 ½</td><td>18</td></tr><tr><td>Arm</td><td></td><td></td><td>26</td></tr><tr><th>Upholstery</th><th colspan="3">Shipping</th></tr><tr><td>COM Ydg</td><td>6 ¼</td><td>Ctn Wt</td><td>85</td></tr><tr><td>COL Sq Ft</td><td>125</td><td>Cu Ft</td><td>21</td></tr></table>	Dimensions	D	W	H	Overall	29	36 ½	32	Seat	20 ½	23 ½	18	Arm			26	Upholstery	Shipping			COM Ydg	6 ¼	Ctn Wt	85	COL Sq Ft	125	Cu Ft	21	<div>COM \$3,039</div> <div>A \$3,117</div> <div>B \$3,274</div> <div>COL/C \$3,546</div> <div>D \$3,897</div> <div>E \$4,245</div> <div>F \$4,617</div> <div>G \$5,143</div> <div>H \$5,701</div> <div>I \$6,578</div> <div>J \$7,628</div> <div>L1 \$5,528</div> <div>L2 \$6,156</div>
Dimensions	D	W	H																												
Overall	29	36 ½	32																												
Seat	20 ½	23 ½	18																												
Arm			26																												
Upholstery	Shipping																														
COM Ydg	6 ¼	Ctn Wt	85																												
COL Sq Ft	125	Cu Ft	21																												
<div>Single Seat with Wood Cap Arm</div> <div></div>	<div>EN9201UW</div> <div><ul style="list-style-type: none">· metal spacers will match leg color· optional easy mobility package - add \$157 list per chair</div>	<table><tr><th>Dimensions</th><th>D</th><th>W</th><th>H</th></tr><tr><td>Overall</td><td>30</td><td>36 ½</td><td>32</td></tr><tr><td>Seat</td><td>20 ½</td><td>23 ½</td><td>18</td></tr><tr><td>Arm</td><td></td><td></td><td>24 ½</td></tr><tr><th>Upholstery</th><th colspan="3">Shipping</th></tr><tr><td>COM Ydg</td><td>6</td><td>Ctn Wt</td><td>80</td></tr><tr><td>COL Sq Ft</td><td>120</td><td>Cu Ft</td><td>21</td></tr></table>	Dimensions	D	W	H	Overall	30	36 ½	32	Seat	20 ½	23 ½	18	Arm			24 ½	Upholstery	Shipping			COM Ydg	6	Ctn Wt	80	COL Sq Ft	120	Cu Ft	21	<div>COM \$2,770</div> <div>A \$2,846</div> <div>B \$2,997</div> <div>COL/C \$3,258</div> <div>D \$3,596</div> <div>E \$3,931</div> <div>F \$4,285</div> <div>G \$4,789</div> <div>H \$5,326</div> <div>I \$6,166</div> <div>J \$7,177</div> <div>L1 \$5,158</div> <div>L2 \$5,764</div>
Dimensions	D	W	H																												
Overall	30	36 ½	32																												
Seat	20 ½	23 ½	18																												
Arm			24 ½																												
Upholstery	Shipping																														
COM Ydg	6	Ctn Wt	80																												
COL Sq Ft	120	Cu Ft	21																												

Description	1 Model	Specifications				List Price Per Grade	
<div>Single Seat with Open Wood Cap Arm</div> <div></div>	<div>EN9201W</div> <div>• metal arm support will match leg color</div> <div>• optional easy mobility package - add \$157 list per chair</div>	Dimensions	D	W	H	COM	\$2,063
		Overall	30	36 ½	32	A	\$2,099
		Seat	20 ½	23 ½	18	B	\$2,176
		Arm			24 ½	COL/C	\$2,307
		Upholstery	Shipping			D	\$2,476
		COM Ydg	3	Ctn Wt	64	E	\$2,642
		COL Sq Ft	60	Cu Ft	21	F	\$2,819
						G	\$3,073
						H	\$3,340
						I	\$3,762
				J	\$4,267		
				L1	\$3,259		
				L2	\$3,562		

Single Seat



EN9201T-R
right



EN9201T-L
left

EN9201T-R

EN9201T-L

- 360° swivel tablet arm
- optional tilt-out power available; specify right or left (as seated in unit); see page EN19 for more details
- tablet features flat edge
- metal tablet arm will match leg color
- optional easy mobility package - add \$157 list per chair

Dimensions	D	W	H
Overall	29	30 ½	32
Seat	20 ½	23 ½	18
Arm			24 ½
Upholstery	Shipping		
COM Ydg	3	Ctn Wt	55
COL Sq Ft	60	Cu Ft	18

COM

A

B

COL/C

D

E

F

G

H

I

J

L1

L2

\$1,647

\$1,683

\$1,760

\$1,890

\$2,060

\$2,225

\$2,404

\$2,658

\$2,924

\$3,344

\$3,850

\$2,842

\$3,144

To Order, Specify:

- 1 Model Number
- 2 Wood Species - Maple (M)
- 3 Wood Finish
- 4 Fabric Selection - vendor, pattern and color
- 5 Leg Style and Color
- 6 Metal Color - Black Sandtex (BSX) or Stardust Silver (STS)
- 7 Optional Easy Mobility Package - add \$157 list per chair; available on any single seat, non-wedge lounge. Optional Coordinating Wood Grain Laminate Available on Wood Cap Arms and Tablet Arm - no upcharge. Finishes with an asterisk have a coordinating laminate available.

3 Wood Finish Options:**Maple**


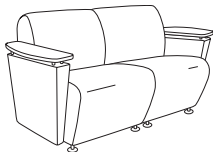
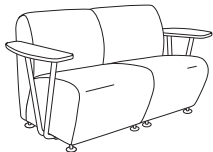
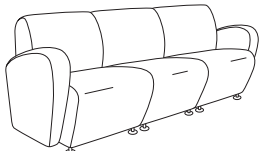
ALM	Ale Medium	FLX	Flax
AUB	Auburn	HRV	Harvest*
BRL	Barley	LGC	Legacy
BBM	Bourbon Medium	MCH	Mocha*
BRM	Brighton Medium	NTD	Night Owl*
BUT	Butterscotch	PRL	Praline*
CIN	Cinnamon	SAF	Saffron
CLA	Classic	SIE	Sienna*
CLL	Collectors*	TOF	Toffee
EAR	Earthy	TRF	Truffle*
ESP	Espresso	VEN	Venetian

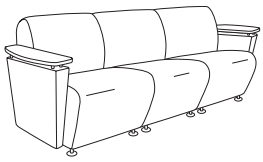
*finishes with coordinating laminate top option

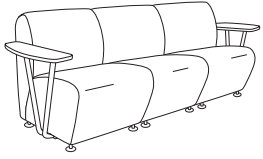
Specifications

- Wood species - Maple.
- Seat has 8 ½" high density polyurethane foam.
- Back has 7 ½" high density polyurethane foam.
- Upholstered arms have 4 ½" high density polyurethane foam.
- Wood caps and tablet are ¾" thick
- Plywood construction with spiral grooved solid wood dowels, glue and screws.
- Some assembly required.
- Standard with nylon glides.

- 4 Visit www.jsifurniture.com/finishes-and-materials/textiles for our textiles program. See selection of standard and graded in manufacturers and patterns.

Description	1 Model	Specifications	List Price Per Grade																												
Two Seat 	EN9202U · optional tablet available on right or left arm (as seated in unit); specify when ordering and add \$429 list	<table><tr><th>Dimensions</th><th>D</th><th>W</th><th>H</th></tr><tr><td>Overall</td><td>29</td><td>59 ¼</td><td>32</td></tr><tr><td>Seat</td><td>20 ½</td><td>47 ¼</td><td>18</td></tr><tr><td>Arm</td><td></td><td></td><td>26</td></tr><tr><th>Upholstery</th><th colspan="3">Shipping</th></tr><tr><td>COM Ydg</td><td>9</td><td>Ctn Wt</td><td>130</td></tr><tr><td>COL Sq Ft</td><td>180</td><td>Cu Ft</td><td>35</td></tr></table>	Dimensions	D	W	H	Overall	29	59 ¼	32	Seat	20 ½	47 ¼	18	Arm			26	Upholstery	Shipping			COM Ydg	9	Ctn Wt	130	COL Sq Ft	180	Cu Ft	35	COM \$4,026 A \$4,138 B \$4,362 COL/C \$4,754 D \$5,258 E \$5,763 F \$6,295 G \$7,052 H \$7,859 I \$9,119 J \$10,633 L1 \$7,608 L2 \$8,516
Dimensions	D	W	H																												
Overall	29	59 ¼	32																												
Seat	20 ½	47 ¼	18																												
Arm			26																												
Upholstery	Shipping																														
COM Ydg	9	Ctn Wt	130																												
COL Sq Ft	180	Cu Ft	35																												
Two Seat with Wood Cap Arm 	EN9202UW · metal spacers will match leg color	<table><tr><th>Dimensions</th><th>D</th><th>W</th><th>H</th></tr><tr><td>Overall</td><td>30</td><td>60 ¼</td><td>32</td></tr><tr><td>Seat</td><td>20 ½</td><td>47 ¼</td><td>18</td></tr><tr><td>Arm</td><td></td><td></td><td>24 ½</td></tr><tr><th>Upholstery</th><th colspan="3">Shipping</th></tr><tr><td>COM Ydg</td><td>9</td><td>Ctn Wt</td><td>130</td></tr><tr><td>COL Sq Ft</td><td>180</td><td>Cu Ft</td><td>35</td></tr></table>	Dimensions	D	W	H	Overall	30	60 ¼	32	Seat	20 ½	47 ¼	18	Arm			24 ½	Upholstery	Shipping			COM Ydg	9	Ctn Wt	130	COL Sq Ft	180	Cu Ft	35	COM \$4,207 A \$4,320 B \$4,545 COL/C \$4,937 D \$5,440 E \$5,945 F \$6,478 G \$7,233 H \$8,042 I \$9,301 J \$10,815 L1 \$7,788 L2 \$8,696
Dimensions	D	W	H																												
Overall	30	60 ¼	32																												
Seat	20 ½	47 ¼	18																												
Arm			24 ½																												
Upholstery	Shipping																														
COM Ydg	9	Ctn Wt	130																												
COL Sq Ft	180	Cu Ft	35																												
Two Seat with Open Wood Cap Arm 	EN9202W · metal arm support will match leg color	<table><tr><th>Dimensions</th><th>D</th><th>W</th><th>H</th></tr><tr><td>Overall</td><td>30</td><td>60 ¼</td><td>32</td></tr><tr><td>Seat</td><td>20 ½</td><td>47 ¼</td><td>18</td></tr><tr><td>Arm</td><td></td><td></td><td>24 ½</td></tr><tr><th>Upholstery</th><th colspan="3">Shipping</th></tr><tr><td>COM Ydg</td><td>6</td><td>Ctn Wt</td><td>114</td></tr><tr><td>COL Sq Ft</td><td>120</td><td>Cu Ft</td><td>35</td></tr></table>	Dimensions	D	W	H	Overall	30	60 ¼	32	Seat	20 ½	47 ¼	18	Arm			24 ½	Upholstery	Shipping			COM Ydg	6	Ctn Wt	114	COL Sq Ft	120	Cu Ft	35	COM \$3,507 A \$3,578 B \$3,729 COL/C \$3,991 D \$4,327 E \$4,664 F \$5,019 G \$5,523 H \$6,060 I \$6,903 J \$7,911 L1 \$5,895 L2 \$6,499
Dimensions	D	W	H																												
Overall	30	60 ¼	32																												
Seat	20 ½	47 ¼	18																												
Arm			24 ½																												
Upholstery	Shipping																														
COM Ydg	6	Ctn Wt	114																												
COL Sq Ft	120	Cu Ft	35																												
Three Seat 	EN9203U · optional tablet available on right or left arm (as seated in unit); specify when ordering and add \$429 list	<table><tr><th>Dimensions</th><th>D</th><th>W</th><th>H</th></tr><tr><td>Overall</td><td>29</td><td>83</td><td>32</td></tr><tr><td>Seat</td><td>20 ½</td><td>70 ¾</td><td>18</td></tr><tr><td>Arm</td><td></td><td></td><td>26</td></tr><tr><th>Upholstery</th><th colspan="3">Shipping</th></tr><tr><td>COM Ydg</td><td>12</td><td>Ctn Wt</td><td>180</td></tr><tr><td>COL Sq Ft</td><td>240</td><td>Cu Ft</td><td>49</td></tr></table>	Dimensions	D	W	H	Overall	29	83	32	Seat	20 ½	70 ¾	18	Arm			26	Upholstery	Shipping			COM Ydg	12	Ctn Wt	180	COL Sq Ft	240	Cu Ft	49	COM \$5,467 A \$5,618 B \$5,916 COL/C \$6,438 D \$7,112 E \$7,785 F \$8,492 G \$9,502 H \$10,577 I \$12,260 J \$14,278 L1 \$10,244 L2 \$11,452
Dimensions	D	W	H																												
Overall	29	83	32																												
Seat	20 ½	70 ¾	18																												
Arm			26																												
Upholstery	Shipping																														
COM Ydg	12	Ctn Wt	180																												
COL Sq Ft	240	Cu Ft	49																												

Description	1 Model	Specifications				List Price Per Grade	
Three Seat with Wood Cap Arm 	EN9203UW • metal spacers will match leg color	Dimensions	D	W	H	COM	\$5,647
		Overall	30	84	32	A	\$5,798
		Seat	20 ½	70 ¾	18	B	\$6,097
		Arm			24 ½	COL/C	\$6,619
		Upholstery		Shipping		D	\$7,293
		COM Ydg	12	Ctn Wt	180	E	\$7,966
		COL Sq Ft	240	Cu Ft	49	F	\$8,674
						G	\$9,683
						H	\$10,759
						I	\$12,440
						J	\$14,459
						L1	\$10,425
						L2	\$11,634

Three Seat with Open Wood Cap Arm 	EN9203W • metal arm support will match leg color	Dimensions	D	W	H	COM	\$4,940
		Overall	30	84	32	A	\$5,051
		Seat	20 ½	70 ¾	18	B	\$5,278
		Arm			24 ½	COL/C	\$5,670
		Upholstery		Shipping		D	\$6,176
		COM Ydg	9	Ctn Wt	164	E	\$6,678
		COL Sq Ft	180	Cu Ft	49	F	\$7,212
						G	\$7,967
						H	\$8,773
						I	\$10,036
						J	\$11,547
						L1	\$8,522
						L2	\$9,431

To Order, Specify:

- 1 Model Number
- 2 Wood Species - Maple (M)
- 3 Wood Finish
- 4 Fabric Selection - vendor, pattern and color
- 5 Leg Style and Color
- 6 Metal Color - Black Sandtex (BSX) or Stardust Silver (STS)
- 7 Optional Coordinating Wood Grain Laminate Available on Wood Cap Arms and Tablet Arm - no upcharge. Finishes with an asterisk have a coordinating laminate available.

3 Wood Finish Options:**Maple**

ALM	Ale Medium	FLX	Flax
AUB	Auburn	HRV	Harvest*
BRL	Barley	LGC	Legacy
BBM	Bourbon Medium	MCH	Mocha*
BRM	Brighton Medium	NTD	Night Owl*
BUT	Butterscotch	PRL	Praline*
CIN	Cinnamon	SAF	Saffron
CLA	Classic	SIE	Sienna*
CLL	Collectors*	TOF	Toffee
EAR	Earthy	TRF	Truffle*
ESP	Espresso	VEN	Venetian

*finishes with coordinating laminate top option

Specifications

- Wood species - Maple.
- Seat has 8 ½" high density polyurethane foam.
- Back has 7 ½" high density polyurethane foam.
- Upholstered arms have 4 ½" high density polyurethane foam.
- Wood caps and tablet are ¾" thick
- Plywood construction with spiral grooved solid wood dowels, glue and screws.
- Some assembly required.
- Standard with nylon glides.

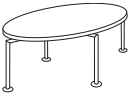
- 4 Visit www.jsifurniture.com/finishes-and-materials/textiles for our textiles program. See selection of standard and graded in manufacturers and patterns.

ENCORE FREESTANDING TABLES

GSA Contract SIN #33721



Description	D	W	H	CTN WT	CU FT	① Model	List Price
Oval Magazine Table	21 ½	42 ½	17	25	3	EN2142	\$1,462



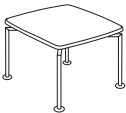
Round Magazine Table	36 ½	36 ½	17	28	4	EN36R	\$1,358
	30 ½	30 ½	17	25	3	EN30R	\$1,320



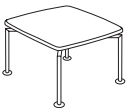
Rectangular Magazine Table	24 ½	48 ½	17	30	4	EN2448	\$1,278
----------------------------	------	------	----	----	---	--------	---------




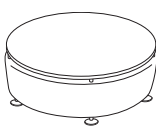
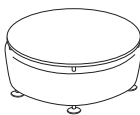
Square End Table	30 ¾	30 ¾	22 ¼	25	3	EN3030-22	\$1,238
	24 ¾	24 ¾	22 ¼	20	3	EN2424-22	\$1,075



Square Magazine Table	30 ¾	30 ¾	17	25	3	EN3030-17	\$1,207
	24 ¾	24 ¾	17	20	3	EN2424-17	\$1,049



ENCORE

Description	1 Model	Specifications				List Price Per Grade	
Oval Magazine Table 	EN2142B • upholstered base • metal spacers will match leg color	Dimensions	D	W	H	COM	\$1,743
		Overall	21 ½	42 ½	17	A	\$1,766
		Upholstery		Shipping		B	\$1,808
		COM Ydg	1 ¾	Ctn Wt	56	COL/C	\$1,885
		COL Sq Ft	35	Cu Ft	10	D	\$1,984
						E	\$2,081
Round Magazine Table 	EN36RB • upholstered base • metal spacers will match leg color	Dimensions	D	W	H	COM	\$1,650
		Overall	36 ½	36 ½	17	A	\$1,690
		Upholstery		Shipping		B	\$1,764
		COM Ydg	3	Ctn Wt	75	COL/C	\$1,894
		COL Sq Ft	60	Cu Ft	14	D	\$2,063
						E	\$2,229
Round Magazine Table 	EN30RB • upholstered base • metal spacers will match leg color	Dimensions	D	W	H	COM	\$1,614
		Overall	30 ½	30 ½	17	A	\$1,642
		Upholstery		Shipping		B	\$1,691
		COM Ydg	2	Ctn Wt	58	COL/C	\$1,778
		COL Sq Ft	40	Cu Ft	11	D	\$1,890
						E	\$2,002
						F	\$2,122
						G	\$2,287
						H	\$2,466
						I	\$2,749
						J	\$3,083
						L1	\$2,411
						L2	\$2,612

To Order, Specify:

- 1 Model Number
- 2 Wood Species - Maple (M)
- 3 Wood Finish
- 4 Fabric Selection - vendor, pattern and color
- 5 Leg Style and Color
- 6 Metal Color - Black Sandtex (BSX) or Stardust Silver (STS)
- 7 Optional Coordinating Wood Grain Laminate Available on Table top - no upcharge. Finishes with an asterisk have a coordinating laminate available.

3 Wood Finish Options:**Maple**

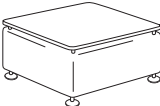
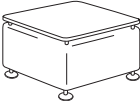
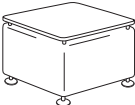
ALM	Ale Medium	FLX	Flax
AUB	Auburn	HRV	Harvest*
BRL	Barley	LGC	Legacy
BBM	Bourbon Medium	MCH	Mocha*
BRM	Brighton Medium	NTO	Night Owl*
BUT	Butterscotch	PRL	Praline*
CIN	Cinnamon	SAF	Saffron
CLA	Classic	SIE	Sienna*
CLL	Collectors*	TOF	Toffee
EAR	Earthy	TRF	Truffle*
ESP	Espresso	VEN	Venetian

*finishes with coordinating laminate top option

Specifications

- Wood species - Maple.
- Table tops are ¾" thick.
- Upholstered bases have 4 ½" high density polyurethane foam.
- Plywood construction with spiral grooved solid wood dowels, glue and screws.
- Tables ship KD; some assembly required.
- Standard with nylon glides.

- 4 Visit www.jsifurniture.com/finishes-and-materials/textiles for our textiles program. See selection of standard and graded in manufacturers and patterns.

Description	1 Model	Specifications	List Price Per Grade
Square Magazine Table 	EN3030-17B · upholstered base · metal spacers will match leg color	Dimensions	COM \$1,503
		D	A \$1,543
		W	B \$1,619
		H	COL/C \$1,747
		Overall 30 3/4	D \$1,918
		Upholstery	E \$2,085
		Shipping	F \$2,261
		COM Ydg 3	G \$2,516
		Ctn Wt 78	H \$2,783
		COL Sq Ft 60	I \$3,204
		Cu Ft 11	J \$3,711
			L1 \$2,701
			L2 \$3,002
Square Magazine Table 	EN2424-17B · upholstered base · metal spacers will match leg color	Dimensions	COM \$1,373
		D	A \$1,399
		W	B \$1,448
		H	COL/C \$1,536
		Overall 24 3/4	D \$1,648
		Upholstery	E \$1,760
		Shipping	F \$1,880
		COM Ydg 2	G \$2,044
		Ctn Wt 58	H \$2,222
		COL Sq Ft 40	I \$2,505
		Cu Ft 8	J \$2,842
			L1 \$2,169
			L2 \$2,371
Square End Table 	EN2424-22B · upholstered base · metal spacers will match leg color	Dimensions	COM \$1,380
		D	A \$1,408
		W	B \$1,461
		H	COL/C \$1,553
		Overall 24 3/4	D \$1,671
		Upholstery	E \$1,789
		Shipping	F \$1,918
		COM Ydg 2 1/2	G \$2,095
		Ctn Wt 65	H \$2,286
		COL Sq Ft 43	I \$2,583
		Cu Ft 10	J \$2,940
			L1 \$2,225
			L2 \$2,440

To Order, Specify:

- 1 Model Number
- 2 Wood Species - Maple (M)
- 3 Wood Finish
- 4 Fabric Selection - vendor, pattern and color
- 5 Leg Style and Color
- 6 Metal Color - Black Sandtex (BSX) or Stardust Silver (STS)
- 7 Optional Coordinating Wood Grain Laminate Available on Table top - no upcharge. Finishes with an asterisk have a coordinating laminate available.

3 Wood Finish Options:**Maple**




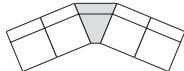


ALM	Ale Medium	FLX	Flax
AUB	Auburn	HRV	Harvest*
BRL	Barley	LGC	Legacy
BBM	Bourbon Medium	MCH	Mocha*
BRM	Brighton Medium	NTD	Night Owl*
BUT	Butterscotch	PRL	Praline*
CIN	Cinnamon	SAF	Saffron
CLA	Classic	SIE	Sienna*
CLL	Collectors*	TOF	Toffee
EAR	Earthy	TRF	Truffle*
ESP	Espresso	VEN	Venetian

*finishes with coordinating laminate top option

Specifications

- Wood species - Maple veneer.
- Table tops are 3/4" thick.
- Upholstered bases have 4 1/2" high density polyurethane foam.
- Plywood construction with spiral grooved solid wood dowels, glue and screws.
- Tables ship KD; some assembly required.
- Standard with nylon glides.

- 4 Visit www.jsifurniture.com/finishes-and-materials/textiles for our textiles program. See selection of standard and graded in manufacturers and patterns.

Description	1 Model	Specifications	List Price Per Grade																		
<div>Armless Lounge</div> <div>  Front</div>	<div>EN9210</div> <div><ul style="list-style-type: none">• optional tilt-out power available; specify right or left (as seated in unit); see page EN19 for more details• optional easy mobility package - add \$157 list• optional rotating tablet arm - see page EN16; specify right (EN9230T-R) or left (EN9230T-L)</div>	<table><tr><th>Dimensions</th><th>D</th><th>W</th><th>H</th></tr><tr><td>Overall</td><td>29</td><td>23 ½</td><td>32</td></tr><tr><td>Seat</td><td>20 ½</td><td>23 ½</td><td>18</td></tr></table> <table><tr><th>Upholstery</th><th>Shipping</th></tr><tr><td>COM Ydg</td><td>3 Ctn Wt 50</td></tr><tr><td>COL Sq Ft</td><td>60 Cu Ft 14</td></tr></table>	Dimensions	D	W	H	Overall	29	23 ½	32	Seat	20 ½	23 ½	18	Upholstery	Shipping	COM Ydg	3 Ctn Wt 50	COL Sq Ft	60 Cu Ft 14	<div>COM \$1,449</div> <div>A \$1,489</div> <div>B \$1,562</div> <div>COL/C \$1,695</div> <div>D \$1,860</div> <div>E \$2,029</div> <div>F \$2,208</div> <div>G \$2,459</div> <div>H \$2,727</div> <div>I \$3,149</div> <div>J \$3,652</div> <div>L1 \$2,644</div> <div>L2 \$2,948</div>
Dimensions	D	W	H																		
Overall	29	23 ½	32																		
Seat	20 ½	23 ½	18																		
Upholstery	Shipping																				
COM Ydg	3 Ctn Wt 50																				
COL Sq Ft	60 Cu Ft 14																				
<div>45° Armless Lounge</div> <div>  Front</div>	<div>EN9211</div> <div><ul style="list-style-type: none">• 45° inside angle seat• two units joined - 90° unit• casters not recommended• tilt-out power not available</div>	<table><tr><th>Dimensions</th><th>D</th><th>W</th><th>H</th></tr><tr><td>Overall</td><td>29</td><td>26 ½</td><td>32</td></tr><tr><td>Seat</td><td>20 ½</td><td>23 ½</td><td>18</td></tr></table> <table><tr><th>Upholstery</th><th>Shipping</th></tr><tr><td>COM Ydg</td><td>3 ¼ Ctn Wt 44</td></tr><tr><td>COL Sq Ft</td><td>65 Cu Ft 14</td></tr></table>	Dimensions	D	W	H	Overall	29	26 ½	32	Seat	20 ½	23 ½	18	Upholstery	Shipping	COM Ydg	3 ¼ Ctn Wt 44	COL Sq Ft	65 Cu Ft 14	<div>COM \$1,383</div> <div>A \$1,426</div> <div>B \$1,504</div> <div>COL/C \$1,648</div> <div>D \$1,829</div> <div>E \$2,013</div> <div>F \$2,207</div> <div>G \$2,480</div> <div>H \$2,769</div> <div>I \$3,225</div> <div>J \$3,773</div> <div>L1 \$2,679</div> <div>L2 \$3,004</div>
Dimensions	D	W	H																		
Overall	29	26 ½	32																		
Seat	20 ½	23 ½	18																		
Upholstery	Shipping																				
COM Ydg	3 ¼ Ctn Wt 44																				
COL Sq Ft	65 Cu Ft 14																				
<div>45° Armless Lounge</div> <div>  Front</div>	<div>EN9212</div> <div><ul style="list-style-type: none">• 45° outside angle seat• two units joined - 90° unit• casters not recommended• tilt-out power not available</div>	<table><tr><th>Dimensions</th><th>D</th><th>W</th><th>H</th></tr><tr><td>Overall</td><td>29</td><td>26 ½</td><td>32</td></tr><tr><td>Seat</td><td>20 ½</td><td>23 ½</td><td>18</td></tr></table> <table><tr><th>Upholstery</th><th>Shipping</th></tr><tr><td>COM Ydg</td><td>3 ¼ Ctn Wt 44</td></tr><tr><td>COL Sq Ft</td><td>65 Cu Ft 14</td></tr></table>	Dimensions	D	W	H	Overall	29	26 ½	32	Seat	20 ½	23 ½	18	Upholstery	Shipping	COM Ydg	3 ¼ Ctn Wt 44	COL Sq Ft	65 Cu Ft 14	<div>COM \$1,383</div> <div>A \$1,426</div> <div>B \$1,504</div> <div>COL/C \$1,648</div> <div>D \$1,829</div> <div>E \$2,013</div> <div>F \$2,207</div> <div>G \$2,480</div> <div>H \$2,769</div> <div>I \$3,225</div> <div>J \$3,773</div> <div>L1 \$2,679</div> <div>L2 \$3,004</div>
Dimensions	D	W	H																		
Overall	29	26 ½	32																		
Seat	20 ½	23 ½	18																		
Upholstery	Shipping																				
COM Ydg	3 ¼ Ctn Wt 44																				
COL Sq Ft	65 Cu Ft 14																				

To Order, Specify:

- Model Number
- Wood Species - Maple (M)
- Wood Finish
- Fabric Selection - vendor, pattern and color
- Leg Style and Color
- Metal Color - Black Sandtex (BSX) or Stardust Silver (STS)
- Optional Easy Mobility Package - add \$157 list per chair; available on any single seat, non-wedge lounge

3 Wood Finish Options:**Maple**

ALM	Ale Medium	FLX	Flax
AUB	Auburn	HRV	Harvest*
BRL	Barley	LGC	Legacy
BBM	Bourbon Medium	MCH	Mocha*
BRM	Brighton Medium	NTO	Night Owl*
BUT	Butterscotch	PRL	Praline*
CIN	Cinnamon	SAF	Saffron
CLA	Classic	SIE	Sienna*
CLL	Collectors*	TOF	Toffee
EAR	Earthy	TRF	Truffle*
ESP	Espresso	VEN	Venetian

*finishes with coordinating laminate top option

Specifications

- Wood species - Maple.
- Seat has 8 ½" high density polyurethane foam.
- Back has 7 ½" high density polyurethane foam.
- Plywood construction with spiral grooved solid wood dowels, glue and screws.
- Linking bracket included.
- Some assembly required.
- Standard with nylon glides.

- Visit www.jsifurniture.com/finishes-and-materials/textiles for our textiles program. See selection of standard and graded in manufacturers and patterns.

Description	1 Model	Specifications	List Price Per Grade																				
45° Bench	EN9711 · 45° angle single seat · two units joined - 90° unit · casters and tilt out power not available	<table> <tr> <th>Dimensions</th><th>D</th><th>W</th><th>H</th></tr> <tr> <td>Overall</td><td>25 1/2</td><td>27</td><td>17</td></tr> <tr> <th>Upholstery</th><th colspan="3">Shipping</th></tr> <tr> <td>COM Ydg</td><td>2</td><td>Ctn Wt</td><td>41</td></tr> <tr> <td>COL Sq Ft</td><td>40</td><td>Cu Ft</td><td>8</td></tr> </table>	Dimensions	D	W	H	Overall	25 1/2	27	17	Upholstery	Shipping			COM Ydg	2	Ctn Wt	41	COL Sq Ft	40	Cu Ft	8	COM \$947 A \$974 B \$1,022 COL/C \$1,108 D \$1,223 E \$1,334 F \$1,452 G \$1,620 H \$1,800 I \$2,080 J \$2,417 L1 \$1,743 L2 \$1,944
Dimensions	D	W	H																				
Overall	25 1/2	27	17																				
Upholstery	Shipping																						
COM Ydg	2	Ctn Wt	41																				
COL Sq Ft	40	Cu Ft	8																				

22.5° Bench	EN9713 · 22.5° angle single seat · casters and tilt out power not available	<table> <tr> <th>Dimensions</th><th>D</th><th>W</th><th>H</th></tr> <tr> <td>Overall</td><td>25 1/2</td><td>26 1/2</td><td>17</td></tr> <tr> <th>Upholstery</th><th colspan="3">Shipping</th></tr> <tr> <td>COM Ydg</td><td>2</td><td>Ctn Wt</td><td>41</td></tr> <tr> <td>COL Sq Ft</td><td>40</td><td>Cu Ft</td><td>8</td></tr> </table>	Dimensions	D	W	H	Overall	25 1/2	26 1/2	17	Upholstery	Shipping			COM Ydg	2	Ctn Wt	41	COL Sq Ft	40	Cu Ft	8	COM \$1,058 A \$1,084 B \$1,133 COL/C \$1,220 D \$1,334 E \$1,445 F \$1,564 G \$1,732 H \$1,910 I \$2,192 J \$2,527 L1 \$1,854 L2 \$2,056
Dimensions	D	W	H																				
Overall	25 1/2	26 1/2	17																				
Upholstery	Shipping																						
COM Ydg	2	Ctn Wt	41																				
COL Sq Ft	40	Cu Ft	8																				

To Order, Specify:

- 1 Model Number
- 2 Wood Species - Maple (M)
- 3 Wood Finish
- 4 Fabric Selection - vendor, pattern and color
- 5 Leg Style and Color
- 6 Metal Color - Black Sandtex (BSX) or Stardust Silver (STS)

3 Wood Finish Options:



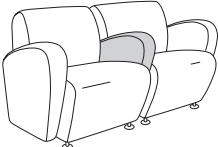
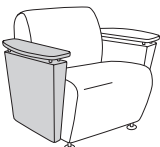

Maple			
ALM	Ale Medium	FLX	Flax
AUB	Auburn	HRV	Harvest*
BRL	Barley	LGC	Legacy
BBM	Bourbon Medium	MCH	Mocha*
BRM	Brighton Medium	NTO	Night Owl
BUT	Butterscotch	PRL	Praline*
CIN	Cinnamon	SAF	Saffron
CLA	Classic	SIE	Sienna*
CLL	Collectors*	TOF	Toffee
EAR	Earthy	TRF	Truffle*
ESP	Espresso	VEN	Venetian

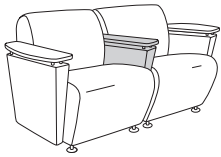
*finishes with coordinating laminate top option

Specifications

- Wood species - Maple.
- Seat has 8 1/2" high density polyurethane foam.
- Back has 7 1/2" high density polyurethane foam.
- Plywood construction with spiral grooved solid wood dowels, glue and screws.
- Linking bracket included.
- Some assembly required.
- Standard with nylon glides.

- 4 Visit www.jsifurniture.com/finishes-and-materials/textiles for our textiles program. See selection of standard and graded in manufacturers and patterns.

Description	① Model	Specifications	List Price Per Grade																				
Modular End Arm (arm only)	EN9220U-R EN9220U-L <ul style="list-style-type: none"> · fully upholstered · for use on right or left end (as seated in unit) · optional tablet available on right or left arm (as seated in unit); specify when ordering and add \$429 list 	<table> <tr> <th>Dimensions</th><th>D</th><th>W</th><th>H</th></tr> <tr> <td>Overall</td><td>23</td><td>6</td><td>25 ½</td></tr> <tr> <th>Upholstery</th><th colspan="3">Shipping</th></tr> <tr> <td>COM Ydg</td><td>1 ⅝</td><td>Ctn Wt</td><td>15</td></tr> <tr> <td>COL Sq Ft</td><td>33</td><td>Cu Ft</td><td>3</td></tr> </table>	Dimensions	D	W	H	Overall	23	6	25 ½	Upholstery	Shipping			COM Ydg	1 ⅝	Ctn Wt	15	COL Sq Ft	33	Cu Ft	3	COM \$582 A \$602 B \$643 COL/C \$712 D \$803 E \$894 F \$991 G \$1,130 H \$1,273 I \$1,500 J \$1,775 L1 \$1,228 L2 \$1,392
Dimensions	D	W	H																				
Overall	23	6	25 ½																				
Upholstery	Shipping																						
COM Ydg	1 ⅝	Ctn Wt	15																				
COL Sq Ft	33	Cu Ft	3																				
 EN9220U-R right  EN9220U-L left																							
Modular Center Arm (arm only)	EN9221U-C <ul style="list-style-type: none"> · fully upholstered 	<table> <tr> <th>Dimensions</th><th>D</th><th>W</th><th>H</th></tr> <tr> <td>Overall</td><td>23</td><td>6</td><td>25 ½</td></tr> <tr> <th>Upholstery</th><th colspan="3">Shipping</th></tr> <tr> <td>COM Ydg</td><td>1 ⅝</td><td>Ctn Wt</td><td>15</td></tr> <tr> <td>COL Sq Ft</td><td>33</td><td>Cu Ft</td><td>3</td></tr> </table>	Dimensions	D	W	H	Overall	23	6	25 ½	Upholstery	Shipping			COM Ydg	1 ⅝	Ctn Wt	15	COL Sq Ft	33	Cu Ft	3	COM \$582 A \$602 B \$643 COL/C \$712 D \$803 E \$894 F \$991 G \$1,130 H \$1,273 I \$1,500 J \$1,775 L1 \$1,228 L2 \$1,392
Dimensions	D	W	H																				
Overall	23	6	25 ½																				
Upholstery	Shipping																						
COM Ydg	1 ⅝	Ctn Wt	15																				
COL Sq Ft	33	Cu Ft	3																				
																							
Modular End Arm (arm only)	EN9220UW-R EN9220UW-L <ul style="list-style-type: none"> · upholstered/wood arm · for use on right or left end (as seated in unit) · specify metal spacer color - Black Sandtex or Stardust Silver 	<table> <tr> <th>Dimensions</th><th>D</th><th>W</th><th>H</th></tr> <tr> <td>Overall</td><td>23</td><td>7</td><td>24 ½</td></tr> <tr> <th>Upholstery</th><th colspan="3">Shipping</th></tr> <tr> <td>COM Ydg</td><td>1 ½</td><td>Ctn Wt</td><td>15</td></tr> <tr> <td>COL Sq Ft</td><td>30</td><td>Cu Ft</td><td>3</td></tr> </table>	Dimensions	D	W	H	Overall	23	7	24 ½	Upholstery	Shipping			COM Ydg	1 ½	Ctn Wt	15	COL Sq Ft	30	Cu Ft	3	COM \$672 A \$692 B \$732 COL/C \$795 D \$880 E \$963 F \$1,051 G \$1,178 H \$1,312 I \$1,523 J \$1,775 L1 \$1,270 L2 \$1,422
Dimensions	D	W	H																				
Overall	23	7	24 ½																				
Upholstery	Shipping																						
COM Ydg	1 ½	Ctn Wt	15																				
COL Sq Ft	30	Cu Ft	3																				
 EN9220UW-R right  EN9220UW-L left																							

Description	1 Model	Specifications				List Price Per Grade	
Modular Center Arm (arm only) 	EN9221UW-C · upholstered/wood · specify metal spacer color - Black Sandtex or Stardust Silver	Dimensions	D	W	H	COM	\$672
		Overall	23	6	24 ½	A	\$692
		Upholstery	Shipping			B	\$732
		COM Ydg	1 ½	Ctn Wt	15	COL/C	\$795
		COL Sq Ft	30	Cu Ft	3	D	\$880
						E	\$963
						F	\$1,051
						G	\$1,178
						H	\$1,312
						I	\$1,523
						J	\$1,775
						L1	\$1,270
						L2	\$1,422

To Order, Specify:

- 1 Model Number
- 2 Wood Species - Maple (M)
- 3 Wood Finish
- 4 Fabric Selection - vendor, pattern and color
- 5 Leg Style and Color
- 6 Metal Color - Black Sandtex (BSX) or Stardust Silver (STS)
- 7 Optional Coordinating Wood Grain Laminate Available on Wood Cap Arms or Tablet - no upcharge. Finishes with an asterisk have a coordinating laminate available.

3 Wood Finish Options:**Maple**

ALM	Ale Medium	FLX	Flax
AUB	Auburn	HRV	Harvest*
BRL	Barley	LGC	Legacy
BBM	Bourbon Medium	MCH	Mocha*
BRM	Brighton Medium	NTO	Night Owl*
BUT	Butterscotch	PRL	Praline*
CIN	Cinnamon	SAF	Saffron
CLA	Classic	SIE	Sienna*
CLL	Collectors*	TOF	Toffee
EAR	Earthy	TRF	Truffle*
ESP	Espresso	VEN	Venetian

*finishes with coordinating laminate top option

Specifications

- Wood species - Maple.
- Upholstered arms have 4 ½" high density polyurethane foam.
- Wood caps and tablet are ¾" thick
- Plywood construction with spiral grooved solid wood dowels, glue and screws.
- Some assembly required.
- Linking bracket included.

- 4 Visit www.jsifurniture.com/finishes-and-materials/textiles for our textiles program. See selection of standard and graded in manufacturers and patterns.

Description	D	W	H	CTN WT	CU FT	① Model	List Price
Modular End Arm (arm only)	23	7	24 ½	7	2	EN9220W	\$334



- wood cap metal arm
- for use on right or left end of unit while sitting
- specify metal arm color - Black Sandtex or Stardust Silver

Tablet Arm (arm only)	13	13	24 ½	5	2	EN9230T-R	\$348
	13	13	24 ½	5	2	EN9230T-L	\$348



EN9230T-R
right



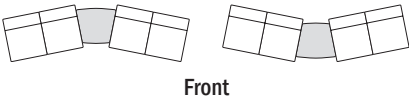
EN9230T-L
left

- attaches to right end of lounge or bench unit while sitting
- tablet features flat edge and 360° swivel
- specify metal arm color - Black Sandtex or Stardust Silver

22.5° Linking Table	23 ¼	16-26	17	15	3	EN22	\$904
---------------------	------	-------	----	----	---	------	-------



- 22.5° inside/outside
- attaches between lounge or bench units
- specify metal color - Black Sandtex or Stardust Silver

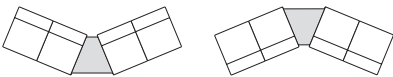


Front

45° Linking Table	22	6-25	17	15	3	EN45	\$893
-------------------	----	------	----	----	---	------	-------



- 45° inside/outside
- attaches between lounge or bench units
- specify metal color - Black Sandtex or Stardust Silver



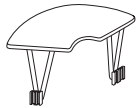
Front

Description	D	W	H	CTN WT	CU FT	① Model	List Price
Square Linking Table	23½	25	17	20	2	EN90	\$926

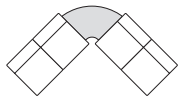


- used for straight run configurations
- attaches between lounge or bench units
- specify metal color - Black Sandtex or Stardust Silver

90° Corner Linking Table	25	46½	13½	25	4	EN90CT	\$1,161
--------------------------	----	-----	-----	----	---	--------	---------



- 90° inside/outside
- attaches between lounge or bench units
- specify metal color - Black Sandtex or Stardust Silver



Front

To Order, Specify:

- ① Model Number
- ② Wood Species - Maple (M)
- ③ Wood Finish
- ④ Leg Style and Color
- ⑤ Metal Color - Black Sandtex (BSX) or Stardust Silver (STS)
- ⑥ Optional Coordinating Wood Grain Laminate Available on wood cap arms or tablet - no upcharge. Finishes with an asterisk have a coordinating laminate available


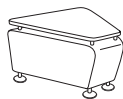

③ Wood Finish Options:

Maple			
ALM	Ale Medium	FLX	Flax
AUB	Auburn	HRV	Harvest*
BRL	Barley	LGC	Legacy
BBM	Bourbon Medium	MCH	Mocha*
BRM	Brighton Medium	NTO	Night Owl*
BUT	Butterscotch	PRL	Praline*
CIN	Cinnamon	SAF	Saffron
CLA	Classic	SIE	Sienna*
CLL	Collectors*	TOF	Toffee
EAR	Earthy	TRF	Truffle*
ESP	Espresso	VEN	Venetian

*finishes with coordinating laminate top option

Specifications

- Wood species - Maple.
- Wood caps and tablet are ¾" thick.
- Plywood construction with spiral grooved solid wood dowels, glue and screws.
- Some assembly required.
- Linking bracket included.
- Standard with nylon glides.

Description	1 Model	Specifications				List Price Per Grade	
22.5° Linking Table 	EN22B · 22.5° upholstered linking table · attaches to lounge or bench units · metal spacers will match leg color · overall width range is 16½ - 26½	Dimensions	D	W	H	COM	\$1,161
		Overall	27	26½	16	A	\$1,181
		Upholstery	Shipping			B	\$1,223
		COM Ydg	1 ⅝	Ctn Wt	46	COL/C	\$1,291
		COL Sq Ft	33	Cu Ft	8	D	\$1,382
						E	\$1,474
						F	\$1,571
						G	\$1,708
						H	\$1,853
						I	\$2,081
45° Linking Table 	EN45B · 45° upholstered linking table · attaches to lounge or bench units · metal spacers will match leg color · overall width range is 10½ - 26½	Dimensions	D	W	H	COM	\$1,128
		Overall	25 ½	26½	16	A	\$1,147
		Upholstery	Shipping			B	\$1,188
		COM Ydg	1 ⅝	Ctn Wt	46	COL/C	\$1,261
		COL Sq Ft	33	Cu Ft	8	D	\$1,350
						E	\$1,443
						F	\$1,538
						G	\$1,675
						H	\$1,821
						I	\$2,048
Square Linking Table 	EN90B · used for straight run configurations · upholstered square linking table · attaches to lounge or bench units · metal spacers will match leg color	Dimensions	D	W	H	COM	\$1,215
		Overall	25 ½	23½	16	A	\$1,234
		Upholstery	Shipping			B	\$1,277
		COM Ydg	1 ⅝	Ctn Wt	46	COL/C	\$1,346
		COL Sq Ft	33	Cu Ft	8	D	\$1,438
						E	\$1,529
						F	\$1,624
						G	\$1,763
						H	\$1,906
						I	\$2,136

Description	D	W	H	CTN WT	CU FT	① Model	List Price
Mini Power Tilt Out	4 ¼	5 ½		6	1	EC11	\$500



- fluid one touch tilt up access
- two power receptacles - 120 volt; 15 amp
- 72" power cord with molded plug
- drop in field installation required
- located in side panel of Encore Lounge or Bench units without arms (indicate right or left side panel as seated in the unit)
- UL listed component
- available in Silver finish

Mini Power and USB Tilt Up	4 ¼	5 ½		6	1	EC12	\$622
----------------------------	-----	-----	--	---	---	------	-------



- fluid one touch tilt up access
- one power receptacle - 120 volt; 15 amp dual powered USB
- 72" power cord with molded plug
- drop in field installation required
- located in side panel of Encore Lounge or Bench units without arms (indicate right or left side panel as seated in the unit)
- UL listed component
- available in Silver finish

To Order, Specify:

- ① Model Number
- ② Wood Species - Maple (M)
- ③ Wood Finish
- ④ Fabric Selection - vendor, pattern and color
- ⑤ Leg Style and Color
- ⑥ Metal Color - Black Sandtex (BSX) or Stardust Silver (STS)
- ⑦ Optional Coordinating Wood Grain Laminate Available on Top Surface - no upcharge. Finishes with an asterisk have a coordinating laminate available

③ Wood Finish Options:

Maple			
ALM	Ale Medium	FLX	Flax
AUB	Auburn	HRV	Harvest*
BRL	Barley	LGC	Legacy
BBM	Bourbon Medium	MCH	Mocha*
BRM	Brighton Medium	NTO	Night Owl*
BUT	Butterscotch	PRL	Praline*
CIN	Cinnamon	SAF	Saffron
CLA	Classic	SIE	Sienna*
CLL	Collectors*	TOF	Toffee
EAR	Earthy	TRF	Truffle*
ESP	Espresso	VEN	Venetian

*finishes with coordinating laminate top option

Specifications

- Wood species - Maple.
- Upholstered arms have 4 ½" high density polyurethane foam.
- Table tops are ¾" thick.
- Plywood construction with spiral grooved solid wood dowels, glue and screws.
- Some assembly required.
- Linking bracket included.
- Standard with nylon glides.

- ④ Visit www.jsifurniture.com/finishes-and-materials/textiles for our textiles program. See selection of standard and graded in manufacturers and patterns.

Esque Lounge Order Check List:



Specify:

☐ 1. Model Number

☐ 2. Wood Species - Maple (M)

☐ 3. Wood Finish/Color

☐ 4. Fabric Selection - vendor, pattern and color

Example:

ES1331 (model #)	M (wood species)	AUB (finish)	MOMENTUM (fabric vendor)	VOX (pattern name)	MYSTIC (pattern color)
---------------------	---------------------	-----------------	-----------------------------	-----------------------	---------------------------

1. Model Number

2. Wood Species - Maple (M)

3. Wood Finish/Color Options:

ALM	Ale Medium	FLX	Flax
AUB	Auburn	HRV	Harvest
BRL	Barley	LGC	Legacy
BBM	Bourbon Medium	MCH	Mocha
BRM	Brighton Medium	NTO	Night Owl
BUT	Butterscotch	PRL	Praline
CIN	Cinnamon	SAF	Saffron
CLA	Classic	SIE	Sienna
CLL	Collectors	TOF	Toffee
EAR	Earthy	TRF	Truffle
ESP	Espresso	VEN	Venetian
Color - Add \$43 list per item			
BKD	Backdrop	GRV	Greek Villa
BFX	Black Fox	GLF	Gulf Stream
BWH	Bright White	HTB	Heartthrob
CGP	Cargo Pants	NET	Network Gray
CHT	Chatroom	NWH	Nonchalant White
DSY	Daisy	PAR	Paradise
DRG	Daring	QXP	Quixotic Plum
DYN	Dynamo	RBZ	Relic Bronze
ENG	Enigma	SND	Sandbank
FRR	French Roast	STM	Storm
GBY	Georgian Bay	TRC	Tricorn Black

4. Fabric Selection - Please supply the following:
Fabric vendor/Pattern name/Pattern color

[For a complete list of JSI Standard and Graded-In Textiles click here](#)

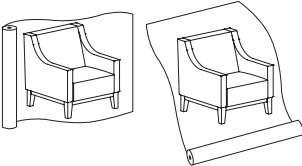
When specifying contrasting upholstery, indicate clearly which upholstery is to be applied to the seat, back and arms. Use higher grade pricing.

- Indicate direction of fabric - Railroaded or Up the Roll
- Please provide illustration, if available


- All COM orders must include the following:**
- Vendor's name, pattern name and color
 - Sample of the fabric attached to order
 - Model numbers of items for fabric application
 - Special application instructions (e.g., all stripes will be applied front to back unless specified otherwise)
 - Customer and purchase order number

Ship prepaid COM material to:
JSI
Attn: COM Department
201 East Martin Street
Receiving B, Dock 71
Orleans, IN 47452

Application of fabric:
Railroaded Up the Roll



All COM orders will ship at standard lead time from receipt of COM except for orders requiring special custom matched finishes.

Description	① Model	Specifications				List Price Per Grade
	ES1331	Dimensions	D	W	H	COM \$3,372
		Overall	32	31 ¼	34 ¼	A \$3,448
		Seat	21 ½	24	17 ½	B \$3,596
		Arm			24	COL/C \$3,854
		Upholstery		Shipping		D \$4,260
		COM Ydg	5	Ctn Wt	89	E \$4,523
		COL Sq Ft	115	Cu Ft	23	F \$5,041
						G \$5,595
						H \$6,191
						I \$7,119
				J \$8,229		
				L1 \$6,003		
				L2 \$6,747		

To Order, Specify:

- ① Model Number
- ② Wood Species - Maple (M)
- ③ Wood Finish/Color
- ④ Fabric Selection - vendor, pattern and color

③ Wood Finish/Color Options:**Maple**

ALM	Ale Medium	FLX	Flax
AUB	Auburn	HRV	Harvest
BRL	Barley	LGC	Legacy
BBM	Bourbon Medium	MCH	Mocha
BRM	Brighton Medium	NTO	Night Owl
BUT	Butterscotch	PRL	Praline
CIN	Cinnamon	SAF	Saffron
CLA	Classic	SIE	Sienna
CLL	Collectors	TOF	Toffee
EAR	Earthy	TRF	Truffle
ESP	Espresso	VEN	Venetian

Color - Add \$43 list per item

BKD	Backdrop	GRV	Greek Villa
BFX	Black Fox	GLF	Gulf Stream
BWH	Bright White	HTB	Hearthrob
CGP	Cargo Pants	NET	Network Gray
CHT	Chatroom	NWH	Nonchalant White
DSY	Daisy	PAR	Paradise
DRG	Daring	QXP	Quixotic Plum
DYN	Dynamo	RBZ	Relic Bronze
ENG	Enigma	SND	Sandbank
FRR	French Roast	STM	Storm
GBY	Georgian Bay	TRC	Tricorn Black

- ④ Visit www.jsifurniture.com/finishes-and-materials/textiles for our textiles program. See selection of standard and graded in manufacturers and patterns.

Specifications

- Base wood species - Maple.
- Frame interior is upholstery grade plywood with glued solid hardwood cross members reinforced with corner blocks.
- Seat has sinuous steel springs with high resiliency seat polyurethane foam with Dacron® wrap.
- Back has sinuous steel springs and polyurethane foam with dacron wrap.

Finn Lounge Order Check List:



- Specify:
- ☐ 1. Model Number
 - ☐ 2. Wood Species - Cherry (C), Maple (M), White Oak (WO) or Walnut (W)
 - ☐ 3. Wood Finish
 - ☐ 4. Fabric Selection - vendor, pattern and color
 - ☐ 5. Table Tops - Glass (G) or Wood (W)
 - ☐ 6. Optional Rubber Cushion Nylon Glides - no upcharge

Example:



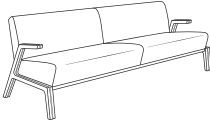
FI2311	C	CLC	MOMENTUM	VOX	MYSTIC
(model #)	(wood species)	(finish)	(fabric vendor)	(pattern name)	(pattern color)

1. Model Number
-
2. Wood Species - Cherry (C), Maple (M), White Oak (WO), or Walnut (W)
-
3. Wood Finish Options:
- CLC Clear on Cherry
 - CLM Clear on Maple
 - CLK Clear on White Oak
 - CLW Clear on Walnut

4. Fabric Selection - Please supply the following:
Fabric vendor/Pattern name/Pattern color
- [For a complete list of JSI Standard and Graded-In Textiles click here](#)
- When specifying contrasting upholstery, indicate clearly which upholstery is to be applied to the seat and back. Use higher grade pricing.
- Indicate direction of fabric - Railroaded or Up the Roll
 - Please provide illustration, if available
- All COM orders must include the following:**
- Vendor's name, pattern name and color
 - Sample of the fabric attached to order
 - Model numbers of items for fabric application
 - Special application instructions (e.g., all stripes will be applied front to back unless specified otherwise)
 - Customer and purchase order number
- Ship prepaid COM material to:
JSI
Attn: COM Department
201 East Martin Street
Receiving B, Dock 71
Orleans, IN 47452

Application of fabric:
Railroaded Up the Roll

All COM orders will ship at standard lead time from receipt of COM except for orders requiring special custom matched finishes.

Description	① Model	Specifications				List Price Per Grade	
Single Seat 	FI2311 • cantilever arm	Dimensions	D	W	H	COM	\$2,964
		Overall	30 ½	28	30 ¾	A	\$2,993
		Seat	20 ½	24	16 ¾	B	\$3,050
		Arm			22	COL/C	\$3,148
		Upholstery		Shipping		D	\$3,277
		COM Ydg	2 ½	Ctn Wt	36	E	\$3,407
		COL Sq Ft	58	Cu Ft	25	F	\$3,543
						G	\$3,736
						H	\$3,940
						I	\$4,262
Two Seat 	FI2312 • cantilever arm	Dimensions	D	W	H	COM	\$3,826
		Overall	30 ½	51 ¾	30 ¾	A	\$3,874
		Seat	20 ½	47 ¾	16 ¾	B	\$3,965
		Arm			22	COL/C	\$4,126
		Upholstery		Shipping		D	\$4,330
		COM Ydg	4	Ctn Wt	56	E	\$4,536
		COL Sq Ft	92	Cu Ft	39	F	\$4,753
						G	\$5,060
						H	\$5,388
						I	\$5,904
Three Seat 	FI2313 • cantilever arm	Dimensions	D	W	H	COM	\$4,544
		Overall	30 ½	75 ½	30 ¾	A	\$4,620
		Seat	20 ½	71 ½	16 ¾	B	\$4,766
		Arm			22	COL/C	\$5,025
		Upholstery		Shipping		D	\$5,360
		COM Ydg	6 ½	Ctn Wt	64	E	\$5,696
		COL Sq Ft	150	Cu Ft	75	F	\$6,047
						G	\$6,550
						H	\$7,084
						I	\$7,918

To Order, Specify:

- ① Model Number
- ② Wood Species - Cherry (C), Maple (M), White Oak (WO) or Walnut (W)
- ③ Wood Finish
- ④ Fabric Selection - vendor, pattern and color
- ⑤ Optional Rubber Cushion Nylon Glides - no upcharge




③ Wood Finish Options:


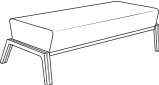
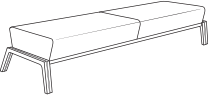
- CLC Clear on Cherry
- CLM Clear on Maple
- CLK Clear on White Oak
- CLW Clear on Walnut

- ④ Visit www.jsifurniture.com/finishes-and-materials/textiles for our textiles program. See selection of standard and graded in manufacturers and patterns.

Specifications

- Wood species - Cherry, Maple, White Oak or Walnut in clear finish.
- Seat has 3" high density polyurethane foam and synthetic sheet webbing with cross strap reinforcement.
- Back has 1 ½" high density polyurethane foam.
- Mortise and tenon construction with corner blocks, glue and screws.
- Internal aluminum core throughout the legs and arms.
- Features fixed cushions.
- Standard with rubber cushion metal glides.

Description	① Model	Specifications				List Price Per Grade	
<div>Single Seat</div> 	FI2321	Dimensions	D	W	H	COM	\$2,118
		Overall	30 ½	28	30 ¾	A	\$2,147
		Seat	20 ½	24	16 ¾	B	\$2,206
		Arm				COL/C	\$2,306
		Upholstery		Shipping		D	\$2,432
		COM Ydg	2 ½	Ctn Wt	29	E	\$2,562
		COL Sq Ft	58	Cu Ft	25	F	\$2,696
						G	\$2,890
						H	\$3,096
						I	\$3,417
				J	\$3,802		
				L1	\$3,187		
				L2	\$3,455		
<div>Two Seat</div> 	FI2322	Dimensions	D	W	H	COM	\$2,979
		Overall	30 ½	51 ¾	30 ¾	A	\$3,025
		Seat	20 ½	47 ¾	16 ¾	B	\$3,119
		Arm				COL/C	\$3,277
		Upholstery		Shipping		D	\$3,483
		COM Ydg	4	Ctn Wt	49	E	\$3,691
		COL Sq Ft	92	Cu Ft	39	F	\$3,907
						G	\$4,216
						H	\$4,544
						I	\$5,057
				J	\$5,676		
				L1	\$4,687		
				L2	\$5,119		
<div>Three Seat</div> 	FI2323	Dimensions	D	W	H	COM	\$3,692
		Overall	30 ½	75 ½	30 ¾	A	\$3,768
		Seat	20 ½	71 ½	16 ¾	B	\$3,915
		Arm				COL/C	\$4,174
		Upholstery		Shipping		D	\$4,508
		COM Ydg	6 ½	Ctn Wt	68	E	\$4,843
		COL Sq Ft	150	Cu Ft	64	F	\$5,195
						G	\$5,698
						H	\$6,233
						I	\$7,067
				J	\$8,071		
				L1	\$6,465		
				L2	\$7,166		

Description	① Model	Specifications				List Price Per Grade	
Single Seat Bench 	FI2331	Dimensions	D	W	H	COM	\$1,870
		Overall	22 ¼	28	16 ¾	A	\$1,887
		Seat	20 ½	24	16 ¾	B	\$1,921
		Arm				COL/C	\$1,982
		Upholstery		Shipping		D	\$2,058
		COM Ydg	1 ½	Ctn Wt	22	E	\$2,137
		COL Sq Ft	35	Cu Ft	13	F	\$2,219
						G	\$2,333
						H	\$2,456
						I	\$2,649
Two Seat Bench 	FI2332	Dimensions	D	W	H	COM	\$2,622
		Overall	22 ¼	51 ¾	16 ¾	A	\$2,651
		Seat	20 ½	47 ¾	16 ¾	B	\$2,710
		Arm				COL/C	\$2,811
		Upholstery		Shipping		D	\$2,938
		COM Ydg	2 ½	Ctn Wt	40	E	\$3,066
		COL Sq Ft	58	Cu Ft	20	F	\$3,202
						G	\$3,396
						H	\$3,602
						I	\$3,923
Three Seat Bench 	FI2333	Dimensions	D	W	H	COM	\$3,272
		Overall	22 ¼	75 ½	16 ¾	A	\$3,330
		Seat	20 ½	71 ½	16 ¾	B	\$3,444
		Arm				COL/C	\$3,644
		Upholstery		Shipping		D	\$3,901
		COM Ydg	5	Ctn Wt	57	E	\$4,157
		COL Sq Ft	115	Cu Ft	32	F	\$4,428
						G	\$4,815
						H	\$5,226
						I	\$5,868

To Order, Specify:

- ① Model Number
- ② Wood Species - Cherry (C), Maple (M), White Oak (WO) or Walnut (W)
- ③ Wood Finish
- ④ Fabric Selection - vendor, pattern and color
- ⑤ Optional Rubber Cushion Nylon Glides - no upcharge

③ Wood Finish Options:

- CLC Clear on Cherry
- CLM Clear on Maple
- CLK Clear on White Oak
- CLW Clear on Walnut

- ④ Visit www.jsifurniture.com/finishes-and-materials/textiles for our textiles program. See selection of standard and graded in manufacturers and patterns.

Specifications

- Wood species - Cherry, Maple, White Oak or Walnut in clear finish.
- Seat has 3" high density polyurethane foam and synthetic sheet webbing with cross strap reinforcement.
- Back has 1 ½" high density polyurethane foam.
- Mortise and tenon construction with corner blocks, glue and screws.
- Internal aluminum core throughout the legs and arms.
- Features fixed cushions.
- Standard with rubber cushion metal glides.

Description	D	W	H	CTN WT	CU FT	① Model	List Price
End Table	24	24	16	40	7	FI2424G	\$2,245



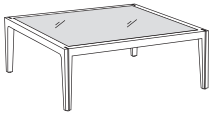
- glass top
- glossy low iron white back painted glass

End Table	28	20	16	39	7	FI2028G	\$2,258
-----------	----	----	----	----	---	---------	---------



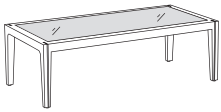
- glass top
- glossy low iron white back painted glass

Coffee Table	42	42	16	111	20	FI4242G	\$3,834
--------------	----	----	----	-----	----	---------	---------



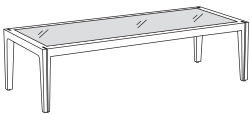
- glass top
- glossy low iron white back painted glass

Coffee Table	24	50	16	77	14	FI2450G	\$3,048
--------------	----	----	----	----	----	---------	---------



- glass top
- glossy low iron white back painted glass

Coffee Table	24	60	16	91	17	FI2460G	\$3,939
--------------	----	----	----	----	----	---------	---------



- glass top
- glossy low iron white back painted glass

Description	D	W	H	CTN WT	CU FT	① Model	List Price
End Table	24	24	16	24	7	FI2424W	\$2,097



- wood top
- parquet veneer face

End Table	28	20	16	24	7	FI2028W	\$2,123
-----------	----	----	----	----	---	---------	---------



- wood top
- parquet veneer face

Coffee Table	42	42	16	62	20	FI4242W	\$2,989
--------------	----	----	----	----	----	---------	---------



- wood top
- parquet veneer face

Coffee Table	24	50	16	45	14	FI2450W	\$2,615
--------------	----	----	----	----	----	---------	---------



- wood top
- parquet veneer face

Coffee Table	24	60	16	52	17	FI2460W	\$3,320
--------------	----	----	----	----	----	---------	---------



- wood top
- parquet veneer face

To Order, Specify:

- ① Model Number
- ② Wood Species - Cherry (C), Maple (M), White Oak (O) or Walnut (W)
- ③ Wood Finish
- ④ Optional Rubber Cushion Nylon Glides - no upcharge

③ Wood Finish Options:

- | | |
|-----|--------------------|
| CLC | Clear on Cherry |
| CLM | Clear on Maple |
| CLK | Clear on White Oak |
| CLW | Clear on Walnut |

Specifications

- Wood species - Cherry, Maple, White Oak or Walnut in clear finish.
- Internal aluminum core throughout the legs.
- Standard with nylon glides.

Finn Nu Lounge Order Check List:



Specify:

☐ 1. Model Number

☐ 2. Wood Species - Maple (M)

☐ 3. Wood Finish

☐ 4. Fabric Selection - vendor, pattern and color

☐ 5. Table Tops - Glass (G) or Wood (W)

☐ 6. Optional Rubber Cushion Nylon Glides (Seating Only) - no upcharge

Example:

FI2351	M	AUB	MOMENTUM	VOX	MYSTIC
(model #)	(wood species)	(finish)	(fabric vendor)	(pattern name)	(pattern color)

1. Model Number

2. Wood Species - Maple (M)

3. Wood Finish Options:

ALM	Ale Medium	FLX	Flax
AUB	Auburn	HRV	Harvest
BRL	Barley	LGC	Legacy
BBM	Bourbon Medium	MCH	Mocha
BRM	Brighton Medium	NTO	Night Owl
BUT	Butterscotch	PRL	Praline
CIN	Cinnamon	SAF	Saffron
CLA	Classic	SIE	Sienna
CLL	Collectors	TOF	Toffee
EAR	Earthy	TRF	Truffle
ESP	Espresso	VEN	Venetian

4. Fabric Selection - Please supply the following:
Fabric vendor/Pattern name/Pattern color

[For a complete list of JSI Standard and Graded-In Textiles click here](#)

When specifying contrasting upholstery, indicate clearly which upholstery is to be applied to the seat and back. Use higher grade pricing.


- Indicate direction of fabric - Railroaded or Up the Roll
- Please provide illustration, if available

All COM orders must include the following:


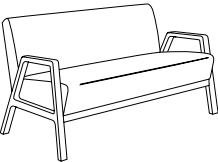
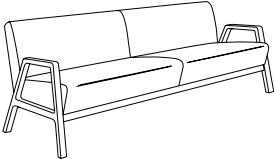
- Vendor's name, pattern name and color
- Sample of the fabric attached to order
- Model numbers of items for fabric application
- Special application instructions (e.g., all stripes will be applied front to back unless specified otherwise)
- Customer and purchase order number

Ship prepaid COM material to:
JSI
Attn: COM Department
201 East Martin Street
Receiving B, Dock 71
Orleans, IN 47452

Application of fabric:
Railroaded Up the Roll



All COM orders will ship at standard lead time from receipt of COM except for orders requiring special custom matched finishes.

Description	① Model	Specifications				List Price Per Grade	
Single Seat 	FI2351 • arm	Dimensions	D	W	H	COM	\$1,661
		Overall	30 ½	27 ½	30 ¾	A	\$1,691
		Seat	20 ½	24	16 ¾	B	\$1,754
		Arm			22	COL/C	\$1,860
		Upholstery		Shipping		D	\$1,996
		COM Ydg	2 ½	Ctn Wt	36	E	\$2,129
		COL Sq Ft	58	Cu Ft	25	F	\$2,272
						G	\$2,478
						H	\$2,694
						I	\$3,033
Two Seat 	FI2352 • arm	Dimensions	D	W	H	COM	\$2,287
		Overall	30 ½	51 ¼	30 ¾	A	\$2,337
		Seat	20 ½	47 ¾	16 ¾	B	\$2,434
		Arm			22	COL/C	\$2,602
		Upholstery		Shipping		D	\$2,819
		COM Ydg	4	Ctn Wt	56	E	\$3,036
		COL Sq Ft	92	Cu Ft	39	F	\$3,263
						G	\$3,591
						H	\$3,937
						I	\$4,480
Three Seat 	FI2353 • arm	Dimensions	D	W	H	COM	\$2,916
		Overall	30 ½	75	30 ¾	A	\$2,997
		Seat	20 ½	71 ½	16 ¾	B	\$3,154
		Arm			22	COL/C	\$3,429
		Upholstery		Shipping		D	\$3,781
		COM Ydg	6 ½	Ctn Wt	64	E	\$4,134
		COL Sq Ft	150	Cu Ft	75	F	\$4,507
						G	\$5,034
						H	\$5,598
						I	\$6,481

To Order, Specify:

- ① Model Number
- ② Wood Species - Maple (M)
- ③ Wood Finish
- ④ Fabric Selection - vendor, pattern and color
- ⑤ Optional Rubber Cushion Nylon Glides (seating only) - no upcharge



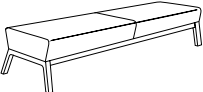
③ Wood Finish/Color Options:

Maple			
ALM	Ale Medium	FLX	Flax
AUB	Auburn	HRV	Harvest
BRL	Barley	LGC	Legacy
BBM	Bourbon Medium	MCH	Mocha
BRM	Brighton Medium	NTO	Night Owl
BUT	Butterscotch	PRL	Praline
CIN	Cinnamon	SAF	Saffron
CLA	Classic	SIE	Sienna
CLL	Collectors	TOF	Toffee
EAR	Earthy	TRF	Truffle
ESP	Espresso	VEN	Venetian

Specifications

- Wood species - Maple.
- Seat has 3" high density polyurethane foam and synthetic sheet webbing with cross strap reinforcement.
- Mortise and tenon construction with corner blocks, glue and screws
- Features fixed cushions.
- Standard with rubber cushion metal glides..

- ④ Visit www.jsifurniture.com/finishes-and-materials/textiles for our textiles program. See selection of standard and graded in manufacturers and patterns.

Description	① Model	Specifications				List Price Per Grade	
Single Seat Bench 	FI2371	Dimensions	D	W	H	COM	\$1,238
		Overall	22 ¼	24	16 ¾	A	\$1,255
		Seat	20 ½	24	16 ¾	B	\$1,292
		Upholstery	Shipping			COL/C	\$1,355
		COM Ydg	1 ½	Ctn Wt	22	D	\$1,437
		COL Sq Ft	35	Cu Ft	13	E	\$1,517
						F	\$1,604
						G	\$1,727
						H	\$1,858
						I	\$2,060
Two Seat Bench 	FI2372	Dimensions	D	W	H	COM	\$1,645
		Overall	22 ¼	47 ¾	16 ¾	A	\$1,676
		Seat	20 ½	47 ¾	16 ¾	B	\$1,737
		Upholstery	Shipping			COL/C	\$1,840
		COM Ydg	2 ½	Ctn Wt	40	D	\$1,976
		COL Sq Ft	58	Cu Ft	20	E	\$2,112
						F	\$2,256
						G	\$2,459
						H	\$2,677
						I	\$3,016
Three Seat Bench 	FI2373	Dimensions	D	W	H	COM	\$2,173
		Overall	22 ¼	71 ½	16 ¾	A	\$2,235
		Seat	20 ½	71 ½	16 ¾	B	\$2,355
		Upholstery	Shipping			COL/C	\$2,566
		COM Ydg	5	Ctn Wt	57	D	\$2,838
		COL Sq Ft	115	Cu Ft	32	E	\$3,109
						F	\$3,394
						G	\$3,804
						H	\$4,234
						I	\$4,914
						J	\$5,726
						L1	\$4,425
						L2	\$4,995

Description	D	W	H	CTN WT	CU FT	① Model	List Price
End Table	24	24	16	40	8	FI2424PG	\$1,691



- glass top
- glossy low iron white back painted glass

End Table	28	20	16	39	7	FI2028PG	\$1,689
-----------	----	----	----	----	---	----------	---------



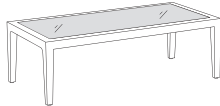
- glass top
- glossy low iron white back painted glass

Coffee Table	42	42	16	111	21	FI4242PG	\$3,112
--------------	----	----	----	-----	----	----------	---------



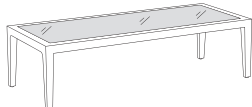
- glass top
- glossy low iron white back painted glass

Coffee Table	24	50	16	77	15	FI2450PG	\$2,417
--------------	----	----	----	----	----	----------	---------



- glass top
- glossy low iron white back painted glass

Coffee Table	24	60	16	91	17	FI2460PG	\$2,652
--------------	----	----	----	----	----	----------	---------



- glass top
- glossy low iron white back painted glass

Description	D	W	H	CTN WT	CU FT	① Model	List Price
End Table	24	24	16	24	8	FI2424PW	\$1,470



- wood top
- bookmatch maple veneer

End Table	28	20	16	24	7	FI2028PW	\$1,485
-----------	----	----	----	----	---	----------	---------



- wood top
- bookmatch maple veneer

Coffee Table	42	42	16	62	21	FI4242PW	\$1,949
--------------	----	----	----	----	----	----------	---------



- wood top
- bookmatch maple veneer

Coffee Table	24	50	16	45	15	FI2450PW	\$1,751
--------------	----	----	----	----	----	----------	---------



- wood top
- bookmatch maple veneer

Coffee Table	24	60	16	52	17	FI2460PW	\$1,794
--------------	----	----	----	----	----	----------	---------



- wood top
- bookmatch maple veneer

To Order, Specify:

- ① Model Number
- ② Wood Species - Maple (M)
- ③ Wood Finish

③ Wood Finish/Color Options:

Maple	
ALM	Ale Medium
AUB	Auburn
BRL	Barley
BBM	Bourbon Medium
BRM	Brighton Medium
BUT	Butterscotch
CIN	Cinnamon
CLA	Classic
CLL	Collectors
EAR	Earthy
ESP	Espresso
FLX	Flax
HRV	Harvest
LGC	Legacy
MCH	Mocha
NTO	Night Owl
PRL	Praline
SAF	Saffron
SIE	Sienna
TOF	Toffee
TRF	Truffle
VEN	Venetian

Specifications

- Wood species - Maple.
- Standard with nylon glides.

Garvey R5 Order Check List:



Specify:

☐ 1. Model Number

☐ 2. Fabric Selection - vendor, pattern and color

☐ 3. Arm Selection:

A. Polished Aluminum Arms (PAA) - no upcharge

B. Polished Aluminum Arms with Arm Cap (PAC) - add \$81 list or \$197 list depending on base model

C. Adjustable T Arms (ATA) - no upcharge

D. Polyurethane C Arms (CPU) - add \$81 list

☐ 4. Control Selection:

A. Swivel Tilt (SWT) - no upcharge

B. Synchro (SNC) - add \$154 list

C. Synchro with Seat Slide (SCC) - add \$195 list

☐ 5. 5 Star Base Selection:

A. Black Nylon (BL) - no upcharge

B. Polished Aluminum (PA) - add \$113 list

☐ 6. Caster Selection:

A. Black (BLK) - no upcharge

B. Premium Polished Trim Gray Dual Wheel Soft Urethane (PPG) - add \$357 list

Example:

GV2105 (model #)	MOMENTUM (fabric vendor)	CANTER EPU (pattern name)	FOLKSTONE GREY (pattern color)	PAA (arm)	SWT (control)	BL (base)	BLK (caster)
---------------------	-----------------------------	------------------------------	-----------------------------------	--------------	------------------	--------------	-----------------

1. Model Number

2. Fabric Selection - Please supply the following:

Fabric vendor/Pattern name/Pattern color

[For a complete list of JSI Standard and Graded-In Textiles click here](#)

When specifying contrasting upholstery, indicate clearly which upholstery is to be applied to the seat, back and arms. Use higher grade pricing.

• Indicate direction of fabric - Railroaded or Up the Roll

• Please provide illustration, if available

All COM orders must include the following:

• Vendor's name, pattern name and color

• Sample of the fabric attached to order

• Model numbers of items for fabric application

• Special application instructions (e.g., all stripes will be applied front to back unless specified otherwise)

• Customer and purchase order number

Ship prepaid COM material to:

JSI

Attn: COM Department

201 East Martin Street

Receiving B, Dock 71

Orleans, IN 47452

Application of fabric:

Railroaded

Up the Roll

All COM orders will ship at standard lead time from receipt of COM except for orders requiring special custom matched finishes.

3. Arm Selection:

A. Polished Aluminum Arms (PAA) - no upcharge

B. Polished Aluminum Arms with Arm Cap (PAC) - add \$81 list or \$197 list depending on base model

C. Adjustable T Arms (ATA) - no upcharge

D. Polyurethane C Arms (CPU) - add \$81 list

4. Control Selection:

A. Swivel Tilt (SWT) - no upcharge

B. Synchro (SNC) - add \$154 list

C. Synchro with Seat Slide (SSC) - add \$195 list

5. 5 Star Base Selection:

A. Black Nylon (BL) - no upcharge


B. Polished Aluminum (PA) - add \$113 list


6. Caster Selection:

A. Black (BLK) - no upcharge

B. Premium Polished Trim Gray Dual Wheel Soft Urethane (PPG) - add \$357 list

GV2 GARVEY R5

Description	1 Model	Specifications				List Price Per Grade	
Garvey Back Style - Executive High Back 	GV2105 <ul style="list-style-type: none"> unique curved back detail molds around the loop arm specify arm: polished aluminum arms or polished aluminum arms with arm cap specify control: swivel tilt or synchro tilt control specify 5 star base: black nylon or polished aluminum base specify caster: black or premium polished trim grey dual wheel soft urethane caster 	Dimensions	D	W	H	COM	\$1,439
		Overall	26	25	42-45 ½	A	\$1,463
		Seat	20	20 ½	18-21 ½	B	\$1,512
		Arm			25-30	C	\$1,594
		Upholstery		Shipping		D	\$1,701
		Ydg	2 ¼	Ctn Wt	60	E	\$1,809
		Sq Ft	41 ½	Cu Ft	20	F	\$1,975
						G	\$2,153
						H	\$2,343
						I	\$2,638
						J	\$2,995
						L1	\$2,283
						L2	\$2,521

Garvey Back Style - Management Mid Back 	GV2100 <ul style="list-style-type: none"> unique curved back detail molds around the loop arm specify arm: polished aluminum arms or polished aluminum arms with arm cap specify control: swivel tilt or synchro tilt control specify 5 star base: black nylon or polished aluminum base specify caster: black or premium polished trim grey dual wheel soft urethane caster 	Dimensions	D	W	H	COM	\$1,402
		Overall	26	25	38-41 ½	A	\$1,423
		Seat	20	20 ½	18-21 ½	B	\$1,464
		Arm			25-30	C	\$1,539
		Upholstery		Shipping		D	\$1,634
		Ydg	2	Ctn Wt	55	E	\$1,730
		Sq Ft	41 ¼	Cu Ft	18	F	\$1,876
						G	\$2,035
						H	\$2,203
						I	\$2,467
						J	\$2,784
						L1	\$2,151
						L2	\$2,361


To Order, Specify:


- 1 Model Number
- 2 Fabric Selection - vendor, pattern and color
- 3 Arms - Polished Aluminum Arms (PAA) - no upcharge;
Polished Aluminum Arms with Arm Cap (PAC) add \$81 list
- 4 Control - Swivel Tilt (SWT) no upcharge;
Synchro (SNC) add \$154 list
- 5 Base - Black Nylon (BL) - no upcharge;
Polished Aluminum (PA) - add \$113 list
- 6 Caster - Black (BLK) - no upcharge;
Premium Polished Trim Gray Dual Wheel Soft Urethane (PPG) - add \$357 list


- 2 Visit www.jsifurniture.com/finishes-and-materials/textiles for our textiles program. See selection of standard and graded in manufacturers and patterns.


When ordering Quickship products, place a "Q" in front of model number.
Example: QGV2105

NOW!
Need it.
JSI Quickship

Description	① Model	Specifications				List Price Per Grade	
R5 Back Style - Executive Fixed High Back 	GV1722 <ul style="list-style-type: none">· specify arm: adjustable T arms or polyurethane arms or polished aluminum arms with arm cap· specify control: swivel tilt or synchro tilt or synchro w/seat slider control· specify 5 star base: black nylon or polished aluminum base· specify caster: black or premium polished trim grey dual wheel soft urethane caster	Dimensions	D	W	H	COM	\$1,309
		Overall	25	30	43-48 ½	A	\$1,338
		Seat	18 ½	21 ½	21 ½	B	\$1,389
		Arm			23 ½-29	C	\$1,481
		Upholstery		Shipping		D	\$1,601
		Ydg	2 ⅔	Ctn Wt	52	E	\$1,720
		Sq Ft	55	Cu Ft	16	F	\$1,904
						G	\$2,103
						H	\$2,312
						I	\$2,642
						J	\$3,037
						L1	\$2,246
						L2	\$2,511

Garvey R5 Back Style - Management Fixed Mid Back 	GV1721 <ul style="list-style-type: none">· specify arm: adjustable T arms or polyurethane arms or polished aluminum arms with arm cap· specify control: swivel tilt or synchro tilt or synchro w/seat slider control· specify 5 star base: black nylon or polished aluminum base· specify caster: black or premium polished trim grey dual wheel soft urethane caster	Dimensions	D	W	H	COM	\$1,281
		Overall	25	30	38-41 ½	A	\$1,305
		Seat	18 ½	21 ½	21 ½	B	\$1,353
		Arm			23 ½-29	C	\$1,436
		Upholstery		Shipping		D	\$1,543
		Ydg	2 ⅓	Ctn Wt	49	E	\$1,650
		Sq Ft	50	Cu Ft	12	F	\$1,815
						G	\$1,994
						H	\$2,184
						I	\$2,480
						J	\$2,837
						L1	\$2,124
						L2	\$2,361

Description	1 Model	Specifications	List Price Per Grade																												
R5 Back Style - Executive Adjustable High Back 	GV1724 <ul style="list-style-type: none"> back has five height ratchet positions for 2 1/2" vertical adjustment. specify arm: adjustable T arms or polyurethane arms or polished aluminum arms with arm cap specify control: swivel tilt or synchro tilt or synchro w/seat slider control specify 5 star base: black nylon or polished aluminum base specify caster: black or premium polished trim grey dual wheel soft urethane caster 	<table> <tr> <th>Dimensions</th><th>D</th><th>W</th><th>H</th></tr> <tr> <td>Overall</td><td>25</td><td>30</td><td>43-48 1/2</td></tr> <tr> <td>Seat</td><td>18 1/2</td><td>21 1/2</td><td>21 1/2</td></tr> <tr> <td>Arm</td><td></td><td></td><td>23 1/2-29</td></tr> <tr> <th colspan="2">Upholstery</th><th colspan="2">Shipping</th></tr> <tr> <td>Ydg</td><td>2 2/3</td><td>Ctn Wt</td><td>52</td></tr> <tr> <td>Sq Ft</td><td>55</td><td>Cu Ft</td><td>16</td></tr> </table>	Dimensions	D	W	H	Overall	25	30	43-48 1/2	Seat	18 1/2	21 1/2	21 1/2	Arm			23 1/2-29	Upholstery		Shipping		Ydg	2 2/3	Ctn Wt	52	Sq Ft	55	Cu Ft	16	COM \$1,350 A \$1,378 B \$1,430 C \$1,522 D \$1,642 E \$1,761 F \$1,944 G \$2,143 H \$2,353 I \$2,683 J \$3,078 L1 \$2,287 L2 \$2,552
Dimensions	D	W	H																												
Overall	25	30	43-48 1/2																												
Seat	18 1/2	21 1/2	21 1/2																												
Arm			23 1/2-29																												
Upholstery		Shipping																													
Ydg	2 2/3	Ctn Wt	52																												
Sq Ft	55	Cu Ft	16																												

R5 Back Style - Management Adjustable Mid Back 	GV1723 <ul style="list-style-type: none"> back has five height ratchet positions for 2 1/2" vertical adjustment. specify arm: adjustable T arms or polyurethane arms or polished aluminum arms with arm cap specify control: swivel tilt or synchro tilt or synchro w/seat slider control specify 5 star base: black nylon or polished aluminum base specify caster: black or premium polished trim grey dual wheel soft urethane caster 	<table> <tr> <th>Dimensions</th><th>D</th><th>W</th><th>H</th></tr> <tr> <td>Overall</td><td>25</td><td>30</td><td>38-41 1/2</td></tr> <tr> <td>Seat</td><td>18 1/2</td><td>21 1/2</td><td>21 1/2</td></tr> <tr> <td>Arm</td><td></td><td></td><td>23 1/2-29</td></tr> <tr> <th colspan="2">Upholstery</th><th colspan="2">Shipping</th></tr> <tr> <td>Ydg</td><td>2 1/3</td><td>Ctn Wt</td><td>49</td></tr> <tr> <td>Sq Ft</td><td>50</td><td>Cu Ft</td><td>12</td></tr> </table>	Dimensions	D	W	H	Overall	25	30	38-41 1/2	Seat	18 1/2	21 1/2	21 1/2	Arm			23 1/2-29	Upholstery		Shipping		Ydg	2 1/3	Ctn Wt	49	Sq Ft	50	Cu Ft	12	COM \$1,337 A \$1,361 B \$1,408 C \$1,492 D \$1,599 E \$1,705 F \$1,871 G \$2,049 H \$2,239 I \$2,535 J \$2,893 L1 \$2,179 L2 \$2,417
Dimensions	D	W	H																												
Overall	25	30	38-41 1/2																												
Seat	18 1/2	21 1/2	21 1/2																												
Arm			23 1/2-29																												
Upholstery		Shipping																													
Ydg	2 1/3	Ctn Wt	49																												
Sq Ft	50	Cu Ft	12																												

To Order, Specify:

- 1 Model Number
- 2 Fabric Selection - vendor, pattern and color
- 3 Arms - Adjustable T Arms (ATA), no upcharge;
Polyurethane C Arms (CPU), add \$81 list
Polished Aluminum Arms with Arm Cap (PAC), or \$197 list
- 4 Control - Swivel Tilt (SWT), no upcharge;
Synchro (SNC), add \$154 list
Synchro Seat Slide (SSC), add \$195 list
- 5 Base - Black Nylon (BL), - no upcharge;
Polished Aluminum (PA), - add \$113 list
- 6 Caster - Black (BLK), - no upcharge;
Premium Polished Trim Gray Dual Wheel Soft Urethane (PPG), - add \$357 list

- 2 Visit www.jsifurniture.com/finishes-and-materials/textiles for our textiles program. See selection of standard and graded in manufacturers and patterns.

When ordering Quickship products, place a "Q" in front of model number.
Example: QGV2105

NOW!
Need it.
JSI Quickship

Gatsby Order Check List:



Specify:

- ☐ 1. Model Number
- ☐ 2. Wood Species - Maple (M)
- ☐ 3. Wood Finish
- ☐ 4. Fabric Selection - vendor, pattern and color
- ☐ 5. Optional Black Anti-Microbial Polyurethane Arm Caps
 - A. Single Seat - add \$119 list
 - B. Two Seat Tandem - add \$177 list
 - C. Three Seat Tandem - add \$235 list
 - D. Four Seat Tandem - add \$293 list
- ☐ 6. Optional Rubber Cushion Nylon Glides - no upcharge

Example:

GT4901E	M	AUB	MOMENTUM	VOX	MYSTIC
(model #)	(wood species)	(finish)	(fabric vendor)	(pattern name)	(pattern color)

1. Model Number

When specifying contrasting upholstery, indicate clearly which upholstery is to be applied to the seat and back. Use higher grade pricing.

- Indicate direction of fabric - Railroaded or Up the Roll
- Please provide illustration, if available

2. Wood Species - Maple (M)

3. Wood Finish Options:


CAG Aged Ash Coordinate	CFO Fossil Coordinate
CAL Ale Light Coordinate	CGR Graphite Coordinate
ALM Ale Medium	HRV Harvest
AUB Auburn	CHL High Line Coordinate
BRL Barley	CKC Khaki Coordinate
CBE Blonde Echo Coordinate	LGC Legacy
CBO Bourbon Light Coordinate	MCH Mocha
BBM Bourbon Medium	NTO Night Owl
CBZ Brazilwood Coordinate	COA Oatmeal Cookie Coordinate
CBG Brighton Light Coordinate	CPI Pinnacle Walnut Coordinate
BRM Brighton Medium	PRL Praline
BUT Butterscotch	SAF Saffron
CIN Cinnamon	SIE Sienna
CLA Classic	CST Studio Teak Coordinate
CCF Coffee Coordinate	TOF Toffee
CLL Collectors	TRF Truffle
CCR Cremello Coordinate	VEN Venetian
EAR Earthy	CVI Vintage Coordinate
ESP Espresso	CWH Walnut Heights Coordinate
FLX Flax	CWE Weathered Ash Coordinate
CFL Florence Walnut Coordinate	

All COM orders must include the following:

- Vendor's name, pattern name and color
- Sample of the fabric attached to order
- Model numbers of items for fabric application
- Special application instructions (e.g., all stripes will be applied front to back unless specified otherwise)
- Customer and purchase order number

Ship prepaid COM material to:
JSI
Attn: COM Department
201 East Martin Street
Receiving B, Dock 71
Orleans, IN 47452

Application of fabric:
Railroaded Up the Roll



All COM orders will ship at standard lead time from receipt of COM except for orders requiring special custom matched finishes.

4. Fabric Selection - Please supply the following:
Fabric vendor/Pattern name/Pattern color

[For a complete list of JSI Standard and Graded-In Textiles click here](#)




5. Optional Black Anti-Microbial Polyurethane Arm Caps

- A. Single Seat - add \$119 list
- B. Two Seat Tandem - add \$177 list
- C. Three Seat Tandem - add \$235 list
- D. Four Seat Tandem - add \$293 list



6. Optional Rubber Cushion Nylon Glides - no upcharge

7. Product Options - Special Finish: \$372 list upcharge

Description	1 Model	Specifications				List Price Per Grade	
Guest Chair 	GT4903D <ul style="list-style-type: none"> upholstered seat fully upholstered back armless solid hardwood back frame with synthetic sheet webbing and ¾" high density polyurethane foam pre-drilled to accept linking kit, see page GT15 for kit 	Dimensions	D	W	H	COM	\$969
		Overall	24 ½	22 ⅞	35 ¾	A	\$985
		Seat	18 ½	20	19	B	\$1,016
		Upholstery		Shipping		COL/C	\$1,070
		COM Ydg	1 ½	Ctn Wt	30	D	\$1,141
		COL Sq Ft	27	Cu Ft	17	E	\$1,211
						F	\$1,320
						G	\$1,435
						H	\$1,561
						I	\$1,754
Guest Chair 	GT4903E <ul style="list-style-type: none"> upholstered seat ¾ upholstered back armless solid hardwood back frame with synthetic sheet webbing and ¾" high density polyurethane foam pre-drilled to accept linking kit, see page GT15 for kit 	Dimensions	D	W	H	COM	\$960
		Overall	24 ½	22 ⅞	35 ¾	A	\$977
		Seat	18 ½	20	19	B	\$1,007
		Upholstery		Shipping		COL/C	\$1,062
		COM Ydg	1 ½	Ctn Wt	29	D	\$1,132
		COL Sq Ft	27	Cu Ft	17	E	\$1,202
						F	\$1,311
						G	\$1,427
						H	\$1,553
						I	\$1,747
Guest Chair 	GT4903F <ul style="list-style-type: none"> upholstered seat veneer plywood back panel armless pre-drilled to accept linking kit, see page GT15 for kit 	Dimensions	D	W	H	COM	\$873
		Overall	24 ½	22 ⅞	35 ¾	A	\$883
		Seat	18 ½	20	19	B	\$901
		Upholstery		Shipping		COL/C	\$932
		COM Ydg	⅞	Ctn Wt	26	D	\$974
		COL Sq Ft	16	Cu Ft	17	E	\$1,015
						F	\$1,078
						G	\$1,146
						H	\$1,218
						I	\$1,331

To Order, Specify:

- 1 Model Number
- 2 Wood Species - Maple (M)
- 3 Wood Finish
- 4 Fabric Selection - vendor, pattern and color
- 5 Optional Rubber Cushion Nylon Glides - no upcharge

3 Wood Base Finish Options:**Maple**

CAG	Aged Ash Coordinate
CAL	Ale Light Coordinate
ALM	Ale Medium
AUB	Auburn
BRL	Barley
CBE	Blonde Echo Coordinate
CBO	Bourbon Light Coordinate
BBM	Bourbon Medium
CBZ	Brazilwood Coordinate
CBG	Brighton Light Coordinate
BRM	Brighton Medium
BUT	Butterscotch
CIN	Cinnamon
CLA	Classic
CCF	Coffee Coordinate
CLL	Collectors
CCR	Cremello Coordinate
EAR	Earthy
ESP	Espresso
FLX	Flax
CFL	Florence Walnut Coordinate

CFO	Fossil Coordinate
CGR	Graphite Coordinate
HRV	Harvest
CHL	High Line Coordinate
CKC	Khaki Coordinate
LGC	Legacy
MCH	Mocha
NTD	Night Owl
COA	Oatmeal Cookie Coordinate
CPI	Pinnacle Walnut Coordinate
PRL	Praline
SAF	Saffron
SIE	Sienna
CST	Studio Teak Coordinate
TOF	Toffee
TRF	Truffle
VEN	Venetian
CVI	Vintage Coordinate
CWH	Walnut Heights Coordinate
CWE	Weathered Ash Coordinate





- 4 Visit www.jsifurniture.com/finishes-and-materials/textiles for our textiles program. See selection of standard and graded in manufacturers and patterns.

Specifications

- Wood species - Maple.
- Mortise and tenon construction with corner blocks, glue and screws.
- Seat has ½" plywood with synthetic sheet webbing and 2 ½" high density polyurethane foam.
- Wall saver feature.
- Standard with rubber cushion metal glides.

When ordering Quickship products, place a "Q" in front of model number.
Example: QGT4901D

NOW!
Need it.
JSI Quickship

Description	1 Model	Specifications	List Price Per Grade																								
Guest Chair <div>NOW!</div> 	GT4903G <ul style="list-style-type: none">· upholstered seat· upholstered plywood back panel with ½" high density polyurethane foam· armless· pre-drilled to accept linking kit, see page GT15 for kit	<table><tr><th>Dimensions</th><th>D</th><th>W</th><th>H</th></tr><tr><td>Overall</td><td>24 ½</td><td>22 ⅞</td><td>35 ⅜</td></tr><tr><td>Seat</td><td>18 ½</td><td>20</td><td>19</td></tr><tr><th colspan="2">Upholstery</th><th colspan="2">Shipping</th></tr><tr><td>COM Ydg</td><td>7⅞</td><td>Ctn Wt</td><td>27</td></tr><tr><td>COL Sq Ft</td><td>16</td><td>Cu Ft</td><td>17</td></tr></table>	Dimensions	D	W	H	Overall	24 ½	22 ⅞	35 ⅜	Seat	18 ½	20	19	Upholstery		Shipping		COM Ydg	7⅞	Ctn Wt	27	COL Sq Ft	16	Cu Ft	17	<div>COM \$892</div> <div>A \$901</div> <div>B \$920</div> <div>COL/C \$951</div> <div>D \$993</div> <div>E \$1,034</div> <div>F \$1,096</div> <div>G \$1,165</div> <div>H \$1,237</div> <div>I \$1,350</div> <div>J \$1,487</div> <div>L1 \$1,178</div> <div>L2 \$1,259</div>
		Dimensions	D	W	H																						
Overall	24 ½	22 ⅞	35 ⅜																								
Seat	18 ½	20	19																								
Upholstery		Shipping																									
COM Ydg	7⅞	Ctn Wt	27																								
COL Sq Ft	16	Cu Ft	17																								
Guest Chair <div>NOW!</div> 	GT4903I <ul style="list-style-type: none">· upholstered seat· vertical slat back· steam bent slats· armless· pre-drilled to accept linking kit, see page GT15 for kit	<table><tr><th>Dimensions</th><th>D</th><th>W</th><th>H</th></tr><tr><td>Overall</td><td>24 ½</td><td>22 ⅞</td><td>35 ⅜</td></tr><tr><td>Seat</td><td>18 ½</td><td>20</td><td>19</td></tr><tr><th colspan="2">Upholstery</th><th colspan="2">Shipping</th></tr><tr><td>COM Ydg</td><td>7⅞</td><td>Ctn Wt</td><td>26</td></tr><tr><td>COL Sq Ft</td><td>16</td><td>Cu Ft</td><td>17</td></tr></table>	Dimensions	D	W	H	Overall	24 ½	22 ⅞	35 ⅜	Seat	18 ½	20	19	Upholstery		Shipping		COM Ydg	7⅞	Ctn Wt	26	COL Sq Ft	16	Cu Ft	17	<div>COM \$972</div> <div>A \$980</div> <div>B \$1,000</div> <div>COL/C \$1,030</div> <div>D \$1,071</div> <div>E \$1,113</div> <div>F \$1,175</div> <div>G \$1,244</div> <div>H \$1,316</div> <div>I \$1,430</div> <div>J \$1,565</div> <div>L1 \$1,257</div> <div>L2 \$1,339</div>
		Dimensions	D	W	H																						
Overall	24 ½	22 ⅞	35 ⅜																								
Seat	18 ½	20	19																								
Upholstery		Shipping																									
COM Ydg	7⅞	Ctn Wt	26																								
COL Sq Ft	16	Cu Ft	17																								
Guest Chair <div>NOW!</div>   upholstered vertical slat back	GT4903J <ul style="list-style-type: none">· upholstered seat· upholstered vertical slat back· steam bent slats with ¾" high density polyurethane foam· armless· pre-drilled to accept linking kit, see page GT15 for kit	<table><tr><th>Dimensions</th><th>D</th><th>W</th><th>H</th></tr><tr><td>Overall</td><td>24 ½</td><td>22 ⅞</td><td>35 ⅜</td></tr><tr><td>Seat</td><td>18 ½</td><td>20</td><td>19</td></tr><tr><th colspan="2">Upholstery</th><th colspan="2">Shipping</th></tr><tr><td>COM Ydg</td><td>1 ½</td><td>Ctn Wt</td><td>29</td></tr><tr><td>COL Sq Ft</td><td>27</td><td>Cu Ft</td><td>17</td></tr></table>	Dimensions	D	W	H	Overall	24 ½	22 ⅞	35 ⅜	Seat	18 ½	20	19	Upholstery		Shipping		COM Ydg	1 ½	Ctn Wt	29	COL Sq Ft	27	Cu Ft	17	<div>COM \$1,026</div> <div>A \$1,043</div> <div>B \$1,073</div> <div>COL/C \$1,128</div> <div>D \$1,198</div> <div>E \$1,269</div> <div>F \$1,378</div> <div>G \$1,493</div> <div>H \$1,619</div> <div>I \$1,813</div> <div>J \$2,047</div> <div>L1 \$1,517</div> <div>L2 \$1,658</div>
		Dimensions	D	W	H																						
Overall	24 ½	22 ⅞	35 ⅜																								
Seat	18 ½	20	19																								
Upholstery		Shipping																									
COM Ydg	1 ½	Ctn Wt	29																								
COL Sq Ft	27	Cu Ft	17																								

Description	1 Model	Specifications				List Price Per Grade	
Guest Chair 	GT4901D <ul style="list-style-type: none"> upholstered seat fully upholstered back solid hardwood back frame with synthetic sheet webbing and ¾" high density polyurethane foam pre-drilled to accept linking kit, see page GT15 for kit 	Dimensions	D	W	H	COM	\$969
		Overall	24 ½	22 ⅞	35 ¾	A	\$985
		Seat	18 ¼	20	19	B	\$1,016
		Arm			25 ⅞	COL/C	\$1,070
		Upholstery		Shipping		D	\$1,141
		COM Ydg	1 ½	Ctn Wt	30	E	\$1,211
		COL Sq Ft	27	Cu Ft	17	F	\$1,320
						G	\$1,435
						H	\$1,561
						I	\$1,754
Guest Chair 	GT4901E <ul style="list-style-type: none"> upholstered seat ¾ upholstered back solid hardwood back frame with synthetic sheet webbing and ¾" high density polyurethane foam pre-drilled to accept linking kit, see page GT15 for kit 	Dimensions	D	W	H	COM	\$960
		Overall	24 ½	22 ⅞	35 ¾	A	\$977
		Seat	18 ¼	20	19	B	\$1,007
		Arm			25 ⅞	COL/C	\$1,062
		Upholstery		Shipping		D	\$1,132
		COM Ydg	1 ½	Ctn Wt	29	E	\$1,202
		COL Sq Ft	27	Cu Ft	17	F	\$1,311
						G	\$1,427
						H	\$1,553
						I	\$1,747
Guest Chair 	GT4901F <ul style="list-style-type: none"> upholstered seat veneer plywood back panel pre-drilled to accept linking kit, see page GT15 for kit 	Dimensions	D	W	H	COM	\$873
		Overall	24 ½	22 ⅞	35 ¾	A	\$883
		Seat	19	20	19	B	\$901
		Arm			25 ⅞	COL/C	\$932
		Upholstery		Shipping		D	\$974
		COM Ydg	⅞	Ctn Wt	26	E	\$1,015
		COL Sq Ft	16	Cu Ft	17	F	\$1,078
						G	\$1,146
						H	\$1,218
						I	\$1,331

To Order, Specify:

- Model Number
- Wood Species - Maple (M)
- Wood Finish
- Fabric Selection - vendor, pattern and color
- Optional Black Anti-Microbial Polyurethane Arm Caps - add \$119 list
- Optional Rubber Cushion Nylon Glides - no upcharge

When ordering Quickship products, place a "Q" in front of model number.
Example: QGT4901D

NOW!
Need it.
JSI Quickship

3 Wood Base Finish Options:**Maple**





CAG Aged Ash Coordinate
 CAL Ale Light Coordinate
 ALM Ale Medium
 AUB Auburn
 BRL Barley
 CBE Blonde Echo Coordinate
 CBO Bourbon Light Coordinate
 BBM Bourbon Medium
 CBZ Brazilwood Coordinate
 CBG Brighton Light Coordinate
 BRM Brighton Medium
 BUT Butterscotch
 CIN Cinnamon
 CLA Classic
 CCF Coffee Coordinate
 CLL Collectors
 CCR Cremello Coordinate
 EAR Earthy
 ESP Espresso
 FLX Flax
 CFL Florence Walnut Coordinate




CFO Fossil Coordinate
 CGR Graphite Coordinate
 HRV Harvest
 CHL High Line Coordinate
 CKC Khaki Coordinate
 LGC Legacy
 MCH Mocha
 NTO Night Owl
 COA Oatmeal Cookie Coordinate
 CPI Pinnacle Walnut Coordinate
 PRL Praline
 SAF Saffron
 SIE Sienna
 CST Studio Teak Coordinate
 TOF Toffee
 TRF Truffle
 VEN Venetian
 CVI Vintage Coordinate
 CWH Walnut Heights Coordinate
 CWE Weathered Ash Coordinate

- Visit www.jsifurniture.com/finishes-and-materials/textiles for our textiles program. See selection of standard and graded in manufacturers and patterns.

Specifications

- Wood species - Maple.
- Mortise and tenon construction with corner blocks, glue and screws.
- Seat has ½" plywood with synthetic sheet webbing and 2 ½" high density polyurethane foam.
- Wall saver feature.
- Standard with rubber cushion metal glides.

Description	1 Model	Specifications	List Price Per Grade
Guest Chair 	GT4901G · upholstered seat · upholstered plywood back panel with ½" high density polyurethane foam · pre-drilled to accept linking kit, see page GT15 for kit	Dimensions	COM \$892
		Overall 24 ½ 22 ⅞ 35 ¾	A \$901
		Seat 18 ½ 20 19	B \$920
		Arm 25 ⅞	COL/C \$951
		Upholstery	D \$993
		Shipping	E \$1,034
		COM Ydg ⅞ Ctn Wt 27	F \$1,096
		COL Sq Ft 16 Cu Ft 17	G \$1,165
			H \$1,237
			I \$1,350
Guest Chair 	GT4901I · upholstered seat · vertical slat back · steam bent slats · pre-drilled to accept linking kit, see page GT15 for kit	Dimensions	COM \$972
		Overall 24 ½ 22 ⅞ 35 ¾	A \$980
		Seat 19 20 19	B \$1,000
		Arm 25 ⅞	COL/C \$1,030
		Upholstery	D \$1,071
		Shipping	E \$1,113
		COM Ydg ⅞ Ctn Wt 26	F \$1,175
		COL Sq Ft 16 Cu Ft 17	G \$1,244
			H \$1,316
			I \$1,430
Guest Chair   upholstered vertical slat back	GT4901J · upholstered seat · upholstered vertical slat back · steam bent slats with ¾" high density polyurethane foam · pre-drilled to accept linking kit, see page GT15 for kit	Dimensions	COM \$1,026
		Overall 24 ½ 22 ⅞ 35 ¾	A \$1,043
		Seat 18 ¼ 20 19	B \$1,073
		Arm 25 ⅞	COL/C \$1,128
		Upholstery	D \$1,198
		Shipping	E \$1,269
		COM Ydg 1 ½ Ctn Wt 29	F \$1,378
		COL Sq Ft 27 Cu Ft 17	G \$1,493
			H \$1,619
			I \$1,813

Description	1 Model	Specifications				List Price Per Grade	
Two Seat Tandem Guest Chair 	GT4992D • upholstered seat • fully upholstered back • solid hardwood back frame with synthetic sheet webbing and ¾" high density polyurethane foam • pre-drilled to accept linking kit, see page GT15 for kit	Dimensions	D	W	H	COM	\$1,736
		Overall	24 ½	43 ⅝	35 ¾	A	\$1,769
		Seat	18 ¼	20	19	B	\$1,832
		Arm			25 ⅞	COL/C	\$1,940
		Upholstery		Shipping		D	\$2,079
		COM Ydg	3	Ctn Wt	48	E	\$2,220
		COL Sq Ft	54	Cu Ft	25	F	\$2,438
						G	\$2,671
						H	\$2,919
						I	\$3,308
Two Seat Tandem Guest Chair 	GT4992E • upholstered seat • ¾ upholstered back • solid hardwood back frame with synthetic sheet webbing and ¾" high density polyurethane foam • pre-drilled to accept linking kit, see page GT15 for kit	Dimensions	D	W	H	COM	\$1,723
		Overall	24 ½	43 ⅝	35 ¾	A	\$1,754
		Seat	18 ¼	20	19	B	\$1,817
		Arm			25 ⅞	COL/C	\$1,926
		Upholstery		Shipping		D	\$2,066
		COM Ydg	3	Ctn Wt	47	E	\$2,206
		COL Sq Ft	54	Cu Ft	25	F	\$2,423
						G	\$2,656
						H	\$2,906
						I	\$3,294
Two Seat Tandem Guest Chair 	GT4992F • upholstered seat • veneer plywood back panel • pre-drilled to accept linking kit, see page GT15 for kit	Dimensions	D	W	H	COM	\$1,600
		Overall	24 ½	43 ⅝	35 ¾	A	\$1,619
		Seat	19	20	19	B	\$1,655
		Arm			25 ⅞	COL/C	\$1,717
		Upholstery		Shipping		D	\$1,799
		COM Ydg	1 ¾	Ctn Wt	44	E	\$1,882
		COL Sq Ft	32	Cu Ft	25	F	\$2,009
						G	\$2,144
						H	\$2,290
						I	\$2,517

To Order, Specify:

- Model Number
- Wood Species - Maple (M)
- Wood Finish
- Fabric Selection - vendor, pattern and color
- Optional Black Anti-Microbial Polyurethane Arm Caps
 - A. Single Seat - add \$119 list
 - B. Two Seat Tandem - add \$177 list
- Optional Rubber Cushion Nylon Glides - no upcharge

When ordering Quickship products, place a "Q" in front of model number.
 Example: QGT4901D

Need it.
JSI Quickship

3 Wood Base Finish Options:**Maple**


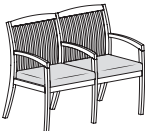
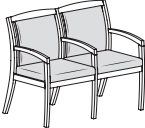
CAG Aged Ash Coordinate
 CAL Ale Light Coordinate
 ALM Ale Medium
 AUB Auburn
 BRL Barley
 CBE Blonde Echo Coordinate
 CBO Bourbon Light Coordinate
 BBM Bourbon Medium
 CBZ Brazilwood Coordinate
 CBG Brighton Light Coordinate
 BRM Brighton Medium
 BUT Butterscotch
 CIN Cinnamon
 CLA Classic
 CCF Coffee Coordinate
 CLL Collectors
 CCR Cremello Coordinate
 EAR Earthy
 ESP Espresso
 FLX Flax
 CFL Florence Walnut Coordinate

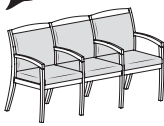
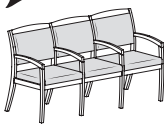

CFO Fossil Coordinate
 CGR Graphite Coordinate
 HRV Harvest
 CHL High Line Coordinate
 CKC Khaki Coordinate
 LGC Legacy
 MCH Mocha
 NTO Night Owl
 COA Oatmeal Cookie Coordinate
 CPI Pinnacle Walnut Coordinate
 PRL Praline
 SAF Saffron
 SIE Sienna
 CST Studio Teak Coordinate
 TOF Toffee
 TRF Truffle
 VEN Venetian
 CVI Vintage Coordinate
 CWH Walnut Heights Coordinate
 CWE Weathered Ash Coordinate

- Visit www.jsifurniture.com/finishes-and-materials/textiles for our textiles program. See selection of standard and graded in manufacturers and patterns.

Specifications

- Wood species - Maple.
- Mortise and tenon construction with corner blocks, glue and screws.
- Seat has ½" plywood with synthetic sheet webbing and 2 ½" high density polyurethane foam.
- Wall saver feature.
- Standard with rubber cushion metal glides.

Description	1 Model	Specifications	List Price Per Grade																														
<div>Two Seat Tandem Guest Chair</div> <div>NOW!</div> <div></div>	<div>GT4992G</div> <div><div><div>· upholstered seat</div><div>· upholstered plywood back panel with 1/2" high density polyurethane foam</div><div>· pre-drilled to accept linking kit, see page GT15 for kit</div></div></div>	<table><tr><th>Dimensions</th><th>D</th><th>W</th><th>H</th></tr><tr><td>Overall</td><td>24 1/2</td><td>43 1/8</td><td>35 3/8</td></tr><tr><td>Seat</td><td>18 1/2</td><td>20</td><td>19</td></tr><tr><td>Arm</td><td></td><td></td><td>25 7/8</td></tr><tr><th colspan="2">Upholstery</th><th colspan="2">Shipping</th></tr><tr><td>COM Ydg</td><td>1 3/4</td><td>Ctn Wt</td><td>46</td></tr><tr><td>COL Sq Ft</td><td>32</td><td>Cu Ft</td><td>25</td></tr></table>	Dimensions	D	W	H	Overall	24 1/2	43 1/8	35 3/8	Seat	18 1/2	20	19	Arm			25 7/8	Upholstery		Shipping		COM Ydg	1 3/4	Ctn Wt	46	COL Sq Ft	32	Cu Ft	25	<div>COM \$1,713</div> <div>A \$1,732</div> <div>B \$1,769</div> <div>COL/C \$1,832</div> <div>D \$1,912</div> <div>E \$1,995</div> <div>F \$2,122</div> <div>G \$2,258</div> <div>H \$2,403</div> <div>I \$2,630</div> <div>J \$2,902</div> <div>L1 \$2,285</div> <div>L2 \$2,448</div>		
		Dimensions	D	W	H																												
		Overall	24 1/2	43 1/8	35 3/8																												
		Seat	18 1/2	20	19																												
		Arm			25 7/8																												
		Upholstery		Shipping																													
		COM Ydg	1 3/4	Ctn Wt	46																												
		COL Sq Ft	32	Cu Ft	25																												
		<div>Two Seat Tandem Guest Chair</div> <div>NOW!</div> <div></div>	<div>GT4992I</div> <div><div><div>· upholstered seat</div><div>· vertical slat back</div><div>· steam bent slats</div><div>· pre-drilled to accept linking kit, see page GT15 for kit</div></div></div>	<table><tr><th>Dimensions</th><th>D</th><th>W</th><th>H</th></tr><tr><td>Overall</td><td>24 1/2</td><td>43 1/8</td><td>35 3/8</td></tr><tr><td>Seat</td><td>19</td><td>20</td><td>19</td></tr><tr><td>Arm</td><td></td><td></td><td>25 7/8</td></tr><tr><th colspan="2">Upholstery</th><th colspan="2">Shipping</th></tr><tr><td>COM Ydg</td><td>1 3/4</td><td>Ctn Wt</td><td>46</td></tr><tr><td>COL Sq Ft</td><td>32</td><td>Cu Ft</td><td>25</td></tr></table>	Dimensions	D	W	H	Overall	24 1/2	43 1/8	35 3/8	Seat	19	20	19	Arm			25 7/8	Upholstery		Shipping		COM Ydg	1 3/4	Ctn Wt	46	COL Sq Ft	32	Cu Ft	25	<div>COM \$1,816</div> <div>A \$1,835</div> <div>B \$1,872</div> <div>COL/C \$1,934</div> <div>D \$2,015</div> <div>E \$2,098</div> <div>F \$2,225</div> <div>G \$2,360</div> <div>H \$2,506</div> <div>I \$2,733</div> <div>J \$3,004</div> <div>L1 \$2,388</div> <div>L2 \$2,551</div>
				Dimensions	D	W	H																										
Overall	24 1/2			43 1/8	35 3/8																												
Seat	19			20	19																												
Arm					25 7/8																												
Upholstery				Shipping																													
COM Ydg	1 3/4			Ctn Wt	46																												
COL Sq Ft	32			Cu Ft	25																												
<div>Two Seat Tandem Guest Chair</div> <div>NOW!</div> <div></div>	<div>GT4992J</div> <div><div><div>· upholstered seat</div><div>· upholstered vertical slat back</div><div>· steam bent slats with 3/4" high density polyurethane foam</div><div>· pre-drilled to accept linking kit, see page GT15 for kit</div></div></div>			<table><tr><th>Dimensions</th><th>D</th><th>W</th><th>H</th></tr><tr><td>Overall</td><td>24 1/2</td><td>43 1/8</td><td>35 3/8</td></tr><tr><td>Seat</td><td>18 1/4</td><td>20</td><td>19</td></tr><tr><td>Arm</td><td></td><td></td><td>25 7/8</td></tr><tr><th colspan="2">Upholstery</th><th colspan="2">Shipping</th></tr><tr><td>COM Ydg</td><td>3</td><td>Ctn Wt</td><td>48</td></tr><tr><td>COL Sq Ft</td><td>54</td><td>Cu Ft</td><td>25</td></tr></table>	Dimensions	D	W	H	Overall	24 1/2	43 1/8	35 3/8	Seat	18 1/4	20	19	Arm			25 7/8	Upholstery		Shipping		COM Ydg	3	Ctn Wt	48	COL Sq Ft	54	Cu Ft	25	<div>COM \$1,866</div> <div>A \$1,899</div> <div>B \$1,962</div> <div>COL/C \$2,070</div> <div>D \$2,209</div> <div>E \$2,350</div> <div>F \$2,568</div> <div>G \$2,800</div> <div>H \$3,049</div> <div>I \$3,438</div> <div>J \$3,905</div> <div>L1 \$2,848</div> <div>L2 \$3,128</div>
				Dimensions	D	W	H																										
		Overall	24 1/2	43 1/8	35 3/8																												
		Seat	18 1/4	20	19																												
		Arm			25 7/8																												
		Upholstery		Shipping																													
		COM Ydg	3	Ctn Wt	48																												
		COL Sq Ft	54	Cu Ft	25																												

Description	1 Model	Specifications	List Price Per Grade
Three Seat Tandem Guest Chair 	GT4993D • upholstered seat • fully upholstered back • solid hardwood back frame with synthetic sheet webbing and ¾" high density polyurethane foam • pre-drilled to accept linking kit, see page GT15 for kit	Dimensions	COM \$2,447
		Overall 24 ½ 64 ⅝ 35 ⅝	A \$2,495
		Seat 18 ¼ 20 19	B \$2,588
		Arm 25 ⅞	COL/C \$2,750
		Upholstery	D \$2,961
		Shipping	E \$3,171
		COM Ydg 4 ½ Ctn Wt 68	F \$3,497
		COL Sq Ft 81 Cu Ft 37	G \$3,848
			H \$4,221
			I \$4,803
Three Seat Tandem Guest Chair 	GT4993E • upholstered seat • ¾ upholstered back • solid hardwood back frame with synthetic sheet webbing and ¾" high density polyurethane foam • pre-drilled to accept linking kit, see page GT15 for kit	Dimensions	COM \$2,425
		Overall 24 ½ 64 ⅝ 35 ⅝	A \$2,473
		Seat 18 ¼ 20 19	B \$2,566
		Arm 25 ⅞	COL/C \$2,729
		Upholstery	D \$2,939
		Shipping	E \$3,150
		COM Ydg 4 ½ Ctn Wt 67	F \$3,476
		COL Sq Ft 81 Cu Ft 37	G \$3,826
			H \$4,199
			I \$4,782
Three Seat Tandem Guest Chair 	GT4993F • upholstered seat • veneer plywood back panel • pre-drilled to accept linking kit, see page GT15 for kit	Dimensions	COM \$2,205
		Overall 24 ½ 64 ⅝ 35 ⅝	A \$2,233
		Seat 19 20 19	B \$2,288
		Arm 25 ⅞	COL/C \$2,382
		Upholstery	D \$2,505
		Shipping	E \$2,628
		COM Ydg 2 ⅝ Ctn Wt 62	F \$2,818
		COL Sq Ft 48 Cu Ft 37	G \$3,022
			H \$3,240
			I \$3,580

To Order, Specify:

- Model Number
- Wood Species - Maple (M)
- Wood Finish
- Fabric Selection - vendor, pattern and color
- Optional Black Anti-Microbial Polyurethane Arm Caps
 - Single Seat - add \$119 list
 - Two Seat Tandem - add \$177 list
- Optional Rubber Cushion Nylon Glides - no upcharge

When ordering Quickship products, place a "Q" in front of model number.
 Example: QGT4901D

Need it.
JSI Quickship

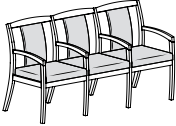
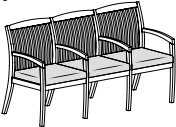
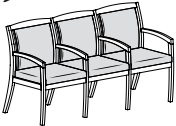
3 Wood Base Finish Options:

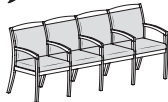
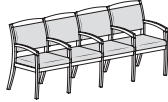

Maple		
CAG Aged Ash Coordinate	CFO Fossil Coordinate	
CAL Ale Light Coordinate	CGR Graphite Coordinate	
ALM Ale Medium	HRV Harvest	
AUB Auburn	CHL High Line Coordinate	
BRL Barley	CKC Khaki Coordinate	
CBE Blonde Echo Coordinate	LGC Legacy	
CBO Bourbon Light Coordinate	MCH Mocha	
BBM Bourbon Medium	NTO Night Owl	
CBZ Brazilwood Coordinate	COA Oatmeal Cookie Coordinate	
CBG Brighton Light Coordinate	CPI Pinnacle Walnut Coordinate	
BRM Brighton Medium	PRL Praline	
BUT Butterscotch	SAF Saffron	
CIN Cinnamon	SIE Sienna	
CLA Classic	CST Studio Teak Coordinate	
CCF Coffee Coordinate	TOF Toffee	
CLL Collectors	TRF Truffle	
CCR Cremello Coordinate	VEN Venetian	
EAR Earthy	CVI Vintage Coordinate	
ESP Espresso	CWH Walnut Heights Coordinate	
FLX Flax	CWE Weathered Ash Coordinate	
CFL Florence Walnut Coordinate		

- Visit www.jsifurniture.com/finishes-and-materials/textiles for our textiles program. See selection of standard and graded in manufacturers and patterns.

Specifications

- Wood species - Maple.
- Mortise and tenon construction with corner blocks, glue and screws.
- Seat has ½" plywood with synthetic sheet webbing and 2 ½" high density polyurethane foam.
- Wall saver feature.
- Standard with rubber cushion metal glides.

Description	① Model	Specifications	List Price Per Grade
Three Seat Tandem Guest Chair 	GT4993G <ul style="list-style-type: none"> · upholstered seat · upholstered plywood back panel with ½" high density polyurethane foam · pre-drilled to accept linking kit, see page GT15 for kit 	Dimensions	COM \$2,403
		Overall 24 ½ 64 ⅞ 35 ¾	A \$2,432
		Seat 18 ½ 20 19	B \$2,486
		Arm 25 ⅞	COL/C \$2,581
		Upholstery	D \$2,703
		Shipping	E \$2,826
		COM Ydg 2 ⅝ Ctn Wt 65	F \$3,017
		COL Sq Ft 48 Cu Ft 37	G \$3,220
			H \$3,438
			I \$3,778
Three Seat Tandem Guest Chair 	GT4993I <ul style="list-style-type: none"> · upholstered seat · vertical slat back · steam bent slats · pre-drilled to accept linking kit, see page GT15 for kit 	Dimensions	COM \$2,518
		Overall 24 ½ 64 ⅞ 35 ¾	A \$2,546
		Seat 19 20 19	B \$2,600
		Arm 25 ⅞	COL/C \$2,695
		Upholstery	D \$2,818
		Shipping	E \$2,940
		COM Ydg 2 ⅝ Ctn Wt 65	F \$3,131
		COL Sq Ft 48 Cu Ft 37	G \$3,336
			H \$3,553
			I \$3,894
Three Seat Tandem Guest Chair 	GT4993J <ul style="list-style-type: none"> · upholstered seat · upholstered vertical slat back · steam bent slats with ¾" high density polyurethane foam · pre-drilled to accept linking kit, see page GT15 for kit 	Dimensions	COM \$2,640
		Overall 24 ½ 64 ⅞ 35 ¾	A \$2,688
		Seat 18 ¼ 20 19	B \$2,781
		Arm 25 ⅞	COL/C \$2,945
		Upholstery	D \$3,154
		Shipping	E \$3,365
		COM Ydg 4 ½ Ctn Wt 68	F \$3,691
		COL Sq Ft 81 Cu Ft 37	G \$4,041
			H \$4,414
			I \$4,997

Description	1 Model	Specifications				List Price Per Grade	
Four Seat Tandem Guest Chair 	GT4994D <ul style="list-style-type: none"> upholstered seat fully upholstered back solid hardwood back frame with synthetic sheet webbing and ¾" high density polyurethane foam pre-drilled to accept linking kit, see page GT15 for kit 	Dimensions	D	W	H	COM	\$3,168
		Overall	24 ½	85 ½	35 ¾	A	\$3,231
		Seat	18 ¼	20	19	B	\$3,356
		Arm			25 ¾	COL/C	\$3,573
		Upholstery		Shipping		D	\$3,853
		COM Ydg	6	Ctn Wt	88	E	\$4,133
		COL Sq Ft	108	Cu Ft	49	F	\$4,568
						G	\$5,035
						H	\$5,532
						I	\$6,309
Four Seat Tandem Guest Chair 	GT4994E <ul style="list-style-type: none"> upholstered seat ¾ upholstered back solid hardwood back frame with synthetic sheet webbing and ¾" high density polyurethane foam pre-drilled to accept linking kit, see page GT15 for kit 	Dimensions	D	W	H	COM	\$3,140
		Overall	24 ½	85 ½	35 ¾	A	\$3,201
		Seat	18 ¼	20	19	B	\$3,327
		Arm			25 ¾	COL/C	\$3,544
		Upholstery		Shipping		D	\$3,824
		COM Ydg	6	Ctn Wt	86	E	\$4,105
		COL Sq Ft	108	Cu Ft	49	F	\$4,540
						G	\$5,006
						H	\$5,504
						I	\$6,281
Four Seat Tandem Guest Chair 	GT4994F <ul style="list-style-type: none"> upholstered seat veneer plywood back panel pre-drilled to accept linking kit, see page GT15 for kit 	Dimensions	D	W	H	COM	\$2,806
		Overall	24 ½	85 ½	35 ¾	A	\$2,843
		Seat	19	20	19	B	\$2,916
		Arm			25 ¾	COL/C	\$3,042
		Upholstery		Shipping		D	\$3,206
		COM Ydg	3 ½	Ctn Wt	79	E	\$3,369
		COL Sq Ft	63	Cu Ft	49	F	\$3,624
						G	\$3,896
						H	\$4,186
						I	\$4,638

To Order, Specify:

- Model Number
- Wood Species - Maple (M)
- Wood Finish
- Fabric Selection - vendor, pattern and color
- Optional Black Anti-Microbial Polyurethane Arm Caps
 - Three Seat Tandem - add \$235 list
 - Four Seat Tandem - add \$293 list
- Optional Rubber Cushion Nylon Glides - no upcharge

When ordering Quickship products, place a "Q" in front of model number.
Example: QGT4901D

NOW!
Need it.
JSI Quickship


3 Wood Base Finish Options:

Maple			
CAG	Aged Ash Coordinate	CFO	Fossil Coordinate
CAL	Ale Light Coordinate	CGR	Graphite Coordinate
ALM	Ale Medium	HRV	Harvest
AUB	Auburn	CHL	High Line Coordinate
BRL	Barley	CKC	Khaki Coordinate
CBE	Blonde Echo Coordinate	LGC	Legacy
CBO	Bourbon Light Coordinate	MCH	Mocha
BBM	Bourbon Medium	NTO	Night Owl
CBZ	Brazilwood Coordinate	COA	Oatmeal Cookie Coordinate
CBG	Brighton Light Coordinate	CPI	Pinnacle Walnut Coordinate
BRM	Brighton Medium	PRL	Praline
BUT	Butterscotch	SAF	Saffron
CIN	Cinnamon	SIE	Sienna
CLA	Classic	CST	Studio Teak Coordinate
CCF	Coffee Coordinate	TOF	Toffee
CLL	Collectors	TRF	Truffle
CCR	Cremello Coordinate	VEN	Venetian
EAR	Earthy	CVI	Vintage Coordinate
ESP	Espresso	CWH	Walnut Heights Coordinate
FLX	Flax	CWE	Weathered Ash Coordinate
CFL	Florence Walnut Coordinate		

- Visit www.jsifurniture.com/finishes-and-materials/textiles for our textiles program. See selection of standard and graded in manufacturers and patterns.


Specifications

- Wood species - Maple.
- Mortise and tenon construction with corner blocks, glue and screws.
- Seat has ½" plywood with synthetic sheet webbing and 2 ½" high density polyurethane foam.
- Wall saver feature.
- Standard with rubber cushion metal glides.

Description	① Model	Specifications	List Price Per Grade		
<div>Four Seat Tandem Guest Chair</div> <div><div>NOW!</div></div>	<div>GT4994G</div> <div><div>· upholstered seat</div><div>· upholstered plywood back panel with ½" high density polyurethane foam</div><div>· pre-drilled to accept linking kit, see page GT15 for kit</div></div> <td><div>Dimensions</div><div>D</div><div>W</div><div>H</div></td> <td>COM \$3,086</td>	<div>Dimensions</div> <div>D</div> <div>W</div> <div>H</div>	COM \$3,086		
		Overall	24 ½	85 ⅞	35 ¾
		Seat	18 ½	20	19
		Arm			25 ⅞
		<div>Upholstery</div>	<div>Shipping</div>		
		COM Ydg	3 ½	Ctn Wt	85
		COL Sq Ft	63	Cu Ft	49
			</		

Description	1 Model	Specifications	List Price Per Grade																												
30" Bariatric Guest Chair	GT4951D	<table> <tr> <th>Dimensions</th><th>D</th><th>W</th><th>H</th></tr> <tr> <td>Overall</td><td>24 ½</td><td>32 ⅞</td><td>35 ¾</td></tr> <tr> <td>Seat</td><td>18 ¼</td><td>30</td><td>19</td></tr> <tr> <td>Arm</td><td></td><td></td><td>25 ⅞</td></tr> <tr> <th>Upholstery</th><th colspan="3">Shipping</th></tr> <tr> <td>COM Ydg</td><td>2 ½</td><td>Ctn Wt</td><td>46</td></tr> <tr> <td>COL Sq Ft</td><td>45</td><td>Cu Ft</td><td>19</td></tr> </table>	Dimensions	D	W	H	Overall	24 ½	32 ⅞	35 ¾	Seat	18 ¼	30	19	Arm			25 ⅞	Upholstery	Shipping			COM Ydg	2 ½	Ctn Wt	46	COL Sq Ft	45	Cu Ft	19	COM \$1,878 A \$1,904 B \$1,955 COL/C \$2,047 D \$2,163 E \$2,281 F \$2,461 G \$2,656 H \$2,863 I \$3,187 J \$3,576 L1 \$2,695 L2 \$2,928
Dimensions	D	W	H																												
Overall	24 ½	32 ⅞	35 ¾																												
Seat	18 ¼	30	19																												
Arm			25 ⅞																												
Upholstery	Shipping																														
COM Ydg	2 ½	Ctn Wt	46																												
COL Sq Ft	45	Cu Ft	19																												

NOW!



- upholstered seat
- fully upholstered back
- solid hardwood back frame with synthetic sheet webbing and ¾" high density polyurethane foam
- pre-drilled to accept linking kit, see page GT15 for kit
- meets BIFMA x5.11 large occupant standard (253-400 lb individual)

30" Bariatric Guest Chair	GT4951E	<table> <tr> <th>Dimensions</th><th>D</th><th>W</th><th>H</th></tr> <tr> <td>Overall</td><td>24 ½</td><td>32 ⅞</td><td>35 ¾</td></tr> <tr> <td>Seat</td><td>18 ¼</td><td>30</td><td>19</td></tr> <tr> <td>Arm</td><td></td><td></td><td>25 ⅞</td></tr> <tr> <th>Upholstery</th><th colspan="3">Shipping</th></tr> <tr> <td>COM Ydg</td><td>2 ½</td><td>Ctn Wt</td><td>45</td></tr> <tr> <td>COL Sq Ft</td><td>45</td><td>Cu Ft</td><td>19</td></tr> </table>	Dimensions	D	W	H	Overall	24 ½	32 ⅞	35 ¾	Seat	18 ¼	30	19	Arm			25 ⅞	Upholstery	Shipping			COM Ydg	2 ½	Ctn Wt	45	COL Sq Ft	45	Cu Ft	19	COM \$1,840 A \$1,866 B \$1,918 COL/C \$2,009 D \$2,125 E \$2,243 F \$2,423 G \$2,618 H \$2,825 I \$3,149 J \$3,537 L1 \$2,657 L2 \$2,890
Dimensions	D	W	H																												
Overall	24 ½	32 ⅞	35 ¾																												
Seat	18 ¼	30	19																												
Arm			25 ⅞																												
Upholstery	Shipping																														
COM Ydg	2 ½	Ctn Wt	45																												
COL Sq Ft	45	Cu Ft	19																												

NOW!



- upholstered seat
- ¾ upholstered back
- solid hardwood back frame with synthetic sheet webbing and ¾" high density polyurethane foam
- pre-drilled to accept linking kit, see page GT15 for kit
- meets BIFMA x5.11 large occupant standard (253-400 lb individual)

To Order, Specify:

- 1 Model Number
- 2 Wood Species - Maple (M)
- 3 Wood Finish
- 4 Fabric Selection - vendor, pattern and color
- 5 Optional Black Anti-Microbial Polyurethane Arm Caps
 - A. Single Seat - add \$119 list
 - B. Four Seat Tandem - add \$293 list
- 6 Optional Rubber Cushion Nylon Glides - no upcharge

3 Wood Base Finish Options:**Maple**

CAG	Aged Ash Coordinate	CFO	Fossil Coordinate
CAL	Ale Light Coordinate	CGR	Graphite Coordinate
ALM	Ale Medium	HRV	Harvest
AUB	Auburn	CHL	High Line Coordinate
BRL	Barley	CKC	Khaki Coordinate
CBE	Blonde Echo Coordinate	LGC	Legacy
CBO	Bourbon Light Coordinate	MCH	Mocha
BBM	Bourbon Medium	NTD	Night Owl
CBZ	Brazilwood Coordinate	COA	Oatmeal Cookie Coordinate
CBG	Brighton Light Coordinate	CPI	Pinnacle Walnut Coordinate
BRM	Brighton Medium	PRL	Praline
BUT	Butterscotch	SAF	Saffron
CIN	Cinnamon	SIE	Sienna
CLA	Classic	CST	Studio Teak Coordinate
CCF	Coffee Coordinate	TOF	Toffee
CLL	Collectors	TRF	Truffle
CCR	Cremello Coordinate	VEN	Venetian
EAR	Earthy	CVI	Vintage Coordinate
ESP	Espresso	CWH	Walnut Heights Coordinate
FLX	Flax	CWE	Weathered Ash Coordinate
CFL	Florence Walnut Coordinate		

- 4 Visit www.jsifurniture.com/finishes-and-materials/textiles for our textiles program. See selection of standard and graded in manufacturers and patterns.



Specifications

- Wood species - Maple.
- Mortise and tenon construction with corner blocks, glue and screws.
- Seat has ½" plywood with synthetic sheet webbing and 2 ½" high density polyurethane foam.
- Wall saver feature.
- Standard with rubber cushion metal glides.

When ordering Quickship products, place a "Q" in front of model number.
Example: QGT4901D

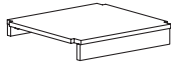
Need it.
JSI Quickship

NOW!

Description	1 Model	Specifications				List Price Per Grade	
41" Bariatric Guest Chair 	GT4952D <ul style="list-style-type: none">· upholstered seat· fully upholstered back· solid hardwood back frame with synthetic sheet webbing and 3/4" high density polyurethane foam· pre-drilled to accept linking kit, see page GT15 for kit· meets BIFMA x5.11 large occupant standard (253-400 lb individual)	Dimensions	D	W	H	COM	\$2,056
		Overall	24 1/2	43 1/8	35 3/8	A	\$2,083
		Seat	18 1/4	41	19	B	\$2,134
		Arm			25 7/8	COL/C	\$2,225
		Upholstery		Shipping		D	\$2,341
		COM Ydg	2 1/2	Ctn Wt	56	E	\$2,459
		COL Sq Ft	45	Cu Ft	25	F	\$2,639
						G	\$2,834
						H	\$3,041
						I	\$3,365
41" Bariatric Guest Chair 	GT4952E <ul style="list-style-type: none">· upholstered seat· 3/4 upholstered back· solid hardwood back frame with synthetic sheet webbing and 3/4" high density polyurethane foam· pre-drilled to accept linking kit, see page GT15 for kit· meets BIFMA x5.11 large occupant standard (253-400 lb individual)	Dimensions	D	W	H	COM	\$2,019
		Overall	24 1/2	43 1/8	35 3/8	A	\$2,047
		Seat	18 1/4	41	19	B	\$2,097
		Arm			25 7/8	COL/C	\$2,188
		Upholstery		Shipping		D	\$2,305
		COM Ydg	2 1/2	Ctn Wt	55	E	\$2,422
		COL Sq Ft	45	Cu Ft	25	F	\$2,603
						G	\$2,798
						H	\$3,004
						I	\$3,328
GATSBY						J	\$3,717
						L1	\$2,836
						L2	\$3,069

Description	D	W	H	CTN WT	CU FT	① Model	List Price
20" Center Linking Table	20 3/8	21 1/8	3 5/8	19	2	GT2021LT	\$894

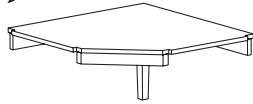
NOW!



- attaches between single, bariatric or tandem units
- linking hardware included
- no tools required for installation
- ships KD

Comer Linking Table	31	31	16 7/8	35	4	GT3131CT	\$1,094
---------------------	----	----	--------	----	---	----------	---------

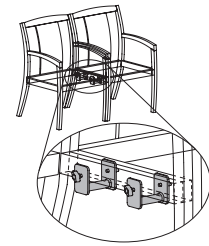
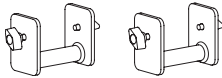
NOW!



- attaches between single, bariatric or tandem units
- linking hardware included
- no tools required for installation
- ships KD

Chair Linking Kit						GT49BRKT	\$151
-------------------	--	--	--	--	--	----------	-------

NOW!



- kit contains two brackets and four thumb screws
- no tools required
- one kit required for each two guest chairs, bariatric chairs or tandem models that are to be linked together
- three models linked together require two kits, four models linked together require three kits, etc.

To Order, Specify:

- ① Model Number
- ② Wood Species - Maple (M)
- ③ Wood Finish
- ④ Fabric Selection - vendor, pattern and color
- ⑤ Optional Black Anti-Microbial Polyurethane Arm Caps - add \$119 list
- ⑥ Optional Rubber Cushion Nylon Glides - no upcharge

When ordering Quickship products, place a "Q" in front of model number.
Example: QGT4901D

Need it.
JSI Quickship

NOW!

③ Wood Base Finish Options:**Maple**

CAG	Aged Ash Coordinate	CFO	Fossil Coordinate
CAL	Ale Light Coordinate	CGR	Graphite Coordinate
ALM	Ale Medium	HRV	Harvest
AUB	Auburn	CHL	High Line Coordinate
BRL	Barley	CKC	Khaki Coordinate
CBE	Blonde Echo Coordinate	LGC	Legacy
CBO	Bourbon Light Coordinate	MCH	Mocha
BBM	Bourbon Medium	NTD	Night Owl
CBZ	Brazilwood Coordinate	COA	Oatmeal Cookie Coordinate
CBG	Brighton Light Coordinate	CPI	Pinnacle Walnut Coordinate
BRM	Brighton Medium	PRL	Praline
BUT	Butterscotch	SAF	Saffron
CIN	Cinnamon	SIE	Sienna
CLA	Classic	CST	Studio Teak Coordinate
CCF	Coffee Coordinate	TOF	Toffee
CLL	Collectors	TRF	Truffle
CCR	Cremello Coordinate	VEN	Venetian
EAR	Earthy	CVI	Vintage Coordinate
ESP	Espresso	CWH	Walnut Heights Coordinate
FLX	Flax	CWE	Weathered Ash Coordinate
CFL	Florence Walnut Coordinate		

- ④ Visit www.jsifurniture.com/finishes-and-materials/textiles for our textiles program. See selection of standard and graded in manufacturers and patterns.

Specifications

- Wood species - Maple.
- Mortise and tenon construction with corner blocks, glue and screws.
- Seat has 1/2" plywood with synthetic sheet webbing and 2 1/2" high density polyurethane foam.
- Wall saver feature.
- Standard with rubber cushion metal glides.

Harbor Order Check List:



Specify:

☐ 1. Model Number

☐ 2. Wood Species - Maple (M)

☐ 3. Wood Base/Arm Detail Finish

☐ 4. Fabric Selection - vendor, pattern and color

☐ 5. Base Selection - wood base standard; specify wood finish

A. Black Polyurethane Base - no upcharge

B. Black Jury Base - add \$198 list

☐ 6. Optional Plastic Bumper Guard - add \$24 list

Example:

HB2905 (model #)	M (wood species)	AUB (finish) wood base/arm detail	MOMENTUM (fabric vendor)	VOX (pattern name)	MYSTIC (pattern color)
---------------------	---------------------	---	-----------------------------	-----------------------	---------------------------

1. Model Number

2. Wood Species - Maple (M)

3. Wood Base/Arm Detail Finish Options:

CAG Aged Ash Coordinate	CFO Fossil Coordinate
CAL Ale Light Coordinate	CGR Graphite Coordinate
ALM Ale Medium	HRV Harvest
AUB Auburn	CHL High Line Coordinate
BRL Barley	CKC Khaki Coordinate
CBE Blonde Echo Coordinate	LGC Legacy
CBO Bourbon Light Coordinate	MCH Mocha
BBM Bourbon Medium	NTO Night Owl
CBZ Brazilwood Coordinate	COA Oatmeal Cookie Coordinate
CBG Brighton Light Coordinate	CPI Pinnacle Walnut Coordinate
BRM Brighton Medium	PRL Praline
BUT Butterscotch	SAF Saffron
CIN Cinnamon	SIE Sienna
CLA Classic	CST Studio Teak Coordinate
CCF Coffee Coordinate	TOF Toffee
CLL Collectors	TRF Truffle
CCR Cremello Coordinate	VEN Venetian
EAR Earthy	CVI Vintage Coordinate
ESP Espresso	CWH Walnut Heights Coordinate
FLX Flax	CWE Weathered Ash Coordinate
CFL Florence Walnut Coordinate	

4.Fabric Selection - Please supply the following:
Fabric vendor/Pattern name/Pattern color

For a complete list of JSI Standard and Graded-In Textiles click here

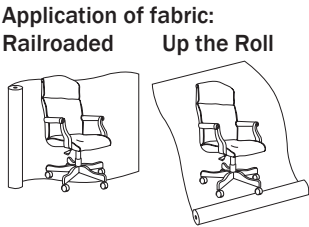
When specifying contrasting upholstery, indicate clearly which upholstery is to be applied to the seat, back and arms. Use higher grade pricing.

- Indicate direction of fabric - Railroaded or Up the Roll
- Please provide illustration, if available

All COM orders must include the following:

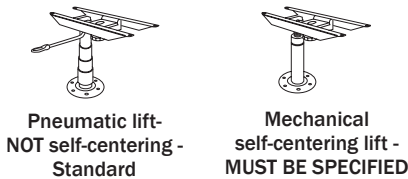
- Vendor's name, pattern name and color
- Sample of the fabric attached to order
- Model numbers of items for fabric application
- Special application instructions (e.g., all stripes will be applied front to back unless specified otherwise)
- Customer and purchase order number

Ship prepaid COM material to:
JSI
Attn: COM Department
201 East Martin Street
Receiving B, Dock 71
Orleans, IN 47452





All COM orders will ship at standard lead time from receipt of COM except for orders requiring special custom matched finishes.

5. Base Selection - wood base standard; specify wood finish
A. Black polyurethane base - no upcharge
B. Black jury base - add \$198 list



6. Optional Plastic Bumper Guard - add \$24 list

Description	1 Model	Specifications				List Price Per Grade	
Executive Swivel 	HB2905 • upholstered open arms • overall height range is 45 ½ – 50 ½ • seat height range is 19 – 24 • arm height range is 27 ½ – 32 ½ • jury base not available on JSI Quickship program	Dimensions	D	W	H	COM	\$1,949
		Overall	29	26 ½	50 ½	A	\$1,980
		Seat	19 ½	20 ¾	24	B	\$2,049
		Arm			32 ½	COL/C	\$2,166
		Upholstery		Shipping		D	\$2,313
		COM Ydg	2 ¾	Ctn Wt	50	E	\$2,461
		COL Sq Ft	50	Cu Ft	19	F	\$2,618
						G	\$2,843
						H	\$3,082
						I	\$3,455
Management Swivel 	HB2900 • upholstered open arms • overall height range is 39 – 44 • seat height range is 19 – 24 • arm height range is 27 ½ – 32 ½ • jury base not available on JSI Quickship program	Dimensions	D	W	H	COM	\$1,847
		Overall	28 ½	26 ½	44	A	\$1,878
		Seat	19 ½	20 ¾	24	B	\$1,938
		Arm			32 ½	COL/C	\$2,044
		Upholstery		Shipping		D	\$2,180
		COM Ydg	2 ½	Ctn Wt	46	E	\$2,314
		COL Sq Ft	45	Cu Ft	14	F	\$2,458
						G	\$2,663
						H	\$2,878
						I	\$3,218

To Order, Specify:

- 1 Model Number
- 2 Wood Species - Maple (M)
- 3 Wood Base/Arm Detail Finish
- 4 Fabric Selection - vendor, pattern and color
- 5 Base Selection - wood base standard; specify wood finish
 - A. Black Polyurethane Base - no upcharge
 - B. Black Jury Base - add \$198 list (self-centering manual available - specify when ordering)
- 6 Optional Plastic Bumper Guard - add \$24 list

3 Wood Base/Arm Detail Finish Options:

CAG	Aged Ash Coordinate	CFO	Fossil Coordinate
CAL	Ale Light Coordinate	CGR	Graphite Coordinate
ALM	Ale Medium	HRV	Harvest
AUB	Auburn	CHL	High Line Coordinate
BRL	Barley	CKC	Khaki Coordinate
CBE	Blonde Echo Coordinate	LGC	Legacy
CBO	Bourbon Light Coordinate	MCH	Mocha
BBM	Bourbon Medium	NTO	Night Owl
CBZ	Brazilwood Coordinate	COA	Oatmeal Cookie Coordinate
CBG	Brighton Light Coordinate	CPI	Pinnacle Walnut Coordinate
BRM	Brighton Medium	PRL	Praline
BUT	Butterscotch	SAF	Saffron
CIN	Cinnamon	SIE	Sienna
CLA	Classic	CST	Studio Teak Coordinate
CCF	Coffee Coordinate	TOF	Toffee
CLL	Collectors	TRF	Truffle
CCR	Cremello Coordinate	VEN	Venetian
EAR	Earthy	CVI	Vintage Coordinate
ESP	Espresso	CWH	Walnut Heights Coordinate
FLX	Flax	CWE	Weathered Ash Coordinate
CFL	Florence Walnut Coordinate		

- 4 Visit www.jsifurniture.com/finishes-and-materials/textiles for our textiles program. See selection of standard and graded in manufacturers and patterns.

Specifications

- Wood species - Maple.
- Seat and back are 3" high density polyurethane foam.
- Swivel models revolve, adjusts for height and tension, have swivel tilt, a pneumatic lift with wood base and black dual wheel casters.
- Arms have ½" polyurethane foam.
- Frame construction consist of one piece molded plywood shell.

Harbor Order Check List:



Specify:

☐ 1. Model Number

☐ 2. Wood Species - Maple (M)

☐ 3. Wood Finish

☐ 4. Fabric Selection - vendor, pattern and color

☐ 5. Optional Casters - add \$120 list; specify color

☐ 6. Optional Rubber Cushion Nylon Glides - no upcharge

Example:

HB2901	M	AUB	MOMENTUM	VOX	MYSTIC
(model #)	(wood species)	(finish)	(fabric vendor)	(pattern name)	(pattern color)

1. Model Number

2. Wood Species - Maple (M)

3. Wood Finish Options:

CAG Aged Ash Coordinate	CFO Fossil Coordinate
CAL Ale Light Coordinate	CGR Graphite Coordinate
ALM Ale Medium	HRV Harvest
AUB Auburn	CHL High Line Coordinate
BRL Barley	CKC Khaki Coordinate
CBE Blonde Echo Coordinate	LGC Legacy
CBO Bourbon Light Coordinate	MCH Mocha
BBM Bourbon Medium	NTO Night Owl
CBZ Brazilwood Coordinate	COA Oatmeal Cookie Coordinate
CBG Brighton Light Coordinate	CPI Pinnacle Walnut Coordinate
BRM Brighton Medium	PRL Praline
BUT Butterscotch	SAF Saffron
CIN Cinnamon	SIE Sienna
CLA Classic	CST Studio Teak Coordinate
CCF Coffee Coordinate	TOF Toffee
CLL Collectors	TRF Truffle
CCR Cremello Coordinate	VEN Venetian
EAR Earthy	CVI Vintage Coordinate
ESP Espresso	CWH Walnut Heights Coordinate
FLX Flax	CWE Weathered Ash Coordinate
CFL Florence Walnut Coordinate	

4. Fabric Selection - Please supply the following: Fabric vendor/Pattern name/Pattern color

For a complete list of JSI Standard and Graded-In Textiles [click here](#)

When specifying contrasting upholstery, indicate clearly which upholstery is to be applied to the seat, back and arms. Use higher grade pricing.

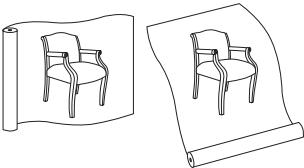
- Indicate direction of fabric - Railroaded or Up the Roll
- Please provide illustration, if available

All COM orders must include the following:

- Vendor's name, pattern name and color
- Sample of the fabric attached to order
- Model numbers of items for fabric application
- Special application instructions (e.g., all stripes will be applied front to back unless specified otherwise)
- Customer and purchase order number

Ship prepaid COM material to:
JSI
Attn: COM Department
201 East Martin Street
Receiving B, Dock 71
Orleans, IN 47452

Application of fabric:
Railroaded Up the Roll




All COM orders will ship at standard lead time from receipt of COM except for orders requiring special custom matched finishes.

5. Optional Casters - add \$120 list; specify color.

Color:

- Black
- Antique Brass

6. Optional Rubber Cushion Nylon Glides - no upcharge

Description	① Model	Specifications				List Price Per Grade	
<div>Guest Chair</div> <div></div>	HB2901	Dimensions	D	W	H	COM	\$1,384
		Overall	26	24 ¾	34	A	\$1,410
		Seat	18 ½	20	19	B	\$1,456
		Arm			26 ½	COL/C	\$1,543
		Upholstery	Shipping			D	\$1,651
		COM Ydg	2	Ctn Wt	40	E	\$1,759
		COL Sq Ft	36	Cu Ft	16	F	\$1,874
						G	\$2,036
						H	\$2,210
						I	\$2,483
				J	\$2,808		
				L1	\$2,069		
				L2	\$2,243		

To Order, Specify:

- ① Model Number
- ② Wood Species - Maple (M)
- ③ Wood Finish
- ④ Fabric Selection - vendor, pattern and color
- ⑤ Optional Casters - add \$120 list; specify color
- ⑥ Optional Rubber Cushion Nylon Glides - no upcharge

③ Wood Finish/Color Options:**Maple**

CAG	Aged Ash Coordinate	CFO	Fossil Coordinate
CAL	Ale Light Coordinate	CGR	Graphite Coordinate
ALM	Ale Medium	HRV	Harvest
AUB	Auburn	CHL	High Line Coordinate
BRL	Barley	CKC	Khaki Coordinate
CBE	Blonde Echo Coordinate	LGC	Legacy
CBO	Bourbon Light Coordinate	MCH	Mocha
BBM	Bourbon Medium	NTO	Night Owl
CBZ	Brazilwood Coordinate	COA	Oatmeal Cookie Coordinate
CBG	Brighton Light Coordinate	CPI	Pinnacle Walnut Coordinate
BRM	Brighton Medium	PRL	Praline
BUT	Butterscotch	SAF	Saffron
CIN	Cinnamon	SIE	Sienna
CLA	Classic	CST	Studio Teak Coordinate
CCF	Coffee Coordinate	TOF	Toffee
CLL	Collectors	TRF	Truffle
CCR	Cremello Coordinate	VEN	Venetian
EAR	Earthy	CVI	Vintage Coordinate
ESP	Espresso	CWH	Walnut Heights Coordinate
FLX	Flax	CWE	Weathered Ash Coordinate
CFL	Florence Walnut Coordinate		

- ④ Visit www.jsifurniture.com/finishes-and-materials/textiles for our textiles program. See selection of standard and graded in manufacturers and patterns.

Specifications

- Wood species - Maple.
- Seat has synthetic sheet webbing and 2" polyurethane foam.
- Back has polypropylene webbing and 3 ½" polyurethane foam.
- Spiral grooved hardwood dowels with corner blocks, glue and screws.
- Standard with rubber cushion metal glides.

Harbor Lounge Order Check List:



Specify:

☐ 1. Model Number

☐ 2. Wood Species - Maple (M)

☐ 3. Wood Finish

☐ 4. Fabric Selection - vendor, pattern and color

☐ 5. Optional Rubber Cushion Nylon Glides - no upcharge

Example:

HD2911	M	AUB	MOMENTUM	VOX	MYSTIC
(model #)	(wood species)	(finish)	(fabric vendor)	(pattern name)	(pattern color)

1. Model Number

2. Wood Species - Maple (M)

3. Wood Finish Options:

CAG Aged Ash Coordinate	CFO Fossil Coordinate
CAL Ale Light Coordinate	CGR Graphite Coordinate
ALM Ale Medium	HRV Harvest
AUB Auburn	CHL High Line Coordinate
BRL Barley	CKC Khaki Coordinate
CBE Blonde Echo Coordinate	LGC Legacy
CBO Bourbon Light Coordinate	MCH Mocha
BBM Bourbon Medium	NTO Night Owl
CBZ Brazilwood Coordinate	COA Oatmeal Cookie Coordinate
CBG Brighton Light Coordinate	CPI Pinnacle Walnut Coordinate
BRM Brighton Medium	PRL Praline
BUT Butterscotch	SAF Saffron
CIN Cinnamon	SIE Sienna
CLA Classic	CST Studio Teak Coordinate
CCF Coffee Coordinate	TOF Toffee
CLL Collectors	TRF Truffle
CCR Cremello Coordinate	VEN Venetian
EAR Earthy	CVI Vintage Coordinate
ESP Espresso	CWH Walnut Heights Coordinate
FLX Flax	CWE Weathered Ash Coordinate
CFL Florence Walnut Coordinate	

When specifying contrasting upholstery, indicate clearly which upholstery is to be applied to the seat, back and arms. Use higher grade pricing.

- Indicate direction of fabric - Railroaded or Up the Roll
- Please provide illustration, if available

All COM orders must include the following:

- Vendor's name, pattern name and color
- Sample of the fabric attached to order
- Model numbers of items for fabric application
- Special application instructions (e.g., all stripes will be applied front to back unless specified otherwise)
- Customer and purchase order number

Ship prepaid COM material to:

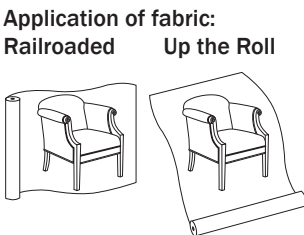
JSI

Attn: COM Department

201 East Martin Street

Receiving B, Dock 71

Orleans, IN 47452






All COM orders will ship at standard lead time from receipt of COM except for orders requiring special custom matched finishes.

4. Fabric Selection - Please supply the following:

Fabric vendor/Pattern name/Pattern color

[For a complete list of JSI Standard and Graded-In Textiles click here](#)

5. Optional Rubber Cushion Nylon Glides - no upcharge

Description	① Model	Specifications				List Price Per Grade	
Club Chair 	HB2911	Dimensions	D	W	H	COM	\$2,206
		Overall	30 ½	28 ½	34 ½	A	\$2,281
		Seat	19 ¼	18 ½	17 ½	B	\$2,425
		Arm			29	COL/C	\$2,678
		Upholstery		Shipping		D	\$3,003
		COM Ydg	6	Ctn Wt	70	E	\$3,329
		COL Sq Ft	120	Cu Ft	31	F	\$3,672
						G	\$4,160
						H	\$4,681
						I	\$5,495
Loveseat 	HB2912	Dimensions	D	W	H	COM	\$2,834
		Overall	30 ½	52 ½	34 ½	A	\$2,938
		Seat	19 ¼	42 ½	17 ½	B	\$3,142
		Arm			29	COL/C	\$3,499
		Upholstery		Shipping		D	\$3,961
		COM Ydg	8 ½	Ctn Wt	95	E	\$4,422
		COL Sq Ft	170	Cu Ft	51	F	\$4,911
						G	\$5,602
						H	\$6,338
						I	\$7,489
Sofa 	HB2913	Dimensions	D	W	H	COM	\$3,614
		Overall	30 ½	76 ½	34 ½	A	\$3,747
		Seat	19 ¼	66 ½	17 ½	B	\$4,013
		Arm			29	COL/C	\$4,477
		Upholstery		Shipping		D	\$5,073
		COM Ydg	11	Ctn Wt	125	E	\$5,672
		COL Sq Ft	220	Cu Ft	74	F	\$6,301
						G	\$7,195
						H	\$8,149
						I	\$9,642

To Order, Specify:

- ① Model Number
- ② Wood Species - Maple (M)
- ③ Wood Finish
- ④ Fabric Selection - vendor, pattern and color
- ⑤ Optional Rubber Cushion Nylon Glides - no upcharge

③ Wood Finish/Color Options:

Maple	
CAG Aged Ash Coordinate	CFO Fossil Coordinate
CAL Ale Light Coordinate	CGR Graphite Coordinate
ALM Ale Medium	HRV Harvest
AUB Auburn	CHL High Line Coordinate
BRL Barley	CKC Khaki Coordinate
CBE Blonde Echo Coordinate	LGC Legacy
CBO Bourbon Light Coordinate	MCH Mocha
BBM Bourbon Medium	NTO Night Owl
CBZ Brazilwood Coordinate	COA Oatmeal Cookie Coordinate
CBG Brighton Light Coordinate	CPI Pinnacle Walnut Coordinate
BRM Brighton Medium	PRL Praline
BUT Butterscotch	SAF Saffron
CIN Cinnamon	SIE Sienna
CLA Classic	CST Studio Teak Coordinate
CCF Coffee Coordinate	TOF Toffee
CLL Collectors	TRF Truffle
CCR Cremello Coordinate	VEN Venetian
EAR Earthy	CVI Vintage Coordinate
ESP Espresso	CWH Walnut Heights Coordinate
FLX Flax	CWE Weathered Ash Coordinate
CFL Florence Walnut Coordinate	

- ④ Visit www.jsifurniture.com/finishes-and-materials/textiles for our textiles program. See selection of standard and graded in manufacturers and patterns.

Specifications

- Wood species - Maple.
- Seat has synthetic sheet webbing with cross strap reinforcement and 3 ½" polyurethane high density foam.
- Back has synthetic sheet webbing and 3 ½" polyurethane high density foam.
- Arms have ½" polyurethane foam.
- Spiral grooved hardwood dowels with corner blocks, glue and screws.
- Standard with rubber cushion metal glides.

Hoopz Order Check List:



Specify:

☐ 1. Model Number

☐ 2. Seat and Back Plastic Color

☐ 3. Fabric Selections - vendor, pattern and color

☐ 4. Metal Frame Color

 A. Tier 1 - no upcharge

 B. Tier 2 - add \$48 list

 C. Tier 3 - add \$93 list




 D. Tier 4 - add \$140 list

Example:

HZ143PA (model #)	DGM (seat & back color)	CHR (metal frame color)
-----------------------------	-----------------------------------	-----------------------------------

1. Model Number	All COM orders will ship at standard lead time from receipt of COM except for orders requiring special custom matched finishes.
2. Seat and Back Plastic Color Options: (seat and back will be the same color) BBM Balanced Beige DGM Dancing Green EWM Extra White HSM Heartstone Gray SRM Stop Red TBM Tricorn Black	4. Metal Frame Color Tier 1: MBK Matte Black CHR Chrome Tier 2: add \$48 list ASL Arctic Silver BWH Bright White PEW Pewter SNK Soft Nickel Tier 3: add \$93 list CAR Carmine Red (RAL3002) SPB Sapphire Blue (RAL4007) LGR Leaf Green (RAL6002) TBL Traffic Blue (RAL5017) PPV Purple Violet (RAL4007) ZYL Zinc Yellow (RAL1018) SIG Signal Orange (RAL2010) Tier 4: add \$140 list BRD Beige Red (RAL3012) SGR Signal Green (RAL6032) COP Copper Brown (RAL8004) SGY Silk Grey (RAL7044) HYL Honey Yellow (RAL1005) SKY Sky Blue(RAL5015) MTQ Mint Turquoise (RAL6033) TQP Turquoise Pastel (RAL6034) OGR Olive Green (RAL6003) TRD Traffic Red (RAL3020) QZG Quartz Grey (RAL7039) MHB Mahogany Brown (RAL8016) SAL Salmon Orange (RAL2012)
3. Fabric Selection - Please supply the following: Fabric vendor/Pattern name/Pattern color For a complete list of JSI Standard and Graded-In Textiles click here When specifying contrasting upholstery, indicate clearly which upholstery is to be applied to the seat and back. Use higher grade pricing. - Indicate direction of fabric - Railroaded or Up the Roll - Please provide illustration, if available All COM orders must include the following: - Vendor's name, pattern name and color - Sample of the fabric attached to order - Model numbers of items for fabric application - Special application instructions (e.g., all stripes will be applied front to back unless specified otherwise) - Customer and purchase order number	

Ship prepaid COM material to: JSI Attn: COM Dept 201 East Martin Street Receiving B, Dock 71 Orleans, IN 47452	Application of fabric: Railroaded Up the Roll
---	---

Description	1 Model	Specifications				List Price Per Grade
Guest Chair, Plastic Perforated Back - Plastic Seat 	HZ143PA • plastic seat • plastic, perforated back • metal frame • load capacity meets or exceeds BIFMA requirements • integrated passive linking glide • stacks 10 high on the floor or 45 on the cart	Dimensions	D	W	H	\$324
		Overall	22	21 ¾	33	
		Seat	16 ¾	17 ½	18	
		Upholstery	Shipping			
			Ctn Wt	13		
			Cu Ft	12		
Guest Chair, Plastic Back with Holes - Plastic Seat 	HZ143HA • plastic seat • plastic, holes back • metal frame • load capacity meets or exceeds BIFMA requirements • integrated passive linking glide • stacks 10 high on the floor or 45 on the cart	Dimensions	D	W	H	\$324
		Overall	22	21 ¾	33	
		Seat	16 ¾	17 ½	18	
		Upholstery	Shipping			
			Ctn Wt	13		
			Cu Ft	12		
Guest Chair, Plastic Perforated Back - Upholstered Seat 	HZ143PC • upholstered seat • plastic, perforated back • metal frame • load capacity meets or exceeds BIFMA requirements • integrated passive linking glide • stacks 10 high on the floor or 10 on the cart	Dimensions	D	W	H	COM \$494
		Overall	22	21 ¾	33	A \$503
		Seat	16 ¾	17 ½	18	B \$521
		Upholstery	Shipping			COL/C \$552
		COM Ydg	¾	Ctn Wt	13	D \$592
		COL Sq Ft	15	Cu Ft	12	E \$632
						F \$695
						G \$760
						H \$833
						I \$944
						J \$1,076
						L1 \$776
						L2 \$853

To Order, Specify:

- 1 Model Number
- 2 Seat and Back Plastic Color
- 3 Fabric Selection - vendor, pattern and color
- 4 Metal Frame Color

Specifications

- Metal frame.
- Load capacity meets or exceeds BIFMA requirements.
- Integrated passive linking glide.

2 Seat and Back Plastic Color Options:


BBM	Balanced Beige
DGM	Dancing Green
EWM	Extra White
HSM	Heartstone Gray
SRM	Stop Red
TBM	Tricorn Black

- 3 Visit www.jsifurniture.com/finishes-and-materials/textiles for our textiles program. See selection of standard and graded in manufacturers and patterns.

4 Metal Frame Tier/Color:

Tier 1:	Tier 2: Add \$48 list
MBK Matte Black	ASL Arctic Silver
CHR Chrome	BWH Bright White
	PEW Pewter
	SNK Soft Nickel


Tier 3: Add \$93 list	Tier 4: add \$140 list
CAR Carmine Red	BRD Beige Red
LGR Leaf Green	SGR Signal Green
PPB Purple Violet	COP Copper Brown
SIG Signal Orange	SGY Silk Grey
SPB Sapphire Blue	HYL Honey Yellow
TBL Traffic Blue	TQP Turquoise Pastel
ZYL Zinc Yellow	MTQ Mint Turquoise
	TRD Traffic Red
	OGP Olive Green
	MHB Mahogany Brown
	QZG Quartz Grey
	SAL Salmon Orange

Description	① Model	Specifications				List Price Per Grade	
<div>Guest Chair, Plastic Back with Holes - Upholstered Seat</div> <div></div>	<div>HZ143HC</div> <div><ul style="list-style-type: none">· upholstered seat· plastic, holes back· metal frame· load capacity meets or exceeds BIFMA requirements· integrated passive linking glide· stacks 10 high on the floor or 10 on the cart</div>	Dimensions	D	W	H	COM	\$494
		Overall	22	21 ¾	33	A	\$503
		Seat	16 ¾	17 ½	18	B	\$521
		Upholstery				COL/C	\$552
		Shipping				D	\$592
		COM Ydg	¾	Ctn Wt	13	E	\$632
		COL Sq Ft	15	Cu Ft	12	F	\$695
						G	\$760
						H	\$833
						I	\$944
				J	\$1,076		
				L1	\$776		
				L2	\$853		

J \$1,076

L1 \$776

L2 \$853

Guest Chair, Fully Upholstered


HZ143D

- upholstered seat
- fully upholstered back
- metal frame
- load capacity meets or exceeds BIFMA requirements
- integrated passive linking glide
- stacks 6 high on the floor or 10 on the cart


Dimensions	D	W	H
Overall	22	21 ¾	33
Seat	16 ¾	17 ½	18
Upholstery		Shipping	
COM Ydg	1 ¼	Ctn Wt	15
COL Sq Ft	23	Cu Ft	12


COM \$593
A \$608
B \$638
COL/C \$689
D \$756
E \$824
F \$927
G \$1,039
H \$1,155
I \$1,341
J \$1,563
L1 \$1,060
L2 \$1,193



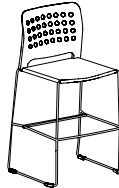

J \$1,563


L1 \$1,060


L2 \$1,193

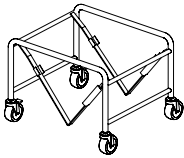
<div>Counter Stool, Plastic Perforated Back - Plastic Seat</div> <div></div>	<div>HZ144PA</div> <ul style="list-style-type: none">• plastic seat• plastic, perforated back• metal frame• load capacity meets or exceeds BIFMA requirements• integrated passive linking glide	Dimensions			\$639	
		Overall	23	21 ¾		39 ¾
		Seat	16 ¾	17 ½		24 ¾
		Upholstery		Shipping		
				Ctn Wt		19
				Cu Ft		14

<div>Counter Stool, Plastic Back with Holes - Plastic Seat</div> <div></div>	<div>HZ144HA</div> <ul style="list-style-type: none">• plastic seat• plastic, holes back• metal frame• load capacity meets or exceeds BIFMA requirements• integrated passive linking glide	<div>Dimensions</div> <div>D</div> <div>W</div> <div>H</div>			<div>\$639</div>
		Overall			
		23			
		21 ¾			
		39 ¾			
		Seat			
16 ¾					
17 ½					
24 ¾					
<div>Upholstery</div>		<div>Shipping</div>			
		Ctn Wt		19	
		Cu Ft		14	

Description	① Model	Specifications				List Price Per Grade		
Counter Stool, Fully Upholstered 	HZ144D <ul style="list-style-type: none">· upholstered seat· fully upholstered back· metal frame· load capacity meets or exceeds BIFMA requirements· integrated passive linking glide	Dimensions		D	W	H	COM	\$916
		Overall		23	21 ¾	39 ¾	A	\$932
		Seat		16 ¾	17 ½	24 ¾	B	\$959
		Upholstery		Shipping			COL/C	\$1,012
		COM Ydg		1 ¼	Ctn Wt	21	D	\$1,079
		COL Sq Ft		23	Cu Ft	14	E	\$1,146
							F	\$1,250
							G	\$1,362
							H	\$1,478
							I	\$1,664
					J	\$1,886		
					L1	\$1,383		
					L2	\$1,516		
Bar Stool, Plastic Perforated Back - Plastic Seat 	HZ148PA <ul style="list-style-type: none">· plastic seat· plastic, perforated back· metal frame· load capacity meets or exceeds BIFMA requirements· integrated passive linking glide	Dimensions		D	W	H	\$639	
		Overall		23	21 ¾	43		
		Seat		16 ¾	17 ½	28		
		Upholstery		Shipping				
				Ctn Wt	25			
				Cu Ft	15			
Bar Stool, Plastic Back with Holes - Plastic Seat 	HZ148HA <ul style="list-style-type: none">· plastic seat· plastic, holes back· metal frame· load capacity meets or exceeds BIFMA requirements· integrated passive linking glide	Dimensions		D	W	H	\$639	
		Overall		23	21 ¾	43		
		Seat		16 ¾	17 ½	28		
		Upholstery		Shipping				
				Ctn Wt	25			
				Cu Ft	15			
Bar Stool, Plastic Perforated Back - Upholstered Seat 	HZ148PC <ul style="list-style-type: none">· upholstered seat· plastic, perforated back· metal frame· load capacity meets or exceeds BIFMA requirements· integrated passive linking glide	Dimensions		D	W	H	COM	\$835
		Overall		23	21 ¾	43	A	\$844
		Upholstery		Shipping			B	\$861
		COM Ydg		¾	Ctn Wt	25	COL/C	\$893
		COL Sq Ft		15	Cu Ft	15	D	\$933
							E	\$973
							F	\$1,034
							G	\$1,102
							H	\$1,172
							I	\$1,282
					J	\$1,416		
					L1	\$1,114		
					L2	\$1,195		

Description	1 Model	Specifications	List Price Per Grade
Bar Stool, Plastic Back with Holes - Upholstered Seat 	HZ148HC • upholstered seat • plastic, holes back • metal frame • load capacity meets or exceeds BIFMA requirements • integrated passive linking glide	Dimensions	COM \$835
		Overall 23 21 ¾ 43	A \$844
		Upholstery	B \$861
		Shipping	COL/C \$893
		COM Ydg ¾ Ctn Wt 25	D \$933
		COL Sq Ft 15 Cu Ft 15	E \$973
			F \$1,034
			G \$1,102
			H \$1,172
			I \$1,282
			J \$1,416
			L1 \$1,114
			L2 \$1,195

Bar Stool, Fully Upholstered 	HZ148D • upholstered seat • fully upholstered back • metal frame • load capacity meets or exceeds BIFMA requirements • integrated passive linking glide	Dimensions	COM \$916
		Overall 23 21 ¾ 43	A \$932
		Seat 16 ¾ 17 ½ 28	B \$959
		Upholstery	COL/C \$1,012
		Shipping	D \$1,079
		COM Ydg 1 ¼ Ctn Wt 27	E \$1,146
		COL Sq Ft 23 Cu Ft 15	F \$1,250
			G \$1,362
			H \$1,478
			I \$1,664
			J \$1,886
			L1 \$1,383
			L2 \$1,516

Description	1 Model	Specifications	List Price Per Grade
Transportation Cart 	HZ140 • welded steal frame • stacks 45 guest chairs • welded steel frame • two locking casters • only available in black • cart accommodates 45 Hoopz Guest chairs • total height with 45 chairs stacked on cart is 7'	Dimensions	\$1,280
		30 26 19	
		Shipping	
		Ctn Wt 40	
		Cu Ft 9	

To Order, Specify:

- 1 Model Number
- 2 Seat and Back Plastic Color
- 3 Fabric Selection - vendor, pattern and color
- 4 Metal Frame Color

Specifications

- Metal frame.
- Load capacity meets or exceeds BIFMA requirements.
- Integrated passive linking glide.

2 Seat and Back Plastic Color Options:

BBM	Balanced Beige
DGM	Dancing Green
EWM	Extra White
HSM	Heartstone Gray
SRM	Stop Red
TBM	Tricorn Black

- 3 Visit www.jsifurniture.com/finishes-and-materials/textiles for our textiles program. See selection of standard and graded in manufacturers and patterns.

4 Metal Frame Tier/Color:

Tier 1:	Tier 2: Add \$48 list
MBK Matte Black	ASL Arctic Silver
CHR Chrome	BWH Bright White
	PEW Pewter
	SNK Soft Nickel

Tier 3: Add \$93 list	Tier 4: add \$140 list
CAR Carmine Red	BRD Beige Red
LGR Leaf Green	SGR Signal Green
PPB Purple Violet	COP Copper Brown
SIG Signal Orange	SGY Silk Grey
SPB Sapphire Blue	HYL Honey Yellow
TBL Traffic Blue	TQP Turquoise Pastel
ZYL Zinc Yellow	MTQ Mint Turquoise
	OGP Olive Green
	TRD Traffic Red
	QZG Quartz Grey
	MHB Mahogany Brown
	SAL Salmon Orange

Indie Seating Order Check List:



- Specify:
- ☐ 1. Model Number
 - ☐ 2. Wood Species - STANDARD Maple (M) - no upcharge, PREMIUM Walnut (W) or White Oak (WK1) - upcharge applies
 - ☐ 3. Wood Finish
 - ☐ 4. Fabric Selection - vendor, pattern and color
 - ☐ 5. Optional Power Center
 - Under Mount (EC30) - Black (B) or White (W); add \$528 list each and indicate left or right arm, optional Graphite (G) cord available, specify and add \$214 list
 - Flush Mount (EC31) - Black (B) or White (W); add \$528 list each and indicate left or right arm, optional Graphite (G) cord available, specify and add \$214 list
 - Arm Mounted Power Block (EC32) - add \$572 list each and indicate left or right arm and cord color; Graphite, Indigo or Yellow
 - ☐ 6. Optional Arm Mounted Knob - add \$120 list each and indicate left or right arm
 - ☐ 7. Optional Arm Mounted Pouch - add \$298 list each and indicate left or right arm
 - ☐ 8. Optional Rubber Cushion Nylon Glides - no upcharge

Example:

INS3262-29 (model #)	M (wood species)	AUB (finish)	MOMENTUM (fabric vendor)	VOX (pattern name)	MYSTIC (pattern color)
-------------------------	---------------------	-----------------	-----------------------------	-----------------------	---------------------------

1. Model Number

2. Wood Species - STANDARD Maple (M), PREMIUM Walnut (W) or White Oak (WK1); upcharge applies

3. Wood Finish/Color Options:

Maple Frame	
CAG Aged Ash Coordinate	CFO Fossil Coordinate
CAL Ale Light Coordinate	CGR Graphite Coordinate
ALM Ale Medium	HRV Harvest
AUB Auburn	CHL High Line Coordinate
BRL Barley	CKC Khaki Coordinate
CBE Blonde Echo Coordinate	LGC Legacy
CBO Bourbon Light Coordinate	MCH Mocha
BBM Bourbon Medium	NTO Night Owl
CBZ Brazilwood Coordinate	COA Oatmeal Cookie Coordinate
CBG Brighton Light Coordinate	CPI Pinnacle Walnut Coordinate
BRM Brighton Medium	PRL Praline
BUT Butterscotch	SAF Saffron
CIN Cinnamon	SIE Sienna
CLA Classic	CST Studio Teak Coordinate
CCF Coffee Coordinate	TOF Toffee
CLL Collectors	TRF Truffle
CCR Cremello Coordinate	VEN Venetian
EAR Earthy	CVI Vintage Coordinate
ESP Espresso	CWH Walnut Heights Coordinate
FLX Flax	CWE Weathered Ash Coordinate
CFL Florence Walnut Coordinate	

Paint Color - Add \$43 list per item

BKD Backdrop	GRV Greek Villa
BFX Black Fox	GLF Gulf Stream
BWH Bright White	HTB Heartthrob
CGP Cargo Pants	NET Network Gray
CHT Chatroom	NWH Nonchalant White
DSY Daisy	PAR Paradise
DRG Daring	QXP Quixotic Plum
DYN Dynamo	RBZ Relic Bronze
ENG Engima	SND Sandbank
FRR French Roast	STM Storm
GBY Georgian Bay	TRC Tricorn Black

*Walnut Frame (upcharge applies)

AUB Auburn	SIE Sienna
ESP Espresso	TOF Toffee
MCH Mocha	TRF Truffle
NTO Night Owl	

*White Oak Frame (upcharge applies)

ACR Acorn	POR Porter
BUF Buff	RYE Rye
BUR Burlap	SAD Saddle
CHE Chestnut	WWO Whitewash
INK Inkwell	

4. Fabric Selection - Please supply the following:
Fabric vendor/Pattern name/Pattern color

[For a complete list of JSI Standard and Graded-In Textiles click here](#)

- Indicate direction of fabric - Railroaded or Up the Roll
- Please provide illustration, if available

*Note: Walnut and White Oak Solid Hardwoods are PREMIUM materials and an upcharge applies. Associated upcharges are located in the bullet points under units where applicable.

All COM orders must include the following:

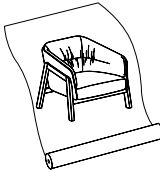

- Vendor's name, pattern name and color
- Sample of the fabric attached to the order
- Model numbers of items for fabric application
- Special application instructions
- Customer and purchase order number

Ship prepaid COM material to:

JSI

Attn: COM Department
201 East Martin Street
Receiving B, Dock 71
Orleans, IN 47452

Application of fabric:
Railroaded Up the Roll



All COM orders will ship at standard lead time from receipt of COM except for orders requiring special custom matched finishes.

5. Power Centers

EC30 - Under Mount

- Frame mounted simplex receptacle and two USB/10' - three prong power cord/factory installed.
- Specify Black (B) or White (W) and add \$528 list each. Indicate left or right arm (as seated). Cord color will match unit unless optional Graphite cord is specified. Add \$214 list for optional Graphite cord.



EC31 - Flush Mount

- Integrated simplex receptacle and two USB/10' - three prong power cord/factory installed
- Specify Black (B) or White (W) and add \$528 list each. Indicate left or right arm (as seated). Cord color will match unit unless optional Graphite cord is specified. Add \$214 list for optional Graphite cord.



EC32 - Arm Mounted Power Block

- Indicate left or right arm (as seated) and add \$572 list each. Specify cord color; Graphite (G), Indigo (I) or Yellow (Y). Power Block will be finished the same as the frame of the chair.



6. **Arm Mounted Knob** - A factory installed arm mounted knob can be specified. Indicate left or right arm (as seated) and add \$120 list each. Knob will be finished the same as the frame of the chair.



7. **Arm Mounted Pouch** - A factory installed arm mounted pouch can be specified. Indicate left or right arm (as seated) and add \$298 list each. Pouch is aniline dye leather



8. Optional Rubber Cushion Nylon Glides - no upcharge

Note: Consider when selecting options.



Pouch and EC32 power cannot be specified on the same arm.



Quickship:

Select models. Lounge Chairs, Rockers, Ottomans, Po **NOW!** and Occasional Tables are available on the quickship program.


Flat Cut, Double Cut Veneer Finishes, as well as the five solid laminate finishes, and the Pure White Solid Surface are available, with only the Maple leg species.

Upholstery Selection

When selecting the upholstery materials, consider the affect the upholstery structure has on the appearance of the comfort wrinkles.



High wool content upholstery, soft pliable vinyl, non-backed upholstery materials may limit the appearance of comfort wrinkles.



Highly structured, thick vinyl, backed non-stretch upholstery materials and leather can increase the appearance of comfort wrinkles.

Note: Large scale and geometric patterns applied over Indie soft contours with false welt details will impact the pattern visual.


Upholstery Detail - False Welt

False Welt - Double fold upholstery seam detail is present on Indie Lounge, Low Lounge and Pouf units.

An integral part of the upholstery application, the false welt creates a defined line while maintaining flexibility for ultimate casual comfort.



Indie Configurations



Indie Tables Order Check List:



Specify:

☐ 1. Model Number

☐ 2. Top Material

a.) Veneer with STANDARD Maple Solid Hardwood Rim

1.) Wood Species - Cherry (CH1), Maple (MA1), Walnut (WA1) or Double Cut (DC1)

2.) Wood Finish

b.) Laminate with STANDARD Maple Solid Hardwood Rim

1.) Laminate Color with finish color matched rim

c.) Walnut Veneer with PREMIUM Walnut Solid Hardwood Rim

1.) Wood Species - Walnut (WW1)

2.) Wood Finish

d.) White Oak Veneer with PREMIUM White Oak Solid Hardwood Rim

1.) Wood Species - White Oak (WK1)

2.) Wood Finish

☐ 3. Leg Species

a.) STANDARD Maple (M)

1.) Wood Finish or Paint Color

b.) PREMIUM Walnut (W) or White Oak (WK1); upcharge applies

1.) Wood Finish

☐ 4. Lamp Shade - Maharam - Mode - Color

☐ 5. Optional Rubber Cushion Nylon Glides - no upcharge

Examples:

INT1919-14TT

WA1

AUB

W

AUB

(model #)

(top material/veneer)

(top material/finish)

(leg species)

(leg finish)

1. Model Number

2. Top Material Selection:

a.) Veneer with STANDARD Maple Solid Hardwood Rim				*c.) Walnut Veneer with PREMIUM Walnut Solid Hardwood Rim			
Flat Cut				Flat Cut			
Cherry (CH1)				Walnut (WW1); upcharge applies			
BRL	Barley	ALM	Ale Medium	AUB	Auburn	SIE	Sienna
BBM	Bourbon Medium	BUT	Butterscotch	ESP	Espresso	TOF	Toffee
BRM	Brighton Medium	CIN	Cinnamon	MCH	Mocha	TRF	Truffle
CLA	Classic	FLX	Flax	NTO	Night Owl		
CLL	Collectors	VEN	Venetian	SIE	Sienna		
EAR	Earthy			TOF	Toffee		
HRV	Harvest			TRF	Truffle		
LGC	Legacy						
PRL	Praline						
SAF	Saffron						
Double Cut (DC1)				*d.) White Oak Veneer with PREMIUM White Oak Solid Hardwood Rim			
COF	Coffee	GRH	Graphite	White Oak (WK1); upcharge applies			
CRM	Cremello	KHK	Khaki	ACR	Acorn	POR	Porter
FOS	Fossil	STU	Studio Teak	BUF	Buff	RYE	Rye
				BUR	Burlap	SAD	Saddle
				CHE	Chestnut	WWO	Whitewash
				INK	Inkwell		
b.) Solid Laminates with STANDARD Maple Solid Hardwood Rim							
ALB	Alabaster	SHD	Shadow				
BBL	Bridal Blanco	SLG	Slate Grey				
DWH	Designer White						

IN6 Indie

3. Legs Species/Finish**Maple (M)**

CAG	Aged Ash Coordinate	CFO	Fossil Coordinate
CAL	Ale Light Coordinate	CGR	Graphite Coordinate
ALM	Ale Medium	HRV	Harvest
AUB	Auburn	CHL	High Line Coordinate
BRL	Barley	CKC	Khaki Coordinate
CBE	Blonde Echo Coordinate	LGC	Legacy
CBO	Bourbon Light Coordinate	MCH	Mocha
BBM	Bourbon Medium	NTO	Night Owl
CBZ	Brazilwood Coordinate	COA	Oatmeal Cookie Coordinate
CBG	Brighton Light Coordinate	CPI	Pinnacle Walnut Coordinate
BRM	Brighton Medium	PRL	Praline
BUT	Butterscotch	SAF	Saffron
CIN	Cinnamon	SIE	Sienna
CLA	Classic	CST	Studio Teak Coordinate
CCF	Coffee Coordinate	TOF	Toffee
CLL	Collectors	TRF	Truffle
CCR	Cremello Coordinate	VEN	Venetian
EAR	Earthy	CVI	Vintage Coordinate
ESP	Espresso	CWH	Walnut Heights Coordinate
FLX	Flax	CWE	Weathered Ash Coordinate
CFL	Florence Walnut Coordinate		

Paint Color - Add \$43 list per item

BKD	Backdrop	GRV	Greek Villa
BFX	Black Fox	GLF	Gulf Stream
BWH	Bright White	HTB	Heartthrob
CGP	Cargo Pants	NET	Network Gray
CHT	Chatroom	NWH	Nonchalant White
DSY	Daisy	PAR	Paradise
DRG	Daring	QXP	Quixotic Plum
DYN	Dynamo	RBZ	Relic Bronze
ENG	Engima	SND	Sandbank
FRR	French Roast	STM	Storm
GBY	Georgian Bay	TRC	Tricorn Black

***Walnut (W) (upcharge applies)**

AUB	Auburn	SIE	Sienna
ESP	Espresso	TOF	Toffee
MCH	Mocha	TRF	Truffle
NTO	Night Owl		

***White Oak (WK1) (upcharge applies)**

ACR	Acorn	POR	Porter
BUF	Buff	RYE	Rye
BUR	Burlap	SAD	Saddle
CHE	Chesnut	WWO	Whitewash
INK	Inkwell		

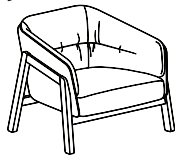
4. Lamp Shade: Maharam/Mode - Color

See www.maharam.com/products for color selection

***Note:** Walnut and White Oak Solid hardwoods are PREMIUM materials and upcharges apply. Associated upcharges can be located within bullet points under units where applicable. A single upcharge listed applies to any combination of premium materials; premium top, premium legs or premium top and legs.

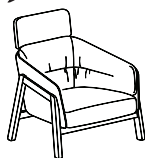
Description	1 Model	Specifications	List Price Per Grade																												
Single Seat	INS3236-29	<table> <tr> <th>Dimensions</th><th>D</th><th>W</th><th>H</th></tr> <tr> <td>Overall</td><td>31 ½</td><td>36</td><td>29 ¼</td></tr> <tr> <td>Seat</td><td>22 ½</td><td>25</td><td>17 ¼</td></tr> <tr> <td>Arm</td><td></td><td></td><td>27</td></tr> <tr> <th>Upholstery</th><th colspan="3">Shipping</th></tr> <tr> <td>COM Ydg</td><td>6</td><td>Ctn Wt</td><td>68</td></tr> <tr> <td>COL Sq Ft</td><td>120</td><td>Cu Ft</td><td>24</td></tr> </table>	Dimensions	D	W	H	Overall	31 ½	36	29 ¼	Seat	22 ½	25	17 ¼	Arm			27	Upholstery	Shipping			COM Ydg	6	Ctn Wt	68	COL Sq Ft	120	Cu Ft	24	COM \$3,015 A \$3,076 B \$3,197 COL/C \$3,410 D \$3,683 E \$3,955 F \$4,378 G \$4,832 H \$5,316 I \$6,073 J \$6,981 L1 \$5,164 L2 \$5,770
Dimensions	D	W	H																												
Overall	31 ½	36	29 ¼																												
Seat	22 ½	25	17 ¼																												
Arm			27																												
Upholstery	Shipping																														
COM Ydg	6	Ctn Wt	68																												
COL Sq Ft	120	Cu Ft	24																												

NOW!



Single Seat with Headrest	INS3236-38	<table> <tr> <th>Dimensions</th><th>D</th><th>W</th><th>H</th></tr> <tr> <td>Overall</td><td>32 ½</td><td>36</td><td>38</td></tr> <tr> <td>Seat</td><td>22 ½</td><td>25</td><td>17 ¼</td></tr> <tr> <td>Arm</td><td></td><td></td><td>27</td></tr> <tr> <th>Upholstery</th><th colspan="3">Shipping</th></tr> <tr> <td>COM Ydg</td><td>6 ½</td><td>Ctn Wt</td><td>78</td></tr> <tr> <td>COL Sq Ft</td><td>130</td><td>Cu Ft</td><td>31</td></tr> </table>	Dimensions	D	W	H	Overall	32 ½	36	38	Seat	22 ½	25	17 ¼	Arm			27	Upholstery	Shipping			COM Ydg	6 ½	Ctn Wt	78	COL Sq Ft	130	Cu Ft	31	COM \$3,379 A \$3,446 B \$3,578 COL/C \$3,806 D \$4,102 E \$4,398 F \$4,856 G \$5,348 H \$5,872 I \$6,693 J \$7,676 L1 \$5,708 L2 \$6,364
Dimensions	D	W	H																												
Overall	32 ½	36	38																												
Seat	22 ½	25	17 ¼																												
Arm			27																												
Upholstery	Shipping																														
COM Ydg	6 ½	Ctn Wt	78																												
COL Sq Ft	130	Cu Ft	31																												

NOW!

**To Order, Specify:**

- Model Number
- Wood Species:
 - STANDARD Maple (M)
 - PREMIUM Walnut (W) - upcharge applies
 - PREMIUM White Oak (WK1) - upcharge applies
- Finish
 - Maple Finish
 - Walnut Finish
 - White Oak Finish
- Fabric Selection - vendor, pattern and color
- Optional Power Centers, see page IN3
- Optional Arm Mounted Knob, add \$120 list each and indicate left or right arm (as seated), see page IN3
- Optional Arm Mounted Pouch, add \$298 list each and indicate left or right arm (as seated), see page IN3
- Optional Rubber Cushion Nylon Glides - no upcharge

Note: EC32 power and pouch cannot be specified on the same arm

Note: Walnut and White Oak Solid hardwoods are PREMIUM materials and upcharges apply. Associated upcharges are located in bullet points under units where applicable.

3 Wood Finish/Color Options:

Maple	
CAG Aged Ash Coordinate	CFO Fossil Coordinate
CAL Ale Light Coordinate	CGR Graphite Coordinate
ALM Ale Medium	HRV Harvest
AUB Auburn	CHL High Line Coordinate
BRL Barley	CKC Khaki Coordinate
CBE Blonde Echo Coordinate	LGC Legacy
CBO Bourbon Light Coordinate	MCH Mocha
BBM Bourbon Medium	NTO Night Owl
CBZ Brazilwood Coordinate	COA Oatmeal Cookie Coordinate
CBG Brighton Light Coordinate	CPI Pinnacle Walnut Coordinate
BRM Brighton Medium	PRL Praline
BUT Butterscotch	SAF Saffron
CIN Cinnamon	SIE Sienna
CLA Classic	CST Studio Teak Coordinate
CCF Coffee Coordinate	TOF Toffee
CLL Collectors	TRF Truffle
CCR Cremello Coordinate	VEN Venetian
EAR Earthy	CVI Vintage Coordinate
ESP Espresso	CWH Walnut Heights Coordinate
FLX Flax	CWE Weathered Ash Coordinate
CFL Florence Walnut Coordinate	

Paint Color - Add \$43 list per item

BKD Backdrop
BFX Black Fox
BWH Bright White
CGP Cargo Pants
CHT Chatroom
DSY Daisy
DRG Daring
DYN Dynamo
ENG Enigma
FRR French Roast
GBY Georgian Bay

GRV Greek Villa
GLF Gulf Stream
HTB Heartthrob
NET Network Gray
NWH Nonchalant White
PAR Paradise
QXP Quixotic Plum
RBZ Relic Bronze
SND Sandbank
STM Storm
TRC Tricorn Black

Walnut

AUB Auburn
ESP Espresso
MCH Mocha
NTO Night Owl

White Oak

ACR Acorn
BUF Buff
BUR Burlap
CHE Chestnut
INK Inkwell


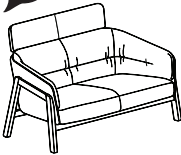
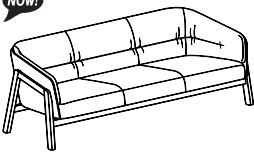
SIE Sienna
TOF Toffee
TRF Truffle

POR Porter
RYE Rye
SAD Saddle
WWO Whitewash

- 4 Visit www.jsifurniture.com/finishes-and-materials/textiles for our textiles program. See selection of standard and graded in manufacturers and patterns.

Specifications

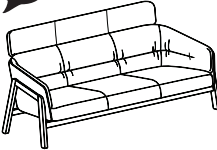
- Inner and outer back frame molded plywood.
- Back has 4 ¼" tapered high density high resilience polyurethane foam.
- Arm has 1 ½" multi-density high resilience polyurethane foam.
- Seat frame is puzzle jointed plywood construction.
- Seat has synthetic sheet webbing and 5" multi-density high resilience polyurethane foam.
- Seat has ½" dacron over wrap for upholstery detailing.
- Solid hardwood frame.
- Mortise and tenon construction with corner blocks, glue and screws.
- Standard with rubber cushion metal glides on leg models.

Description	① Model	Specifications	List Price Per Grade																												
Two Seat 	INS3262-29 · maple frame standard · walnut or white oak frame available, specify and add \$547 list	<table> <tr> <th>Dimensions</th><th>D</th><th>W</th><th>H</th></tr> <tr> <td>Overall</td><td>31 ½</td><td>62</td><td>29 ¼</td></tr> <tr> <td>Seat</td><td>22 ½</td><td>51</td><td>17 ¼</td></tr> <tr> <td>Arm</td><td></td><td></td><td>27</td></tr> <tr> <th>Upholstery</th><th colspan="3">Shipping</th></tr> <tr> <td>COM Ydg</td><td>8</td><td>Ctn Wt</td><td>107</td></tr> <tr> <td>COL Sq Ft</td><td>160</td><td>Cu Ft</td><td>39</td></tr> </table>	Dimensions	D	W	H	Overall	31 ½	62	29 ¼	Seat	22 ½	51	17 ¼	Arm			27	Upholstery	Shipping			COM Ydg	8	Ctn Wt	107	COL Sq Ft	160	Cu Ft	39	COM \$4,200 A \$4,282 B \$4,443 COL/C \$4,726 D \$5,090 E \$5,453 F \$6,017 G \$6,622 H \$7,269 I \$8,277 J \$9,488 L1 \$7,066 L2 \$7,874
Dimensions	D	W	H																												
Overall	31 ½	62	29 ¼																												
Seat	22 ½	51	17 ¼																												
Arm			27																												
Upholstery	Shipping																														
COM Ydg	8	Ctn Wt	107																												
COL Sq Ft	160	Cu Ft	39																												
Two Seat with Headrest 	INS3262-38 · maple frame standard · walnut or white oak frame available, specify and add \$547 list	<table> <tr> <th>Dimensions</th><th>D</th><th>W</th><th>H</th></tr> <tr> <td>Overall</td><td>32 ½</td><td>62</td><td>38</td></tr> <tr> <td>Seat</td><td>22 ½</td><td>51</td><td>17 ¼</td></tr> <tr> <td>Arm</td><td></td><td></td><td>27</td></tr> <tr> <th>Upholstery</th><th colspan="3">Shipping</th></tr> <tr> <td>COM Ydg</td><td>9 ½</td><td>Ctn Wt</td><td>127</td></tr> <tr> <td>COL Sq Ft</td><td>190</td><td>Cu Ft</td><td>50</td></tr> </table>	Dimensions	D	W	H	Overall	32 ½	62	38	Seat	22 ½	51	17 ¼	Arm			27	Upholstery	Shipping			COM Ydg	9 ½	Ctn Wt	127	COL Sq Ft	190	Cu Ft	50	COM \$4,771 A \$4,867 B \$5,059 COL/C \$5,396 D \$5,827 E \$6,258 F \$6,929 G \$7,647 H \$8,414 I \$9,612 J \$11,050 L1 \$8,174 L2 \$9,133
Dimensions	D	W	H																												
Overall	32 ½	62	38																												
Seat	22 ½	51	17 ¼																												
Arm			27																												
Upholstery	Shipping																														
COM Ydg	9 ½	Ctn Wt	127																												
COL Sq Ft	190	Cu Ft	50																												
Three Seat 	INS3288-29 · maple frame standard · walnut or white oak frame available, specify and add \$669 list	<table> <tr> <th>Dimensions</th><th>D</th><th>W</th><th>H</th></tr> <tr> <td>Overall</td><td>31 ½</td><td>88</td><td>29 ¼</td></tr> <tr> <td>Seat</td><td>22 ½</td><td>77</td><td>17 ¼</td></tr> <tr> <td>Arm</td><td></td><td></td><td>27</td></tr> <tr> <th>Upholstery</th><th colspan="3">Shipping</th></tr> <tr> <td>COM Ydg</td><td>10 ¾</td><td>Ctn Wt</td><td>145</td></tr> <tr> <td>COL Sq Ft</td><td>215</td><td>Cu Ft</td><td>55</td></tr> </table>	Dimensions	D	W	H	Overall	31 ½	88	29 ¼	Seat	22 ½	77	17 ¼	Arm			27	Upholstery	Shipping			COM Ydg	10 ¾	Ctn Wt	145	COL Sq Ft	215	Cu Ft	55	COM \$5,091 A \$5,200 B \$5,418 COL/C \$5,797 D \$6,284 E \$6,773 F \$7,532 G \$8,346 H \$9,213 I \$10,569 J \$12,195 L1 \$8,942 L2 \$10,026
Dimensions	D	W	H																												
Overall	31 ½	88	29 ¼																												
Seat	22 ½	77	17 ¼																												
Arm			27																												
Upholstery	Shipping																														
COM Ydg	10 ¾	Ctn Wt	145																												
COL Sq Ft	215	Cu Ft	55																												

NOW!
 Need it.
 JSI Quickship

When ordering Quickship products, place a "Q" in front of model number.
 Example: QINS3236-29

Specification information shown at right.

Description	1 Model	Specifications				List Price Per Grade	
<div>Three Seat with Headrest</div> <div><div>NOW!</div></div>	<div>INS3288-38</div> <div><div>· maple frame standard</div><div>· walnut or white oak frame available, specify and add \$669 list</div></div>	Dimensions	D	W	H	COM	\$5,815
		Overall	32 ½	88	38	A	\$5,946
		Seat	22 ½	77	17 ¼	B	\$6,208
		Arm			27	COL/C	\$6,667
		Upholstery	Shipping			D	\$7,259
		COM Ydg	13	Ctn Wt	175	E	\$7,848
		COL Sq Ft	260	Cu Ft	71	F	\$8,766
						G	\$9,751
						H	\$10,799
						I	\$12,438
				J	\$14,406		
				L1	\$10,471		
				L2	\$11,782		

To Order, Specify:

- Model Number
- Wood Species:
 - STANDARD Maple (M)
 - PREMIUM Walnut (W) - upcharge applies
 - PREMIUM White Oak (WK1) - upcharge applies
- Finish
 - Maple Finish
 - Walnut Finish
 - White Oak Finish
- Fabric Selection - vendor, pattern and color
- Optional Power Centers, see page IN3
- Optional Arm Mounted Knob, add \$120 list each and indicate left or right arm (as seated), see page IN3
- Optional Arm Mounted Pouch, add \$298 list each and indicate left or right arm (as seated), see page IN3
- Optional Rubber Cushion Nylon Glides - no upcharge

Note: EC32 power and pouch cannot be specified on the same arm

Note: Walnut and White Oak Solid hardwoods are PREMIUM materials and upcharges apply. Associated upcharges are located in bullet points under units where applicable.

3 Wood Finish/Color Options:

Maple		
CAG	Aged Ash Coordinate	CFO
CAL	Ale Light Coordinate	CGR
ALM	Ale Medium	HRV
AUB	Auburn	CHL
BRL	Barley	CKC
CBE	Blonde Echo Coordinate	LGC
CBO	Bourbon Light Coordinate	MCH
BBM	Bourbon Medium	NTO
CBZ	Brazilwood Coordinate	COA
CBG	Brighton Light Coordinate	CPI
BRM	Brighton Medium	PRL
BUT	Butterscotch	SAF
CIN	Cinnamon	SIE
CLA	Classic	CST
CCF	Coffee Coordinate	TOF
CLL	Collectors	TRF
CCR	Cremello Coordinate	VEN
EAR	Earthy	CVI
ESP	Espresso	CWH
FLX	Flax	CWE
CFL	Florence Walnut Coordinate	

Paint Color - Add \$43 list per item

BKD	Backdrop	GRV	Greek Villa
BFX	Black Fox	GLF	Gulf Stream
BWH	Bright White	HTB	Hearthrob
CGP	Cargo Pants	NET	Network Gray
CHT	Chatroom	NWH	Nonchalant White
DSY	Daisy	PAR	Paradise
DRG	Daring	QXP	Quixotic Plum
DYN	Dynamo	RBZ	Relic Bronze
ENG	Enigma	SND	Sandbank
FRR	French Roast	STM	Storm
GBY	Georgian Bay	TRC	Tricorn Black

Walnut

AUB	Auburn
ESP	Espresso
MCH	Mocha
NTO	Night Owl



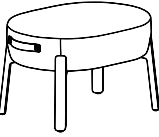
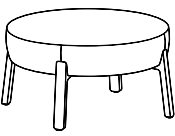
White Oak




ACR	Acorn
BUF	Buff
BUR	Burlap
CHE	Chestnut
INK	Inkwell

- 4 Visit www.jsifurniture.com/finishes-and-materials/textiles for our textiles program. See selection of standard and graded in manufacturers and patterns.

Specifications


- Inner and outer back frame molded plywood.
- Back has 4 ¼" tapered high density high resilience polyurethane foam.
- Arm has 1 ½" multi-density high resilience polyurethane foam.
- Seat frame is puzzle jointed plywood construction.
- Seat has synthetic sheet webbing and 5" multi-density high resilience polyurethane foam.
- Seat has ½" dacron over wrap for upholstery detailing.
- Solid hardwood frame.
- Mortise and tenon construction with corner blocks, glue and screws.
- Standard with rubber cushion metal glides on leg models.

Description	① Model	Specifications	List Price Per Grade																				
Round Ottoman 	INO1717-17RDO · two leather handles · maple legs standard · walnut or white oak legs available, specify and add \$92 list	<table> <tr> <th>Dimensions</th><th>D</th><th>W</th><th>H</th></tr> <tr> <td>Overall</td><td>17</td><td>17</td><td>16 ½</td></tr> <tr> <th>Upholstery</th><th colspan="3">Shipping</th></tr> <tr> <td>COM Ydg</td><td>¾</td><td>Ctn Wt</td><td>17</td></tr> <tr> <td>COL Sq Ft</td><td>14</td><td>Cu Ft</td><td>4</td></tr> </table>	Dimensions	D	W	H	Overall	17	17	16 ½	Upholstery	Shipping			COM Ydg	¾	Ctn Wt	17	COL Sq Ft	14	Cu Ft	4	COM \$1,243 A \$1,251 B \$1,266 COL/C \$1,292 D \$1,327 E \$1,362 F \$1,414 G \$1,471 H \$1,532 I \$1,626 J \$1,740 L1 \$1,482 L2 \$1,550
Dimensions	D	W	H																				
Overall	17	17	16 ½																				
Upholstery	Shipping																						
COM Ydg	¾	Ctn Wt	17																				
COL Sq Ft	14	Cu Ft	4																				
Oval Ottoman 	INO1319-17OVO · two leather handles · maple legs standard · walnut or white oak legs available, specify and add \$92 list	<table> <tr> <th>Dimensions</th><th>D</th><th>W</th><th>H</th></tr> <tr> <td>Overall</td><td>13</td><td>19</td><td>16 ½</td></tr> <tr> <th>Upholstery</th><th colspan="3">Shipping</th></tr> <tr> <td>COM Ydg</td><td>¾</td><td>Ctn Wt</td><td>16</td></tr> <tr> <td>COL Sq Ft</td><td>14</td><td>Cu Ft</td><td>4</td></tr> </table>	Dimensions	D	W	H	Overall	13	19	16 ½	Upholstery	Shipping			COM Ydg	¾	Ctn Wt	16	COL Sq Ft	14	Cu Ft	4	COM \$1,244 A \$1,252 B \$1,267 COL/C \$1,293 D \$1,328 E \$1,363 F \$1,415 G \$1,472 H \$1,533 I \$1,627 J \$1,741 L1 \$1,483 L2 \$1,552
Dimensions	D	W	H																				
Overall	13	19	16 ½																				
Upholstery	Shipping																						
COM Ydg	¾	Ctn Wt	16																				
COL Sq Ft	14	Cu Ft	4																				
Oval Ottoman 	INO1925-17OVO · two leather handles · maple legs standard · walnut or white oak legs available, specify and add \$92 list	<table> <tr> <th>Dimensions</th><th>D</th><th>W</th><th>H</th></tr> <tr> <td>Overall</td><td>19</td><td>25</td><td>16 ½</td></tr> <tr> <th>Upholstery</th><th colspan="3">Shipping</th></tr> <tr> <td>COM Ydg</td><td>1</td><td>Ctn Wt</td><td>25</td></tr> <tr> <td>COL Sq Ft</td><td>18</td><td>Cu Ft</td><td>6</td></tr> </table>	Dimensions	D	W	H	Overall	19	25	16 ½	Upholstery	Shipping			COM Ydg	1	Ctn Wt	25	COL Sq Ft	18	Cu Ft	6	COM \$1,352 A \$1,363 B \$1,384 COL/C \$1,419 D \$1,463 E \$1,510 F \$1,580 G \$1,656 H \$1,736 I \$1,863 J \$2,014 L1 \$1,670 L2 \$1,762
Dimensions	D	W	H																				
Overall	19	25	16 ½																				
Upholstery	Shipping																						
COM Ydg	1	Ctn Wt	25																				
COL Sq Ft	18	Cu Ft	6																				
Round Ottoman 	INO2727-17RDO · maple legs standard · walnut or white oak legs available, specify and add \$92 list	<table> <tr> <th>Dimensions</th><th>D</th><th>W</th><th>H</th></tr> <tr> <td>Overall</td><td>27</td><td>27</td><td>16 ½</td></tr> <tr> <th>Upholstery</th><th colspan="3">Shipping</th></tr> <tr> <td>COM Ydg</td><td>1 ¼</td><td>Ctn Wt</td><td>38</td></tr> <tr> <td>COL Sq Ft</td><td>23</td><td>Cu Ft</td><td>10</td></tr> </table>	Dimensions	D	W	H	Overall	27	27	16 ½	Upholstery	Shipping			COM Ydg	1 ¼	Ctn Wt	38	COL Sq Ft	23	Cu Ft	10	COM \$1,532 A \$1,545 B \$1,570 COL/C \$1,615 D \$1,670 E \$1,728 F \$1,815 G \$1,911 H \$2,012 I \$2,169 J \$2,358 L1 \$1,930 L2 \$2,043
Dimensions	D	W	H																				
Overall	27	27	16 ½																				
Upholstery	Shipping																						
COM Ydg	1 ¼	Ctn Wt	38																				
COL Sq Ft	23	Cu Ft	10																				

Description	① Model	Specifications	List Price Per Grade																								
Single Seat Mini Low Lounge 	INS3119-25 · maple legs standard · walnut or white oak frame available, specify and add \$323 list	<table> <tr> <th>Dimensions</th><th>D</th><th>W</th><th>H</th></tr> <tr> <td>Overall</td><td>31</td><td>19</td><td>25</td></tr> <tr> <td>Seat</td><td>18</td><td>19</td><td>14 ½</td></tr> <tr> <th>Upholstery</th><th colspan="3">Shipping</th></tr> <tr> <td>COM Ydg</td><td>2</td><td>Ctn Wt</td><td>39</td></tr> <tr> <td>COL Sq Ft</td><td>42</td><td>Cu Ft</td><td>18</td></tr> </table>	Dimensions	D	W	H	Overall	31	19	25	Seat	18	19	14 ½	Upholstery	Shipping			COM Ydg	2	Ctn Wt	39	COL Sq Ft	42	Cu Ft	18	COM \$1,503 A \$1,523 B \$1,564 COL/C \$1,635 D \$1,726 E \$1,816 F \$1,957 G \$2,109 H \$2,270 I \$2,523 J \$2,826 L1 \$2,220 L2 \$2,421
Dimensions	D	W	H																								
Overall	31	19	25																								
Seat	18	19	14 ½																								
Upholstery	Shipping																										
COM Ydg	2	Ctn Wt	39																								
COL Sq Ft	42	Cu Ft	18																								
Single Seat Low Lounge 	INS3627-27 · maple frame standard · walnut or white oak frame available, specify and add \$323 list	<table> <tr> <th>Dimensions</th><th>D</th><th>W</th><th>H</th></tr> <tr> <td>Overall</td><td>36</td><td>27</td><td>27</td></tr> <tr> <td>Seat</td><td>23</td><td>27</td><td>14 ½</td></tr> <tr> <th>Upholstery</th><th colspan="3">Shipping</th></tr> <tr> <td>COM Ydg</td><td>3 ¾</td><td>Ctn Wt</td><td>52</td></tr> <tr> <td>COL Sq Ft</td><td>90</td><td>Cu Ft</td><td>19</td></tr> </table>	Dimensions	D	W	H	Overall	36	27	27	Seat	23	27	14 ½	Upholstery	Shipping			COM Ydg	3 ¾	Ctn Wt	52	COL Sq Ft	90	Cu Ft	19	COM \$1,921 A \$1,960 B \$2,036 COL/C \$2,169 D \$2,339 E \$2,509 F \$2,773 G \$3,058 H \$3,360 I \$3,833 J \$4,401 L1 \$3,568 L2 \$4,023
Dimensions	D	W	H																								
Overall	36	27	27																								
Seat	23	27	14 ½																								
Upholstery	Shipping																										
COM Ydg	3 ¾	Ctn Wt	52																								
COL Sq Ft	90	Cu Ft	19																								
Two Seat Low Lounge 	INS3653-27 · maple frame standard · walnut or white oak frame available, specify and add \$426 list	<table> <tr> <th>Dimensions</th><th>D</th><th>W</th><th>H</th></tr> <tr> <td>Overall</td><td>36</td><td>53</td><td>27</td></tr> <tr> <td>Seat</td><td>23</td><td>53</td><td>14 ½</td></tr> <tr> <th>Upholstery</th><th colspan="3">Shipping</th></tr> <tr> <td>COM Ydg</td><td>7</td><td>Ctn Wt</td><td>107</td></tr> <tr> <td>COL Sq Ft</td><td>168</td><td>Cu Ft</td><td>35</td></tr> </table>	Dimensions	D	W	H	Overall	36	53	27	Seat	23	53	14 ½	Upholstery	Shipping			COM Ydg	7	Ctn Wt	107	COL Sq Ft	168	Cu Ft	35	COM \$3,096 A \$3,167 B \$3,309 COL/C \$3,556 D \$3,873 E \$4,192 F \$4,686 G \$5,215 H \$5,781 I \$6,663 J \$7,722 L1 \$6,168 L2 \$7,016
Dimensions	D	W	H																								
Overall	36	53	27																								
Seat	23	53	14 ½																								
Upholstery	Shipping																										
COM Ydg	7	Ctn Wt	107																								
COL Sq Ft	168	Cu Ft	35																								

NOW!
 Need it.
 JSI Quickship

When ordering Quickship products, place a "Q" in front of model number.
 Example: QINS3236-29

Description	1 Model	Specifications	List Price Per Grade
Two Seat Elbow Low Lounge 	INS4458-27 · maple frame standard · walnut or white oak frame available, specify and add \$547 list	Dimensions	COM \$3,947
		Overall 44 ½ 58 ½ 27	A \$4,019
		Seat 23 53 14 ½	B \$4,160
		Upholstery	COL/C \$4,407
		Shipping	D \$4,725
		COM Ydg 7 Ctn Wt 118	E \$5,044
		COL Sq Ft 168 Cu Ft 47	F \$5,538
			G \$6,067
			H \$6,633
			I \$7,515
			J \$8,574
			L1 \$7,020
			L2 \$7,868

To Order, Specify:

- 1 Model Number
- 2 Wood Species:
 - a.) STANDARD Maple (M)
 - b.) PREMIUM Walnut (W) - upcharge applies
 - c.) PREMIUM White Oak (WK1) - upcharge applies
- 3 Finish
 - a.) Maple Finish
 - b.) Walnut Finish
 - c.) White Oak Finish
- 4 Fabric Selection - vendor, pattern and color
- 5 Optional Power Centers, see page IN3
- 6 Optional Rubber Cushion Nylon Glides - no upcharge

3 Wood Finish/Color Options:

Maple		Walnut	
CAG	Aged Ash Coordinate	AUB	Auburn
CAL	Ale Light Coordinate	ESP	Espresso
ALM	Ale Medium	MCH	Mocha
AUB	Auburn	NTO	Night Owl
BRL	Barley		
CBE	Blonde Echo Coordinate	White Oak	
CBO	Bourbon Light Coordinate	ACR	Acorn
BBM	Bourbon Medium	BUF	Buff
CBZ	Brazilwood Coordinate	BUR	Burlap
CBG	Brighton Light Coordinate	CHE	Chestnut
BRM	Brighton Medium	INK	Inkwell
BUT	Butterscotch		
CIN	Cinnamon		
CLA	Classic		
CCF	Coffee Coordinate		
CLL	Collectors		
CCR	Cremello Coordinate		
EAR	Earthy		
ESP	Espresso		
FLX	Flax		
CFL	Florence Walnut Coordinate		

Paint Color - Add \$43 list per item

BKD	Backdrop	GRV	Greek Villa
BFX	Black Fox	GLF	Gulf Stream
BWH	Bright White	HTB	Hearthrob
CGP	Cargo Pants	NET	Network Gray
CHT	Chatroom	NWH	Nonchalant White
DSY	Daisy	PAR	Paradise
DRG	Daring	QXP	Quixotic Plum
DYN	Dynamo	RBZ	Relic Bronze
ENG	Enigma	SND	Sandbank
FRR	French Roast	STM	Storm
GBY	Georgian Bay	TRC	Tricorn Black

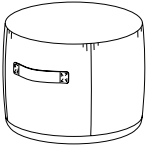
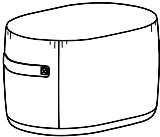
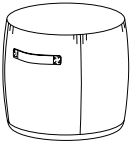
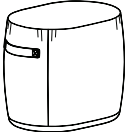
		SIE	Sienna
		TOF	Toffee
		TRF	Truffle
		POR	Porter
		RYE	Rye
		SAD	Saddle
		WWO	Whitewash

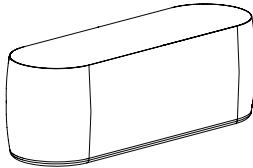
- 4 Visit www.jsifurniture.com/finishes-and-materials/textiles for our textiles program. See selection of standard and graded in manufacturers and patterns.

Specifications

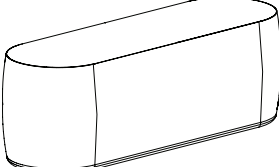
- Frame is puzzle jointed plywood construction.
- Back has synthetic sheet webbing and 5" high density high resilience polyurethane foam.
- Seat has synthetic sheet webbing and 7" multi-density high resilience polyurethane foam.
- Seat and back have 2" dacron over wrap for upholstery detailing.
- Solid hardwood frame.
- Mortise and tenon construction with corner blocks, glue and screws.
- Standard with rubber cushion metal glides.

Note: Walnut and White Oak Solid hardwoods are PREMIUM materials and upcharges apply. Associated upcharges are located in bullet points under units where applicable.

Description	① Model	Specifications	List Price Per Grade																				
Round Pouf 	INP1818-12RDP · two leather handles	<table> <tr> <th>Dimensions</th><th>D</th><th>W</th><th>H</th></tr> <tr> <td>Overall</td><td>18</td><td>18</td><td>12</td></tr> <tr> <th>Upholstery</th><th colspan="3">Shipping</th></tr> <tr> <td>COM Ydg</td><td>1</td><td>Ctn Wt</td><td>22</td></tr> <tr> <td>COL Sq Ft</td><td>18</td><td>Cu Ft</td><td>3</td></tr> </table>	Dimensions	D	W	H	Overall	18	18	12	Upholstery	Shipping			COM Ydg	1	Ctn Wt	22	COL Sq Ft	18	Cu Ft	3	COM \$804 A \$814 B \$834 COL/C \$870 D \$915 E \$961 F \$1,032 G \$1,107 H \$1,188 I \$1,314 J \$1,465 L1 \$1,122 L2 \$1,213
Dimensions	D	W	H																				
Overall	18	18	12																				
Upholstery	Shipping																						
COM Ydg	1	Ctn Wt	22																				
COL Sq Ft	18	Cu Ft	3																				
Oval Pouf 	INP1319-120VP · two leather handles	<table> <tr> <th>Dimensions</th><th>D</th><th>W</th><th>H</th></tr> <tr> <td>Overall</td><td>13</td><td>19</td><td>12</td></tr> <tr> <th>Upholstery</th><th colspan="3">Shipping</th></tr> <tr> <td>COM Ydg</td><td>1</td><td>Ctn Wt</td><td>19</td></tr> <tr> <td>COL Sq Ft</td><td>18</td><td>Cu Ft</td><td>3</td></tr> </table>	Dimensions	D	W	H	Overall	13	19	12	Upholstery	Shipping			COM Ydg	1	Ctn Wt	19	COL Sq Ft	18	Cu Ft	3	COM \$790 A \$801 B \$821 COL/C \$856 D \$902 E \$948 F \$1,017 G \$1,094 H \$1,174 I \$1,301 J \$1,451 L1 \$1,108 L2 \$1,199
Dimensions	D	W	H																				
Overall	13	19	12																				
Upholstery	Shipping																						
COM Ydg	1	Ctn Wt	19																				
COL Sq Ft	18	Cu Ft	3																				
Round Pouf 	INP1818-17RDP · two leather handles	<table> <tr> <th>Dimensions</th><th>D</th><th>W</th><th>H</th></tr> <tr> <td>Overall</td><td>18</td><td>18</td><td>16 ½</td></tr> <tr> <th>Upholstery</th><th colspan="3">Shipping</th></tr> <tr> <td>COM Ydg</td><td>1 ¼</td><td>Ctn Wt</td><td>26</td></tr> <tr> <td>COL Sq Ft</td><td>23</td><td>Cu Ft</td><td>4</td></tr> </table>	Dimensions	D	W	H	Overall	18	18	16 ½	Upholstery	Shipping			COM Ydg	1 ¼	Ctn Wt	26	COL Sq Ft	23	Cu Ft	4	COM \$851 A \$865 B \$889 COL/C \$934 D \$990 E \$1,048 F \$1,135 G \$1,230 H \$1,330 I \$1,488 J \$1,678 L1 \$1,249 L2 \$1,363
Dimensions	D	W	H																				
Overall	18	18	16 ½																				
Upholstery	Shipping																						
COM Ydg	1 ¼	Ctn Wt	26																				
COL Sq Ft	23	Cu Ft	4																				
Oval Pouf 	INP1319-170VP · two leather handles	<table> <tr> <th>Dimensions</th><th>D</th><th>W</th><th>H</th></tr> <tr> <td>Overall</td><td>13</td><td>19</td><td>16 ½</td></tr> <tr> <th>Upholstery</th><th colspan="3">Shipping</th></tr> <tr> <td>COM Ydg</td><td>1 ¼</td><td>Ctn Wt</td><td>23</td></tr> <tr> <td>COL Sq Ft</td><td>23</td><td>Cu Ft</td><td>4</td></tr> </table>	Dimensions	D	W	H	Overall	13	19	16 ½	Upholstery	Shipping			COM Ydg	1 ¼	Ctn Wt	23	COL Sq Ft	23	Cu Ft	4	COM \$820 A \$833 B \$857 COL/C \$903 D \$959 E \$1,016 F \$1,104 G \$1,199 H \$1,300 I \$1,457 J \$1,646 L1 \$1,218 L2 \$1,331
Dimensions	D	W	H																				
Overall	13	19	16 ½																				
Upholstery	Shipping																						
COM Ydg	1 ¼	Ctn Wt	23																				
COL Sq Ft	23	Cu Ft	4																				

Description	① Model	Specifications			List Price Per Grade	
<div>Oval Bench</div> <div><div>Now!</div></div>	INB1855-190VB	Dimensions	D	W	H	COM \$1,858
		Overall	20	60	19	A \$1,889
		Upholstery		Shipping		B \$1,951
		COM Ydg	3	Ctn Wt	109	COL/C \$2,056
		COL Sq Ft	66	Cu Ft	13	D \$2,191
						E \$2,329
						F \$2,540
						G \$2,767
						H \$3,009
						I \$3,387
				J \$3,842		
				L1 \$2,934		
				L2 \$3,236		

Oval Bench



INB1860-190VB

Dimensions	D	W	H
Overall	20	66	19
Upholstery		Shipping	
COM Ydg	3 ½	Ctn Wt	113
COL Sq Ft	77	Cu Ft	15

COM \$1,928

A \$1,962

B \$2,034

COL/C \$2,158

D \$2,316

E \$2,476

F \$2,723

G \$2,987

H \$3,270

I \$3,711

J \$4,241

L1 \$3,182

L2 \$3,535

To Order, Specify:

- ① Model Number
- ② Wood Species - Birch (B)
- ③ Finish
- ④ Fabric Selection - vendor, pattern and color
- ⑤ Optional Rubber Cushion Nylon Glides - no upcharge

③ Wood Finish/Color Options:

ACR Acorn	CFO Fossil Coordinate
CAG Aged Ash Coordinate	CGR Graphite Coordinate
CAL Ale Light Coordinate	HRV Harvest
ALM Ale Medium	CHL High Line Coordinate
AUB Auburn	INK Inkwell
BRL Barley	CKC Khaki Coordinate
CBE Blonde Echo Coordinate	LGC Legacy
CBO Bourbon Light Coordinate	MCH Mocha
BBM Bourbon Medium	NTO Night Owl
CBZ Brazilwood Coordinate	COA Oatmeal Cook Coordinate
CBG Bright Light Coordinate	CPI Pinnacle Walnut Coordinate
BRM Brighton Medium	POR Porter
BUF Buff	PRL Praline
BUR Burlap	RYE Rye
BUT Butterscotch	SAD Saddle
CHE Chestnut	SAF Saffron
CIN Cinnamon	SIE Sienna
CLA Classic	CST Studio Teak Coordinate
CCF Coffee Coordinate	TOF Toffee
CLL Collectors	TRF Truffle
CCR Cremello Coordinate	VEN Venetian
EAR Earthy	CVI Vintage Coordinate
ESP Espresso	CWH Walnut Heights Coordinate
FLX Flax	CWE Weathered Ash Coordinate
CFL Florence Walnut Coordinate	WWO Whitewash

Paint Color - Add \$43 list per item

BKD Backdrop	GRV Greek Villa
BFX Black Fox	GLF Gulf Stream
BWH Bright White	HTB Heartthrob
CGP Cargo Pants	NET Network Gray
CHT Chatroom	NWH Nonchalant White
DSY Daisy	PAR Paradise
DRG Daring	QXP Quixotic Plum
DYN Dynamo	RBZ Relic Bronze
ENG Enigma	SND Sandbank
FRR French Roast	STM Storm
GBY Georgian Bay	TRC Tricorn Black

- ④ Visit www.jsifurniture.com/finishes-and-materials/textiles for our textiles program. See selection of standard and graded in manufacturers and patterns.

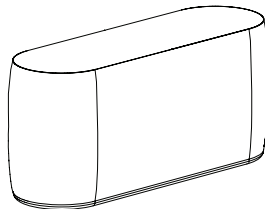
Specifications

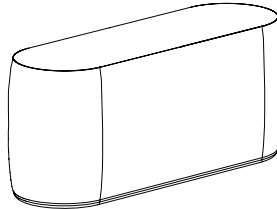
- Frame is puzzle jointed plywood construction.
- Seat has 5" high density high resilience polyurethane foam.
- Seat has 2" dacron over wrap for upholstery detailing.
- Solid birch plywood base.
- Standard with rubber cushion metal glides.
- Aniline dye leather handles with sewn reinforced gussets.

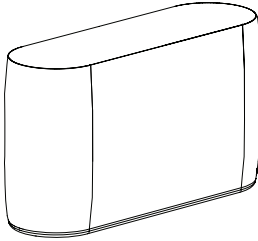
Need it.

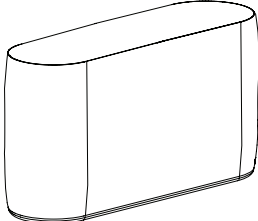
JSI Quickship

When ordering Quickship products, place a "Q" in front of model number.
Example: QINS3236-29

Description	① Model	Specifications				List Price Per Grade			
<div>Oval Bench</div> <div>NOW!</div> 	INB1855-250VB	Dimensions		D	W	H	COM	\$2,005	
		Overall		20	60	25	A	\$2,041	
		Upholstery		Shipping			B	\$2,112	
		COM Ydg		3 ½	Ctn Wt	124	COL/C	\$2,235	
		COL Sq Ft		77	Cu Ft	17	D	\$2,394	
								E	\$2,554
								F	\$2,801
								G	\$3,066
								H	\$3,349
								I	\$3,789
								J	\$4,319
								L1	\$3,260
								L2	\$3,613

<div>Oval Bench</div> <div>NOW!</div> 	INB1860-250VB	Dimensions		D	W	H	COM	\$2,078	
		Overall		20	66	25	A	\$2,119	
		Upholstery		Shipping			B	\$2,200	
		COM Ydg		4	Ctn Wt	129	COL/C	\$2,341	
		COL Sq Ft		92	Cu Ft	19	D	\$2,523	
								E	\$2,705
								F	\$2,986
								G	\$3,289
								H	\$3,612
								I	\$4,116
								J	\$4,721
								L1	\$3,510
								L2	\$3,915

Description	1 Model	Specifications				List Price Per Grade	
Oval Bench 	INB1855-310VB	Dimensions	D	W	H	COM	\$2,329
		Overall	20	60	31	A	\$2,382
		Upholstery	Shipping			B	\$2,488
		COM Ydg	5 ¼	Ctn Wt	143	COL/C	\$2,673
		COL Sq Ft	132	Cu Ft	21	D	\$2,912
						E	\$3,151
						F	\$3,521
						G	\$3,919
						H	\$4,342
						I	\$5,005
						J	\$5,799
						L1	\$4,210
						L2	\$4,739

Oval Bench 	INB1860-310VB	Dimensions	D	W	H	COM	\$2,355
		Overall	20	66	31	A	\$2,414
		Upholstery	Shipping			B	\$2,529
		COM Ydg	5 ¾	Ctn Wt	148	COL/C	\$2,733
		COL Sq Ft	144	Cu Ft	23	D	\$2,995
						E	\$3,255
						F	\$3,662
						G	\$4,096
						H	\$4,561
						I	\$5,285
						J	\$6,156
						L1	\$4,416
						L2	\$4,995

To Order, Specify:

- 1 Model Number
- 2 Wood Species - Birch (B)
- 3 Finish
- 4 Fabric Selection - vendor, pattern and color
- 5 Optional Rubber Cushion Nylon Glides - no upcharge

3 Wood Finish/Color Options:

ACR Acorn	CFO Fossil Coordinate
CAG Aged Ash Coordinate	CGR Graphite Coordinate
CAL Ale Light Coordinate	HRV Harvest
ALM Ale Medium	CHL High Line Coordinate
AUB Auburn	INK Inkwell
BRL Barley	CKC Khaki Coordinate
CBE Blonde Echo Coordinate	LGC Legacy
CBO Bourbon Light Coordinate	MCH Mocha
BBM Bourbon Medium	NTD Night Owl
CBZ Brazilwood Coordinate	COA Oatmeal Cook Coordinate
CBG Bright Light Coordinate	CPI Pinnacle Walnut Coordinate
BRM Brighton Medium	POR Porter
BUF Buff	PRL Praline
BUR Burlap	RYE Rye
BUT Butterscotch	SAD Saddle
CHE Chestnut	SAF Saffron
CIN Cinnamon	SIE Sienna
CLA Classic	CST Studio Teak Coordinate
CCF Coffee Coordinate	TOF Toffee
CLL Collectors	TRF Truffle
CCR Cremello Coordinate	VEN Venetian
EAR Earthy	CVI Vintage Coordinate
ESP Espresso	CWH Walnut Heights Coordinate
FLX Flax	CWE Weathered Ash Coordinate
CFL Florence Walnut Coordinate	WWO Whitewash

Paint Color - Add \$43 list per item

BKD Backdrop	GRV Greek Villa
BFX Black Fox	GLF Gulf Stream
BWH Bright White	HTB Heartthrob
CGP Cargo Pants	NET Network Gray
CHT Chatroom	NWH Nonchalant White
DSY Daisy	PAR Paradise
DRG Daring	QXP Quixotic Plum
DYN Dynamo	RBZ Relic Bronze
ENG Enigma	SND Sandbank
FRR French Roast	STM Storm
GBY Georgian Bay	TRC Tricorn Black

- 4 Visit www.jsifurniture.com/finishes-and-materials/textiles for our textiles program. See selection of standard and graded in manufacturers and patterns.

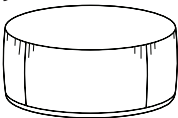
Specifications

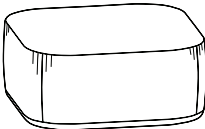
- Frame is puzzle jointed plywood construction.
- Seat has 5" high density high resilience polyurethane foam.
- Seat has 2" dacron over wrap for upholstery detailing.
- Solid birch plywood base.
- Standard with rubber cushion metal glides.
- Aniline dye leather handles with sewn reinforced gussets.

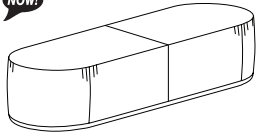
Need it.

JSI Quickship

When ordering Quickship products, place a "Q" in front of model number.
Example: QINS3236-29

Description	① Model	Specifications				List Price Per Grade	
<div>Round Pouf</div> <div><div>NOW!</div></div>	INP2727-12RDP	Dimensions	D	W	H	COM	\$1,201
		Overall	27	27	12	A	\$1,217
		Upholstery	Shipping			B	\$1,246
		COM Ydg	1 ½	Ctn Wt	52	COL/C	\$1,300
		COL Sq Ft	27	Cu Ft	7	D	\$1,367
						E	\$1,436
				F	\$1,542		
				G	\$1,655		
				H	\$1,776		
				I	\$1,965		
				J	\$2,192		
				L1	\$1,678		
				L2	\$1,814		

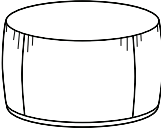
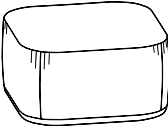
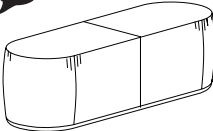
<div>Square Pouf</div> <div><div>NOW!</div></div>	INP2727-12SQP	Dimensions	D	W	H	COM	\$1,202
		Overall	27	27	12	A	\$1,218
		Upholstery	Shipping			B	\$1,247
		COM Ydg	1 ½	Ctn Wt	61	COL/C	\$1,301
		COL Sq Ft	27	Cu Ft	7	D	\$1,368
						E	\$1,437
				F	\$1,543		
				G	\$1,656		
				H	\$1,777		
				I	\$1,966		
				J	\$2,194		
				L1	\$1,679		
				L2	\$1,815		

<div>Oval Pouf</div> <div><div>NOW!</div></div>	INP1855-120VP	Dimensions	D	W	H	COM	\$1,727
		Overall	18	55	12	A	\$1,748
		Upholstery	Shipping			B	\$1,788
		COM Ydg	2	Ctn Wt	88	COL/C	\$1,859
		COL Sq Ft	36	Cu Ft	9	D	\$1,951
						E	\$2,041
				F	\$2,182		
				G	\$2,333		
				H	\$2,494		
				I	\$2,747		
				J	\$3,049		
				L1	\$2,363		
				L2	\$2,545		

NOW!
Need it.
JSI Quickship

When ordering Quickship products, place a "Q" in front of model number.
Example: QINS3236-29

Specification information shown at right.

Description		① Model	Specifications				List Price Per Grade	
<div>Round Pouf</div> <div><div>NOW!</div></div>	INP2727-17RDP	Dimensions	D	W	H	COM	\$1,246	
		Overall	27	27	16½	A	\$1,265	
		Upholstery	Shipping			B	\$1,301	
		COM Ydg	1¾	Ctn Wt	60	COL/C	\$1,362	
		COL Sq Ft	32	Cu Ft	9	D	\$1,440	
						E	\$1,521	
						F	\$1,644	
<div>Square Pouf</div> <div><div>NOW!</div></div>	INP2727-17SQP	Dimensions	D	W	H	COM	\$1,247	
		Overall	27	27	16½	A	\$1,266	
		Upholstery	Shipping			B	\$1,302	
		COM Ydg	1¾	Ctn Wt	72	COL/C	\$1,363	
		COL Sq Ft	32	Cu Ft	9	D	\$1,441	
						E	\$1,522	
						F	\$1,645	
<div>Oval Pouf</div> <div><div>NOW!</div></div>	INP1855-170VP	Dimensions	D	W	H	COM	\$1,789	
		Overall	18	55	16½	A	\$1,812	
		Upholstery	Shipping			B	\$1,858	
		COM Ydg	2¼	Ctn Wt	97	COL/C	\$1,937	
		COL Sq Ft	41	Cu Ft	12	D	\$2,040	
						E	\$2,142	
						F	\$2,300	
						G	\$2,472	
						H	\$2,652	
						I	\$2,936	
						J	\$3,277	
						L1	\$2,504	
						L2	\$2,709	

To Order, Specify:

- ① Model Number
- ② Wood Species - Birch (B)
- ③ Finish
- ④ Fabric Selection - vendor, pattern and color
- ⑤ Optional Rubber Cushion Nylon Glides - no upcharge

③ Wood Finish/Color Options:

ACR	Acorn	CFO	Fossil Coordinate
CAG	Aged Ash Coordinate	CGR	Graphite Coordinate
CAL	Ale Light Coordinate	HRV	Harvest
ALM	Ale Medium	CHL	High Line Coordinate
AUB	Auburn	INK	Inkwell
BRL	Barley	CKC	Khaki Coordinate
CBE	Blonde Echo Coordinate	LGC	Legacy
CBO	Boubon Light Coordinate	MCH	Mocha
BBM	Bourbon Medium	NTD	Night Owl
CBZ	Brazilwood Coordinate	COA	Oatmeal Cook Coordinate
CBG	Bright Light Coordinate	CPI	Pinnacle Walnut Coordinate
BRM	Brighton Medium	POR	Porter
BUF	Buff	PRL	Praline
BUR	Burlap	RYE	Rye
BUT	Butterscotch	SAD	Saddle
CHE	Chestnut	SAF	Saffron
CIN	Cinnamon	SIE	Sienna
CLA	Classic	CST	Studio Teak Coordinate
CCF	Coffee Coordinate	TOF	Toffee
CLL	Collectors	TRF	Truffle
CCR	Cremello Coordinate	VEN	Venetian
EAR	Earthy	CVI	Vintage Coordinate
ESP	Espresso	CWH	Walnut Heights Coordinate
FLX	Flax	CWE	Weathered Ash Coordinate
CFL	Florence Walnut Coordinate	WWO	Whitewash

Paint Color - Add \$43 list per item

BKD	Backdrop	GRV	Greek Villa
BFX	Black Fox	GLF	Gulf Stream
BWH	Bright White	HTB	Heartthrob
CGP	Cargo Pants	NET	Network Gray
CHT	Chatroom	NWH	Nonchalant White
DSY	Daisy	PAR	Paradise
DRG	Daring	QXP	Quixotic Plum
DYN	Dynamo	RBZ	Relic Bronze
ENG	Enigma	SND	Sandbank
FRR	French Roast	STM	Storm
GBY	Georgian Bay	TRC	Tricorn Black

④ Visit www.jsifurniture.com/finishes-and-materials/textiles for our textiles program. See selection of standard and graded in manufacturers and patterns.

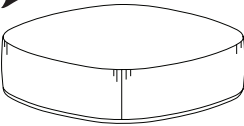
Specifications

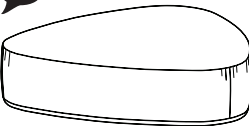
- Frame is puzzle jointed plywood construction.
- Seat has 5" high density high resilience polyurethane foam.
- Seat has 2" dacron over wrap for upholstery detailing.
- Solid birch plywood base.
- Standard with rubber cushion metal glides.

Need it.

JSI Quickship

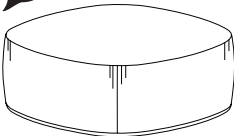
When ordering Quickship products, place a "Q" in front of model number.
Example: QINS3236-29


Description	① Model	Specifications				List Price Per Grade		
<div>Square Pouf</div> <div><div>NOW!</div></div>	INP4444-12SQP	Dimensions		D	W	H	COM	\$2,313
		Overall		44	44	12	A	\$2,345
		Upholstery		Shipping			B	\$2,406
		COM Ydg	3	Ctn Wt	101	COL/C	\$2,512	
		COL Sq Ft	90	Cu Ft	17	D	\$2,647	
						E	\$2,784	
						F	\$2,996	
				G	\$3,223			
				H	\$3,465			
				I	\$3,843			
				J	\$4,297			
				L1	\$3,631			
				L2	\$3,993			

<div>Triangular Pouf</div> <div><div>NOW!</div></div>	INP4848-12TRP	Dimensions		D	W	H	COM	\$2,418
		Overall		48	48	12	A	\$2,452
		Upholstery		Shipping			B	\$2,517
		COM Ydg	2 ¾	Ctn Wt	109	COL/C	\$2,632	
		COL Sq Ft	90	Cu Ft	20	D	\$2,779	
						E	\$2,927	
						F	\$3,156	
				G	\$3,402			
				H	\$3,665			
				I	\$4,075			
				J	\$4,567			
				L1	\$3,845			
				L2	\$4,238			

Need it.
JSI Quickship

When ordering Quickship products, place a "Q" in front of model number.
Example: QINS3236-29

Description		① Model	Specifications				List Price Per Grade	
<div>Square Pouf</div> <div><div>NOW!</div></div>	INP4444-17SQP	Dimensions	D	W	H	COM	\$2,412	
		Overall	44	44	16 ½	A	\$2,446	
		Upholstery	Shipping			B	\$2,518	
		COM Ydg	3 ½	Ctn Wt	114	COL/C	\$2,642	
		COL Sq Ft	90	Cu Ft	22	D	\$2,800	
						E	\$2,960	
				F	\$3,207			
				G	\$3,471			
				H	\$3,754			
				I	\$4,195			
				J	\$4,725			
				L1	\$3,947			
				L2	\$4,372			

<div>Triangular Pouf</div> <div><div>NOW!</div></div>	INP4848-17TRP	Dimensions	D	W	H	COM	\$2,565
		Overall	48	48	16 ½	A	\$2,597
		Upholstery	Shipping			B	\$2,658
		COM Ydg	3	Ctn Wt	125	COL/C	\$2,764
		COL Sq Ft	90	Cu Ft	26	D	\$2,899
						E	\$3,036
				F	\$3,248		
				G	\$3,474		
				H	\$3,716		
				I	\$4,095		
				J	\$4,549		
				L1	\$3,883		
				L2	\$4,246		

To Order, Specify:

- ① Model Number
- ② Wood Species - Birch (B)
- ③ Finish
- ④ Fabric Selection - vendor, pattern and color
- ⑤ Optional Rubber Cushion Nylon Glides - no upcharge

③ Wood Finish/Color Options:

ACR	Acorn	CFO	Fossil Coordinate
CAG	Aged Ash Coordinate	CGR	Graphite Coordinate
CAL	Ale Light Coordinate	HRV	Harvest
ALM	Ale Medium	CHL	High Line Coordinate
AUB	Auburn	INK	Inkwell
BRL	Barley	CKC	Khaki Coordinate
CBE	Blonde Echo Coordinate	LGC	Legacy
CBO	Boubon Light Coordinate	MCH	Mocha
BBM	Bourbon Medium	NTD	Night Owl
CBZ	Brazilwood Coordinate	COA	Oatmeal Cook Coordinate
CBG	Bright Light Coordinate	CPI	Pinnacle Walnut Coordinate
BRM	Brighton Medium	POR	Porter
BUF	Buff	PRL	Praline
BUR	Burlap	RYE	Rye
BUT	Butterscotch	SAD	Saddle
CHE	Chestnut	SAF	Saffron
CIN	Cinnamon	SIE	Sienna
CLA	Classic	CST	Studio Teak Coordinate
CCF	Coffee Coordinate	TOF	Toffee
CLL	Collectors	TRF	Truffle
CCR	Cremello Coordinate	VEN	Venetian
EAR	Earthy	CVI	Vintage Coordinate
ESP	Espresso	CWH	Walnut Heights Coordinate
FLX	Flax	CWE	Weathered Ash Coordinate
CFL	Florence Walnut Coordinate	WWO	Whitewash

Paint Color - Add \$43 list per item

BKD	Backdrop	GRV	Greek Villa
BFX	Black Fox	GLF	Gulf Stream
BWH	Bright White	HTB	Heartthrob
CGP	Cargo Pants	NET	Network Gray
CHT	Chatroom	NWH	Nonchalant White
DSY	Daisy	PAR	Paradise
DRG	Daring	QXP	Quixotic Plum
DYN	Dynamo	RBZ	Relic Bronze
ENG	Enigma	SND	Sandbank
FRR	French Roast	STM	Storm
GBY	Georgian Bay	TRC	Tricorn Black

④ Visit www.jsifurniture.com/finishes-and-materials/textiles for our textiles program. See selection of standard and graded in manufacturers and patterns.


Specifications

- Frame is puzzle jointed plywood construction.
- Seat has 5" high density high resilience polyurethane foam.
- Seat has 2" dacron over wrap for upholstery detailing.
- Solid birch plywood base.
- Standard with rubber cushion metal glides.

Need it.

JSI Quickship

When ordering Quickship products, place a "Q" in front of model number.
Example: QINS3236-29

Description	D	W	H	CTN WT	CU FT	 Model	Flat Cut List Price	Double Cut List Price
Round Lounge Table	19	19	13 ¾	16	5	INT1919-14RD	\$1,125	\$1,238




- ships factory assembled
- maple legs standard
- walnut or white oak rims and/or legs available, specify and add \$99 list

Round Lounge Table	25	25	13 ¾	24	7	INT2525-14RD	\$1,167	\$1,285
--------------------	----	----	------	----	---	--------------	---------	---------



- ships factory assembled
- maple legs standard
- walnut or white oak rims and/or legs available, specify and add \$99 list


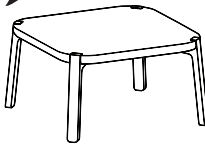
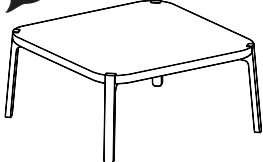
Round Lounge Table	35	35	13 ¾	45	13	INT3535-14RD	\$1,347	\$1,482
--------------------	----	----	------	----	----	--------------	---------	---------



- ships factory assembled
- maple legs standard
- walnut or white oak rims and/or legs available, specify and add \$99 list


Need it.
JSI Quickship

When ordering Quickship products, place a "Q" in front of model number.
Example: QINS3236-29

Description	D	W	H	CTN WT	CU FT	① Model	Flat Cut List Price	Double Cut List Price
Square Lounge Table 	19	19	13 ¾	19	5	INT1919-14TT	\$1,182	\$1,302
<ul style="list-style-type: none"> ships factory assembled maple legs standard walnut or white oak rims and/or legs available, specify and add \$112 list 								
Square Lounge Table 	25	25	13 ¾	30	7	INT2525-14TT	\$1,256	\$1,380
<ul style="list-style-type: none"> ships factory assembled maple legs standard walnut or white oak rims and/or legs available, specify and add \$112 list 								
Square Lounge Table 	35	35	13 ¾	56	13	INT3535-14TT	\$1,411	\$1,554
<ul style="list-style-type: none"> ships factory assembled maple legs standard walnut or white oak rims and/or legs available, specify and add \$112 list 								

To Order, Specify:**① Model Number****② Top Material:****a.) Veneer with STANDARD Maple Solid Hardwood Rims**

- 1.) Wood Species - Cherry (CH1), Maple (MA1), Walnut (WA1) or Double Cut (DC1)

2.) Wood Finish Color**b.) Laminate with STANDARD Maple Solid Hardwood Rims**

- Alabaster (ALB), Bridal Blanco (BBL), Designer White (DWH), Shadow (SHD) or Slate Grey (SLG)

c.) Walnut Veneer with PREMIUM Walnut Solid Hardwood Rims

- 1.) Wood Species - Walnut (WW1)
- 2.) Wood Finish Color

d.) White Oak Veneer with PREMIUM White Oak Solid Hardwood Rims

- 1.) Wood Species - White Oak (WK1)
- 2.) Wood Finish Color

③ Leg Wood Species:**a.) STANDARD Maple (M)**

- 1.) Finish Color or Paint Color on maple legs

b.) PREMIUM Walnut (W) - upcharge applies

- 1.) Finish Color - Walnut finishes only on Walnut legs

c.) PREMIUM White Oak (WK1) - upcharge applies

- 1.) Finish Color - Whitewash finish only on White Oak legs

④ Optional Rubber Cushion Nylon Glides - no upcharge**2a Standard Veneer Top Finish with****Maple Solid Hardwood Rim Options:****Flat Cut****Cherry**

BRL Barley
BBM Bourbon Medium
BRM Brighton Medium
CLA Classic
CLL Collectors
EAR Earthy
HRV Harvest
LGC Legacy
PRL Praline
SAF Saffron

Maple

ALM Ale Medium
BUT Butterscotch
CIN Cinnamon
FLX Flax
VEN Venetian

Walnut

AUB Auburn
ESP Espresso
MCH Mocha
NTO Night Owl
SIE Sienna
TOF Toffee
TRF Truffle

Double Cut

COF Coffee
CRM Cremello
FOS Fossil

GRH Graphite
KHK Khaki
STU Studio Teak

2b Solid Laminate Top with Maple Solid**Hardwood Rim Options:****ALB**

Alabaster
BBL Bridal Blanco
DWH Designer White

SHD

Shadow
SLG Slate Grey

2c Walnut Veneer Top with PREMIUM Walnut**Solid Hardwood Rim Options:****AUB**

Auburn
ESP Espresso
MCH Mocha
NTO Night Owl

SIE

Sienna
TOF Toffee
TRF Truffle

2d White Oak Veneer Top with PREMIUM White Oak**Solid Hardwood Rim Options:****ACR**

Acorn
BUF Buff
BUR Burlap
CHE Chestnut
INK Inkwell

POR

Porter
RYE Rye
SAD Saddle
WWO Whitewash

3a Maple Leg Species/Finish Options:

CAG Aged Ash Coordinate
ALM Ale Medium
AUB Auburn
BRL Barley
CBE Blonde Echo Coordinate
BBM Bourbon Medium
CBZ Brazilian Coordinate
BRM Brighton Medium
BUT Butterscotch
CIN Cinnamon
CLA Classic
CLL Collectors
CCF Coffee Coordinate
CCR Cremello Coordinate
EAR Earthy
ESP Espresso
FLX Flax
CFL Florence Walnut Coordinate
CFO Fossil Coordinate

CGR Graphite Coordinate
HRV Harvest
CHL High Line Coordinate
CKC Khaki Coordinate
LGC Legacy
MCH Mocha
NTO Night Owl
COA Oatmeal Cookie Coordinate
CPI Pinnacle Walnut Coordinate
PRL Praline
SAF Saffron
SIE Sienna
CST Studio Teak Coordinate
TOF Toffee
TRF Truffle
VEN Venetian
CVI Vintage Coordinate
CWH Walnut Heights Coordinate
CWE Weathered Ash Coordinate

Paint Colors (Maple only) - Add \$43 list price per item

BKD Backdrop
BFX Black Fox
BWH Bright White
CGP Cargo Pants
CHT Chatroom
DSY Daisy
DRG Daring
DYN Dynamo
ENG Engima
FRR French Roast
GBY Georgian Bay

GRV Greek Villa
GLF Gulf Stream
HTB Heartthrob
NET Network Gray
NWH Nonchalant White
PAR Paradise
QXP Quixotic Plum
RBZ Relic Bronze
SND Sandbank
STM Storm
TRC Tricorn Black

3b Walnut Leg Species/Finish Options:

AUB Auburn
ESP Espresso
MCH Mocha
NTO Night Owl

SIE Sienna
TOF Toffee
TRF Truffle

3c White Oak Leg Species/Finish Options:

ACR Acorn
BUF Buff
BUR Burlap
CHE Chestnut
INK Inkwell

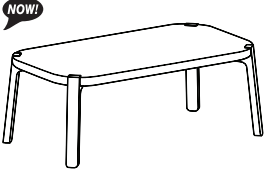
POR Porter
RYE Rye
SAD Saddle
WWO Whitewash

Specifications

- Solid hardwood wood legs with steel plate reinforced mounting.
- 5 ply balanced top construction 1 ½" thick with profile shaped solid hardwood lumber rims
- Surfaces available in wood veneer or high pressure laminate.
- Standard with rubber cushion metal glides.

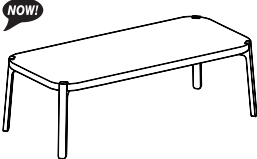
Note: Walnut and White Oak Solid hardwoods are PREMIUM materials and upcharges apply. Associated upcharges are located in bullet points under units where applicable. A single upcharge listed applies to any combination of premium materials; premium top, premium legs or premium top and legs.

Description	D	W	H	CTN WT	CU FT	❶ Model	Flat Cut List Price	Double Cut List Price
Rectangular Lounge Table	25	35	13 ¾	41	10	INT2535-14TT	\$1,335	\$1,469



- ships factory assembled
- maple legs standard
- walnut or white oak rims and/or legs available, specify and add \$112 list

Rectangular Lounge Table	25	55	13 ¾	62	15	INT2555-14TT	\$1,482	\$1,630
--------------------------	----	----	------	----	----	--------------	---------	---------



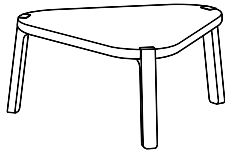
- ships factory assembled
- maple legs standard
- walnut or white oak rims and/or legs available, specify and add \$112 list

Need it. 
JSI Quickship

When ordering Quickship products, place a "Q" in front of model number.
Example: QINS3236-29

Description	D	W	H	CTN WT	CU FT	① Model	Flat Cut List Price	Double Cut List Price
Triangular Lounge Table	25	25	13 ¾	22	6	INT2525-14TR	\$1,114	\$1,228

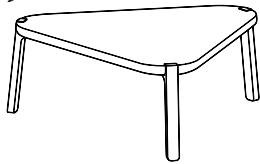
NOW!



- ships factory assembled
- maple legs standard
- walnut or white oak rims and/or legs available, specify and add \$99 list

Triangular Lounge Table	35	35	13 ¾	34	11	INT3535-14TR	\$1,267	\$1,394
-------------------------	----	----	------	----	----	--------------	---------	---------

NOW!



- ships factory assembled
- maple legs standard
- walnut or white oak rims and/or legs available, specify and add \$99 list

To Order, Specify:**① Model Number****② Top Material:****a.) Veneer with STANDARD Maple Solid Hardwood Rims**

- 1.) Wood Species - Cherry (CH1), Maple (MA1), Walnut (WA1) or Double Cut (DC1)

2.) Wood Finish Color**b.) Laminate with STANDARD Maple Solid Hardwood Rims**

- Alabaster (ALB), Bridal Blanco (BBL), Designer White (DWH), Shadow (SHD) or Slate Grey (SLG)

c.) Walnut Veneer with PREMIUM Walnut Solid Hardwood Rims

- 1.) Wood Species - Walnut (WW1)
- 2.) Wood Finish Color

d.) White Oak Veneer with PREMIUM White Oak Solid Hardwood Rims

- 1.) Wood Species - White Oak (WK1)
- 2.) Wood Finish Color

③ Leg Wood Species:**a.) STANDARD Maple (M)**

- 1.) Finish Color or Paint Color on maple legs

b.) PREMIUM Walnut (W) - upcharge applies

- 1.) Finish Color - Walnut finishes only on Walnut legs

c.) PREMIUM White Oak (WK1) - upcharge applies

- 1.) Finish Color - Whitewash finish only on White Oak legs

④ Optional Rubber Cushion Nylon Glides - no upcharge**②a Standard Veneer Top Finish with Maple Solid Hardwood Rim Options:**

Flat Cut	Maple	Walnut
Cherry		
BRL Barley	ALM Ale Medium	AUB Auburn
BBM Bourbon Medium	BUT Butterscotch	ESP Espresso
BRM Brighton Medium	CIN Cinnamon	MCH Mocha
CLA Classic	FLX Flax	NTO Night Owl
CLL Collectors	VEN Venetian	SIE Sienna
EAR Earthy		TOF Toffee
HRV Harvest		TRF Truffle
LGC Legacy		
PRL Praline		
SAF Saffron		
Double Cut		
COF Coffee	GRH Graphite	
CRM Cremello	KHK Khaki	
FOS Fossil	STU Studio Teak	

②b Solid Laminate Top with Maple Solid Hardwood Rim Options:

ALB Alabaster	SHD Shadow
BBL Bridal Blanco	SLG Slate Grey
DWH Designer White	

②c Walnut Veneer Top with PREMIUM Walnut Solid Hardwood Rim Options:

AUB Auburn	SIE Sienna
ESP Espresso	TOF Toffee
MCH Mocha	TRF Truffle
NTO Night Owl	

②d White Oak Veneer Top with PREMIUM White Oak Solid Hardwood Rim Options:

ACR Acorn	POR Porter
BUF Buff	RYE Rye
BUR Burlap	SAD Saddle
CHE Chestnut	WWO Whitewash
INK Inkwell	

③a Maple Leg Species/Finish Options:

CAG Aged Ash Coordinate	CGR Graphite Coordinate
ALM Ale Medium	HRV Harvest
AUB Auburn	CHL High Line Coordinate
BRL Barley	CKC Khaki Coordinate
CBE Blonde Echo Coordinate	LGC Legacy
BBM Bourbon Medium	MCH Mocha
CBZ Brazilwood Coordinate	NTO Night Owl
BRM Brighton Medium	COA Oatmeal Cookie Coordinate
BUT Butterscotch	CPI Pinnacle Walnut Coordinate
CIN Cinnamon	PRL Praline
CLA Classic	SAF Saffron
CLL Collectors	SIE Sienna
CCF Coffee Coordinate	CST Studio Teak Coordinate
CCR Cremello Coordinate	TOF Toffee
EAR Earthy	TRF Truffle
ESP Espresso	VEN Venetian
FLX Flax	CVI Vintage Coordinate
CFL Florence Walnut Coordinate	CWH Walnut Heights Coordinate
CFO Fossil Coordinate	CWE Weathered Ash Coordinate

Paint Colors (Maple only) - Add \$43 list price per item

BKD Backdrop	GRV Greek Villa
BFX Black Fox	GLF Gulf Stream
BWH Bright White	HTB Hearthrob
CGP Cargo Pants	NET Network Gray
CHT Chatroom	NWH Nonchalant White
DSY Daisy	PAR Paradise
DRG Daring	QXP Quixotic Plum
DYN Dynamo	RBZ Relic Bronze
ENG Engima	SND Sandbank
FRR French Roast	STM Storm
GBY Georgian Bay	TRC Tricorn Black

③b Walnut Leg Species/Finish Options:

AUB Auburn	SIE Sienna
ESP Espresso	TOF Toffee
MCH Mocha	TRF Truffle
NTO Night Owl	

③c White Oak Leg Species/Finish Options:

ACR Acorn	POR Porter
BUF Buff	RYE Rye
BUR Burlap	SAD Saddle
CHE Chestnut	WWO Whitewash
INK Inkwell	

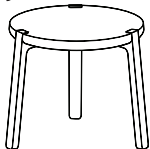
Specifications

- Solid hardwood wood legs with steel plate reinforced mounting.
- 5 ply balanced top construction 1 ½" thick with profile shaped solid hardwood lumber rims
- Surfaces available in wood veneer or high pressure laminate.
- Standard with rubber cushion metal glides.

Note: Walnut and White Oak Solid hardwoods are PREMIUM materials and upcharges apply. Associated upcharges are located in bullet points under units where applicable. A single upcharge listed applies to any combination of premium materials; premium top, premium legs or premium top and legs.

Description	D	W	H	CTN WT	CU FT	① Model	Flat Cut List Price	Double Cut List Price
Round Lounge Table	19	19	16½	17	5	INT1919-17RD	\$1,125	\$1,238

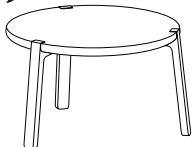
NOW!



- ships factory assembled
- maple legs standard
- walnut or white oak rims and/or legs available, specify and add \$99 list

Round Lounge Table	25	25	16½	25	8	INT2525-17RD	\$1,167	\$1,285
--------------------	----	----	-----	----	---	--------------	---------	---------

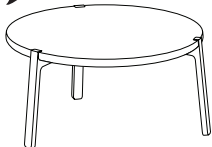
NOW!



- ships factory assembled
- maple legs standard
- walnut or white oak rims and/or legs available, specify and add \$99 list

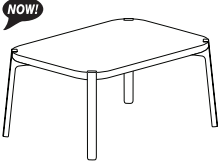
Round Lounge Table	35	35	16½	46	15	INT3535-17RD	\$1,347	\$1,482
--------------------	----	----	-----	----	----	--------------	---------	---------

NOW!



- ships factory assembled
- maple legs standard
- walnut or white oak rims and/or legs available, specify and add \$99 list

Description	D	W	H	CTN WT	CU FT	❶ Model	Flat Cut List Price	Double Cut List Price
Rectangular Lounge Table	25	35	16½	42	11	INT2535-17TT	\$1,335	\$1,469



- ships factory assembled
- maple legs standard
- walnut or white oak rims and/or legs available, specify and add \$112 list

Rectangular Lounge Table	25	55	16½	63	17	INT2555-17TT	\$1,482	\$1,630
--------------------------	----	----	-----	----	----	--------------	---------	---------



- ships factory assembled
- maple legs standard
- walnut or white oak rims and/or legs available, specify and add \$112 list

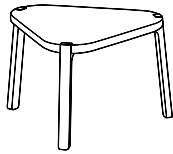
INDIE

Need it. 
JSI Quickship

When ordering Quickship products, place a "Q" in front of model number.
Example: QINS3236-29

Description	D	W	H	CTN WT	CU FT	① Model	Flat Cut List Price	Double Cut List Price
Triangular Lounge Table	25	25	16 1/2	23	7	INT2525-17TR	\$1,114	\$1,228

NOW!



- ships factory assembled
- maple legs standard
- walnut or white oak rims and/or legs available, specify and add \$99 list

Triangular Lounge Table	35	35	16 1/2	35	13	INT3535-17TR	\$1,267	\$1,394
-------------------------	----	----	--------	----	----	--------------	---------	---------

NOW!



- ships factory assembled
- maple legs standard
- walnut or white oak rims and/or legs available, specify and add \$99 list

To Order, Specify:**① Model Number****② Top Material:****a.) Veneer with STANDARD Maple Solid Hardwood Rims**

- 1.) Wood Species - Cherry (CH1), Maple (MA1), Walnut (WA1) or Double Cut (DC1)

2.) Wood Finish Color**b.) Laminate with STANDARD Maple Solid Hardwood Rims**

- Alabaster (ALB), Bridal Blanco (BBL), Designer White (DWH), Shadow (SHD) or Slate Grey (SLG)

c.) Walnut Veneer with PREMIUM Walnut Solid Hardwood Rims

- 1.) Wood Species - Walnut (WW1)
- 2.) Wood Finish Color

d.) White Oak Veneer with PREMIUM White Oak Solid Hardwood Rims

- 1.) Wood Species - White Oak (WK1)
- 2.) Wood Finish Color

③ Leg Wood Species:**a.) STANDARD Maple (M)**

- 1.) Finish Color or Paint Color on maple legs

b.) PREMIUM Walnut (W) - upcharge applies

- 1.) Finish Color - Walnut finishes only on Walnut legs

c.) PREMIUM White Oak (WK1) - upcharge applies

- 1.) Finish Color - Whitewash finish only on White Oak legs

④ Optional Rubber Cushion Nylon Glides - no upcharge**②a Standard Veneer Top Finish with****Maple Solid Hardwood Rim Options:**

Flat Cut	Maple	Walnut
CHERRY		
BRL Barley	ALM Ale Medium	AUB Auburn
BBM Bourbon Medium	BUT Butterscotch	ESP Espresso
BRM Brighton Medium	CIN Cinnamon	MCH Mocha
CLA Classic	FLX Flax	NTD Night Owl
CLL Collectors	VEN Venetian	SIE Sienna
EAR Earthy		TOF Toffee
HRV Harvest		TRF Truffle
LGC Legacy		
PRL Praline		
SAF Saffron		

Double Cut	
COF Coffee	GRH Graphite
CRM Cremello	KHK Khaki
FOS Fossil	STU Studio Teak

②b Solid Laminate Top with Maple Solid**Hardwood Rim Options:**

ALB Alabaster	SHD Shadow
BBL Bridal Blanco	SLG Slate Grey
DWH Designer White	

②c Walnut Veneer Top with PREMIUM Walnut**Solid Hardwood Rim Options:**

AUB Auburn	SIE Sienna
ESP Espresso	TOF Toffee
MCH Mocha	TRF Truffle
NTD Night Owl	

②d White Oak Veneer Top with PREMIUM White Oak**Solid Hardwood Rim Options:**

ACR Acorn	POR Porter
BUF Buff	RYE Rye
BUR Burlap	SAD Saddle
CHE Chestnut	WWO Whitewash
INK Inkwell	

③a Maple Leg Species/Finish Options:

CAG Aged Ash Coordinate	CFO Fossil Coordinate
CAL Ale Light Coordinate	CGR Graphite Coordinate
ALM Ale Medium	HRV Harvest
AUB Auburn	CHL High Line Coordinate
BRL Barley	CKC Khaki Coordinate
CBE Blonde Echo Coordinate	LGC Legacy
CBO Bourbon Light Coordinate	MCH Mocha
BBM Bourbon Medium	NTD Night Owl
CBZ Brazilwood Coordinate	COA Oatmeal Cookie Coordinate
CBG Brighton Light Coordinate	CPI Pinnacle Walnut Coordinate
BRM Brighton Medium	PRL Praline
BUT Butterscotch	SAF Saffron
CIN Cinnamon	SIE Sienna
CLA Classic	CST Studio Teak Coordinate
CCF Coffee Coordinate	TOF Toffee
CLL Collectors	TRF Truffle
CCR Cremello Coordinate	VEN Venetian
EAR Earthy	CVI Vintage Coordinate
ESP Espresso	CWH Walnut Heights Coordinate
FLX Flax	CWE Weathered Ash Coordinate
CFL Florence Walnut Coordinate	

Paint Colors (Maple only) - Add \$43 list price per item

BKD Backdrop	GRV Greek Villa
BFX Black Fox	GLF Gulf Stream
BWH Bright White	HTB Heartthrob
CGP Cargo Pants	NET Network Gray
CHT Chatroom	NWH Nonchalant White
DSY Daisy	PAR Paradise
DRG Daring	QXP Quixotic Plum
DYN Dynamo	RBZ Relic Bronze
ENG Engima	SND Sandbank
FRR French Roast	STM Storm
GBY Georgian Bay	TRC Tricorn Black

③b Walnut Leg Species/Finish Options:

AUB Auburn	SIE Sienna
ESP Espresso	TOF Toffee
MCH Mocha	TRF Truffle
NTD Night Owl	

③c White Oak Leg Species/Finish Options:

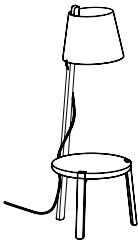
ACR Acorn	POR Porter
BUF Buff	RYE Rye
BUR Burlap	SAD Saddle
CHE Chestnut	WWO Whitewash
INK Inkwell	

Specifications

- Solid hardwood wood legs with steel plate reinforced mounting.
- 5 ply balanced top construction 1 1/2" thick with profile shaped solid hardwood lumber rims
- Surfaces available in wood veneer or high pressure laminate.
- Standard with rubber cushion metal glides.


Note: Walnut and White Oak Solid hardwoods are PREMIUM materials and upcharges apply. Associated upcharges are located in bullet points under units where applicable. A single upcharge listed applies to any combination of premium materials; premium top, premium legs or premium top and legs.

Description	D	W	H	CTN WT	CU FT	1 Model	Flat Cut List Price	Double Cut List Price
Floor Lamp with 17" Table	19	19	55 1/2	38	15	INT1919-56RDT	\$1,489	\$1,601



- 15' cord
- cord mounted rocker on/off switch - three prong plug fabric power cord
- specify graphite, yellow or indigo fabric cord color
- maximum 60 watt light bulb, NOT included/LED bulb recommended
- light fixture with 15' cord with on/off switch on cord 32" from light - field assembly
- SELECT Maharam Mode SHADE FABRIC COLOR
- maple legs standard
- walnut or white oak rims and/or legs available, specify and add \$184 list

Floor Lamp with 14" Table	19	19	52 3/4	35	14	INT1919-53RDT	\$1,488	\$1,600
---------------------------	----	----	--------	----	----	---------------	---------	---------



- 15' cord
- cord mounted rocker on/off switch - three prong plug fabric power cord
- specify graphite, yellow or indigo fabric cord color
- maximum 60 watt light bulb, NOT included/LED bulb recommended
- light fixture with 15' cord with on/off switch on cord 32" from light - field assembly
- SELECT Maharam Mode SHADE FABRIC COLOR
- maple legs standard
- walnut or white oak rims and/or legs available, specify and add \$184 list

To Order, Specify:

1 Model Number

2 Top Material:

- a.) Veneer with STANDARD Maple Solid Hardwood Rims
- 1.) Wood Species - Cherry (CH1), Maple (MA1), Walnut (WA1) or Double Cut (DC1)

- 2.) Wood Finish Color
- b.) Laminate with STANDARD Maple Solid Hardwood Rims
- Alabaster (ALB), Bridal Blanco (BBL), Designer White (DWH), Shadow (SHD) or Slate Grey (SLG)

- c.) Walnut Veneer with PREMIUM Walnut Solid Hardwood Rims
- 1.) Wood Species - Walnut (WW1)
- 2.) Wood Finish Color

- d.) White Oak Veneer with PREMIUM White Oak Solid Hardwood Rims
- 1.) Wood Species - White Oak (WK1)
- 2.) Wood Finish Color

3 Leg Wood Species:

- a.) STANDARD Maple (M)
- 1.) Finish Color or Paint Color on maple legs
- b.) PREMIUM Walnut (W) - upcharge applies
- 1.) Finish Color - Walnut finishes only on Walnut legs
- c.) PREMIUM White Oak (WK1) - upcharge applies
- 1.) Finish Color - Whitewash finish only on White Oak legs

4 Lamp Shade - Maharam - Mode

See www.maharam.com/products for color selection

5 Optional Rubber Cushion Nylon Glides - no upcharge

2a Standard Veneer Top Finish with Maple Solid Hardwood Rim Options:

Flat Cut	Maple	Walnut
Cherry		
BRL Barley	ALM Ale Medium	AUB Auburn
BBM Bourbon Medium	BUT Butterscotch	ESP Espresso
BRM Brighton Medium	CIN Cinnamon	MCH Mocha
CLA Classic	FLX Flax	NTO Night Owl
CLL Collectors	VEN Venetian	SIE Sienna
EAR Earthy		TOF Toffee
HRV Harvest		TRF Truffle
LGC Legacy		
PRL Praline		
SAF Saffron		
Double Cut		
COF Coffee	GRH Graphite	
CRM Cremello	KHK Khaki	
FOS Fossil	STU Studio Teak	

2b Solid Laminate Top with Maple Solid Hardwood Rim Options:

ALB Alabaster	SHD Shadow
BBL Bridal Blanco	SLG Slate Grey
DWH Designer White	

2c Walnut Veneer Top with PREMIUM Walnut Solid Hardwood Rim Options:

AUB Auburn	SIE Sienna
ESP Espresso	TOF Toffee
MCH Mocha	TRF Truffle
NTO Night Owl	

2d White Oak Veneer Top with PREMIUM White Oak Solid Hardwood Rim Options:

ACR Acorn	POR Porter
BUF Buff	RYE Rye
BUR Burlap	SAD Saddle
CHE Chestnut	WWO Whitewash
INK Inkwell	

3a Maple Leg Species/Finish Options:

CAG Aged Ash Coordinate	CFO Fossil Coordinate
CAL Ale Light Coordinate	CGR Graphite Coordinate
ALM Ale Medium	HRV Harvest
AUB Auburn	CHL High Line Coordinate
BRL Barley	CKC Khaki Coordinate
CBE Blonde Echo Coordinate	LGC Legacy
CBO Bourbon Light Coordinate	MCH Mocha
BBM Bourbon Medium	NTO Night Owl
CBZ Brazilwood Coordinate	COA Oatmeal Cookie Coordinate
CBG Brighton Light Coordinate	CPI Pinnacle Walnut Coordinate
BRM Brighton Medium	PRL Praline
BUT Butterscotch	SAF Saffron
CIN Cinnamon	SIE Sienna
CLA Classic	CST Studio Teak Coordinate
CCF Coffee Coordinate	TOF Toffee
CLL Collectors	TRF Truffle
CCR Cremello Coordinate	VEN Venetian
EAR Earthy	CVI Vintage Coordinate
ESP Espresso	CWH Walnut Heights Coordinate
FLX Flax	CWE Weathered Ash Coordinate
CFL Florence Walnut Coordinate	

Paint Colors (Maple only) - Add \$43 list price per item

BKD Backdrop	GRV Greek Villa
BFX Black Fox	GLF Gulf Stream
BWH Bright White	HTB Heartthrob
CGP Cargo Pants	NET Network Gray
CHT Chatroom	NWH Nonchalant White
DSY Daisy	PAR Paradise
DRG Daring	QXP Quixotic Plum
DYN Dynamo	RBZ Relic Bronze
ENG Engima	SND Sandbank
FRR French Roast	STM Storm
GBY Georgian Bay	TRC Tricorn Black

3b Walnut Leg Species/Finish Options:

AUB Auburn	SIE Sienna
ESP Espresso	TOF Toffee
MCH Mocha	TRF Truffle
NTO Night Owl	

3c White Oak Leg Species/Finish Options:

ACR Acorn	POR Porter
BUF Buff	RYE Rye
BUR Burlap	SAD Saddle
CHE Chestnut	WWO Whitewash
INK Inkwell	

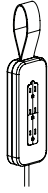
Specifications

- Solid hardwood wood legs with steel plate reinforced mounting.
- 5 ply balanced top construction 1 1/2" thick with profile shaped solid hardwood lumber rims
- Surfaces available in wood veneer or high pressure laminate.
- Standard with rubber cushion metal glides.

Note: Walnut and White Oak Solid hardwoods are PREMIUM materials and upcharges apply. Associated upcharges are located in bullet points under units where applicable. A single upcharge listed applies to any combination of premium materials; premium top, premium legs or premium top and legs.

Description	D	W	H	CTN WT	CU FT	① Model	List Price
Free Placement - Power Block	3	10	3			INA0310-POWER	\$572


NOW!



- 9' cord
- triplex receptacle - three prong plug fabric power cord
- specify graphite, yellow or indigo fabric cord color
- maple block standard
- walnut or white oak block available, specify and add \$20 list

Power Center - Under Mount	2 ¾	4	2 ⅝			EC30	\$528
----------------------------	-----	---	-----	--	--	------	-------

NOW!



- 10' cord
- frame mounted simplex receptacle and two USB/10' - three prong plug power cord
- specify black or white - cord color will match unit
- optional graphite fabric cord available, specify and add \$214 list
- overall mounting bracket tabs: 5"w

NOW!
Need it.
JSI Quickship

When ordering Quickship products, place a "Q" in front of model number.
Example: QINS3236-29

To Order, Specify:

① Model Number

Note: Walnut and White Oak Solid hardwoods are PREMIUM materials and upcharges apply. Associated upcharges are located in bullet points under units where applicable.

Indie Tiles, Screens and Accessories Order Check List:



Specify:

- ☐ 1. Model Number
- ☐ 2. Wood Species - STANDARD Maple (M) - no upcharge, PREMIUM Walnut (W) or White Oak (WK1) - upcharge applies (accessory: knob, shelves, planter shelves, scone, tray, cubby shelf and freestanding screen foot support)
- ☐ 3. Wood Finish or Paint Color (accessory: knob, shelves, planter shelves, scone, tray, cubby shelf and freestanding screen foot support)
- ☐ 4. Fabric Selection - vendor, pattern and color (poufy, tackboard tiles, cubby units, accessory tackboard and freestanding screens)
- ☐ 5. Metal Color - Arctic Silver (ASL), Matte Black (MBK), Pewter (PEW) or Soft Nickel (SNK) accessories and freestanding screen foot supports

Example:

INF3060-1SUP (model #)	M (wood species)	AUB (finish)	MOMENTUM (fabric vendor)	VOX (pattern name)	MYSTIC (pattern color)	PEW (metal color)
---------------------------	---------------------	-----------------	-----------------------------	-----------------------	---------------------------	----------------------

1. Model Number

*Walnut Frame (upcharge applies)/Cubby Shelf

AUB	Auburn	SIE	Sienna
ESP	Espresso	TOF	Toffee
MCH	Mocha	TRF	Truffle
NTO	Night Owl		

2. Wood Species - STANDARD Maple (M), PREMIUM Walnut (W) or White Oak (WK1); upcharge applies

3. Wood Finish/Color Options: Maple Frame/Cubby Shelf

*White Oak Frame (upcharge applies)/Cubby Shelf

ACR	Acorn	POR	Porter
BUF	Buff	RYE	Rye
BUR	Burlap	SAD	Saddle
CHE	Chestnut	WWO	Whitewash
INK	Inkwell		

Solid Laminate

ALB	Alabaster	SHD	Shadow
BBL	Bridal Blanco	SLG	Slate Grey
DWH	Designer White		

Paint Color - Add \$43 list per item - (accessories only)

BKD	Backdrop	GRV	Greek Villa
BFX	Black Fox	GLF	Gulf Stream
BWH	Bright White	HTB	Hearthrob
CGP	Cargo Pants	NET	Network Gray
CHT	Chatroom	NWH	Nonchalant White
DSY	Daisy	PAR	Paradise
DRG	Daring	QXP	Quixotic Plum
DYN	Dynamo	RBZ	Relic Bronze
ENG	Engima	SND	Sandbank
FRR	French Roast	STM	Storm
GBY	Georgian Bay	TRC	Tricorn Black

***Note:** Walnut and White Oak Solid Hardwoods are PREMIUM materials and an upcharge applies. Associated upcharges are located in the bullet points under units where applicable.

4. Fabric Selection - Please supply the following:
Fabric vendor/Pattern name/Pattern color

[For a complete list of JSI Standard and Graded-In Textiles click here](#)

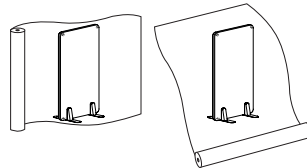
- Indicate direction of fabric - Railroaded or Up the Roll
- Please provide illustration, if available

All COM orders must include the following:

- Vendor's name, pattern name and color
- Sample of the fabric attached to order
- Model numbers of items for fabric application
- Special application instructions
- Customer and purchase order number

Ship prepaid COM material to:
JSI
Attn: COM Department
201 East Martin Street
Receiving B, Dock 71
Orleans, IN 47452

Application of fabric:
Railroaded *Up the Roll



All COM orders will ship at standard lead time from receipt of COM except for orders requiring special custom matched finishes.

***Upholstery can only be cut Up the Roll for 60"h freestanding screen**

5. Metal Color:

ASL Arctic Silver	PEW Pewter
MBK Matte Black	SNK Soft Nickel

JSI's extended powdercoat program of bright colors is available, upon request, on Indie. Contact Customer Service for a specific quote based on qty of units.

6. Power Center

EC30 - Under Mount


- Cubby shelf mounted simplex receptacle and two USB/10' - three prong power cord/field installed.
- Specify Black (B) or White (W) add \$528 list each. Can be left or right mounted under the cubby shelf. Cord color will match unit unless optional Graphite cord is specified. Add \$214 list for optional Graphite cord.




STC (Sound Transmission Class) - represents a material or product's ability to block sound from traveling through a wall, ceiling, floor or other building assembly.




NRC (Noise Reduction Coefficient) - measure the amount of energy absorbed when it strikes a particular surface.





Note: In any application, determining the overall acoustic value of a space can only be determined by testing space with all surface elements present. STC test was performed on a single 60"h x 48"w freestanding screen and NRC test was performed on a double 60"h x 78"w freestanding screen.

Description	D	W	H	CTN WT	CU FT	① Model	List Price Per Grade
Rectangular - Poufy Upholstered Wall Mount Tile 	1 3⁄8	36	48	28	3	INW3648RTUP	COM \$647
	<ul style="list-style-type: none">· vertical wall mount tile· supported by aluminum Z clips· wall fastener hardware provided by installer· heavy cushioned surface not recommended for tacking· com ydg: 1 ½						A \$663
							B \$694
							C \$746
							D \$814
							E \$883
							F \$989
							G \$1,101
							H \$1,223
							I \$1,412
							J \$1,640

Rectangular - Poufy Upholstered Wall Mount Tile 	1 3⁄8	30	48	23	2	INW3048RTUP	COM \$644
	<ul style="list-style-type: none">· vertical wall mount tile· supported by aluminum Z clips· wall fastener hardware provided by installer· heavy cushioned surface not recommended for tacking· com ydg: 1 ½						A \$660
							B \$689
							C \$743
							D \$810
							E \$880
							F \$986
							G \$1,098
							H \$1,220
							I \$1,409
							J \$1,637

Poufy - Upholstered Wall Mount Tile

Description	D	W	H	CTN WT	CU FT	① Model	List Price Per Grade
Rectangular Poufy Upholstered Wall Mount Tile	1 3/8	24	48	19	2	INW2448RTUP	COM \$536
 <ul style="list-style-type: none"> vertical wall mount tile supported by aluminum Z clips wall fastener hardware provided by installer heavy cushioned surface not recommended for tacking com ydg: 1 1/2 							A \$552
							B \$581
							C \$635
							D \$702
							E \$771
							F \$877
							G \$990
							H \$1,112
							I \$1,301
							J \$1,529

Rectangular Poufy Upholstered Wall Mount Tile	1 3/8	18	48	15	2	INW1848RTUP	COM \$475
 <ul style="list-style-type: none"> vertical wall mount tile supported by aluminum Z clips wall fastener hardware provided by installer heavy cushioned surface not recommended for tacking com ydg: 1 1/2 							A \$491
							B \$520
							C \$574
							D \$641
							E \$710
							F \$816
							G \$929
							H \$1,051
							I \$1,240
							J \$1,468


To Order, Specify:


- ① Model Number
② Fabric Selection - vendor, pattern and color

Specifications


- 12mm birch plywood panel frame
- 1/2" polyurethane foam surface cushioning
- extruded aluminum mounting Z clips


Poufy - Upholstered Wall Mount Tile

Description	D	W	H	CTN WT	CU FT	① Model	List Price Per Grade
Rectangular - Poufy Upholstered Wall Mount Tile 	1 3⁄8	48	36	28	3	INW4836RTUP	COM \$634
	<ul style="list-style-type: none">horizontal wall mount tilesupported by aluminum Z clipswall fastener hardware provided by installerheavy cushioned surface not recommended for tackingcom ydg: 1 ¼						A \$647
							B \$672
							C \$717
							D \$772
							E \$830
							F \$917
							G \$1,013
							H \$1,113
							I \$1,270
							J \$1,460

Rectangular - Poufy Upholstered Wall Mount Tile 	1 3⁄8	30	36	18	2	INW3036RTUP	COM \$609
	<ul style="list-style-type: none">vertical wall mount tilesupported by aluminum Z clipswall fastener hardware provided by installerheavy cushioned surface not recommended for tackingcom ydg: 1 ¼						A \$622
							B \$646
							C \$690
							D \$747
							E \$805
							F \$892
							G \$988
							H \$1,087
							I \$1,245
							J \$1,435

Poufy - Upholstered Wall Mount Tile

Description	D	W	H	CTN WT	CU FT	① Model	List Price Per Grade
Rectangular - Poufy Upholstered Wall Mount Tile	1 3/4	24	36	15	2	INW2436RTUP	COM \$506
 <ul style="list-style-type: none"> vertical wall mount tile supported by aluminum Z clips wall fastener hardware provided by installer heavy cushioned surface not recommended for tacking com ydg: 1 1/4 							A \$519
							B \$543
							C \$589
							D \$645
							E \$702
							F \$790
							G \$886
							H \$986
							I \$1,143
							J \$1,332

Rectangular - Poufy Upholstered Wall Mount Tile	1 3/4	18	36	11	1	INW1836RTUP	COM \$418
 <ul style="list-style-type: none"> vertical wall mount tile supported by aluminum Z clips wall fastener hardware provided by installer heavy cushioned surface not recommended for tacking com ydg: 1 1/4 							A \$432
							B \$456
							C \$501
							D \$557
							E \$615
							F \$702
							G \$798
							H \$898
							I \$1,056
							J \$1,245

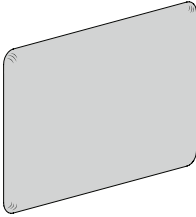

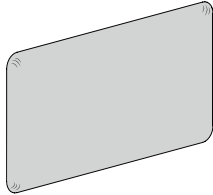
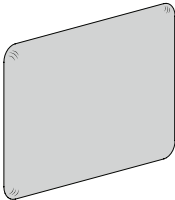
To Order, Specify:

- ① Model Number
② Fabric Selection - vendor, pattern and color

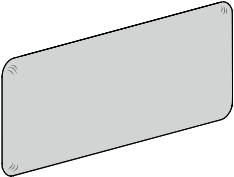
Specifications

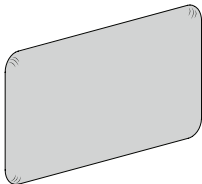
- 12mm birch plywood panel frame
- 1/2" polyurethane foam surface cushioning
- extruded aluminum mounting Z clips

Poufy - Upholstered Wall Mount Tile

Description	D	W	H	CTN WT	CU FT	① Model	List Price Per Grade
Rectangular - Poufy Upholstered Wall Mount Tile	1 3/8	48	30	23	2	INW4830RTUP	COM \$626
 <ul style="list-style-type: none"> horizontal wall mount tile supported by aluminum Z clips wall fastener hardware provided by installer heavy cushioned surface not recommended for tacking com ydg: 1 							A \$637
							B \$658
							C \$694
							D \$738
							E \$784
							F \$854
							G \$930
							H \$1,011
							I \$1,137
							J \$1,288
Rectangular - Poufy Upholstered Wall Mount Tile	1 3/8	36	30	18	2	INW3630RTUP	COM \$592
 <ul style="list-style-type: none"> horizontal wall mount tile supported by aluminum Z clips wall fastener hardware provided by installer heavy cushioned surface not recommended for tacking com ydg: 1 							A \$602
							B \$623
							C \$659
							D \$704
							E \$749
							F \$820
							G \$895
							H \$976
							I \$1,102
							J \$1,253
Rectangular - Poufy Upholstered Wall Mount Tile	1 3/8	48	24	19	2	INW4824RTUP	COM \$536
 <ul style="list-style-type: none"> horizontal wall mount tile supported by aluminum Z clips wall fastener hardware provided by installer heavy cushioned surface not recommended for tacking com ydg: 1 							A \$547
							B \$567
							C \$602
							D \$647
							E \$694
							F \$763
							G \$840
							H \$919
							I \$1,046
							J \$1,197
Rectangular - Poufy Upholstered Wall Mount Tile	1 3/8	36	24	15	2	INW3624RTUP	COM \$490
 <ul style="list-style-type: none"> horizontal wall mount tile supported by aluminum Z clips wall fastener hardware provided by installer heavy cushioned surface not recommended for tacking com ydg: 1 							A \$500
							B \$520
							C \$556
							D \$601
							E \$647
							F \$718
							G \$793
							H \$874
							I \$1,000
							J \$1,150

Poufy - Upholstered Wall Mount Tile

Description	D	W	H	CTN WT	CU FT	① Model	List Price Per Grade
Rectangular - Poufy Upholstered Wall Mount Tile	1 3/8	48	18	15	2	INW4818RTUP	COM \$458
 <ul style="list-style-type: none"> horizontal wall mount tile supported by aluminum Z clips wall fastener hardware provided by installer heavy cushioned surface not recommended for tacking com ydg: 3/4 							A \$467
							B \$481
							C \$508
							D \$542
							E \$577
							F \$631
							G \$686
							H \$747
							I \$842
							J \$955

Rectangular - Poufy Upholstered Wall Mount Tile	1 3/8	36	18	11	1	INW3618RTUP	COM \$420
 <ul style="list-style-type: none"> horizontal wall mount tile supported by aluminum Z clips wall fastener hardware provided by installer heavy cushioned surface not recommended for tacking com ydg: 3/4 							A \$428
							B \$443
							C \$469
							D \$504
							E \$538
							F \$591
							G \$647
							H \$708
							I \$803
							J \$916


To Order, Specify:


- ① Model Number
② Fabric Selection - vendor, pattern and color


Specifications


- 12mm birch plywood panel frame
- 1/2" polyurethane foam surface cushioning
- extruded aluminum mounting Z clips

Poufy - Upholstered Wall Mount Tile


Description	D	W	H	CTN WT	CU FT	① Model	List Price Per Grade
Square - Poufy Upholstered Wall Mount Tile	1 3/8	48	48	38	3	INW4848SQUP	COM \$669
 <ul style="list-style-type: none"> supported by aluminum Z clips wall fastener hardware provided by installer heavy cushioned surface not recommended for tacking com ydg: 1 1/2 							A \$685
							B \$716
							C \$768
							D \$835
							E \$905
							F \$1,011
							G \$1,123
							H \$1,245
							I \$1,434
							J \$1,662

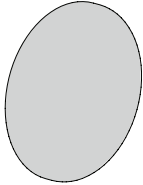
Square - Poufy Upholstered Wall Mount Tile	1 3/8	36	36	21	2	INW3636SQUP	COM \$625
 <ul style="list-style-type: none"> supported by aluminum Z clips wall fastener hardware provided by installer heavy cushioned surface not recommended for tacking com ydg: 1 1/4 							A \$639
							B \$663
							C \$708
							D \$765
							E \$822
							F \$910
							G \$1,005
							H \$1,105
							I \$1,263
							J \$1,452

Square - Poufy Upholstered Wall Mount Tile	1 3/8	24	24	10	1	INW2424SQUP	COM \$425
 <ul style="list-style-type: none"> supported by aluminum Z clips wall fastener hardware provided by installer heavy cushioned surface not recommended for tacking com ydg: 1 							A \$434
							B \$455
							C \$491
							D \$536
							E \$581
							F \$652
							G \$728
							H \$808
							I \$935
							J \$1,085

Square - Poufy Upholstered Wall Mount Tile	1 3/8	18	18	7	1	INW1818SQUP	COM \$384
 <ul style="list-style-type: none"> supported by aluminum Z clips wall fastener hardware provided by installer heavy cushioned surface not recommended for tacking com ydg: 3/4 							A \$392
							B \$407
							C \$433
							D \$468
							E \$502
							F \$555
							G \$612
							H \$673
							I \$767
							J \$881

Poufy - Upholstered Wall Mount Tile

Description	D	W	H	CTN WT	CU FT	① Model	List Price Per Grade
Round - Poufy Upholstered Wall Mount Tile	1 3/8	24	24	10	1	INW24RDUP	COM \$425
 <ul style="list-style-type: none"> · supported by aluminum Z clips · wall fastener hardware provided by installer · heavy cushioned surface not recommended for tacking · com ydg: 1 							A \$434
							B \$455
							C \$491
							D \$536
							E \$581
							F \$652
							G \$728
							H \$808
							I \$935
							J \$1,085

Round - Poufy Upholstered Wall Mount Tile	1 3/8	18	18	7	1	INW18RDUP	COM \$384
 <ul style="list-style-type: none"> · supported by aluminum Z clips · wall fastener hardware provided by installer · heavy cushioned surface not recommended for tacking · com ydg: 3/4 							A \$392
							B \$407
							C \$433
							D \$468
							E \$502
							F \$555
							G \$612
							H \$673
							I \$767
							J \$881

To Order, Specify:

- ① Model Number
- ② Fabric Selection - vendor, pattern and color

Specifications


- 12mm birch plywood panel frame
- 1/2" polyurethane foam surface cushioning
- extruded aluminum mounting Z clips


Tackboard - Upholstered Wall Mount Tile

Description	D	W	H	CTN WT	CU FT	① Model	List Price Per Grade
Rectangular - Tackboard Upholstered Wall Mount Tile	1	36	48	28	3	INW3648RTUT	COM \$672
							A \$687
							B \$718
							C \$770
							D \$839
							E \$907
							F \$1,013
							G \$1,125
							H \$1,247
							I \$1,436
							J \$1,664

Rectangular - Tackboard Upholstered Wall Mount Tile	1	30	48	23	2	INW3048RTUT	COM \$660
							A \$676
							B \$706
							C \$759
							D \$827
							E \$895
							F \$1,001
							G \$1,114
							H \$1,237
							I \$1,425
							J \$1,652

Tackboard - Upholstered Wall Mount Tile

Description	D	W	H	CTN WT	CU FT	① Model	List Price Per Grade
Rectangular - Tackboard Upholstered Wall Mount Tile	1	24	48	19	2	INW2448RTUT	COM \$572
 <ul style="list-style-type: none"> vertical wall mount tile supported by aluminum Z clips wall fastener hardware provided by installer com ydg: 1 ½ 							A \$588
							B \$617
							C \$671
							D \$738
							E \$807
							F \$913
							G \$1,026
							H \$1,147
							I \$1,336
							J \$1,564

Rectangular - Tackboard Upholstered Wall Mount Tile	1	18	48	15	2	INW1848RTUT	COM \$505
 <ul style="list-style-type: none"> vertical wall mount tile supported by aluminum Z clips wall fastener hardware provided by installer com ydg: 1 ½ 							A \$520
							B \$551
							C \$603
							D \$672
							E \$741
							F \$846
							G \$959
							H \$1,081
							I \$1,269
							J \$1,497


To Order, Specify:

- ① Model Number
- ② Fabric Selection - vendor, pattern and color


Specifications

- ½" soft tack core face
- ¼" hard board backer panel
- covered with surface glued and stapled upholstery
- extruded aluminum mounting Z clips

Tackboard - Upholstered Wall Mount Tile


Description	D	W	H	CTN WT	CU FT	① Model	List Price Per Grade
Rectangular - Tackboard Upholstered Wall Mount Tile 	1	48	36	28	3	INW4836RTUT	COM \$656
							A \$669
							B \$694
							C \$738
							D \$794
							E \$852
							F \$939
							G \$1,035
							H \$1,135
							I \$1,292
							J \$1,482


- horizontal wall mount tile
- supported by aluminum Z clips
- wall fastener hardware provided by installer
- com ydg: 1 ¼

Rectangular - Tackboard Upholstered Wall Mount Tile 	1	30	36	18	2	INW3036RTUT	COM \$624
							A \$638
							B \$662
							C \$707
							D \$763
							E \$821
							F \$908
							G \$1,003
							H \$1,104
							I \$1,262
							J \$1,451

- vertical wall mount tile
- supported by aluminum Z clips
- wall fastener hardware provided by installer
- com ydg: 1 ¼

Tackboard - Upholstered Wall Mount Tile

Description	D	W	H	CTN WT	CU FT	① Model	List Price Per Grade
Rectangular - Tackboard Upholstered Wall Mount Tile	1	24	36	15	2	INW2436RTUT	COM \$511
 <ul style="list-style-type: none"> vertical wall mount tile supported by aluminum Z clips wall fastener hardware provided by installer com ydg: 1 ¼ 							A \$525
							B \$549
							C \$593
							D \$650
							E \$707
							F \$794
							G \$890
							H \$990
							I \$1,147
							J \$1,337

Rectangular - Tackboard Upholstered Wall Mount Tile	1	18	36	11	1	INW1836RTUT	COM \$427
 <ul style="list-style-type: none"> vertical wall mount tile supported by aluminum Z clips wall fastener hardware provided by installer com ydg: 1 ¼ 							A \$441
							B \$465
							C \$510
							D \$566
							E \$623
							F \$710
							G \$806
							H \$906
							I \$1,063
							J \$1,253

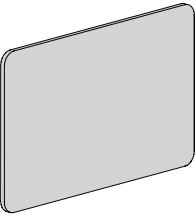

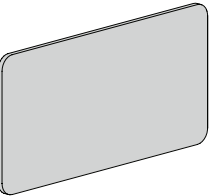
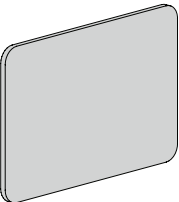
To Order, Specify:

- ① Model Number
- ② Fabric Selection - vendor, pattern and color

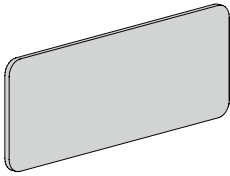
Specifications

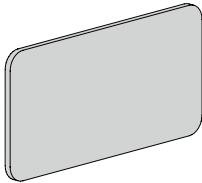
- ½" soft tack core face
- ¼" hard board backer panel
- covered with surface glued and stapled upholstery
- extruded aluminum mounting Z clips

Tackboard - Upholstered Wall Mount Tile

Description	D	W	H	CTN WT	CU FT	① Model	List Price Per Grade
Rectangular - Tackboard Upholstered Wall Mount Tile	1	48	30	23	2	INW4830RTUT	COM \$640
 <ul style="list-style-type: none"> horizontal wall mount tile supported by aluminum Z clips wall fastener hardware provided by installer com ydg: 1 							A \$651
							B \$672
							C \$707
							D \$752
							E \$798
							F \$868
							G \$944
							H \$1,024
							I \$1,150
							J \$1,302
Rectangular - Tackboard Upholstered Wall Mount Tile	1	36	30	18	2	INW3630RTUT	COM \$610
 <ul style="list-style-type: none"> horizontal wall mount tile supported by aluminum Z clips wall fastener hardware provided by installer com ydg: 1 							A \$620
							B \$640
							C \$676
							D \$721
							E \$767
							F \$837
							G \$913
							H \$993
							I \$1,120
							J \$1,270
Rectangular - Tackboard Upholstered Wall Mount Tile	1	48	24	19	2	INW4824RTUT	COM \$572
 <ul style="list-style-type: none"> horizontal wall mount tile supported by aluminum Z clips wall fastener hardware provided by installer com ydg: 1 							A \$581
							B \$602
							C \$638
							D \$683
							E \$729
							F \$799
							G \$875
							H \$955
							I \$1,082
							J \$1,232
Rectangular - Tackboard Upholstered Wall Mount Tile	1	36	24	15	2	INW3624RTUT	COM \$494
 <ul style="list-style-type: none"> horizontal wall mount tile supported by aluminum Z clips wall fastener hardware provided by installer com ydg: 1 							A \$505
							B \$526
							C \$561
							D \$605
							E \$652
							F \$722
							G \$798
							H \$878
							I \$1,005
							J \$1,156

Tackboard - Upholstered Wall Mount Tile

Description	D	W	H	CTN WT	CU FT	① Model	List Price Per Grade
Rectangular - Tackboard Upholstered Wall Mount Tile	1	48	18	15	2	INW4818RTUT	COM \$489
 <ul style="list-style-type: none"> horizontal wall mount tile supported by aluminum Z clips wall fastener hardware provided by installer com ydg: $\frac{3}{4}$ 							A \$496
							B \$512
							C \$538
							D \$573
							E \$607
							F \$660
							G \$717
							H \$778
							I \$871
							J \$986

Rectangular - Tackboard Upholstered Wall Mount Tile	1	36	18	11	1	INW3618RTUT	COM \$448
 <ul style="list-style-type: none"> horizontal wall mount tile supported by aluminum Z clips wall fastener hardware provided by installer com ydg: $\frac{3}{4}$ 							A \$456
							B \$471
							C \$498
							D \$532
							E \$567
							F \$620
							G \$676
							H \$737
							I \$831
							J \$946


To Order, Specify:


- ① Model Number
- ② Fabric Selection - vendor, pattern and color


Specifications


- $\frac{1}{2}$ " soft tack core face
- $\frac{1}{4}$ " hard board backer panel
- covered with surface glued and stapled upholstery
- extruded aluminum mounting Z clips

Tackboard - Upholstered Wall Mount Tile

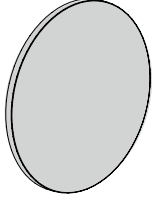
Description	D	W	H	CTN WT	CU FT	① Model	List Price Per Grade
Square - Tackboard Upholstered Wall Mount Tile	1	48	48	38	3	INW4848SQUT	COM \$719
 <ul style="list-style-type: none"> · supported by aluminum Z clips · wall fastener hardware provided by installer · com ydg: 1 ½ 							A \$735
							B \$765
							C \$818
							D \$886
							E \$954
							F \$1,060
							G \$1,173
							H \$1,294
							I \$1,483
							J \$1,711

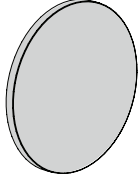
Square - Tackboard Upholstered Wall Mount Tile	1	36	36	21	2	INW3636SQUT	COM \$669
 <ul style="list-style-type: none"> · supported by aluminum Z clips · wall fastener hardware provided by installer · com ydg: 1 ¼ 							A \$683
							B \$707
							C \$752
							D \$808
							E \$866
							F \$953
							G \$1,049
							H \$1,148
							I \$1,306
							J \$1,496

Square - Tackboard Upholstered Wall Mount Tile	1	24	24	10	1	INW2424SQUT	COM \$453
 <ul style="list-style-type: none"> · supported by aluminum Z clips · wall fastener hardware provided by installer · com ydg: 1 							A \$464
							B \$484
							C \$519
							D \$564
							E \$611
							F \$681
							G \$757
							H \$837
							I \$964
							J \$1,114

Square - Tackboard Upholstered Wall Mount Tile	1	18	18	7	1	INW1818SQUT	COM \$405
 <ul style="list-style-type: none"> · supported by aluminum Z clips · wall fastener hardware provided by installer · com ydg: ¾ 							A \$413
							B \$428
							C \$454
							D \$489
							E \$523
							F \$576
							G \$633
							H \$694
							I \$787
							J \$902

Tackboard - Upholstered Wall Mount Tile

Description	D	W	H	CTN WT	CU FT	① Model	List Price Per Grade
Round - Tackboard Upholstered Wall Mount Tile	1	24	24	10	1	INW24RDUT	COM \$453
 <ul style="list-style-type: none"> · supported by aluminum Z clips · wall fastener hardware provided by installer · com ydg: 1 							A \$464
							B \$484
							C \$519
							D \$564
							E \$611
							F \$681
							G \$757
							H \$837
							I \$964
							J \$1,114

Round - Tackboard Upholstered Wall Mount Tile	1	18	18	7	1	INW18RDUT	COM \$405
 <ul style="list-style-type: none"> · supported by aluminum Z clips · wall fastener hardware provided by installer · com ydg: ¾ 							A \$413
							B \$428
							C \$454
							D \$489
							E \$523
							F \$576
							G \$633
							H \$694
							I \$787
							J \$902





To Order, Specify:

- ① Model Number
- ② Fabric Selection - vendor, pattern and color

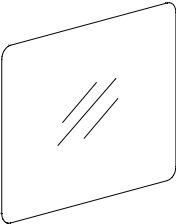



Specifications

- ½" soft tack core face
- ¼" hard board backer panel
- covered with surface glued and stapled upholstery
- extruded aluminum mounting Z clips

Glass Magnetic Marker - Wall Mount Tile

Description	D	W	H	CTN WT	CU FT	❶ Model	List Price
Rectangular - Glass Magnetic Wall Mounted Marker Tile	5/8	36	48	39	4	INW3648RTMBG	\$3,231
 <ul style="list-style-type: none">vertical wall mount tilesupported by aluminum Z clipswall fastener hardware provided by installer4mm white back painted tempered glasshidden aluminum 1/2" thin profile framemetal backer sheet for use with magnets							
Rectangular - Glass Magnetic Wall Mounted Marker Tile	5/8	30	48	32	4	INW3048RTMBG	\$2,578
 <ul style="list-style-type: none">vertical wall mount tilesupported by aluminum Z clipswall fastener hardware provided by installer4mm white back painted tempered glasshidden aluminum 1/2" thin profile framemetal backer sheet for use with magnets							
Rectangular - Glass Magnetic Wall Mounted Marker Tile	5/8	24	48	26	3	INW2448RTMBG	\$2,316
 <ul style="list-style-type: none">vertical wall mount tilesupported by aluminum Z clipswall fastener hardware provided by installer4mm white back painted tempered glasshidden aluminum 1/2" thin profile framemetal backer sheet for use with magnets							
Rectangular - Glass Magnetic Wall Mounted Marker Tile	5/8	18	48	20	2	INW1848RTMBG	\$1,652
 <ul style="list-style-type: none">vertical wall mount tilesupported by aluminum Z clipswall fastener hardware provided by installer4mm white back painted tempered glasshidden aluminum 1/2" thin profile framemetal backer sheet for use with magnets							

Glass Magnetic Marker - Wall Mount Tile

Description	D	W	H	CTN WT	CU FT	① Model	List Price
Rectangular - Glass Magnetic Wall Mounted Marker Tile  <ul style="list-style-type: none"> horizontal wall mount tile supported by aluminum Z clips wall fastener hardware provided by installer 4mm white back painted tempered glass hidden aluminum 1/2" thin profile frame metal backer sheet for use with magnets 	5/8	48	36	39	4	INW4836RTMBG	\$3,285
Rectangular - Glass Magnetic Wall Mounted Marker Tile  <ul style="list-style-type: none"> vertical wall mount tile supported by aluminum Z clips wall fastener hardware provided by installer 4mm white back painted tempered glass hidden aluminum 1/2" thin profile frame metal backer sheet for use with magnets 	5/8	30	36	25	3	INW3036RTMBG	\$1,991
Rectangular - Glass Magnetic Wall Mounted Marker Tile  <ul style="list-style-type: none"> vertical wall mount tile supported by aluminum Z clips wall fastener hardware provided by installer 4mm white back painted tempered glass hidden aluminum 1/2" thin profile frame metal backer sheet for use with magnets 	5/8	24	36	20	2	INW2436RTMBG	\$1,884
Rectangular - Glass Magnetic Wall Mounted Marker Tile  <ul style="list-style-type: none"> vertical wall mount tile supported by aluminum Z clips wall fastener hardware provided by installer 4mm white back painted tempered glass hidden aluminum 1/2" thin profile frame metal backer sheet for use with magnets 	5/8	18	36	15	2	INW1836RTMBG	\$1,373

To Order, Specify:

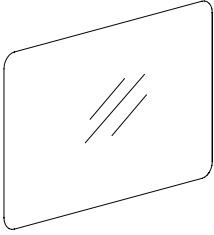
① Model Number

Specifications

- 4mm white back painted tempered glass marker surface
- 20 gauge metal backer sheet for magnet application
- 1/2" thin profile hidden extruded aluminum frame
- extruded aluminum mounting Z clips

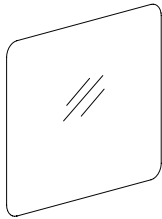
Glass Magnetic Marker - Wall Mount Tile

Description	D	W	H	CTN WT	CU FT	① Model	List Price
Rectangular - Glass Magnetic Wall Mounted Marker Tile	5/8	48	30	32	4	INW4830RTMBG	\$2,658



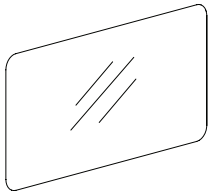
- horizontal wall mount tile
- supported by aluminum Z clips
- wall fastener hardware provided by installer
- 4mm white back painted tempered glass
- hidden aluminum 1/2" thin profile frame
- metal backer sheet for use with magnets

Rectangular - Glass Magnetic Wall Mounted Marker Tile	5/8	36	30	25	3	INW3630RTMBG	\$2,018
--	-----	----	----	----	---	--------------	---------



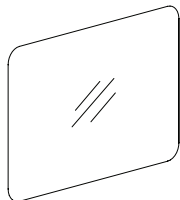
- horizontal wall mount tile
- supported by aluminum Z clips
- wall fastener hardware provided by installer
- 4mm white back painted tempered glass
- hidden aluminum 1/2" thin profile frame
- metal backer sheet for use with magnets

Rectangular - Glass Magnetic Wall Mounted Marker Tile	5/8	48	24	26	3	INW4824RTMBG	\$2,424
--	-----	----	----	----	---	--------------	---------



- horizontal wall mount tile
- supported by aluminum Z clips
- wall fastener hardware provided by installer
- 4mm white back painted tempered glass
- hidden aluminum 1/2" thin profile frame
- metal backer sheet for use with magnets

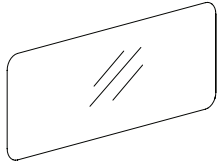
Rectangular - Glass Magnetic Wall Mounted Marker Tile	5/8	36	24	20	2	INW3624RTMBG	\$1,936
--	-----	----	----	----	---	--------------	---------



- horizontal wall mount tile
- supported by aluminum Z clips
- wall fastener hardware provided by installer
- 4mm white back painted tempered glass
- hidden aluminum 1/2" thin profile frame
- metal backer sheet for use with magnets

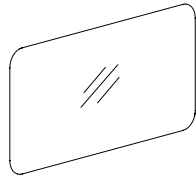
Glass Magnetic Marker - Wall Mount Tile

Description	D	W	H	CTN WT	CU FT	① Model	List Price
Rectangular - Glass Magnetic Wall Mounted Marker Tile	5/8	48	18	20	2	INW4818RTMBG	\$1,787



- horizontal wall mount tile
- supported by aluminum Z clips
- wall fastener hardware provided by installer
- 4mm white back painted tempered glass
- hidden aluminum 1/2" thin profile frame
- metal backer sheet for use with magnets

Rectangular - Glass Magnetic Wall Mounted Marker Tile	5/8	36	18	15	2	INW3618RTMBG	\$1,453
--	-----	----	----	----	---	--------------	---------



- horizontal wall mount tile
- supported by aluminum Z clips
- wall fastener hardware provided by installer
- 4mm white back painted tempered glass
- hidden aluminum 1/2" thin profile frame
- metal backer sheet for use with magnets

To Order, Specify:


① Model Number

Specifications

- 4mm white back painted tempered glass marker surface
- 20 gauge metal backer sheet for magnet application
- 1/2" thin profile hidden extruded aluminum frame
- extruded aluminum mounting Z clips

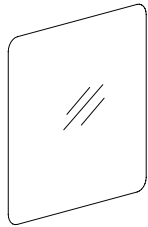
Glass Magnetic Marker - Wall Mount Tile

Description	D	W	H	CTN WT	CU FT	❶ Model	List Price
Square - Glass Magnetic Wall Mounted Marker Tile	5/8	48	48	50	6	INW4848SQMBG	\$3,831




- supported by aluminum Z clips
- wall fastener hardware provided by installer
- 4mm white back painted tempered glass
- hidden aluminum 1/2" thin profile frame
- metal backer sheet for use with magnets

Square - Glass Magnetic Wall Mounted Marker Tile	5/8	36	36	30	3	INW3636SQMBG	\$2,393
--	-----	----	----	----	---	--------------	---------



- supported by aluminum Z clips
- wall fastener hardware provided by installer
- 4mm white back painted tempered glass
- hidden aluminum 1/2" thin profile frame
- metal backer sheet for use with magnets

Square - Glass Magnetic Wall Mounted Marker Tile	5/8	24	24	14	2	INW2424SQMBG	\$1,324
--	-----	----	----	----	---	--------------	---------



- supported by aluminum Z clips
- wall fastener hardware provided by installer
- 4mm white back painted tempered glass
- hidden aluminum 1/2" thin profile frame
- metal backer sheet for use with magnets

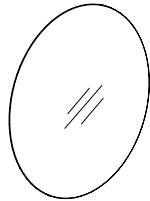
Square - Glass Magnetic Wall Mounted Marker Tile	5/8	18	18	9	1	INW1818SQMBG	\$958
--	-----	----	----	---	---	--------------	-------



- supported by aluminum Z clips
- wall fastener hardware provided by installer
- 4mm white back painted tempered glass
- hidden aluminum 1/2" thin profile frame
- metal backer sheet for use with magnets

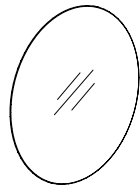
Glass Magnetic Marker - Wall Mount Tile

Description	D	W	H	CTN WT	CU FT	① Model	List Price
Round - Glass Magnetic Wall Mounted Marker Tile	5/8	24	24	12	2	INW24RDMBG	\$2,206



- supported by aluminum Z clips
- wall fastener hardware provided by installer
- 4mm white back painted tempered glass
- hidden aluminum 1/2" thin profile frame
- metal backer sheet for use with magnets


Round - Glass Magnetic Wall Mounted Marker Tile	5/8	18	18	9	1	INW18RDMBG	\$1,787
---	-----	----	----	---	---	------------	---------



- supported by aluminum Z clips
- wall fastener hardware provided by installer
- 4mm white back painted tempered glass
- hidden aluminum 1/2" thin profile frame
- metal backer sheet for use with magnets

To Order, Specify:
① Model Number


- Specifications**
- 4mm white back painted tempered glass marker surface
 - 20 gauge metal backer sheet for magnet application
 - 1/2" thin profile hidden extruded aluminum frame
 - extruded aluminum mounting Z clips

Description	D	W	H	CTN WT	CU FT	 Model	List Price
Rectangular - Laminate Wall Mount Marker Tile	1	36	48	43	3	INW3648RTMBL	\$959



- vertical wall mount tile
- supported by aluminum Z clips
- wall fastener hardware provided by installer
- white markerboard high pressure laminate
- white edge band

Rectangular - Laminate Wall Mount Marker Tile	1	30	48	37	2	INW3048RTMBL	\$845
---	---	----	----	----	---	--------------	-------



- vertical wall mount tile
- supported by aluminum Z clips
- wall fastener hardware provided by installer
- white markerboard high pressure laminate
- white edge band

Rectangular - Laminate Wall Mount Marker Tile	1	24	48	30	2	INW2448RTMBL	\$730
---	---	----	----	----	---	--------------	-------

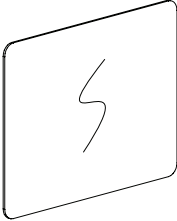





- vertical wall mount tile
- supported by aluminum Z clips
- wall fastener hardware provided by installer
- white markerboard high pressure laminate
- white edge band

Rectangular - Laminate Wall Mount Marker Tile	1	18	48	22	2	INW1848RTMBL	\$581
---	---	----	----	----	---	--------------	-------



- vertical wall mount tile
- supported by aluminum Z clips
- wall fastener hardware provided by installer
- white markerboard high pressure laminate
- white edge band


Description	D	W	H	CTN WT	CU FT	① Model	List Price
Rectangular - Laminate Wall Mount Marker Tile  <ul style="list-style-type: none"> horizontal wall mount tile supported by aluminum Z clips wall fastener hardware provided by installer white markerboard high pressure laminate white edge band 	1	48	36	43	3	INW4836RTMBL	\$959
Rectangular - Laminate Wall Mount Marker Tile  <ul style="list-style-type: none"> horizontal wall mount tile supported by aluminum Z clips wall fastener hardware provided by installer white markerboard high pressure laminate white edge band 	1	30	36	28	2	INW3036RTMBL	\$704
Rectangular - Laminate Wall Mount Marker Tile  <ul style="list-style-type: none"> vertical wall mount tile supported by aluminum Z clips wall fastener hardware provided by installer white markerboard high pressure laminate white edge band 	1	24	36	22	2	INW2436RTMBL	\$531
Rectangular - Laminate Wall Mount Marker Tile  <ul style="list-style-type: none"> vertical wall mount tile supported by aluminum Z clips wall fastener hardware provided by installer white markerboard high pressure laminate white edge band 	1	18	36	18	1	INW1836RTMBL	\$499

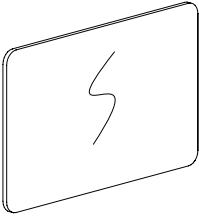
To Order, Specify:

① Model Number

Specifications

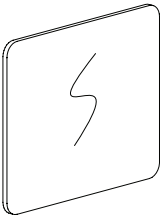
- ¾" thickness, 3 ply balanced construction
- 1mm PVC edge
- white high pressure marker laminate face
- phenolic balancing backer panel
- extruded aluminum mounting Z clips

Description	D	W	H	CTN WT	CU FT	 Model	List Price
Rectangular - Laminate Wall Mount Marker Tile	1	48	30	37	2	INW4830RTMBL	\$845



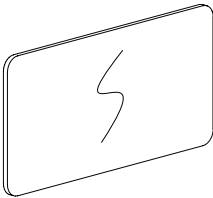
- horizontal wall mount tile
- supported by aluminum Z clips
- wall fastener hardware provided by installer
- white markerboard high pressure laminate
- white edge band

Rectangular - Laminate Wall Mount Marker Tile	1	36	30	28	2	INW3630RTMBL	\$704
---	---	----	----	----	---	--------------	-------



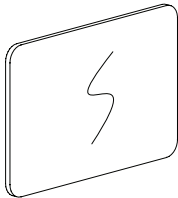
- horizontal wall mount tile
- supported by aluminum Z clips
- wall fastener hardware provided by installer
- white markerboard high pressure laminate
- white edge band

Rectangular - Laminate Wall Mount Marker Tile	1	48	24	30	2	INW4824RTMBL	\$730
---	---	----	----	----	---	--------------	-------



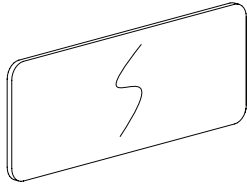
- horizontal wall mount tile
- supported by aluminum Z clips
- wall fastener hardware provided by installer
- white markerboard high pressure laminate
- white edge band

Rectangular - Laminate Wall Mount Marker Tile	1	36	24	22	2	INW3624RTMBL	\$531
---	---	----	----	----	---	--------------	-------



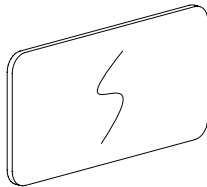
- horizontal wall mount tile
- supported by aluminum Z clips
- wall fastener hardware provided by installer
- white markerboard high pressure laminate
- white edge band

Description	D	W	H	CTN WT	CU FT	① Model	List Price
Rectangular - Laminate Wall Mount Marker Tile	1	48	18	22	2	INW4818RTMBL	\$581



- horizontal wall mount tile
- supported by aluminum Z clips
- wall fastener hardware provided by installer
- white markerboard high pressure laminate
- white edge band

Rectangular - Laminate Wall Mount Marker Tile	1	36	18	18	1	INW3618RTMBL	\$499
---	---	----	----	----	---	--------------	-------



- horizontal wall mount tile
- supported by aluminum Z clips
- wall fastener hardware provided by installer
- white markerboard high pressure laminate
- white edge band

To Order, Specify:

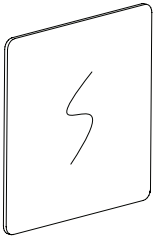
① Model Number

Specifications

- ¾" thickness, 3 ply balanced construction
- 1mm PVC edge
- white high pressure marker laminate face
- phenolic balancing backer panel
- extruded aluminum mounting Z clips


Laminate - Marker Wall Mount Tile

Description	D	W	H	CTN WT	CU FT	① Model	List Price
Square - Laminate Wall Mount Marker Tile	1	48	48	57	3	INW4848SQMBL	\$1,188



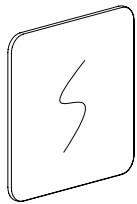
- supported by aluminum Z clips
- wall fastener hardware provided by installer
- white markerboard high pressure laminate
- white edge band

Square - Laminate Wall Mount Marker Tile	1	36	36	33	2	INW3636SQMBL	\$786
---	---	----	----	----	---	--------------	-------



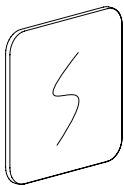
- supported by aluminum Z clips
- wall fastener hardware provided by installer
- white markerboard high pressure laminate
- white edge band

Square - Laminate Wall Mount Marker Tile	1	24	24	16	1	INW2424SQMBL	\$505
---	---	----	----	----	---	--------------	-------




- supported by aluminum Z clips
- wall fastener hardware provided by installer
- white markerboard high pressure laminate
- white edge band

Square - Laminate Wall Mount Marker Tile	1	18	18	11	1	INW1818SQMBL	\$370
---	---	----	----	----	---	--------------	-------



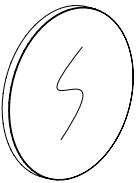
- supported by aluminum Z clips
- wall fastener hardware provided by installer
- white markerboard high pressure laminate
- white edge band

Description	D	W	H	CTN WT	CU FT	① Model	List Price
Round - Laminate Wall Mount Marker Tile	1	24	24	16	1	INW24RDMBL	\$499



- supported by aluminum Z clips
- wall fastener hardware provided by installer
- white markerboard high pressure laminate
- white edge band

Round - Laminate Wall Mount Marker Tile	1	18	18	11	1	INW18RDMBL	\$387
--	---	----	----	----	---	------------	-------



- supported by aluminum Z clips
- wall fastener hardware provided by installer
- white markerboard high pressure laminate
- white edge band

To Order, Specify:**①** Model Number**Specifications**

- 3/4" thickness, 3 ply balanced construction
- 1mm PVC edge
- white high pressure marker laminate face
- phenolic balancing backer panel
- extruded aluminum mounting Z clips

Description	D	W	H	CTN WT	CU FT	❶ Model	Flat Cut List Price	Double Cut List Price
Rectangular - Veneer Wall Mounted Tile	1	36	48	43	3	INW3648RTV	\$1,050	\$1,177



- vertical wall mount tile
- supported by aluminum Z clips
- wall fastener hardware provided by installer
- veneer grain direction runs vertical on tile face

Rectangular - Veneer Wall Mounted Tile	1	30	48	37	2	INW3048RTV	\$997	\$1,116
--	---	----	----	----	---	------------	-------	---------




- vertical wall mount tile
- supported by aluminum Z clips
- wall fastener hardware provided by installer
- veneer grain direction runs vertical on tile face

Rectangular - Veneer Wall Mounted Tile	1	24	48	30	2	INW2448RTV	\$943	\$1,058
--	---	----	----	----	---	------------	-------	---------

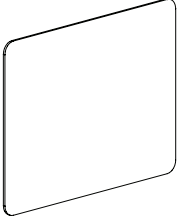





- vertical wall mount tile
- supported by aluminum Z clips
- wall fastener hardware provided by installer
- veneer grain direction runs vertical on tile face

Rectangular - Veneer Wall Mounted Tile	1	18	48	22	2	INW1848RTV	\$855	\$960
--	---	----	----	----	---	------------	-------	-------



- vertical wall mount tile
- supported by aluminum Z clips
- wall fastener hardware provided by installer
- veneer grain direction runs vertical on tile face

Description	D	W	H	CTN WT	CU FT	① Model	Flat Cut List Price	Double Cut List Price
Rectangular - Veneer Wall Mounted Tile  <ul style="list-style-type: none"> horizontal wall mount tile supported by aluminum Z clips wall fastener hardware provided by installer veneer grain direction runs vertical on tile face 	1	48	36	43	3	INW4836RTV	\$1,050	\$1,177
Rectangular - Veneer Wall Mounted Tile  <ul style="list-style-type: none"> horizontal wall mount tile supported by aluminum Z clips wall fastener hardware provided by installer veneer grain direction runs vertical on tile face 	1	30	36	28	2	INW3036RTV	\$932	\$1,044
Rectangular - Veneer Wall Mounted Tile  <ul style="list-style-type: none"> vertical wall mount tile supported by aluminum Z clips wall fastener hardware provided by installer veneer grain direction runs vertical on tile face 	1	24	36	22	2	INW2436RTV	\$888	\$996
Rectangular - Veneer Wall Mounted Tile  <ul style="list-style-type: none"> vertical wall mount tile supported by aluminum Z clips wall fastener hardware provided by installer veneer grain direction runs vertical on tile face 	1	18	36	18	1	INW1836RTV	\$813	\$910


To Order, Specify:

- ① Model Number
- ② Wood Species:
- a.) Maple (M)
 - b.) Walnut (W)
 - c.) White Oak (WK1)
 - d.) Double Cut (DC1)
- ③ Finish
- a.) Maple Finish
 - b.) Walnut Finish
 - c.) White Oak Finish
 - d.) Double Cut Finish

Specifications


- ¾" thickness, 3 ply balanced construction
- veneer edge band
- balancing backer panel
- extruded aluminum mounting Z clips

Description	D	W	H	CTN WT	CU FT	❶ Model	Flat Cut List Price	Double Cut List Price
Rectangular - Veneer Wall Mounted Tile	1	48	30	37	2	INW4830RTV	\$997	\$1,116



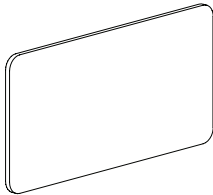
- horizontal wall mount tile
- supported by aluminum Z clips
- wall fastener hardware provided by installer
- veneer grain direction runs vertical on tile face

Rectangular - Veneer Wall Mounted Tile	1	36	30	28	2	INW3630RTV	\$932	\$1,044
--	---	----	----	----	---	------------	-------	---------



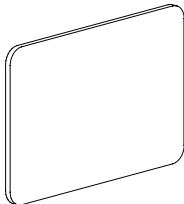
- horizontal wall mount tile
- supported by aluminum Z clips
- wall fastener hardware provided by installer
- veneer grain direction runs vertical on tile face

Rectangular - Veneer Wall Mounted Tile	1	48	24	30	2	INW4824RTV	\$943	\$1,058
--	---	----	----	----	---	------------	-------	---------



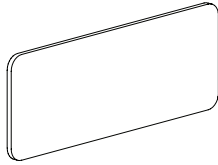
- horizontal wall mount tile
- supported by aluminum Z clips
- wall fastener hardware provided by installer
- veneer grain direction runs vertical on tile face

Rectangular - Veneer Wall Mounted Tile	1	36	24	22	2	INW3624RTV	\$888	\$996
--	---	----	----	----	---	------------	-------	-------



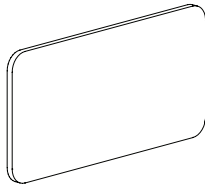
- horizontal wall mount tile
- supported by aluminum Z clips
- wall fastener hardware provided by installer
- veneer grain direction runs vertical on tile face

Description	D	W	H	CTN WT	CU FT	① Model	Flat Cut List Price	Double Cut List Price
Rectangular - Veneer Wall Mounted Tile	1	48	18	22	2	INW4818RTV	\$855	\$960



- horizontal wall mount tile
- supported by aluminum Z clips
- wall fastener hardware provided by installer
- veneer grain direction runs vertical on tile face

Rectangular - Veneer Wall Mounted Tile	1	36	18	18	1	INW3618RTV	\$813	\$910
--	---	----	----	----	---	------------	-------	-------



- horizontal wall mount tile
- supported by aluminum Z clips
- wall fastener hardware provided by installer
- veneer grain direction runs vertical on tile face


To Order, Specify:

- ① Model Number
- ② Wood Species:
- Maple (M)
 - Walnut (W)
 - White Oak (WK1)
 - Double Cut (DC1)
- ③ Finish
- Maple Finish
 - Walnut Finish
 - White Oak Finish
 - Double Cut Finish

Specifications

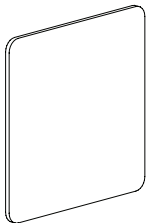
- ¾" thickness, 3 ply balanced construction
- veneer edge band
- balancing backer panel
- extruded aluminum mounting Z clips

Description	D	W	H	CTN WT	CU FT	❶ Model	Flat Cut List Price	Double Cut List Price
Square - Veneer Wall Mounted Tile	1	48	48	57	3	INW4848SQV	\$1,165	\$1,305




- supported by aluminum Z clips
- wall fastener hardware provided by installer
- veneer grain direction runs vertical on tile face

Square - Veneer Wall Mounted Tile	1	36	36	33	2	INW3636SQV	\$970	\$1,086
--------------------------------------	---	----	----	----	---	------------	-------	---------



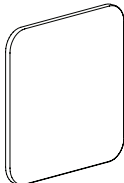
- supported by aluminum Z clips
- wall fastener hardware provided by installer
- veneer grain direction runs vertical on tile face

Square - Veneer Wall Mounted Tile	1	24	24	16	1	INW2424SQV	\$832	\$932
--------------------------------------	---	----	----	----	---	------------	-------	-------



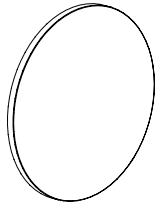
- supported by aluminum Z clips
- wall fastener hardware provided by installer
- veneer grain direction runs vertical on tile face

Square - Veneer Wall Mounted Tile	1	18	18	11	1	INW1818SQV	\$755	\$846
--------------------------------------	---	----	----	----	---	------------	-------	-------



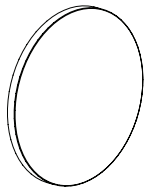
- supported by aluminum Z clips
- wall fastener hardware provided by installer
- veneer grain direction runs vertical on tile face

Description	D	W	H	CTN WT	CU FT	① Model	Flat Cut List Price	Double Cut List Price
Round - Veneer Wall Mounted Tile	1	24	24	16	1	INW24RDV	\$798	\$894



- supported by aluminum Z clips
- wall fastener hardware provided by installer
- veneer grain direction runs vertical on tile face

Round - Veneer Wall Mounted Tile	1	18	18	11	1	INW18RDV	\$755	\$846
----------------------------------	---	----	----	----	---	----------	-------	-------



- supported by aluminum Z clips
- wall fastener hardware provided by installer
- veneer grain direction runs vertical on tile face

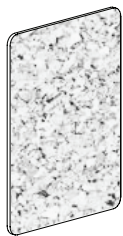
To Order, Specify:

- ① Model Number
- ② Wood Species:
- a.) Maple (M)
 - b.) Walnut (W)
 - c.) White Oak (WK1)
 - d.) Double Cut (DC1)
- ③ Finish
- a.) Maple Finish
 - b.) Walnut Finish
 - c.) White Oak Finish
 - d.) Double Cut Finish

Specifications


- ¾" thickness, 3 ply balanced construction
- veneer edge band
- balancing backer panel
- extruded aluminum mounting Z clips

Description	D	W	H	CTN WT	CU FT	❶ Model	List Price
Rectangular - Cork Wall Mounted Tile	1	36	48	21	3	INW3648RTC	\$1,228




- vertical wall mount tile
- supported by aluminum Z clips
- wall fastener hardware provided by installer
- natural cork tackable face

Rectangular - Cork Wall Mounted Tile	1	30	48	17	3	INW3048RTC	\$852
--------------------------------------	---	----	----	----	---	------------	-------



- vertical wall mount tile
- supported by aluminum Z clips
- wall fastener hardware provided by installer
- natural cork tackable face

Rectangular - Cork Wall Mounted Tile	1	24	48	14	2	INW2448RTC	\$760
--------------------------------------	---	----	----	----	---	------------	-------







- vertical wall mount tile
- supported by aluminum Z clips
- wall fastener hardware provided by installer
- natural cork tackable face

Rectangular - Cork Wall Mounted Tile	1	18	48	11	2	INW1848RTC	\$600
--------------------------------------	---	----	----	----	---	------------	-------



- vertical wall mount tile
- supported by aluminum Z clips
- wall fastener hardware provided by installer
- natural cork tackable face

Description	D	W	H	CTN WT	CU FT	① Model	List Price
Rectangular - Cork Wall Mounted Tile  <ul style="list-style-type: none"> horizontal wall mount tile supported by aluminum Z clips wall fastener hardware provided by installer natural cork tackable face 	1	48	36	21	3	INW4836RTC	\$1,228
Rectangular - Cork Wall Mounted Tile  <ul style="list-style-type: none"> vertical wall mount tile supported by aluminum Z clips wall fastener hardware provided by installer natural cork tackable face 	1	30	36	13	2	INW3036RTC	\$684
Rectangular - Cork Wall Mounted Tile  <ul style="list-style-type: none"> vertical wall mount tile supported by aluminum Z clips wall fastener hardware provided by installer natural cork tackable face 	1	24	36	11	2	INW2436RTC	\$590
Rectangular - Cork Wall Mounted Tile  <ul style="list-style-type: none"> vertical wall mount tile supported by aluminum Z clips wall fastener hardware provided by installer natural cork tackable face 	1	18	36	8	1	INW1836RTC	\$493


To Order, Specify:

① Model Number

Specifications


- extruded PVC ½" thick panel
- natural cork ¼" thick tackable face
- extruded aluminum mounting Z clips

Description	D	W	H	CTN WT	CU FT	❶ Model	List Price
Rectangular - Cork Wall Mounted Tile	1	48	30	17	2	INW4830RTC	\$852




- horizontal wall mount tile
- supported by aluminum Z clips
- wall fastener hardware provided by installer
- natural cork tackable face

Rectangular - Cork Wall Mounted Tile	1	36	30	13	2	INW3630RTC	\$684
--------------------------------------	---	----	----	----	---	------------	-------




- horizontal wall mount tile
- supported by aluminum Z clips
- wall fastener hardware provided by installer
- natural cork tackable face

Rectangular - Cork Wall Mounted Tile	1	48	24	14	2	INW4824RTC	\$760
--------------------------------------	---	----	----	----	---	------------	-------




- horizontal wall mount tile
- supported by aluminum Z clips
- wall fastener hardware provided by installer
- natural cork tackable face

Rectangular - Cork Wall Mounted Tile	1	36	24	11	2	INW3624RTC	\$590
--------------------------------------	---	----	----	----	---	------------	-------




- horizontal wall mount tile
- supported by aluminum Z clips
- wall fastener hardware provided by installer
- natural cork tackable face

Description	D	W	H	CTN WT	CU FT	① Model	List Price
Rectangular - Cork Wall Mounted Tile	1	48	18	11	2	INW4818RTC	\$600



- horizontal wall mount tile
- supported by aluminum Z clips
- wall fastener hardware provided by installer
- natural cork tackable face

Rectangular - Cork Wall Mounted Tile	1	36	18	8	1	INW3618RTC	\$493
--------------------------------------	---	----	----	---	---	------------	-------



- horizontal wall mount tile
- supported by aluminum Z clips
- wall fastener hardware provided by installer
- natural cork tackable face

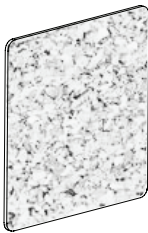
To Order, Specify:

① Model Number

Specifications


- extruded PVC ½" thick panel
- natural cork ¼" thick tackable face
- extruded aluminum mounting Z clips

Description	D	W	H	CTN WT	CU FT	❶ Model	List Price
Square - Cork Wall Mounted Tile	1	48	48	28	3	INW4848SQC	\$1,243



- supported by aluminum Z clips
- wall fastener hardware provided by installer
- natural cork tackable face

Square - Cork Wall Mounted Tile	1	36	36	16	2	INW3636SQC	\$789
---------------------------------	---	----	----	----	---	------------	-------




- supported by aluminum Z clips
- wall fastener hardware provided by installer
- natural cork tackable face

Square - Cork Wall Mounted Tile	1	24	24	7	1	INW2424SQC	\$458
---------------------------------	---	----	----	---	---	------------	-------



- supported by aluminum Z clips
- wall fastener hardware provided by installer
- natural cork tackable face

Square - Cork Wall Mounted Tile	1	18	18	4	1	INW1818SQC	\$349
---------------------------------	---	----	----	---	---	------------	-------




- supported by aluminum Z clips
- wall fastener hardware provided by installer
- natural cork tackable face

Description	D	W	H	CTN WT	CU FT	① Model	List Price
Round - Cork Wall Mounted Tile	1	24	24	7	1	INW24RDC	\$458



- supported by aluminum Z clips
- wall fastener hardware provided by installer
- natural cork tackable face

Round - Cork Wall Mounted Tile	1	18	18	7	1	INW18RDC	\$349
--------------------------------	---	----	----	---	---	----------	-------



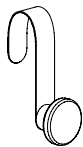
- supported by aluminum Z clips
- wall fastener hardware provided by installer
- natural cork tackable face

To Order, Specify:**①** Model Number**Specifications**

- extruded PVC ½" thick panel
- natural cork ¼" thick tackable face
- extruded aluminum mounting Z clips

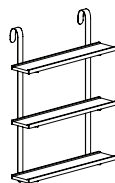
Wall Mount Tile Accessories - Poufy Upholstered Tiles and Conversation Cubby Back Panel

Description	D	W	H	CTN WT	CU FT	① Model	List Price
Knob - Poufy Upholstered Wall Mount Tile Accessory	3 7/8	2 1/2	7	2	1	INA0307WR-KNOB	\$234



- supported by a radius metal hook
- solid maple knob standard
- solid walnut or white oak knob available, specify and add \$19 list
- maximum weight rating 10 lbs. (evenly distributed load)

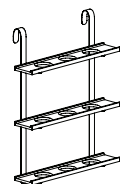
Shelves - Poufy Upholstered Wall Mount Tile Accessories	5 7/8	24	32	9	4	INA2432WR-3SHELF	\$798
	5 7/8	24	20	7	3	INA2420WR-2SHELF	\$625
	5 7/8	24	8	5	2	INA2408WR-1SHELF	\$444



- supported by two radius metal hooks
- shelf depth 4 3/4"
- solid maple shelves standard
- walnut or white oak shelves available, specify and add \$112 list
- maximum weight rating 10 lbs. per shelf (evenly distributed load)

-3SHELF shown

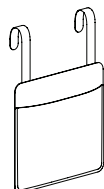
Planter Shelves - Poufy Upholstered Wall Mount Tile Accessories	5 7/8	24	32	9	4	INA2432WR-3PLANTER	\$839
	5 7/8	24	20	7	3	INA2420WR-2PLANTER	\$653
	5 7/8	24	8	5	2	INA2408WR-1PLANTER	\$457



- supported by two radius metal hooks
- solid maple planter shelves standard
- planter shelf with nine 3 1/2" holes for plant containers
- walnut or white planter oak shelves available, specify and add \$112 list
- maximum weight rating 10 lbs. per shelf (evenly distributed load)

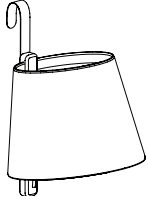
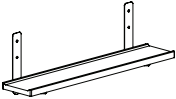
-3PLANTER shown

Pouch - Poufy Upholstered Wall Mount Tile Accessory	2 5/8	14	20	2	1	INA1111WR-POUCH	\$525
---	-------	----	----	---	---	-----------------	-------



- supported by two radius metal hooks
- aniline dye leather
- maximum weight rating 10 lbs. (evenly distributed load)

Wall Mount Tile Accessories - Poufy Upholstered Tiles and Conversation Cubby Back Panel

Description	D	W	H	CTN WT	CU FT	① Model	List Price
Sconce Lamp - Poufy Upholstered Wall Mount Tile Accessory 	17 1/8	15	22	9	4	INA1522WR-SCONCE	\$758
<ul style="list-style-type: none"> supported by a radius metal hook 15' cord cord mounted rocker on/off switch - three prong plug fabric power cord specify graphite, yellow or indigo fabric cord color on/off switch on cord 32" from light - field assembly required maximum 60 watt light bulb, NOT included/LED bulb recommended SELECT Maharam Mode SHADE FABRIC COLOR maple sconce support standard walnut or white oak sconce support available, specify and add \$26 list 							
Tray - Poufy and Square Upholstered Wall Mount Tile Accessory 	4 3/4	24	1	5	2	INA0524T	\$382
<ul style="list-style-type: none"> for use with square laminate marker, cork and tackable screen accessories supported by two metal brackets tray can be field installed on any 24" or wider tile except glass marker tiles tray can not be installed on intermediate positioned tiles (space is required below tile for clearance) maximum weight rating 10 lbs. (evenly distributed load) walnut or white oak tray available, specify and add \$40 list 							

To Order, Specify:

- ① Model Number
- ② Wood Species:
 - a.) Standard Maple (M)
 - b.) Premium Walnut (W) - upcharge applies
 - c.) Premium White Oak (WK1) - upcharge applies
- ③ Finish - Accessory Knob, Shelf, Planter, Lamp or Tray
 - a.) Maple Finish (M)
 - b.) Walnut Finish (W)
 - c.) White Oak Finish (WK1)
 - d.) Paint Color
- ④ Lamp Shade - Maharam - Mode
- ⑤ Metal Color - Arctic Silver (ASL), Matte Black (MBK), Pewter (PEW) or Soft Nickel (SNK)

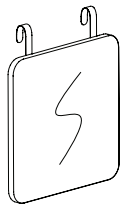
Specifications

- 16 gauge stamped metal mounting hooks

Wall Mount Tile Accessories - Poufy Upholstered Tiles and Conversation Cubby Back Panel

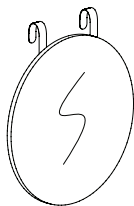
Description	D	W	H	CTN WT	CU FT	❶ Model	List Price
Square Laminate Marker Tile - Poufy Upholstered Wall Mount Tile Accessory	2 ⅝	24	24	17	2	INA2424WR-SQM	\$532

- supported by two radius metal hooks
- white markerboard high pressure laminate
- white edge band



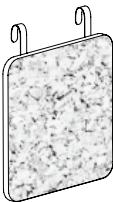
Round Laminate Marker Tile - Poufy Upholstered Wall Mount Tile Accessory	2 ⅝	24	24	17	2	INA24WR-RDM	\$525
--	-----	----	----	----	---	-------------	-------

- supported by two radius metal hooks
- white markerboard high pressure laminate
- white edge band



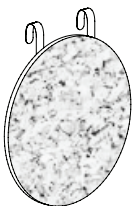
Square Cork Tile - Poufy Uphol- stered Wall Mount Tile Accessory	2 ⅝	24	24	8	2	INA2424WR-SQC	\$499
---	-----	----	----	---	---	---------------	-------

- supported by two radius metal hooks
- extruded PVC ½" thick panel
- natural cork ¼" thick tackable face

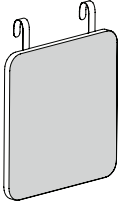


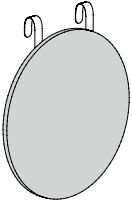
Round Cork Tile - Poufy Uphol- stered Wall Mount Tile Accessory	2 ⅝	24	24	7	2	INA24WR-RDC	\$499
--	-----	----	----	---	---	-------------	-------

- supported by two radius metal hooks
- extruded PVC ½" thick panel
- natural cork ¼" thick tackable face



Wall Mount Tile Accessories - Poufy Upholstered Tiles and Conversation Cubby Back Panel

Description	D	W	H	CTN WT	CU FT	① Model	List Price Per Grade
Square Tackboard Tile - Poufy Upholstered Wall Mount Tile Accessory	2 1/8	48	48	11	2	INA2424WR-SQUT	COM \$492
 <ul style="list-style-type: none"> · supported by two radius metal hooks · 1/2" soft tack core face · 1/4" hardwood backer panel · covered with surface glue and stapled upholstery · com ydg: 1 							A \$502
							B \$523
							C \$559
							D \$603
							E \$650
							F \$720
							G \$796
							H \$876
							I \$1,002
							J \$1,154

Round Tackboard Tile - Poufy Upholstered Wall Mount Tile Accessory	2 1/8	24	24	11	2	INA24WR-RDUT	COM \$493
 <ul style="list-style-type: none"> · supported by two radius metal hooks · 1/2" soft tack core face · 1/4" hardwood backer panel · covered with surface glue and stapled upholstery · com ydg: 1 1/2 							A \$510
							B \$539
							C \$592
							D \$660
							E \$729
							F \$834
							G \$948
							H \$1,070
							I \$1,258
							J \$1,486

To Order, Specify:

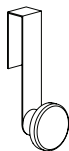
- ① Model Number
- ② Fabric Selection - vendor, pattern and color
- ③ Metal Color - Arctic Silver (ASL), Matte Black (MBK), Pewter (PEW) or Soft Nickel (SNK)

Specifications

- 16 gauge stamped metal mounting hooks

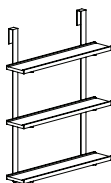
Wall Mount Tile Accessories - Square Profile Tiles (Tackboard, Cork, Veneer and Laminate Marker)

Description	D	W	H	CTN WT	CU FT	① Model	List Price
Knob - Square Profile Wall Mount Tile Accessory	3 7/8	2 1/2	7	2	1	INA0307WS-KNOB	\$234



- supported by a metal hook
- solid maple knob standard
- solid walnut or white oak knob available, specify and add \$20 list
- maximum weight rating 10 lbs. (evenly distributed load)

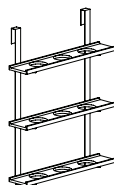
Shelves - Square Profile Wall Mount Tile Accessories	5 7/8	24	32	9	4	INA2432WS-3SHELF	\$798
	5 7/8	24	20	7	3	INA2420WS-2SHELF	\$625
	5 7/8	24	8	5	2	INA2408WS-1SHELF	\$444



-3SHELF shown

- supported by two metal hooks
- shelf depth 4 3/4"
- solid maple shelves standard
- walnut or white oak shelves available, specify and add \$112 list
- maximum weight rating 10 lbs. per shelf (evenly distributed)

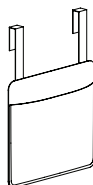
Planter Shelves - Square Profile Wall Mount Tile Accessories	5 7/8	24	32	9	4	INA2432WS-3PLANTER	\$839
	5 7/8	24	20	7	3	INA2420WS-2PLANTER	\$653
	5 7/8	24	8	5	2	INA2408WS-1PLANTER	\$457



-3PLANTER shown

- supported by two metal hooks
- planter shelf with nine 3 1/2" holes for plant containers
- maple planter shelves standard
- walnut or white planter oak shelves available, specify and add \$112 list

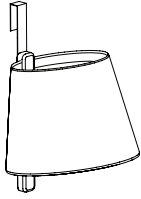
Pouch - Square Profile Wall Mount Tile Accessory	2 5/8	14	20	2	1	INA1111WS-POUCH	\$525
--	-------	----	----	---	---	-----------------	-------



- supported by two metal hooks
- aniline dye leather
- maximum weight rating 10 lbs. (evenly distributed load)

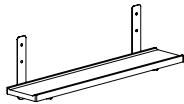
Wall Mount Tile Accessories - Square Profile Tiles (Tackboard, Cork, Veneer and Laminate Marker)

Description	D	W	H	CTN WT	CU FT	① Model	List Price
Sconce Lamp - Square Profile Wall Mount Tile Accessory	17 1/8	15	22	9	4	INA1522WS-SCONCE	\$758



- supported by a radius metal hook
- 15' cord
- cord mounted rocker on/off switch - three prong plug fabric power cord
- specify graphite, yellow or indigo fabric cord color
- on/off switch on cord 32" from light - field assembly required
- maximum 60 watt light bulb, NOT included/LED bulb recommended
- SELECT Maharam Mode SHADE FABRIC COLOR
- maple sconce support standard
- walnut or white oak sconce support available, specify and add \$26 list

Tray - Poufy and Square Uphol- stered Wall Mount Tile Accessory	4 3/4	24	1	5	2	INA0524T	\$382
--	-------	----	---	---	---	----------	-------



- for use with square laminate marker, cork and tackable screen accessories
- supported by two metal brackets
- tray can be field installed on any 24" or wider tile except glass marker tiles
- tray can not be installed on intermediate positioned tiles (space is required below tile for clearance)
- maximum weight rating 10 lbs. (evenly distributed load)
- walnut or white oak tray available, specify and add \$40 list

To Order, Specify:

- ① Model Number
- ② Wood Species:
 - a.) Standard Maple (M)
 - b.) Premium Walnut (W) - upcharge applies
 - c.) Premium White Oak (WK1) - upcharge applies
- ③ Finish - Accessory Knob, Shelf, Planter, Lamp or Tray
 - a.) Maple Finish (M)
 - b.) Walnut Finish (W)
 - c.) White Oak Finish (WK1)
 - d.) Paint Color
- ④ Lamp Shade - Maharam - Mode
- ⑤ Metal Color - Arctic Silver (ASL), Matte Black (MBK),
Pewter (PEW) or Soft Nickel (SNK)

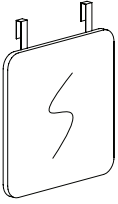
Specifications

- 16 gauge stamped metal mounting hooks

Wall Mount Tile Accessories - Square Profile Tiles (Tackboard, Cork, Veneer and Laminate Marker)

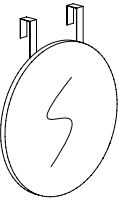
Description	D	W	H	CTN WT	CU FT	① Model	List Price
Square - Laminate Marker Tile Square Profile Wall Mount Tile Accessory	2 ⅝	24	24	17	2	INA2424WS-SQM	\$532

- supported by two metal hooks
- white markboard high pressure laminate
- white edge band



Round - Laminate Marker Tile Square Profile Wall Mount Tile Accessory	2 ⅝	24	24	17	2	INA24WS-RDM	\$525
---	-----	----	----	----	---	-------------	-------

- supported by two metal hooks
- white markboard high pressure laminate
- white edge band



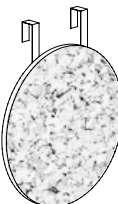
Square - Cork Tile Square Profile Wall Mount Tile Accessory	2 ⅝	24	24	8	2	INA2424WS-SQC	\$499
--	-----	----	----	---	---	---------------	-------

- supported by two radius metal hooks
- extruded PVC ½" thick panel
- natural cork ¼" thick tackable face

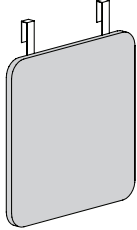


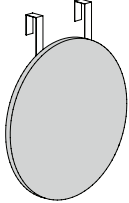
Round - Cork Tile Square Profile Wall Mount Tile Accessory	2 ⅝	24	24	7	2	INA24WS-RDC	\$499
---	-----	----	----	---	---	-------------	-------

- supported by two radius metal hooks
- extruded PVC ½" thick panel
- natural cork ¼" thick tackable face



Wall Mount Tile Accessories - Square Profile Tiles

Description	D	W	H	CTN WT	CU FT	① Model	List Price Per Grade
Square - Tackboard Tile Square Profile Wall Mount Tile Accessory	2 1/8	48	48	11	2	INA2424WS-SQUT	COM \$492
 <ul style="list-style-type: none"> supported by two radius metal hooks 1/2" soft tack core face 1/4" hardwood backer panel covered with surface glue and stapled upholstery com ydg: 1 							A \$502
							B \$523
							C \$559
							D \$603
							E \$650
							F \$720
							G \$796
							H \$876
							I \$1,002
							J \$1,154

Round - Tackboard Tile Square Profile Wall Mount Tile Accessory	2 1/8	24	24	11	2	INA24WS-RDUT	COM \$493
 <ul style="list-style-type: none"> supported by two radius metal hooks 1/2" soft tack core face 1/4" hardwood backer panel covered with surface glue and stapled upholstery com ydg: 1 1/2 							A \$510
							B \$539
							C \$592
							D \$660
							E \$729
							F \$834
							G \$948
							H \$1,070
							I \$1,258
							J \$1,486

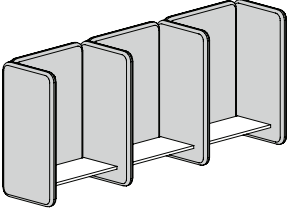
To Order, Specify:

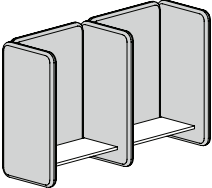
- ① Model Number
- ② Fabric Selection - vendor, pattern and color
- ③ Metal Color - Arctic Silver (ASL), Matte Black (MBK), Pewter (PEW) or Soft Nickel (SNK)

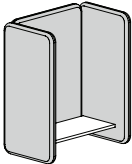
Specifications


- 16 gauge stamped metal mounting hooks

Conversation Cubby - Upholstered Wall Mount Unit

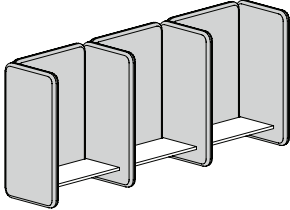
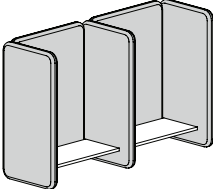
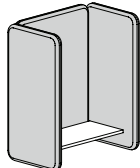
Description	D	W	H	CTN WT	CU FT	① Model	List Price Per Grade
Triple Conversation Cubby with Laminate Shelf - Upholstered Wall Mount Unit  <ul style="list-style-type: none"> • triple section • supported by two wall cleats • wall fastener hardware provided by installer • under mount power center available under the cubby shelf; EC30 unit must be ordered separately, see page IN84 • com ydg: 8 	18 ¼	86	36	140	39	INW8636CUPL	COM \$3,967 A \$4,049 B \$4,210 C \$4,492 D \$4,856 E \$5,219 F \$5,784 G \$6,389 H \$7,035 I \$8,044 J \$9,255

Double Conversation Cubby with Laminate Shelf - Upholstered Wall Mount Unit  <ul style="list-style-type: none"> • double section • supported by two wall cleats • wall fastener hardware provided by installer • under mount power center available under the cubby shelf; EC30 unit must be ordered separately, see page IN84 • com ydg: 6 ¼ 	18 ¼	58	36	97	27	INW5836CUPL	COM \$3,047 A \$3,111 B \$3,237 C \$3,458 D \$3,741 E \$4,026 F \$4,467 G \$4,940 H \$5,444 I \$6,233 J \$7,178
--	------	----	----	----	----	-------------	---

Conversation Cubby with Laminate Shelf - Upholstered Wall Mount Unit  <ul style="list-style-type: none"> • single section • supported by two wall cleats • wall fastener hardware provided by installer • under mount power center available under the cubby shelf; EC30 unit must be ordered separately, see page IN84 • com ydg: 3 ½ 	18 ¼	30	36	52	14	INW3036CUPL	COM \$1,734 A \$1,770 B \$1,840 C \$1,964 D \$2,123 E \$2,283 F \$2,529 G \$2,794 H \$3,078 I \$3,518 J \$4,048
---	------	----	----	----	----	-------------	---

Description	D	W	H	CTN WT	CU FT	① Model	List Price
Power Center - Under Mount  <ul style="list-style-type: none"> • 10' - three prong plug power cord • shelf mounted simplex receptacle and two USB overall mounting bracket tabs: 5"w • field installed under cubby shelf in desired location • specify black or white - cord will match unit • optional graphite fabric cord available, specify and add \$214 list 	2 ¾	4	2 ⅝			EC30	\$528

Conversation Cubby - Upholstered Wall Mount Unit

Description	D	W	H	CTN WT	CU FT	① Model	List Price Per Grade
Triple Conversation Cubby with Veneer Shelf - Upholstered Wall Mount Unit  <ul style="list-style-type: none"> • triple section • supported by two wall cleats • wall fastener hardware provided by installer • under mount power center available under the cubby shelf: EC30 unit must be ordered separately, see page IN84 com ydg: 8 	18 ¼	86	36	140	39	INW8636CUPV	COM \$4,122 A \$4,202 B \$4,364 C \$4,647 D \$5,010 E \$5,373 F \$5,938 G \$6,543 H \$7,189 I \$8,198 J \$9,408
Double Conversation Cubby with Veneer Shelf - Upholstered Wall Mount Unit  <ul style="list-style-type: none"> • double section • supported by two wall cleats • wall fastener hardware provided by installer • under mount power center available under the cubby shelf: EC30 unit must be ordered separately, see page IN84 com ydg: 6 ¼ 	18 ¼	58	36	97	27	INW5836CUPV	COM \$2,894 A \$2,959 B \$3,084 C \$3,305 D \$3,589 E \$3,873 F \$4,315 G \$4,787 H \$5,290 I \$6,079 J \$7,024
Conversation Cubby with Veneer Shelf - Upholstered Wall Mount Unit  <ul style="list-style-type: none"> • single section • supported by two wall cleats • wall fastener hardware provided by installer • under mount power center available under the cubby shelf: EC30 unit must be ordered separately, see page IN84 com ydg: 3 ½ 	18 ¼	30	36	52	14	INW3036CUPV	COM \$1,847 A \$1,882 B \$1,954 C \$2,077 D \$2,235 E \$2,395 F \$2,643 G \$2,906 H \$3,190 I \$3,630 J \$4,160

To Order, Specify:

① Model Number

② Shelf Material:

a.) Veneer

1.) Wood Species - Cherry (C), Maple (M), Walnut (W) or Double Cut (DC1)

2.) Wood Finish Color

b.) Solid Laminates - Alabaster (ALB), Bridal Blanco (BBL), Designer White (DWH), Shadow (SHD) or Slate Grey (SLG)

④ Fabric Selection - vendor, pattern and color

②a Conversation Cubby with Veneer Shelf:

Flat Cut

Cherry

BRL Barley
 BBM Bourbon Medium
 BRM Brighton Medium
 CLA Classic
 CLL Collectors
 EAR Earthy
 HRV Harvest
 LGC Legacy
 PRL Praline
 SAF Saffron

White Oak

ACR Acorn
 BUF Buff
 BUR Burlap
 CHE Chestnut
 INK Inkwell
 POR Porter
 RYE Rye
 SAD Saddle
 WWO Whitewash

Maple

ALM Ale Medium
 BUT Butterscotch
 CIN Cinnamon
 FLX Flax
 VEN Venetian

Double Cut

COF Coffee
 CRM Cremello
 FOS Fossil
 GRH Graphite
 KHK Khaki
 STU Studio Teak

Walnut

AUB Auburn
 ESP Espresso
 MCH Mocha
 NTO Night Owl
 SIE Sienna
 TOF Toffee
 TRF Truffle

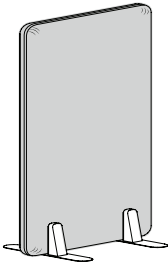


Specifications

- 12mm birch plywood back panel frame
- two 12 mm sandwiched birch plywood wing panels
- ½" polyurethane foam surface cushioning on back panel and each face of wing panels
- two solid hardwood wall mounting cleats per section
- ¾" thickness 3 ply balanced shelf construction
- veneer edge band on veneer shelf
- 1mm PVC edge band on laminate shelf


②b Conversation Cubby with Solid Laminate Shelf:


ALB Alabaster
 BBL Bridal Blanco
 DWH Designer White
 SHD Shadow
 SLG Slate Grey


Poufy - Freestanding Upholstered Screens

Description	D	W	H	CTN WT	CU FT	① Model	List Price Per Grade
60"h Single - Poufy Freestanding Upholstered Screen	2 1/8	48	60	73	9	INF4860-1SUP	COM \$1,774
 <ul style="list-style-type: none"> two metal bases with solid wood supports maple solid wood supports standard walnut or white oak solid wood supports available, specify and add \$184 list heavy cushioned surface not recommended for tacking upholstery can only be cut up the roll for 60"h freestanding screens com ydg: 6 3/4 							A \$1,844
							B \$1,979
							C \$2,219
							D \$2,524
							E \$2,831
							F \$3,308
							G \$3,818
							H \$4,363
							I \$5,214
							J \$6,236
60"h Single - Poufy Freestanding Upholstered Screen	2 1/8	36	60	60	7	INF3660-1SUP	COM \$1,644
 <ul style="list-style-type: none"> two metal bases with solid wood supports maple solid wood supports standard walnut or white oak solid wood supports available, specify and add \$184 list heavy cushioned surface not recommended for tacking upholstery can only be cut up the roll for 60"h freestanding screens com ydg: 5 1/2 							A \$1,701
							B \$1,812
							C \$2,005
							D \$2,256
							E \$2,505
							F \$2,893
							G \$3,310
							H \$3,753
							I \$4,448
							J \$5,279
60"h Single - Poufy Freestanding Upholstered Screen	2 1/8	30	60	50	6	INF3060-1SUP	COM \$1,450
 <ul style="list-style-type: none"> two metal bases with solid wood supports maple solid wood supports standard walnut or white oak solid wood supports available, specify and add \$184 list heavy cushioned surface not recommended for tacking upholstery can only be cut up the roll for 60"h freestanding screens com ydg: 5 							A \$1,501
							B \$1,602
							C \$1,779
							D \$2,005
							E \$2,233
							F \$2,586
							G \$2,964
							H \$3,369
							I \$3,999
							J \$4,755

Poufy - Freestanding Upholstered Screens

Description	D	W	H	CTN WT	CU FT	① Model	List Price Per Grade
60"h Double - Poufy Freestanding Upholstered Screen	2 1/8	98	60	134	12	INF4860-2SUP	COM \$2,772
 <ul style="list-style-type: none"> two metal bases with solid wood supports maple solid wood supports standard walnut or white oak solid wood supports available, specify and add \$184 list heavy cushioned surface not recommended for tacking upholstery can only be cut up the roll for 60"h freestanding screens com ydg: 10 1/4 							A \$2,877
							B \$3,084
							C \$3,445
							D \$3,910
							E \$4,377
							F \$5,100
							G \$5,876
							H \$6,703
							I \$7,996
							J \$9,547

60"h Double - Poufy Freestanding Upholstered Screen	2 1/8	74	60	107	10	INF3660-2SUP	COM \$2,584
 <ul style="list-style-type: none"> two metal bases with solid wood supports maple solid wood supports standard walnut or white oak solid wood supports available, specify and add \$184 list heavy cushioned surface not recommended for tacking upholstery can only be cut up the roll for 60"h freestanding screens com ydg: 8 1/2 							A \$2,670
							B \$2,842
							C \$3,143
							D \$3,528
							E \$3,915
							F \$4,514
							G \$5,157
							H \$5,844
							I \$6,915
							J \$8,202

60"h Double - Poufy Freestanding Upholstered Screen	2 1/8	62	60	89	9	INF3060-2SUP	COM \$2,185
 <ul style="list-style-type: none"> two metal bases with solid wood supports maple solid wood supports standard walnut or white oak solid wood supports available, specify and add \$184 list heavy cushioned surface not recommended for tacking upholstery can only be cut up the roll for 60"h freestanding screens com ydg: 7 1/4 							A \$2,258
							B \$2,406
							C \$2,661
							D \$2,989
							E \$3,320
							F \$3,832
							G \$4,380
							H \$4,965
							I \$5,880
							J \$6,976

To Order, Specify:

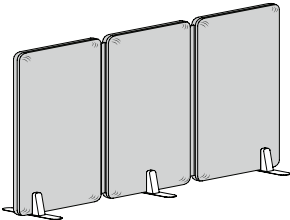
- ① Model Number
- ② Wood Species:
 - a.) STANDARD Maple (M)
 - b.) PREMIUM Walnut (W) - upcharge applies
 - c.) PREMIUM White Oak (WK1) - upcharge applies
- ③ Finish
 - a.) Maple Finish
 - b.) Walnut Finish
 - c.) White Oak Finish
- ④ Fabric Selection - vendor, pattern and color
- ⑤ Metal Color - Arctic Silver (ASL), Matte Black (MBK), Pewter (PEW) or Soft Nickel (SNK)

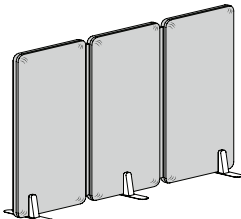
Note: Walnut and White Oak Solid hardwoods are PREMIUM materials and upcharges apply. Associated upcharges are located in bullet points under units where applicable.

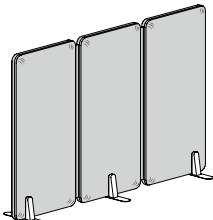
Specifications

- two 12mm sandwiched birch plywood panel frames
- 1/2" polyurethane foam surface cushions on both faces
- living hinge is high density polyethylene with sewn upholstery
- solid hardwood supports
- 12 gauge metal base feet

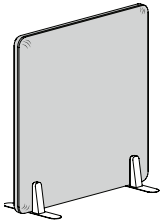
Poufy - Freestanding Upholstered Screens

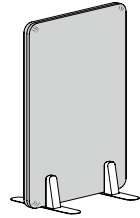
Description	D	W	H	CTN WT	CU FT	① Model	List Price Per Grade
60"h Triple - Poufy Freestanding Upholstered Screen	2 1/8	148	60	199	16	INF4860-3SUP	COM \$3,998
 <ul style="list-style-type: none"> • three metal bases with solid wood supports • maple solid wood supports standard • walnut or white oak solid wood supports available, specify and add \$274 list • heavy cushioned surface not recommended for tacking • upholstery can only be cut up the roll for 60"h freestanding screens • com ydg: 14 							A \$4,139
							B \$4,423
							C \$4,916
							D \$5,552
							E \$6,187
							F \$7,177
							G \$8,235
							H \$9,366
							I \$11,132
							J \$13,249

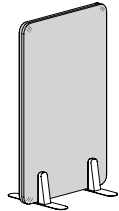
60"h Triple - Poufy Freestanding Upholstered Screen	2 1/8	112	60	158	13	INF3660-3SUP	COM \$3,278
 <ul style="list-style-type: none"> • three metal bases with solid wood supports • maple solid wood supports standard • walnut or white oak solid wood supports available, specify and add \$274 list • heavy cushioned surface not recommended for tacking • upholstery can only be cut up the roll for 60"h freestanding screens • com ydg: 11 3/4 							A \$3,398
							B \$3,635
							C \$4,050
							D \$4,584
							E \$5,117
							F \$5,946
							G \$6,836
							H \$7,784
							I \$9,267
							J \$11,044

60"h Triple - Poufy Freestanding Upholstered Screen	2 1/8	94	60	132	11	INF3060-3SUP	COM \$3,211
 <ul style="list-style-type: none"> • three metal bases with solid wood supports • maple solid wood supports standard • walnut or white oak solid wood supports available, specify and add \$274 list • heavy cushioned surface not recommended for tacking • upholstery can only be cut up the roll for 60"h freestanding screens • com ydg: 10 3/4 							A \$3,320
							B \$3,538
							C \$3,917
							D \$4,404
							E \$4,892
							F \$5,652
							G \$6,465
							H \$7,333
							I \$8,689
							J \$10,315

Poufy - Freestanding Upholstered Screens

Description	D	W	H	CTN WT	CU FT	① Model	List Price Per Grade
48"h Single - Poufy Freestanding Upholstered Screen	2 1/8	48	48	62	7	INF4848-1SUP	COM \$1,671
 <ul style="list-style-type: none"> two metal bases with solid wood supports maple solid wood supports standard walnut or white oak solid wood supports available, specify and add \$184 list heavy cushioned surface not recommended for tacking com ydg: 5 3/4 							A \$1,730
							B \$1,847
							C \$2,051
							D \$2,311
							E \$2,572
							F \$2,978
							G \$3,413
							H \$3,878
							I \$4,602
							J \$5,472

48"h Single - Poufy Freestanding Upholstered Screen	2 1/8	36	48	51	6	INF3648-1SUP	COM \$1,565
 <ul style="list-style-type: none"> two metal bases with solid wood supports maple solid wood supports standard walnut or white oak solid wood supports available, specify and add \$184 list heavy cushioned surface not recommended for tacking com ydg: 4 3/4 							A \$1,614
							B \$1,710
							C \$1,877
							D \$2,093
							E \$2,309
							F \$2,644
							G \$3,003
							H \$3,386
							I \$3,986
							J \$4,704

48"h Single - Poufy Freestanding Upholstered Screen	2 1/8	30	48	44	5	INF3048-1SUP	COM \$1,438
 <ul style="list-style-type: none"> two metal bases with solid wood supports maple solid wood supports standard walnut or white oak solid wood supports available, specify and add \$184 list heavy cushioned surface not recommended for tacking com ydg: 4 1/2 							A \$1,484
							B \$1,576
							C \$1,734
							D \$1,939
							E \$2,143
							F \$2,461
							G \$2,801
							H \$3,165
							I \$3,732
							J \$4,414

To Order, Specify:


- ① Model Number
- ② Wood Species:
 - a.) STANDARD Maple (M)
 - b.) PREMIUM Walnut (W) - upcharge applies
 - c.) PREMIUM White Oak (WK1) - upcharge applies
- ③ Finish
 - a.) Maple Finish
 - b.) Walnut Finish
 - c.) White Oak Finish
- ④ Fabric Selection - vendor, pattern and color
- ⑤ Metal Color - Arctic Silver (ASL), Matte Black (MBK), Pewter (PEW) or Soft Nickel (SNK)


Note: Walnut and White Oak Solid hardwoods are PREMIUM materials and upcharges apply. Associated upcharges are located in bullet points under units where applicable.


Specifications

- two 12mm sandwiched birch plywood panel frames
- 1/2" polyurethane foam surface cushions on both faces
- living hinge is high density polyethylene with sewn upholstery
- solid hardwood supports
- 12 gauge metal base feet

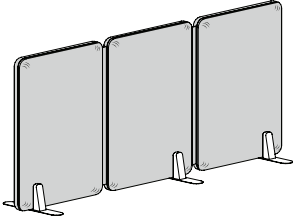
Poufy - Freestanding Upholstered Screens

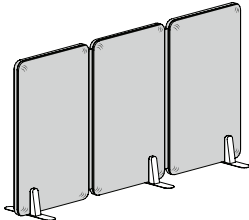
Description	D	W	H	CTN WT	CU FT	① Model	List Price Per Grade
48"h Double - Poufy Freestanding Upholstered Screen	2 ⅝	98	48	112	10	INF4848-2SUP	COM \$2,578
 <ul style="list-style-type: none"> • two metal bases with solid wood supports • maple solid wood supports standard • walnut or white oak solid wood supports available, specify and add \$184 list • heavy cushioned surface not recommended for tacking • com ydg: 8 ½ 							A \$2,664
							B \$2,837
							C \$3,136
							D \$3,522
							E \$3,908
							F \$4,509
							G \$5,152
							H \$5,839
							I \$6,910
							J \$8,195

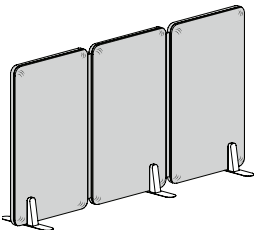
48"h Double - Poufy Freestanding Upholstered Screen	2 ⅝	74	48	89	8	INF3648-2SUP	COM \$2,438
 <ul style="list-style-type: none"> • two metal bases with solid wood supports • maple solid wood supports standard • walnut or white oak solid wood supports available, specify and add \$184 list • heavy cushioned surface not recommended for tacking • com ydg: 7 ¼ 							A \$2,512
							B \$2,659
							C \$2,914
							D \$3,243
							E \$3,572
							F \$4,085
							G \$4,633
							H \$5,218
							I \$6,133
							J \$7,229

48"h Double - Poufy Freestanding Upholstered Screen	2 ⅝	62	48	76	7	INF3048-2SUP	COM \$2,141
 <ul style="list-style-type: none"> • two metal bases with solid wood supports • maple solid wood supports standard • walnut or white oak solid wood supports available, specify and add \$184 list • heavy cushioned surface not recommended for tacking • com ydg: 6 							A \$2,202
							B \$2,324
							C \$2,536
							D \$2,808
							E \$3,081
							F \$3,504
							G \$3,958
							H \$4,442
							I \$5,199
							J \$6,108

Poufy - Freestanding Upholstered Screens

Description	D	W	H	CTN WT	CU FT	① Model	List Price Per Grade
48"h Triple - Poufy Freestanding Upholstered Screen	2 1/8	148	48	166	13	INF4848-3SUP	COM \$3,712
 <ul style="list-style-type: none"> • three metal bases with solid wood supports • maple solid wood supports standard • walnut or white oak solid wood supports available, specify and add \$274 list • heavy cushioned surface not recommended for tacking • com ydg: 11 1/2 							A \$3,830
							B \$4,062
							C \$4,467
							D \$4,989
							E \$5,512
							F \$6,324
							G \$7,194
							H \$8,122
							I \$9,572
							J \$11,314

48"h Triple - Poufy Freestanding Upholstered Screen	2 1/8	112	48	131	11	INF3648-3SUP	COM \$3,519
 <ul style="list-style-type: none"> • three metal bases with solid wood supports • maple solid wood supports standard • walnut or white oak solid wood supports available, specify and add \$274 list • heavy cushioned surface not recommended for tacking • com ydg: 9 3/4 							A \$3,617
							B \$3,815
							C \$4,159
							D \$4,602
							E \$5,045
							F \$5,734
							G \$6,471
							H \$7,258
							I \$8,487
							J \$9,963

48"h Triple - Poufy Freestanding Upholstered Screen	2 1/8	94	48	112	9	INF3048-3SUP	COM \$3,132
 <ul style="list-style-type: none"> • three metal bases with solid wood supports • maple solid wood supports standard • walnut or white oak solid wood supports available, specify and add \$274 list • heavy cushioned surface not recommended for tacking • com ydg: 8 3/4 							A \$3,223
							B \$3,398
							C \$3,708
							D \$4,104
							E \$4,502
							F \$5,119
							G \$5,782
							H \$6,488
							I \$7,592
							J \$8,916

To Order, Specify:

- ① Model Number
- ② Wood Species:
 - a.) STANDARD Maple (M)
 - b.) PREMIUM Walnut (W) - upcharge applies
 - c.) PREMIUM White Oak (WK1) - upcharge applies
- ③ Finish
 - a.) Maple Finish
 - b.) Walnut Finish
 - c.) White Oak Finish
- ④ Fabric Selection - vendor, pattern and color
- ⑤ Metal Color - Arctic Silver (ASL), Matte Black (MBK), Pewter (PEW) or Soft Nickel (SNK)

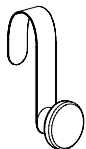
Note: Walnut and White Oak Solid hardwoods are PREMIUM materials and upcharges apply. Associated upcharges are located in bullet points under units where applicable.

Specifications

- two 12mm sandwiched birch plywood panel frames
- 1/2" polyurethane foam surface cushions on both faces
- living hinge is high density polyethylene with sewn upholstery
- solid hardwood supports
- 12 gauge metal base feet

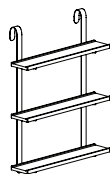
Freestanding Screen Accessories

Description	D	W	H	CTN WT	CU FT	① Model	List Price
Knob - Freestanding Screen Accessory	3 7/8	2 1/2	7	2	1	INA0307F-KNOB	\$234



- supported by a metal hook
- solid maple knob standard
- solid walnut or white oak knob available, specify and add \$20 list
- maximum weight rating 10 lbs. (evenly distributed load)

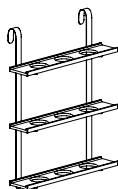
Shelves - Freestanding Screen Accessories	6 5/8	24	32	9	4	INA2432F-3SHELF	\$798
	6 5/8	24	20	7	3	INA2420F-2SHELF	\$625
	6 5/8	24	8	5	2	INA2408F-1SHELF	\$444



- supported by two metal hooks
- shelf depth 4 3/4"
- solid maple shelves standard
- walnut or white oak shelves available, specify and add \$112 list
- maximum weight rating 10 lbs. per shelf (evenly distributed load)

-3SHELF shown

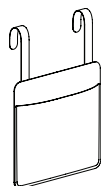
Planter Shelves - Freestanding Screen Accessories	6 5/8	24	32	9	4	INA2432F-3PLANTER	\$839
	6 5/8	24	20	7	3	INA2420F-2PLANTER	\$653
	6 5/8	24	8	5	2	INA2408F-1PLANTER	\$457




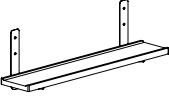
- supported by two metal hooks
- planter shelf with nine 3 1/2" holes for plant containers
- solid maple planter shelves standard
- walnut or white planter oak shelves available, specify and add \$112 list
- maximum weight rating 10 lbs. per shelf (evenly distributed load)

-3PLANTER shown

Pouch - Freestanding Screen Accessory	3 3/8	14	20	2	1	INA1111F-POUCH	\$525
--	-------	----	----	---	---	----------------	-------



- supported by two metal hooks
- aniline dye leather
- maximum weight rating 10 lbs. (evenly distributed load)

Description	D	W	H	CTN WT	CU FT	① Model	List Price
Scone Lamp - Freestanding Screen Accessory 	17 7/8	15	22	9	4	INA1522F-SCONCE	\$758
<ul style="list-style-type: none"> · supported by a metal hook · 15' cord · cord mounted rocker on/off switch - three prong plug fabric power cord · specify graphite, yellow or indigo fabric cord color · on/off switch on 32" from light - field assembly required · maximum 60 watt light bulb, NOT included/LED bulb recommended · select Maharam Mode SHADE FABRIC COLOR · maple scone support stand · walnut or white oak scone support available, specify and add \$26 list 							
Tray - Poufy and Square Upholstered Wall Mount Tile Accessory 	4 3/4	24	1	5	2	INA0524T	\$382
<ul style="list-style-type: none"> · for use with square laminate marker, cork and tackable screen accessories · supported by two metal brackets · tray can be field installed on any 24" or wider tile except glass marker tiles · tray can not be installed on intermediate positioned tiles (space is required below tile for clearance) · maximum weight rating 10 lbs. (evenly distributed load) · walnut or white oak tray available, specify and add \$40 list 							

To Order, Specify:

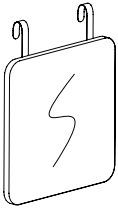
① Model Number

Specifications

- extruded PVC 1/2" thick panel
- natural cork 1/4" thick tackable face
- extruded aluminum mounting Z clips

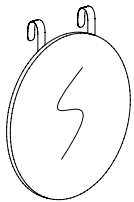
Freestanding Screen Accessories

Description	D	W	H	CTN WT	CU FT	① Model	List Price
Square - Laminate Marker Tile Freestanding Screen Accessory	2 7/8	24	24	17	2	INA2424F-SQM	\$532



- supported by two metal hooks
- white markerboard high pressure laminate
- white edge band

Round - Laminate Marker Tile Freestanding Screen Accessory	2 7/8	24	24	17	2	INA24F-RDM	\$525
---	-------	----	----	----	---	------------	-------



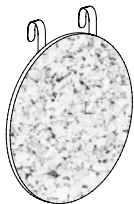
- supported by two metal hooks
- white markerboard high pressure laminate
- white edge band

Square - Cork Tile Freestanding Screen Accessory	2 7/8	24	24	8	2	INA2424F-SQC	\$499
---	-------	----	----	---	---	--------------	-------



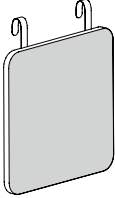
- supported by two metal hooks
- extruded PVC 1/2" thick panel
- natural cork 1/4" thick tackable face

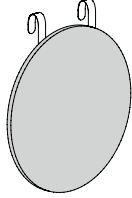
Round - Cork Tile Freestanding Screen Accessory	2 7/8	24	24	7	2	INA24F-RDC	\$499
--	-------	----	----	---	---	------------	-------



- supported by two metal hooks
- extruded PVC 1/2" thick panel
- natural cork 1/4" thick tackable face

Freestanding Screen Accessories

Description	D	W	H	CTN WT	CU FT	① Model	List Price Per Grade
Square - Tackboard Tile Freestanding Screen Accessory	27½	48	48	11	2	INA2424F-SQUT	COM \$492
 <ul style="list-style-type: none"> · supported by two metal hooks · ½" soft tack core face · ¼" hardwood backer panel · covered with surface glued and stapled upholstery · com ydg: 1 ½ 							A \$502
							B \$523
							C \$559
							D \$603
							E \$650
							F \$720
							G \$796
							H \$876
							I \$1,002
							J \$1,154

Round - Tackboard Tile Freestanding Screen Accessory	27½	24	24	11	2	INA24F-RDUT	COM \$493
 <ul style="list-style-type: none"> · supported by two metal hooks · ½" soft tack core face · ¼" hardwood backer panel · covered with surface glued and stapled upholstery · com ydg: 1 ½ 							A \$510
							B \$539
							C \$592
							D \$660
							E \$729
							F \$834
							G \$948
							H \$1,070
							I \$1,258
							J \$1,486

To Order, Specify:

- ① Model Number
- ② Fabric Selection - vendor, pattern and color
- ③ Metal Color - Arctic Silver (ASL), Matte Black (MBK), Pewter (PEW) or Soft Nickel (SNK)

Specifications

- 16 gauge stamped metal mounting hooks

Jude Order Check List:



Specify:

- ☐ 1. Model Number
- ☐ 2. Wood Species - Beech (B)
- ☐ 3. Wood Finish/Paint Color
- ☐ 4. Plastic Color
- ☐ 5. Fabric Selection - vendor, pattern and color
- ☐ 6. Optional Rubber Cushion Nylon Glides - no upcharge; chairs only

Example:

JU413C (model #)	B (wood species)	AUB (finish)	EWM (plastic color)	MOMENTUM (fabric vendor)	VOX (pattern name)	MYSTIC (pattern color)
---------------------	---------------------	-----------------	------------------------	-----------------------------	-----------------------	---------------------------

1. Model Number

2. Wood Species - Beech

3. Wood Finish/Color Options:

CAG Aged Ash Coordinate	CFL Florence Walnut Coordinate
CAL Ale Light Coordinate	CFO Fossil Coordinate
ALM Ale Medium	CGR Graphite Coordinate
AUB Auburn	HRV Harvest
BRL Barley	HEN Henna
CBE Blonde Echo Coordinate	CHL High Line Coordinate
CBO Bourbon Light Coordinate	HNY Honey
BBM Bourbon Medium	CKC Khaki Coordinate
CBZ Brazilwood Coordinate	LGC Legacy
CBG Brighton Light Coordinate	MCH Mocha
BRM Brighton Medium	NTO Night Owl
BRW Brownie	NUT Nut Brown
BUT Butterscotch	COA Oatmeal Cookie Coordinate
CAN Canyon	CPI Pinnacle Walnut Coordinate
CIN Cinnamon	PRL Praline
CIT Citron	SAF Saffron
CLA Classic	SIE Sienna
CCF Coffee Coordinate	CST Studio Teak Coordinate
CLL Collectors	TOF Toffee
CCR Cremello Coordinate	TRF Truffle
DES Desert	VEN Venetian
EAR Earthy	CVI Vintage Coordinate
ECU Ecu	CWH Walnut Heights Coordinate
ESP Espresso	CWE Weathered Ash Coordinate
FLX Flax	

Paint Color - Add \$43 list per item

BKD Backdrop	GRV Greek Villa
BFX Black Fox	GLF Gulf Stream
BWH Bright White	HTB Heartthrob
CGP Cargo Pants	NET Network Gray
CHT Chatroom	NWH Nonchalant White
DSY Daisy	PAR Paradise
DRG Daring	QXP Quixotic Plum
DYN Dynamo	RBZ Relic Bronze
ENG Enigma	SND Sandbank
FRR French Roast	STM Storm
GBY Georgian Bay	TRC Tricorn Black

4. Plastic Color:

EWM Extra White	SRM Stop Red
MGM Morning Fog	TRC Tricorn Black

5. Fabric Selection - Please supply the following:

Fabric vendor/Pattern name/Pattern color

[For a complete list of JSI Standard and Graded-In Textiles click here](#)

When specifying contrasting upholstery, indicate clearly which upholstery is to be applied to the seat, back and arms. Use higher grade pricing.

- Indicate direction of fabric - Railroaded or Up the Roll
- Please provide illustration, if available

All COM orders must include the following:

- Fabric vendor's name, pattern name and color
- Sample of the fabric attached to order
- Model numbers of items for fabric application
- Special application instructions (e.g., all stripes will be applied front to back unless specified otherwise)
- Customer and purchase order number

Ship prepaid COM

material to:

JSI

Attn: COM Dept

201 East Martin Street


Receiving B, Dock 71

Orleans, IN 47452


Application of fabric:


Railroaded


Up the Roll



All COM orders will ship at standard lead time from receipt of COM except for orders requiring special custom matched finishes.

Description	① Model	Specifications				List Price
<div>Armless Guest Chair with Plastic Seat and Back</div> <div></div>	<div>JU413A</div> <div>· plastic seat and back</div>	Dimensions	D	W	H	\$665
		Overall	19 ½	16	31 ½	
		Seat	16	15 ¾	18 ½	
		Upholstery	Shipping			
			Ctn Wt	13		
		Cu Ft	8			

Description	① Model	Specifications				List Price Per Grade
Armless Guest Chair with Upholstered Seat and Plastic Back 	JU413C · upholstered seat · plastic back	Dimensions	D	W	H	COM \$852
		Overall	19 ½	16	31 ½	A \$862
		Seat	16	15 ¾	18 ½	B \$881
		Upholstery	Shipping			COL/C \$914
		COM Ydg	¾	Ctn Wt	13	D \$956
		COL Sq Ft	9	Cu Ft	8	E \$996
						F \$1,062
						G \$1,131
						H \$1,206
						I \$1,323
						J \$1,461
						L1 \$1,182
						L2 \$1,276

Armless Guest Chair with Upholstered Seat and Back 	JU413D · upholstered seat and back	Dimensions	D	W	H	COM \$931
		Overall	19 ½	16	31 ½	A \$939
		Seat	16	15 ¾	18 ½	B \$960
		Upholstery	Shipping			COL/C \$992
		COM Ydg	¾	Ctn Wt	13	D \$1,033
		COL Sq Ft	18	Cu Ft	8	E \$1,075
						F \$1,142
						G \$1,210
						H \$1,284
						I \$1,400
						J \$1,539
						L1 \$1,259
						L2 \$1,352

Description	① Model	Specifications				List Price
Counter Height Stool with Plastic Seat and Back	JU414A <ul style="list-style-type: none">· plastic seat and back· optional matte black, polished aluminum or brass scuff plate available; specify color and add \$22 list each	Dimensions	D	W	H	\$974
		Overall	20 ¾	17	37 ¾	
		Seat	16	15 ¾	26 ¼	
		Upholstery	Shipping			
			Ctn Wt	14		
			Cu Ft	10		



Description	① Model	Specifications				List Price Per Grade
Counter Height Stool with Upholstered Seat and Plastic Back	JU414C <ul style="list-style-type: none"> upholstered seat plastic back optional matte black, polished aluminum or brass scuff plate available; specify color and add \$22 list each 	Dimensions	D	W	H	COM \$1,160
		Overall	20 ¾	17	37 ¾	A \$1,170
		Seat	16	15 ¾	26 ¼	B \$1,190
		Upholstery	Shipping			COL/C \$1,221
		COM Ydg	¾	Ctn Wt	14	D \$1,264
		COL Sq Ft	9	Cu Ft	10	E \$1,304
						F \$1,371
						G \$1,440
						H \$1,516
						I \$1,630
						J \$1,771
						L1 \$1,491
						L2 \$1,583



Counter Height Stool with Upholstered Seat and Back	JU414D <ul style="list-style-type: none"> upholstered seat and back optional matte black, polished aluminum or brass scuff plate available; specify color and add \$22 list each 	Dimensions	D	W	H	COM \$1,248
		Overall	20 ¾	17	37 ¾	A \$1,256
		Seat	16	15 ¾	26 ¼	B \$1,276
		Upholstery	Shipping			COL/C \$1,306
		COM Ydg	¾	Ctn Wt	14	D \$1,348
		COL Sq Ft	18	Cu Ft	10	E \$1,390
						F \$1,456
						G \$1,527
						H \$1,601
						I \$1,716
						J \$1,856
						L1 \$1,577
						L2 \$1,670


**To Order, Specify:**


- ① Model Number
- ② Wood Species - Beech
- ③ Wood Finish/Paint Color
- ④ Plastic Color
- ⑤ Fabric Selection - vendor, pattern and color
- ⑥ Optional Rubber Cushion Nylon Glides - no upcharge


- ⑤ Visit www.jsifurniture.com/finishes-and-materials/textiles for our textiles program. See selection of standard and graded in manufacturers and patterns.


Specifications

- Wood species - Beech.
- Plastic is polypropylene.
- Upholstered seats and backs use polyurethane foam.
- Standard with rubber cushion metal glides.

Description	① Model	Specifications				List Price
<div>Barstool with Plastic Seat and Back</div> <div></div>	<div>JU418A</div> <ul style="list-style-type: none">• plastic seat and back• optional matte black, polished aluminum or brass scuff plate available; specify color and add \$22 list each	Dimensions	D	W	H	\$1,008
		Overall	22	17½	42	
		Seat	16	15¾	30½	
		Upholstery	Shipping			
			Ctn Wt	15		
			Cu Ft	12		

Description	① Model	Specifications				List Price Per Grade
Barstool with Upholstered Seat and Plastic Back 	JU418C <ul style="list-style-type: none">· upholstered seat· plastic back· optional matte black, polished aluminum or brass scuff plate available; specify color and add \$22 list each	Dimensions	D	W	H	COM \$1,200
		Overall	22	17 ½	42	A \$1,210
		Seat	16	15 ¾	30 ½	B \$1,230
		Upholstery	Shipping			COL/C \$1,263
		COM Ydg	¾	Ctn Wt	15	D \$1,303
		COL Sq Ft	9	Cu Ft	12	E \$1,346
						F \$1,412
						G \$1,481
						H \$1,556
						I \$1,670
						J \$1,809
						L1 \$1,533
						L2 \$1,626

Barstool with Upholstered Seat and Back 	JU418D <ul style="list-style-type: none">· upholstered seat and back· optional matte black, polished aluminum or brass scuff plate available; specify color and add \$22 list each	Dimensions	D	W	H	COM \$1,258
		Overall	22	17 ½	42	A \$1,269
		Seat	16	15 ¾	30 ½	B \$1,287
		Upholstery	Shipping			COL/C \$1,320
		COM Ydg	¾	Ctn Wt	15	D \$1,361
		COL Sq Ft	18	Cu Ft	12	E \$1,403
						F \$1,469
						G \$1,537
						H \$1,611
						I \$1,729
						J \$1,869
						L1 \$1,590
						L2 \$1,683

Description	① Model	Specifications				List Price Per Grade	
Lounge Chair 	JU420D · upholstered seat and back	Dimensions	D	W	H	COM	\$1,929
		Overall	24 ½	28 ¾	27	A	\$1,947
		Seat	20	28	17	B	\$1,984
		Upholstery	Shipping			COL/C	\$2,050
		COM Ydg	1 ¾	Ctn Wt	28	D	\$2,135
		COL Sq Ft	35	Cu Ft	14	E	\$2,217
						F	\$2,347
						G	\$2,486
						H	\$2,636
						I	\$2,869
						J	\$3,147
						L1	\$2,589
						L2	\$2,776

To Order, Specify:

- ① Model Number
- ② Wood Species - Beech
- ③ Wood Finish/Paint Color
- ④ Plastic Color
- ⑤ Fabric Selection - vendor, pattern and color
- ⑥ Optional Rubber Cushion Nylon Glides - no upcharge

- ⑤ Visit www.jsifurniture.com/finishes-and-materials/textiles for our textiles program. See selection of standard and graded in manufacturers and patterns.

Specifications

- Wood species - Beech.
- Plastic is polypropylene.
- Upholstered seats and backs use polyurethane foam.
- Standard with rubber cushion metal glides.

Knox Order Check List:



- Specify:
- ☐ 1. Model Number
 - ☐ 2. Plastic Color or Wood Finish
 - ☐ 3. Fabric Selection - vendor, pattern and color
 - ☐ 4. Handle Cut Out - upcharge applies
 - ☐ 5. Arm Option - Arctic Silver Nylon (ASP) or Matte Black Nylon (MBK) - no upcharge
 - ☐ 6. Optional Wood Cap - add \$95 list per arm
 - ☐ 7. Metal Frame - upcharge applies for chrome
 - ☐ 8. Swivel Base - Black Nylon (BL) - no upcharge or Polished Aluminum (PA) - add \$100 list
 - ☐ 9. Table Top Material - Laminate or Walnut Veneer (WA1)

Example:

KN3001WUF (model #)	MA1 (wood species)	AUB (finish)	HC (handle cut out)	MAHARAM (fabric vendor)	MESSENGER (pattern name)	NY (arm)	ASL (metal color)
------------------------	-----------------------	-----------------	------------------------	----------------------------	-----------------------------	-------------	----------------------

1. Model Number

3. Fabric Selection - Please supply the following:
Fabric vendor/Pattern name/Pattern color

[For a complete list of JSI Standard and Graded-In Textiles click heree](#)

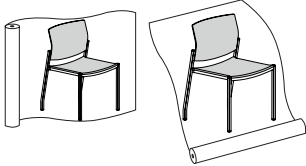
- Indicate direction of fabric - Railroaded or Up the Roll
- Please provide illustration, if available

All COM orders must include the following:

- Vendor's name, pattern name and color
- Sample of the fabric attached to order
- Model numbers of items for fabric application
- Special application instructions (e.g., all stripes will be applied front to back unless specified otherwise)
- Customer and purchase order number

Ship prepaid COM material to:
JSI
Attn: COM Dept
201 East Martin Street
Receiving B, Dock 71
Orleans, IN 47452

Application of fabric:
Railroaded Up the Roll



All COM orders will ship at standard lead time from receipt of COM except for orders requiring special custom matched finishes.

4. Handle Cut Out Option -
Standard on Plastic Backs
Optional on Wood Backs, add \$21 list per back

2. Plastic Color or Wood Finish Options

Plastic Colors:

BWH Bright White	SDB Salty Blue
CYP Cyberspace	SEB Secure Blue
GRM Grey Matters	TBM Tricorn Black
PON Poinsettia Red	WGR Worldly Grey

Maple Wood Species (MA1):

CAG Aged Ash Coordinate	CFO Fossil Coordinate
CAL Ale Light Coordinate	CGR Graphite Coordinate
ALM Ale Medium	HRV Harvest
AUB Auburn	CHL High Line Coordinate
BRL Barley	CKC Khaki Coordinate
CBE Blonde Echo Coordinate	LGC Legacy
CBO Bourbon Light Coordinate	MCH Mocha
BBM Bourbon Medium	NTO Night Owl
CBZ Brazilwood Coordinate	COA Oatmeal Cookie Coordinate
CBG Brighton Light Coordinate	CPI Pinnacle Walnut Coordinate
BRM Brighton Medium	PRL Praline
BUT Butterscotch	SAF Saffron
CIN Cinnamon	SIE Sienna
CLA Classic	CST Studio Teak Coordinate
CCF Coffee Coordinate	TOF Toffee
CLL Collectors	TRF Truffle
CCR Cremello Coordinate	VEN Venetian
EAR Earthy	CVI Vintage Coordinate
ESP Espresso	CWH Walnut Heights Coordinate
FLX Flax	CWE Weathered Ash Coordinate
CFL Florence Walnut Coordinate	

Walnut Wood Species (WA1) - upcharge applies

AUB Auburn	SIE Sienna
ESP Espresso	TOF Toffee
MCH Mocha	TRF Truffle
NTO Night Owl	

Double Cut Wood Species (DC1) - upcharge applies

KHK Khaki	STU Studio Teak
-----------	-----------------

5. Arm

Structural Nylon - no upcharge

ASP Arctic Silver

MBK Matte Black

6. Optional Wood Cap - add \$95 list per arm**7. Metal Frame****Guest/Swivel Chairs & Tables**

ASL Arctic Silver

MBK Matte Black

CHR Chrome - add \$97 list

PEW Pewter

Stools

ASL Arctic Silver

MBK Matte Black

CHR Chrome - add \$120 list

PEW Pewter

Bariatric & Multiple Seating

ASL Arctic Silver

PEW Pewter

MBK Matte Black

Inline Table Bracket

ASL Arctic Silver

MBK Matte Black

8. Swivel Base

BL Black Nylon

PA Polished Aluminum - add \$100 list

9. Top Material Selection on Tables**Laminate:**

AGA Aged Ash

GRH Graphite

ALB Alabaster

HGL High Line

ALL Ale Light

OAT Oatmeal Cookie

BLO Blonde Echo

PIN Pinnacle Walnut

BOL Bourbon Light

SHD Shadow

BZW Brazilwood

SLG Slate Grey

BBL Bridal Blanco

STU Studio Teak

BGL Brighton Light

VIN Vintage

CLL Collectors

WLH Walnut Heights

DWH Designer White

WEA Weathered Ash

FLO Florence Walnut

Maple Wood Species:

CAG Aged Ash Coordinate

CGR Graphite Coordinate

ALM Ale Medium

HRV Harvest

AUB Auburn

CHL High Line Coordinate

BRL Barley

CKC Khaki Coordinate

CBE Blonde Echo Coordinate

LGC Legacy

BBM Bourbon Medium

MCH Mocha

CBZ Brazilwood Coordinate

NTO Night Owl

BRM Brighton Medium

COA Oatmeal Cookie Coordinate

BUT Butterscotch

CPI Pinnacle Walnut Coordinate

CIN Cinnamon

PRL Praline

CLA Classic

SAF Saffron

CCF Coffee Coordinate

SIE Sienna

CLL Collectors

CST Studio Teak Coordinate

CCR Cremello Coordinate

TOF Toffee

EAR Earthy

TRF Truffle

ESP Espresso

VEN Venetian

FLX Flax

CVI Vintage Coordinate

CFL Florence Walnut Coordinate

CWH Walnut Heights Coordinate

CFO Fossil Coordinate

CWE Weathered Ash Coordinate

Walnut Wood Species

AUB Auburn

NTO Night Owl

TRF Truffle

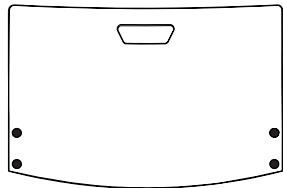
ESP Espresso

SIE Sienna

MCH Mocha

TOF Toffee

Back Materials



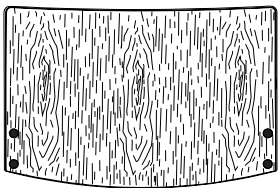
Plastic Back

Available Colors

- BWH Bright White
- CYP Cyberspace
- GRM Grey Matters
- PON Poinsettia Red
- SBD Salty Blue
- SEB Secure Blue
- TBM Tricorn Black
- WGR Worldly Grey

Handle cut is standard

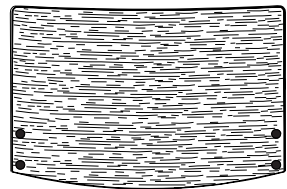
Front fasteners match frame back
Screw caps match plastic color



Maple Veneer Back (standard)

All Maple Finishes Available

Front fasteners and screw cap covers coordinate with frame on armless models; Front fasteners match frame and arms on arm models

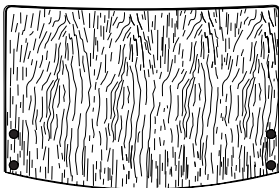


Double Cut Veneer (optional)

Available Finishes

- KHK Khaki
- STU Studio Teak

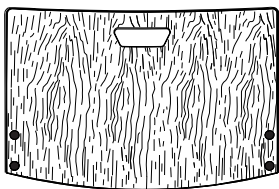
Add \$31 list per back



Walnut Veneer (optional)

All Walnut Finishes Available

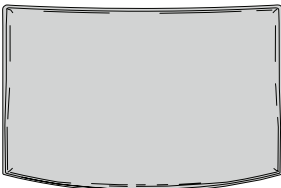
Add \$29 list per back



Handle Cut Out (optional)

Veneer back only

Add \$21 list per back



Upholstered Flex Back

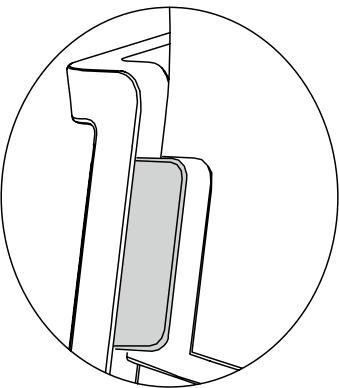
Handle cut is NOT available

All fasteners are hidden on single chairs, stools and bariatric

Back Screw Cap Cover

All chairs with plastic on wood backs have screw cap covers on the back side.

Upholstered multiply seating chairs have screw cap covers on the back side. All other upholstered chairs cover the hardware with the upholstery.



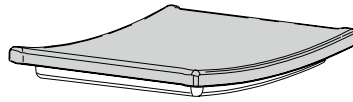
Seat Materials



Plastic Seat

Available Colors

BWH	Bright White
CYP	Cyberspace
GRM	Grey Matters
PON	Poinsettia Red
SBD	Salty Blue
SEB	Secure Blue
TBM	Tricorn Black
WGR	Worldly Grey




Upholstered Seat

Seat pan offers a recess to add additional comfort
 Seat foam is molded with a high resilient foam

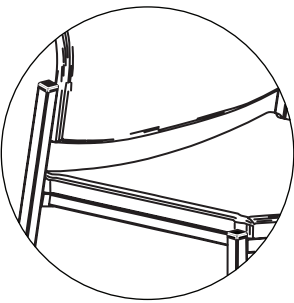
Multiple Fabrics

Units can be specified with a contrasting upholstery. When this feature is determined the unit **will be priced based on the highest grade fabric.** At the time of ordering identify the location of each textile according to the following code.



A = Seat
 B = Back

Arms

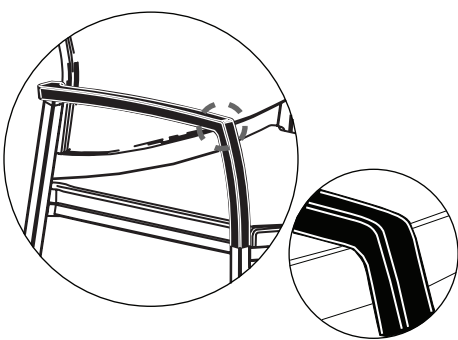


Armless

Available on guest, stools, bariatric and multiple seating

Armless style allows for linking

Tube cap matches the frame color



Flared Arms

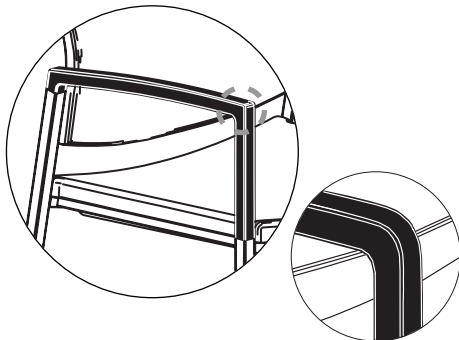
Available on guest, stools, swivels or bariatric

Linking NOT available

Allows for stacking

Structural nylon - no upcharge
arctic silver (ASP)
matte black (MBK)

Wood cap - add \$95 list per arm



Straight Arm

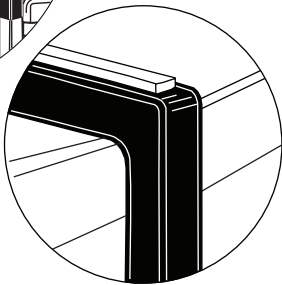
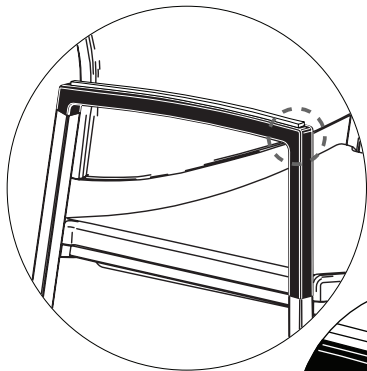
Available on guest, stools, swivels, bariatric and multiple seating

Stacking NOT allowed

Structural nylon - no upcharge
arctic silver (ASP)
matte black (MBK)

Wood cap - add \$95 list per arm

Optional Wood Cap



Available on straight and flared arms

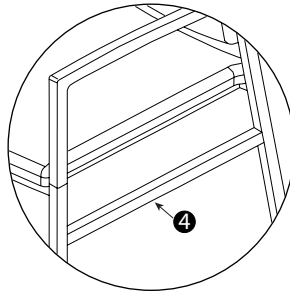
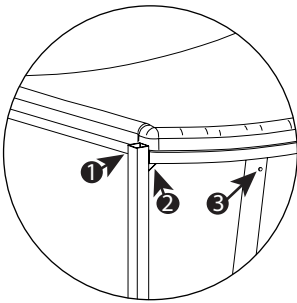
Shaped solid maple
All standard maple finishes and coordinate finishes available

Add \$95 list per arm

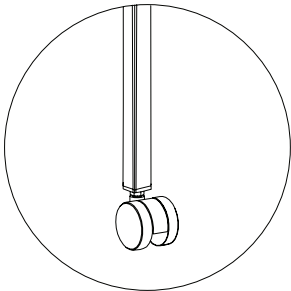
Specifications

Frame Construction

1. Tubular steel frame, 1 7/8", 12 gauge fabricated welded frame.
2. Caster and Bariatric chair frames have a gusset for additional strength.
3. All guest frames have a clear neoprene bumper on the inside of the leg to protect finish when stacking.
4. Multiple seating frames have front to back stretcher on each side section.
5. Multiple seating starter, adders and ender sections bolt together for assembly, instructions are included.

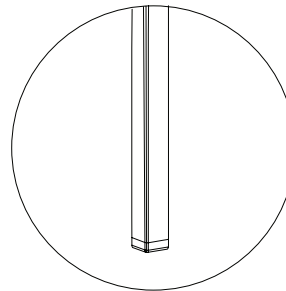


Casters



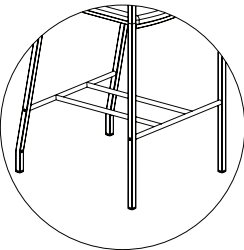
Guest chairs ending in a **C** are standard with a 50mm black nylon dual wheel caster.

Glides



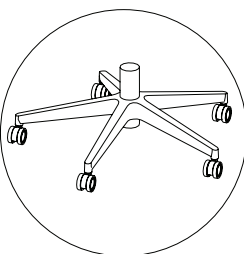
All other guest chairs, multiple seating, bariatric and stools are standard with nylon glides, color matched to frame

Foot Rail On Counter Stools

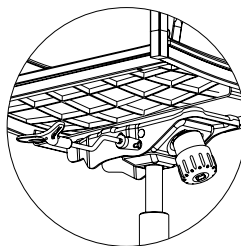


foot rail matches the frame color

Swivel Seating



black polyurethane base (standard)
polished aluminum base (optional)



limited tilt mechanism with tension adjustment and tilt lock -
pneumatic height adjustment

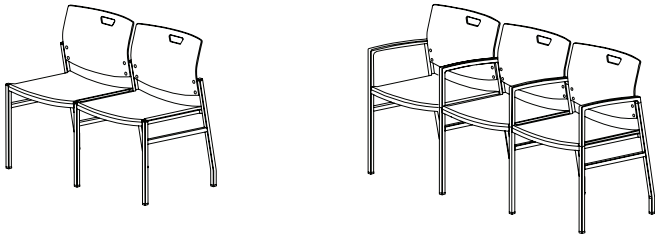
optional conference height mechanism

Creating Configurations with Chairs and Tables

Knox provides multiple seating, linking brackets and connecting brackets to build an array of solutions for public seating needs, see examples on the next page and learn the building blocks below.

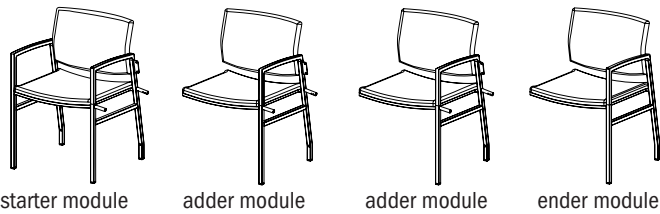
Multiple Seating

Unique model numbers have been created for two and three seat units.



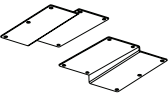
Modular Multiple Seating

Multiple seating can also be ordered using modular components and assembled in the field. This allows for a row of chairs greater than three seats and only using one starter module. Adder and ender modules are shipped KD, instructions included.

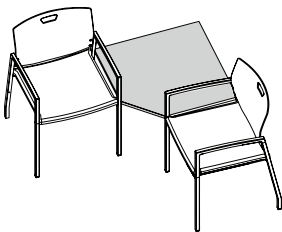


Connecting Tables

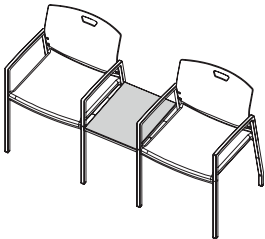
Tables can be added to any guest, bariatric or freestanding multiple seating model. Connecting brackets are installed on the underneath side of the table and require field installation.



connecting brackets
included with table



corner table



in-line table



Linked Seating

Guest, bariatric and freestanding multiple seating models can be linked together with linking brackets.

Brackets attach under seat rail and are installed in the field.



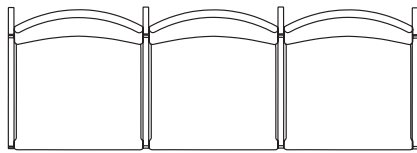
linking brackets sold
separately KN30BRKT



Linking, connecting and modular multiple seating available on armless and straight arm models with glides.

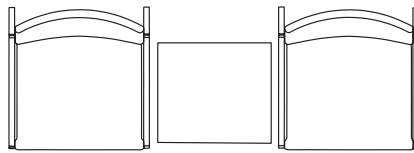
Configuration Typicals

KN001



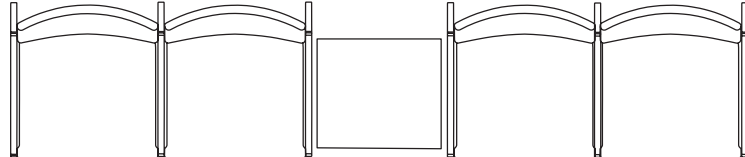
three
seat unit

KN002



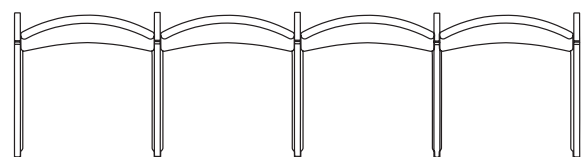
single
seat unit in-line
table single
seat unit

KN003



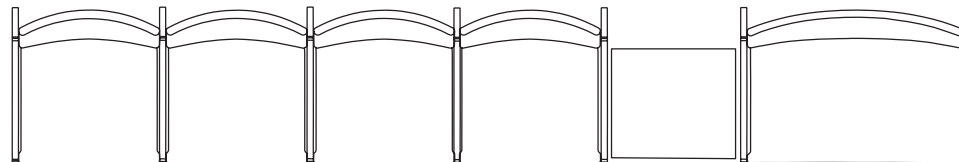
two
seat unit in-line
table two
seat unit

KN004



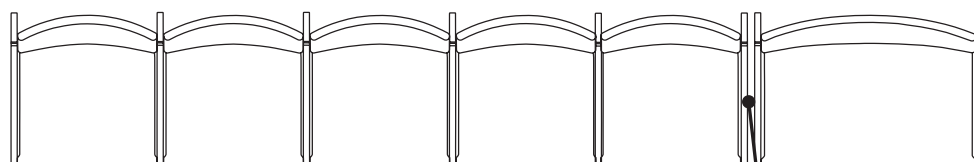
starter
module adder
module adder
module ender
module

KN005



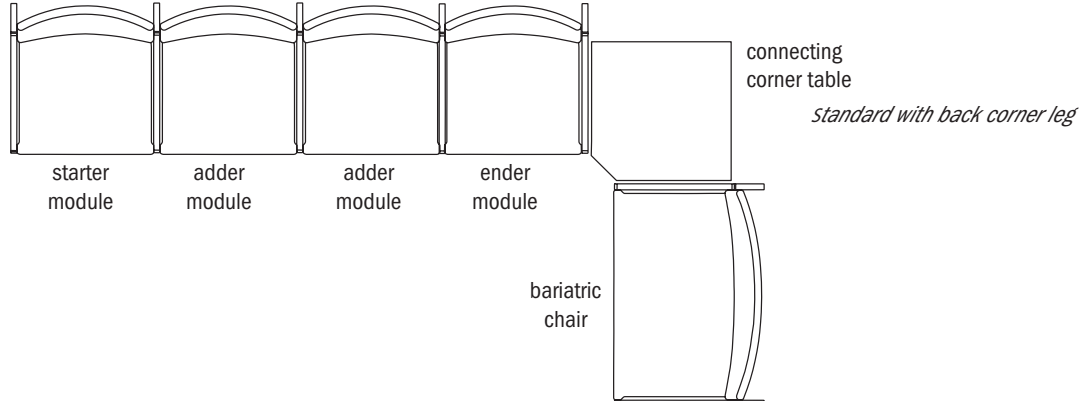
starter
module adder
module adder
module ender
module in-line
table bariatric
chair

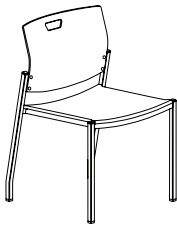

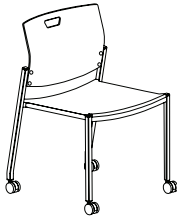
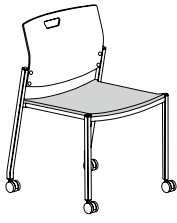
KN006



starter
module adder
module adder
module adder
module ender
module linking
brackets bariatric
chair

KN007

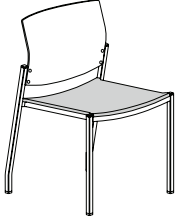


Description	① Model	Specifications	List Price Per Grade																								
Armless Stack Chair <div>Now!</div>  plastic seat	KN3003PP - All Plastic KN3003PU - Seat Uph. <ul style="list-style-type: none">· stacks six high· linking bracket available, order separately, see page KN33· passes a 500 lb load rating test· wall saver	<table><tr><th>Dimensions</th><th>D</th><th>W</th><th>H</th></tr><tr><td>Overall</td><td>21 ¼</td><td>21 ¼</td><td>32</td></tr><tr><td>Seat</td><td>17 ¾</td><td>19</td><td>18 ½</td></tr><tr><th colspan="2">Upholstery</th><th colspan="2">Shipping</th></tr><tr><td>COM Ydg</td><td>¾</td><td>Ctn Wt</td><td>15</td></tr><tr><td>COL Sq Ft</td><td>14</td><td>Cu Ft</td><td>11</td></tr></table>	Dimensions	D	W	H	Overall	21 ¼	21 ¼	32	Seat	17 ¾	19	18 ½	Upholstery		Shipping		COM Ydg	¾	Ctn Wt	15	COL Sq Ft	14	Cu Ft	11	<div>All Plastic \$484</div> <div>COM \$632</div> <div>A \$640</div> <div>B \$658</div> <div>COL/C \$687</div> <div>D \$727</div> <div>E \$767</div> <div>F \$826</div> <div>G \$891</div> <div>H \$960</div> <div>I \$1,067</div> <div>J \$1,197</div> <div>L1 \$903</div> <div>L2 \$981</div>
		Dimensions	D	W	H																						
Overall	21 ¼	21 ¼	32																								
Seat	17 ¾	19	18 ½																								
Upholstery		Shipping																									
COM Ydg	¾	Ctn Wt	15																								
COL Sq Ft	14	Cu Ft	11																								
 uph. seat	KN3003PP-3 - All Plastic KN3003PU-3 - Seat Uph. <ul style="list-style-type: none">· sets of 3 packaged together - must have all same options· stacks six high· linking bracket available, order separately, see page KN33· passes a 500 lb load rating test· wall saver	<table><tr><th>Dimensions</th><th>D</th><th>W</th><th>H</th></tr><tr><td>Overall</td><td>21 ¼</td><td>21 ¼</td><td>32</td></tr><tr><td>Seat</td><td>17 ¾</td><td>19</td><td>18 ½</td></tr><tr><th colspan="2">Upholstery</th><th colspan="2">Shipping</th></tr><tr><td>COM Ydg</td><td>1 ½</td><td>Ctn Wt</td><td>41</td></tr><tr><td>COL Sq Ft</td><td>27</td><td>Cu Ft</td><td>15</td></tr></table>	Dimensions	D	W	H	Overall	21 ¼	21 ¼	32	Seat	17 ¾	19	18 ½	Upholstery		Shipping		COM Ydg	1 ½	Ctn Wt	41	COL Sq Ft	27	Cu Ft	15	<div>All Plastic \$1,247</div> <div>COM \$1,609</div> <div>A \$1,627</div> <div>B \$1,661</div> <div>COL/C \$1,722</div> <div>D \$1,798</div> <div>E \$1,877</div> <div>F \$1,997</div> <div>G \$2,126</div> <div>H \$2,265</div> <div>I \$2,479</div> <div>J \$2,738</div> <div>L1 \$2,152</div> <div>L2 \$2,307</div>
		Dimensions	D	W	H																						
Overall	21 ¼	21 ¼	32																								
Seat	17 ¾	19	18 ½																								
Upholstery		Shipping																									
COM Ydg	1 ½	Ctn Wt	41																								
COL Sq Ft	27	Cu Ft	15																								
Armless Stack Chair with Casters <div>Now!</div>  plastic seat	KN3003PPC - All Plastic KN3003PUC - Seat Uph. <ul style="list-style-type: none">· stacks six high· wall saver	<table><tr><th>Dimensions</th><th>D</th><th>W</th><th>H</th></tr><tr><td>Overall</td><td>21 ¼</td><td>21 ¼</td><td>32</td></tr><tr><td>Seat</td><td>17 ¾</td><td>19</td><td>18 ½</td></tr><tr><th colspan="2">Upholstery</th><th colspan="2">Shipping</th></tr><tr><td>COM Ydg</td><td>¾</td><td>Ctn Wt</td><td>15</td></tr><tr><td>COL Sq Ft</td><td>14</td><td>Cu Ft</td><td>11</td></tr></table>	Dimensions	D	W	H	Overall	21 ¼	21 ¼	32	Seat	17 ¾	19	18 ½	Upholstery		Shipping		COM Ydg	¾	Ctn Wt	15	COL Sq Ft	14	Cu Ft	11	<div>All Plastic \$510</div> <div>COM \$661</div> <div>A \$671</div> <div>B \$687</div> <div>COL/C \$718</div> <div>D \$757</div> <div>E \$797</div> <div>F \$856</div> <div>G \$921</div> <div>H \$990</div> <div>I \$1,098</div> <div>J \$1,227</div> <div>L1 \$934</div> <div>L2 \$1,011</div>
		Dimensions	D	W	H																						
Overall	21 ¼	21 ¼	32																								
Seat	17 ¾	19	18 ½																								
Upholstery		Shipping																									
COM Ydg	¾	Ctn Wt	15																								
COL Sq Ft	14	Cu Ft	11																								
 uph. seat	KN3003PPC-3 - All Plastic KN3003PUC-3 - Seat Uph. <ul style="list-style-type: none">· sets of 3 packaged together - must have all same options· stacks six high· wall saver	<table><tr><th>Dimensions</th><th>D</th><th>W</th><th>H</th></tr><tr><td>Overall</td><td>21 ¼</td><td>21 ¼</td><td>32</td></tr><tr><td>Seat</td><td>17 ¾</td><td>19</td><td>18 ½</td></tr><tr><th colspan="2">Upholstery</th><th colspan="2">Shipping</th></tr><tr><td>COM Ydg</td><td>1 ½</td><td>Ctn Wt</td><td>41</td></tr><tr><td>COL Sq Ft</td><td>27</td><td>Cu Ft</td><td>15</td></tr></table>	Dimensions	D	W	H	Overall	21 ¼	21 ¼	32	Seat	17 ¾	19	18 ½	Upholstery		Shipping		COM Ydg	1 ½	Ctn Wt	41	COL Sq Ft	27	Cu Ft	15	<div>All Plastic \$1,300</div> <div>COM \$1,661</div> <div>A \$1,679</div> <div>B \$1,713</div> <div>COL/C \$1,774</div> <div>D \$1,851</div> <div>E \$1,930</div> <div>F \$2,050</div> <div>G \$2,178</div> <div>H \$2,317</div> <div>I \$2,531</div> <div>J \$2,790</div> <div>L1 \$2,204</div> <div>L2 \$2,360</div>
		Dimensions	D	W	H																						
Overall	21 ¼	21 ¼	32																								
Seat	17 ¾	19	18 ½																								
Upholstery		Shipping																									
COM Ydg	1 ½	Ctn Wt	41																								
COL Sq Ft	27	Cu Ft	15																								

KN10 KN03

Specification information shown at right

Specification information shown at right.

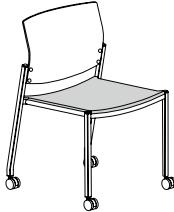

Description	1 Model	Specifications				List Price Per Grade	
Armless Stack Chair - Wood Back/Upholstered Seat 	KN3003WU <ul style="list-style-type: none"> stacks six high standard maple veneer back available in maple finishes optional walnut veneer back available in walnut finishes; add \$29 list optional horizontal double cut walnut veneer in clear coat; add \$31 list optional handle cut out; add \$21 list linking bracket available, order separately, see page KN33 passes a 500 lb load rating test wall saver 	Dimensions	D	W	H	COM	\$837
		Overall	21 ¼	21 ¼	32	A	\$846
		Seat	17 ¾	19	18 ½	B	\$864
		Upholstery		Shipping		COL/C	\$893
		COM Ydg	¾	Ctn Wt	16	D	\$933
		COL Sq Ft	14	Cu Ft	11	E	\$971
						F	\$1,032
						G	\$1,097
						H	\$1,165
						I	\$1,273
						J	\$1,402
						L1	\$1,109
						L2	\$1,186
	KN3003WU-3 <ul style="list-style-type: none"> sets of 3 packaged together - must have all same options stacks six high standard maple veneer back available in maple finishes optional walnut veneer back available in walnut finishes; add \$86 list optional horizontal double cut walnut veneer in clear coat; add \$93 list optional handle cut out; add \$62 list linking bracket available, order separately, see page KN33 passes a 500 lb load rating test wall saver 	Dimensions	D	W	H	COM	\$2,117
		Overall	21 ¼	21 ¼	32	A	\$2,136
		Seat	17 ¾	19	18 ½	B	\$2,170
		Upholstery		Shipping		COL/C	\$2,230
		COM Ydg	1 ½	Ctn Wt	44	D	\$2,307
		COL Sq Ft	27	Cu Ft	15	E	\$2,386
						F	\$2,507
						G	\$2,634
						H	\$2,773
						I	\$2,988
						J	\$3,247
						L1	\$2,660
						L2	\$2,817

To Order, Specify:

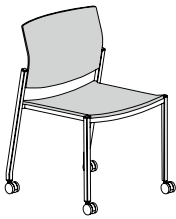
- 1 Model Number
 - 2 Plastic Color or Wood Finish -
 - a. Plastic Back - standard
 - b. Maple Back - standard
 - c. Walnut Back - add \$29 list per back
 - d. Double Cut Back - add \$31 list per back
 - 3 Fabric Selection - vendor, pattern and color
 - 4 Handle Cut Out - add \$21 list per veneer back
 - 7 Metal Frame Finish -
 - a. Arctic Silver (ASL)
 - b. Chrome (CHR) - add \$97 list
 - c. Matte Black (MBK)
 - d. Pewter (PEW)
- 3 Visit www.jsifurniture.com/finishes-and-materials/textiles for our textiles program. See selection of standard and graded in manufacturers and patterns.

When ordering Quickship products, place a "Q" in front of model number.
Example: QKN3003PP

NOW!
Need it.
JSI Quickship

Description	① Model	Specifications	List Price Per Grade																								
Armless Stack Chair with Casters - Wood Back/Upholstered Seat 	KN3003WUC <ul style="list-style-type: none">stacks six highstandard maple veneer back available in maple finishesoptional walnut veneer back available in walnut finishes; add \$29 listoptional horizontal double cut walnut veneer in clear coat; add \$31 listoptional handle cut out; add \$21 listwall saver	<table><tr><th>Dimensions</th><th>D</th><th>W</th><th>H</th></tr><tr><td>Overall</td><td>21 ¼</td><td>21 ¼</td><td>32</td></tr><tr><td>Seat</td><td>17 ¾</td><td>19</td><td>18 ½</td></tr><tr><th colspan="2">Upholstery</th><th colspan="2">Shipping</th></tr><tr><td>COM Ydg</td><td>¾</td><td>Ctn Wt</td><td>16</td></tr><tr><td>COL Sq Ft</td><td>14</td><td>Cu Ft</td><td>11</td></tr></table>	Dimensions	D	W	H	Overall	21 ¼	21 ¼	32	Seat	17 ¾	19	18 ½	Upholstery		Shipping		COM Ydg	¾	Ctn Wt	16	COL Sq Ft	14	Cu Ft	11	COM \$859 A \$867 B \$885 COL/C \$914 D \$954 E \$992 F \$1,053 G \$1,116 H \$1,186 I \$1,294 J \$1,423 L1 \$1,130 L2 \$1,207
		Dimensions	D	W	H																						
Overall	21 ¼	21 ¼	32																								
Seat	17 ¾	19	18 ½																								
Upholstery		Shipping																									
COM Ydg	¾	Ctn Wt	16																								
COL Sq Ft	14	Cu Ft	11																								
	KN3003WUC-3 <ul style="list-style-type: none">sets of 3 packaged together - must have all same optionsstacks six highstandard maple veneer back available in maple finishesoptional walnut veneer back available in walnut finishes; add \$86 listoptional horizontal double cut walnut veneer in clear coat; add \$93 listoptional handle cut out; add \$62 listwall saver	<table><tr><th>Dimensions</th><th>D</th><th>W</th><th>H</th></tr><tr><td>Overall</td><td>21 ¼</td><td>21 ¼</td><td>32</td></tr><tr><td>Seat</td><td>17 ¾</td><td>19</td><td>18 ½</td></tr><tr><th colspan="2">Upholstery</th><th colspan="2">Shipping</th></tr><tr><td>COM Ydg</td><td>1 ½</td><td>Ctn Wt</td><td>44</td></tr><tr><td>COL Sq Ft</td><td>27</td><td>Cu Ft</td><td>15</td></tr></table>	Dimensions	D	W	H	Overall	21 ¼	21 ¼	32	Seat	17 ¾	19	18 ½	Upholstery		Shipping		COM Ydg	1 ½	Ctn Wt	44	COL Sq Ft	27	Cu Ft	15	COM \$2,173 A \$2,192 B \$2,225 COL/C \$2,286 D \$2,363 E \$2,441 F \$2,561 G \$2,690 H \$2,828 I \$3,042 J \$3,301 L1 \$2,716 L2 \$2,871
		Dimensions	D	W	H																						
Overall	21 ¼	21 ¼	32																								
Seat	17 ¾	19	18 ½																								
Upholstery		Shipping																									
COM Ydg	1 ½	Ctn Wt	44																								
COL Sq Ft	27	Cu Ft	15																								
Armless Stack Chair - All Upholstered 	KN3003UU <ul style="list-style-type: none">stacks six highmultiple fabrics, see page KN5linking bracket available, order separately, see page KN33passes a 500 lb load rating testwall saver	<table><tr><th>Dimensions</th><th>D</th><th>W</th><th>H</th></tr><tr><td>Overall</td><td>21 ¼</td><td>21 ¼</td><td>32</td></tr><tr><td>Seat</td><td>17 ¾</td><td>19</td><td>18 ½</td></tr><tr><th colspan="2">Upholstery</th><th colspan="2">Shipping</th></tr><tr><td>COM Ydg</td><td>1 ¼</td><td>Ctn Wt</td><td>17</td></tr><tr><td>COL Sq Ft</td><td>23</td><td>Cu Ft</td><td>11</td></tr></table>	Dimensions	D	W	H	Overall	21 ¼	21 ¼	32	Seat	17 ¾	19	18 ½	Upholstery		Shipping		COM Ydg	1 ¼	Ctn Wt	17	COL Sq Ft	23	Cu Ft	11	COM \$764 A \$779 B \$806 COL/C \$859 D \$922 E \$988 F \$1,087 G \$1,196 H \$1,309 I \$1,488 J \$1,704 L1 \$1,217 L2 \$1,346
		Dimensions	D	W	H																						
Overall	21 ¼	21 ¼	32																								
Seat	17 ¾	19	18 ½																								
Upholstery		Shipping																									
COM Ydg	1 ¼	Ctn Wt	17																								
COL Sq Ft	23	Cu Ft	11																								
	KN3003UU-3 <ul style="list-style-type: none">sets of 3 packaged together - must have all same optionsstacks six highmultiple fabrics, see page KN5linking bracket available, order separately, see page KN33passes a 500 lb load rating testwall saver	<table><tr><th>Dimensions</th><th>D</th><th>W</th><th>H</th></tr><tr><td>Overall</td><td>21 ¼</td><td>21 ¼</td><td>32</td></tr><tr><td>Seat</td><td>17 ¾</td><td>19</td><td>18 ½</td></tr><tr><th colspan="2">Upholstery</th><th colspan="2">Shipping</th></tr><tr><td>COM Ydg</td><td>2 ¾</td><td>Ctn Wt</td><td>47</td></tr><tr><td>COL Sq Ft</td><td>50</td><td>Cu Ft</td><td>15</td></tr></table>	Dimensions	D	W	H	Overall	21 ¼	21 ¼	32	Seat	17 ¾	19	18 ½	Upholstery		Shipping		COM Ydg	2 ¾	Ctn Wt	47	COL Sq Ft	50	Cu Ft	15	COM \$1,950 A \$1,983 B \$2,045 COL/C \$2,156 D \$2,298 E \$2,441 F \$2,660 G \$2,897 H \$3,150 I \$3,544 J \$4,018 L1 \$2,945 L2 \$3,229
		Dimensions	D	W	H																						
Overall	21 ¼	21 ¼	32																								
Seat	17 ¾	19	18 ½																								
Upholstery		Shipping																									
COM Ydg	2 ¾	Ctn Wt	47																								
COL Sq Ft	50	Cu Ft	15																								

Specification information shown at right.

Description	1 Model	Specifications	List Price Per Grade
Armless Stack Chair with Casters - All Upholstered 	KN3003UUC <ul style="list-style-type: none"> stacks six high multiple fabrics, see page KN5 wall saver 	Dimensions	COM \$767
		Overall 21 ¼ 21 ¼ 32	A \$782
		Seat 17 ¾ 19 18 ½	B \$809
		Upholstery	COL/C \$861
		Shipping	D \$924
		COM Ydg 1 ¼ Ctn Wt 17	E \$990
		COL Sq Ft 23 Cu Ft 11	F \$1,098
			G \$1,198
			H \$1,312
			I \$1,491
	KN3003UUC-3 <ul style="list-style-type: none"> sets of 3 packaged together - must have all same options stacks six high multiple fabrics, see page KN5 wall saver 	Dimensions	COM \$2,003
		Overall 21 ¼ 21 ¼ 32	A \$2,035
		Seat 17 ¾ 19 18 ½	B \$2,099
		Upholstery	COL/C \$2,208
		Shipping	D \$2,350
		COM Ydg 2 ¾ Ctn Wt 47	E \$2,493
		COL Sq Ft 50 Cu Ft 15	F \$2,714
			G \$2,949
			H \$3,202
			I \$3,598
			J \$4,071
			L1 \$2,999
			L2 \$3,282



To Order, Specify:


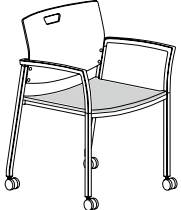
- Model Number
- Plastic Color or Wood Finish -
 - Plastic Back - standard
 - Maple Back - standard
 - Walnut Back - add \$29 list per back
 - Double Cut Back - add \$31 list per back
- Fabric Selection - vendor, pattern and color
- Handle Cut Out - add \$21 list per veneer back
- Metal Frame Finish -
 - Arctic Silver (ASL)
 - Chrome (CHR) - add \$97 list
 - Matte Black (MBK)
 - Pewter (PEW)

- Visit www.jsifurniture.com/finishes-and-materials/textiles for our textiles program. See selection of standard and graded in manufacturers and patterns.

When ordering Quickship products, place a "Q" in front of model number.
Example: QKN3003PP

NOW!
Need it.
JSI Quickship

Description	① Model	Specifications	List Price Per Grade																												
<div>Flared Arm Stack Chair</div> <div><div>Now!</div></div> <div>plastic seat</div>	<div>KN3001PPF - All Plastic</div> <div>KN3001PUF - Seat Uph.</div> <div><div>· stacks six high</div><div>· maple wood trim arm caps available on standard nylon arms; add \$190</div><div>· passes a 500 lb load rating test</div><div>· wall saver</div></div>	<table><tr><th>Dimensions</th><th>D</th><th>W</th><th>H</th></tr><tr><td>Overall</td><td>21 ¼</td><td>24 ⅞</td><td>32</td></tr><tr><td>Seat</td><td>17 ¾</td><td>21 ½</td><td>18 ½</td></tr><tr><td>Arm</td><td></td><td></td><td>26 ⅝</td></tr><tr><th colspan="2">Upholstery</th><th colspan="2">Shipping</th></tr><tr><td>COM Ydg</td><td>¾</td><td>Ctn Wt</td><td>16</td></tr><tr><td>COL Sq Ft</td><td>14</td><td>Cu Ft</td><td>12</td></tr></table>	Dimensions	D	W	H	Overall	21 ¼	24 ⅞	32	Seat	17 ¾	21 ½	18 ½	Arm			26 ⅝	Upholstery		Shipping		COM Ydg	¾	Ctn Wt	16	COL Sq Ft	14	Cu Ft	12	<div>All Plastic \$577</div> <div>COM \$716</div> <div>A \$725</div> <div>B \$742</div> <div>COL/C \$772</div> <div>D \$811</div> <div>E \$850</div> <div>F \$911</div> <div>G \$974</div> <div>H \$1,043</div> <div>I \$1,151</div> <div>J \$1,280</div> <div>L1 \$988</div> <div>L2 \$1,064</div>
Dimensions	D	W	H																												
Overall	21 ¼	24 ⅞	32																												
Seat	17 ¾	21 ½	18 ½																												
Arm			26 ⅝																												
Upholstery		Shipping																													
COM Ydg	¾	Ctn Wt	16																												
COL Sq Ft	14	Cu Ft	12																												
<div></div> <div>uph. seat</div>	<div>KN3001PPF-3 - All Plastic</div> <div>KN3001PUF-3 - Seat Uph.</div> <div><div>· sets of 3 packaged together - must have all same options</div><div>· stacks six high</div><div>· maple wood trim arm caps available on standard nylon arms; add \$284</div><div>· passes a 500 lb load rating test</div><div>· wall saver</div></div>	<table><tr><th>Dimensions</th><th>D</th><th>W</th><th>H</th></tr><tr><td>Overall</td><td>21 ¼</td><td>24 ⅞</td><td>32</td></tr><tr><td>Seat</td><td>17 ¾</td><td>21 ½</td><td>18 ½</td></tr><tr><td>Arm</td><td></td><td></td><td>26 ⅝</td></tr><tr><th colspan="2">Upholstery</th><th colspan="2">Shipping</th></tr><tr><td>COM Ydg</td><td>1 ½</td><td>Ctn Wt</td><td>44</td></tr><tr><td>COL Sq Ft</td><td>27</td><td>Cu Ft</td><td>16</td></tr></table>	Dimensions	D	W	H	Overall	21 ¼	24 ⅞	32	Seat	17 ¾	21 ½	18 ½	Arm			26 ⅝	Upholstery		Shipping		COM Ydg	1 ½	Ctn Wt	44	COL Sq Ft	27	Cu Ft	16	<div>All Plastic \$1,501</div> <div>COM \$1,863</div> <div>A \$1,882</div> <div>B \$1,915</div> <div>COL/C \$1,975</div> <div>D \$2,053</div> <div>E \$2,131</div> <div>F \$2,251</div> <div>G \$2,379</div> <div>H \$2,518</div> <div>I \$2,732</div> <div>J \$2,991</div> <div>L1 \$2,406</div> <div>L2 \$2,561</div>
Dimensions	D	W	H																												
Overall	21 ¼	24 ⅞	32																												
Seat	17 ¾	21 ½	18 ½																												
Arm			26 ⅝																												
Upholstery		Shipping																													
COM Ydg	1 ½	Ctn Wt	44																												
COL Sq Ft	27	Cu Ft	16																												

Description	1 Model	Specifications	List Price Per Grade																												
Flared Arm Stack Chair with Casters  plastic seat	KN3001PPFC - All Plastic KN3001PUFC - Seat Uph. <ul style="list-style-type: none"> stacks six high maple wood trim arm caps available on standard nylon arms; add \$190 list wall saver 	<table> <tr> <th>Dimensions</th><th>D</th><th>W</th><th>H</th></tr> <tr> <td>Overall</td><td>21 ¼</td><td>24 ⅞</td><td>32</td></tr> <tr> <td>Seat</td><td>17 ¾</td><td>21 ½</td><td>18 ½</td></tr> <tr> <td>Arm</td><td></td><td></td><td>26 ⅝</td></tr> <tr> <th>Upholstery</th><th colspan="3">Shipping</th></tr> <tr> <td>COM Ydg</td><td>¾</td><td>Ctn Wt</td><td>16</td></tr> <tr> <td>COL Sq Ft</td><td>14</td><td>Cu Ft</td><td>12</td></tr> </table>	Dimensions	D	W	H	Overall	21 ¼	24 ⅞	32	Seat	17 ¾	21 ½	18 ½	Arm			26 ⅝	Upholstery	Shipping			COM Ydg	¾	Ctn Wt	16	COL Sq Ft	14	Cu Ft	12	All Plastic \$599 COM \$736 A \$746 B \$763 COL/C \$793 D \$831 E \$871 F \$932 G \$995 H \$1,064 I \$1,172 J \$1,301 L1 \$1,009 L2 \$1,085
Dimensions	D	W	H																												
Overall	21 ¼	24 ⅞	32																												
Seat	17 ¾	21 ½	18 ½																												
Arm			26 ⅝																												
Upholstery	Shipping																														
COM Ydg	¾	Ctn Wt	16																												
COL Sq Ft	14	Cu Ft	12																												
 uph. seat	KN3001PPFC-3 - All Plastic KN3001PUFC-3 - Seat Uph. <ul style="list-style-type: none"> sets of 3 packaged together - must have all same options stacks six high maple wood trim arm caps available on standard nylon arms; add \$284 list wall saver 	<table> <tr> <th>Dimensions</th><th>D</th><th>W</th><th>H</th></tr> <tr> <td>Overall</td><td>21 ¼</td><td>24 ⅞</td><td>32</td></tr> <tr> <td>Seat</td><td>17 ¾</td><td>21 ½</td><td>18 ½</td></tr> <tr> <td>Arm</td><td></td><td></td><td>26 ⅝</td></tr> <tr> <th>Upholstery</th><th colspan="3">Shipping</th></tr> <tr> <td>COM Ydg</td><td>1 ½</td><td>Ctn Wt</td><td>44</td></tr> <tr> <td>COL Sq Ft</td><td>27</td><td>Cu Ft</td><td>16</td></tr> </table>	Dimensions	D	W	H	Overall	21 ¼	24 ⅞	32	Seat	17 ¾	21 ½	18 ½	Arm			26 ⅝	Upholstery	Shipping			COM Ydg	1 ½	Ctn Wt	44	COL Sq Ft	27	Cu Ft	16	All Plastic \$1,553 COM \$1,915 A \$1,934 B \$1,967 COL/C \$2,028 D \$2,105 E \$2,183 F \$2,303 G \$2,432 H \$2,571 I \$2,786 J \$3,043 L1 \$2,458 L2 \$2,613
Dimensions	D	W	H																												
Overall	21 ¼	24 ⅞	32																												
Seat	17 ¾	21 ½	18 ½																												
Arm			26 ⅝																												
Upholstery	Shipping																														
COM Ydg	1 ½	Ctn Wt	44																												
COL Sq Ft	27	Cu Ft	16																												


To Order, Specify:

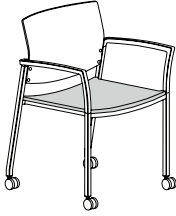
- 1 Model Number
- 2 Plastic Color or Wood Finish -
 - a. Plastic Back - standard
 - b. Maple Back - standard
 - c. Walnut Back - add \$29 list per back
 - d. Double Cut Back - add \$31 list per back
- 3 Fabric Selection - vendor, pattern and color
- 4 Handle Cut Out - add \$21 list per veneer back
- 7 Metal Frame Finish -
 - a. Arctic Silver (ASL)
 - b. Chrome (CHR) - add \$97 list
 - c. Matte Black (MBK)
 - d. Pewter (PEW)

- 3 Visit www.jsifurniture.com/finishes-and-materials/textiles for our textiles program. See selection of standard and graded in manufacturers and patterns.

When ordering Quickship products, place a "Q" in front of model number.
 Example: QKN3003PP

NOW!
 Need it.
 JSI Quickship


Description	① Model	Specifications	List Price Per Grade																													
<div>Flared Arm Stack Chair - Wood Back/Upholstered Seat</div> <div></div>	<div>KN3001WUF</div> <ul style="list-style-type: none">stacks six highstandard maple veneer back available in maple finishesoptional walnut veneer back available in walnut finishes; add \$29 listoptional horizontal double cut walnut veneer in clear coat; add \$31 listoptional handle cut out; add \$21 listnylon arms available in matte black or arctic silvermaple wood trim arm caps available on standard nylon arms; add \$190 listpasses a 500 lb load rating testwall saver	<table><tr><th>Dimensions</th><th>D</th><th>W</th><th>H</th></tr><tr><td>Overall</td><td>21 ¼</td><td>24 ⅞</td><td>32</td></tr><tr><td>Seat</td><td>17 ¾</td><td>21 ½</td><td>18 ½</td></tr><tr><td>Arm</td><td></td><td></td><td>26 ⅝</td></tr><tr><th colspan="2">Upholstery</th><th colspan="2">Shipping</th></tr><tr><td>COM Ydg</td><td>¾</td><td>Ctn Wt</td><td>16</td></tr><tr><td>COL Sq Ft</td><td>14</td><td>Cu Ft</td><td>12</td></tr></table>	Dimensions	D	W	H	Overall	21 ¼	24 ⅞	32	Seat	17 ¾	21 ½	18 ½	Arm			26 ⅝	Upholstery		Shipping		COM Ydg	¾	Ctn Wt	16	COL Sq Ft	14	Cu Ft	12	<div>COM \$927</div> <div>A \$937</div> <div>B \$954</div> <div>COL/C \$984</div> <div>D \$1,022</div> <div>E \$1,062</div> <div>F \$1,123</div> <div>G \$1,186</div> <div>H \$1,255</div> <div>I \$1,363</div> <div>J \$1,492</div> <div>L1 \$1,200</div> <div>L2 \$1,276</div>	
		Dimensions	D	W	H																											
		Overall	21 ¼	24 ⅞	32																											
		Seat	17 ¾	21 ½	18 ½																											
		Arm			26 ⅝																											
		Upholstery		Shipping																												
		COM Ydg	¾	Ctn Wt	16																											
		COL Sq Ft	14	Cu Ft	12																											
		<div>KN3001WUF-3</div> <ul style="list-style-type: none">sets of 3 packaged together - must have all same optionsstacks six highstandard maple veneer back available in maple finishesoptional walnut veneer back available in walnut finishes; add \$86 listoptional horizontal double cut walnut veneer in clear coat; add \$93 listoptional handle cut out; add \$62 listnylon arms available in matte black or arctic silvermaple wood trim arm caps available on standard nylon arms; add \$284 listpasses a 500 lb load rating testwall saver	<table><tr><th>Dimensions</th><th>D</th><th>W</th><th>H</th></tr><tr><td>Overall</td><td>21 ¼</td><td>24 ⅞</td><td>32</td></tr><tr><td>Seat</td><td>17 ¾</td><td>21 ½</td><td>18 ½</td></tr><tr><td>Arm</td><td></td><td></td><td>26 ⅝</td></tr><tr><th colspan="2">Upholstery</th><th colspan="2">Shipping</th></tr><tr><td>COM Ydg</td><td>1 ½</td><td>Ctn Wt</td><td>44</td></tr><tr><td>COL Sq Ft</td><td>27</td><td>Cu Ft</td><td>16</td></tr></table>	Dimensions	D	W	H	Overall	21 ¼	24 ⅞	32	Seat	17 ¾	21 ½	18 ½	Arm			26 ⅝	Upholstery		Shipping		COM Ydg	1 ½	Ctn Wt	44	COL Sq Ft	27	Cu Ft	16	<div>COM \$2,349</div> <div>A \$2,368</div> <div>B \$2,401</div> <div>COL/C \$2,462</div> <div>D \$2,539</div> <div>E \$2,617</div> <div>F \$2,738</div> <div>G \$2,866</div> <div>H \$3,005</div> <div>I \$3,220</div> <div>J \$3,479</div> <div>L1 \$2,892</div> <div>L2 \$3,048</div>
			Dimensions	D	W	H																										
Overall	21 ¼		24 ⅞	32																												
Seat	17 ¾		21 ½	18 ½																												
Arm				26 ⅝																												
Upholstery			Shipping																													
COM Ydg	1 ½		Ctn Wt	44																												
COL Sq Ft	27		Cu Ft	16																												

Description	1 Model	Specifications	List Price Per Grade																												
Flared Arm Chair with Casters - Wood Back/Upholstered Seat 	KN3001WUFC <ul style="list-style-type: none"> stacks six high standard maple veneer back available in maple finishes optional walnut veneer back available in walnut finishes; add \$29 list optional horizontal double cut walnut veneer in clear coat; add \$31 list optional handle cut out; add \$21 list maple wood trim arm caps available on standard nylon arms; add \$190 list wall saver 	<table> <tr> <th>Dimensions</th><th>D</th><th>W</th><th>H</th></tr> <tr> <td>Overall</td><td>21 ¼</td><td>24 ⅞</td><td>32</td></tr> <tr> <td>Seat</td><td>17 ¾</td><td>21 ½</td><td>18 ½</td></tr> <tr> <td>Arm</td><td></td><td></td><td>26 ⅞</td></tr> <tr> <th colspan="2">Upholstery</th><th colspan="2">Shipping</th></tr> <tr> <td>COM Ydg</td><td>¾</td><td>Ctn Wt</td><td>16</td></tr> <tr> <td>COL Sq Ft</td><td>14</td><td>Cu Ft</td><td>12</td></tr> </table>	Dimensions	D	W	H	Overall	21 ¼	24 ⅞	32	Seat	17 ¾	21 ½	18 ½	Arm			26 ⅞	Upholstery		Shipping		COM Ydg	¾	Ctn Wt	16	COL Sq Ft	14	Cu Ft	12	COM \$947 A \$957 B \$973 COL/C \$1,004 D \$1,042 E \$1,082 F \$1,141 G \$1,206 H \$1,275 I \$1,383 J \$1,512 L1 \$1,219 L2 \$1,296
Dimensions	D	W	H																												
Overall	21 ¼	24 ⅞	32																												
Seat	17 ¾	21 ½	18 ½																												
Arm			26 ⅞																												
Upholstery		Shipping																													
COM Ydg	¾	Ctn Wt	16																												
COL Sq Ft	14	Cu Ft	12																												


KN3001WUFC-3 <ul style="list-style-type: none"> sets of 3 packaged together - must have all same options stacks six high standard maple veneer back available in maple finishes optional walnut veneer back available in walnut finishes; add \$86 list optional horizontal double cut walnut veneer in clear coat; add \$93 list optional handle cut out; add \$62 list nylon arms available in matte black or arctic silver maple wood trim arm caps available on standard nylon arms; add \$284 list wall saver 	<table> <tr> <th>Dimensions</th><th>D</th><th>W</th><th>H</th></tr> <tr> <td>Overall</td><td>21 ¼</td><td>24 ⅞</td><td>32</td></tr> <tr> <td>Seat</td><td>17 ¾</td><td>21 ½</td><td>18 ½</td></tr> <tr> <td>Arm</td><td></td><td></td><td>26 ⅞</td></tr> <tr> <th colspan="2">Upholstery</th><th colspan="2">Shipping</th></tr> <tr> <td>COM Ydg</td><td>1 ½</td><td>Ctn Wt</td><td>44</td></tr> <tr> <td>COL Sq Ft</td><td>27</td><td>Cu Ft</td><td>16</td></tr> </table>	Dimensions	D	W	H	Overall	21 ¼	24 ⅞	32	Seat	17 ¾	21 ½	18 ½	Arm			26 ⅞	Upholstery		Shipping		COM Ydg	1 ½	Ctn Wt	44	COL Sq Ft	27	Cu Ft	16	COM \$2,402 A \$2,421 B \$2,456 COL/C \$2,515 D \$2,592 E \$2,671 F \$2,792 G \$2,919 H \$3,058 I \$3,273 J \$3,532 L1 \$2,945 L2 \$3,102
Dimensions	D	W	H																											
Overall	21 ¼	24 ⅞	32																											
Seat	17 ¾	21 ½	18 ½																											
Arm			26 ⅞																											
Upholstery		Shipping																												
COM Ydg	1 ½	Ctn Wt	44																											
COL Sq Ft	27	Cu Ft	16																											

To Order, Specify:

- 1 Model Number
 - 2 Plastic Color or Wood Finish -
 - a. Plastic Back - standard
 - b. Maple Back - standard
 - c. Walnut Back - add \$29 list per back
 - d. Double Cut Back - add \$31 list per back
 - 3 Fabric Selection - vendor, pattern and color
 - 4 Handle Cut Out - add \$21 list per veneer back
 - 7 Metal Frame Finish -
 - a. Arctic Silver (ASL)
 - b. Chrome (CHR) - add \$97 list
 - c. Matte Black (MBK)
 - d. Pewter (PEW)
- 3 Visit www.jsifurniture.com/finishes-and-materials/textiles for our textiles program. See selection of standard and graded in manufacturers and patterns.

Description	① Model	Specifications				List Price Per Grade	
Flared Arm Stack Chair - All Upholstered 	KN3001UUF <ul style="list-style-type: none">· stacks six high· nylon arms available in matte black or arctic silver· maple wood trim arm caps available on standard nylon arms; add \$190 list· multiple fabrics, see page KN5· passes a 500 lb load rating test· wall saver	Dimensions	D	W	H	COM	\$856
		Overall	21 ¼	24 ⅞	32	A	\$872
		Seat	17 ¾	21 ½	18 ½	B	\$899
		Arm			26 ⅝	COL/C	\$950
		Upholstery		Shipping		D	\$1,015
		COM Ydg	1 ¼	Ctn Wt	18	E	\$1,081
		COL Sq Ft	23	Cu Ft	12	F	\$1,180
						G	\$1,289
						H	\$1,402
						I	\$1,581
				J	\$1,797		
				L1	\$1,309		
				L2	\$1,439		

KN3001UUF-3 <ul style="list-style-type: none">· sets of 3 packaged together - must have all same options· stacks six high· nylon arms available in matte black or arctic silver· maple wood trim arm caps available on standard nylon arms; add \$284 list· multiple fabrics, see page KN5· passes a 500 lb load rating test· wall saver	Dimensions	D	W	H	COM	\$2,209
	Overall	21 ¼	24 ⅞	32	A	\$2,242
	Seat	17 ¾	21 ½	18 ½	B	\$2,304
	Arm			26 ⅝	COL/C	\$2,415
	Upholstery		Shipping		D	\$2,557
	COM Ydg	2 ¾	Ctn Wt	50	E	\$2,700
	COL Sq Ft	50	Cu Ft	16	F	\$2,919
					G	\$3,156
					H	\$3,409
					I	\$3,804
				J	\$4,277	
				L1	\$3,205	
				L2	\$3,489	

Description	1 Model	Specifications	List Price Per Grade																						
Flared Arm Stack Chair with Casters - All Upholstered 	KN3001UUFC <ul style="list-style-type: none"> stacks six high nylon arms available in matte black or arctic silver maple wood trim arm caps available on standard nylon arms; add \$190 list multiple fabrics, see page KN5 wall saver 	Dimensions D W H	COM \$873 A \$890 B \$917 COL/C \$968 D \$1,032 E \$1,098 F \$1,197 G \$1,305 H \$1,419 I \$1,599 J \$1,815 L1 \$1,326 L2 \$1,456																						
		<table> <tr> <td>Overall</td><td>21 ¼</td><td>24 ⅝</td><td>32</td></tr> <tr> <td>Seat</td><td>17 ¾</td><td>21 ½</td><td>18 ½</td></tr> <tr> <td>Arm</td><td></td><td></td><td>26 ⅝</td></tr> <tr> <td>Upholstery</td><td></td><td>Shipping</td><td></td></tr> <tr> <td>COM Ydg</td><td>1 ¼</td><td>Ctn Wt</td><td>18</td></tr> <tr> <td>COL Sq Ft</td><td>23</td><td>Cu Ft</td><td>12</td></tr> </table>	Overall	21 ¼	24 ⅝	32	Seat	17 ¾	21 ½	18 ½	Arm			26 ⅝	Upholstery		Shipping		COM Ydg	1 ¼	Ctn Wt	18	COL Sq Ft	23	Cu Ft
Overall	21 ¼	24 ⅝	32																						
Seat	17 ¾	21 ½	18 ½																						
Arm			26 ⅝																						
Upholstery		Shipping																							
COM Ydg	1 ¼	Ctn Wt	18																						
COL Sq Ft	23	Cu Ft	12																						
	KN3001UUFC-3 <ul style="list-style-type: none"> sets of 3 packaged together - must have all same options stacks six high nylon arms available in matte black or arctic silver maple wood trim arm caps available on standard nylon arms; add \$284 list multiple fabrics, see page KN5 wall saver 	Dimensions D W H	COM \$2,262 A \$2,294 B \$2,358 COL/C \$2,467 D \$2,609 E \$2,752 F \$2,972 G \$3,208 H \$3,461 I \$3,857 J \$4,329 L1 \$3,257 L2 \$3,541																						
		<table> <tr> <td>Overall</td><td>21 ¼</td><td>24 ⅝</td><td>32</td></tr> <tr> <td>Seat</td><td>17 ¾</td><td>21 ½</td><td>18 ½</td></tr> <tr> <td>Arm</td><td></td><td></td><td>26 ⅝</td></tr> <tr> <td>Upholstery</td><td></td><td>Shipping</td><td></td></tr> <tr> <td>COM Ydg</td><td>2 ¾</td><td>Ctn Wt</td><td>50</td></tr> <tr> <td>COL Sq Ft</td><td>50</td><td>Cu Ft</td><td>16</td></tr> </table>	Overall	21 ¼	24 ⅝	32	Seat	17 ¾	21 ½	18 ½	Arm			26 ⅝	Upholstery		Shipping		COM Ydg	2 ¾	Ctn Wt	50	COL Sq Ft	50	Cu Ft
Overall	21 ¼	24 ⅝	32																						
Seat	17 ¾	21 ½	18 ½																						
Arm			26 ⅝																						
Upholstery		Shipping																							
COM Ydg	2 ¾	Ctn Wt	50																						
COL Sq Ft	50	Cu Ft	16																						





To Order, Specify:

- 1 Model Number
- 2 Plastic Color or Wood Finish -
 - a. Plastic Back - standard
 - b. Maple Back - standard
 - c. Walnut Back - add \$29 list per back
 - d. Double Cut Back - add \$31 list per back
- 3 Fabric Selection - vendor, pattern and color
- 4 Handle Cut Out - add \$21 list per veneer back
- 7 Metal Frame Finish -
 - a. Arctic Silver (ASL)
 - b. Chrome (CHR) - add \$97 list
 - c. Matte Black (MBK)
 - d. Pewter (PEW)

- 3 Visit www.jsifurniture.com/finishes-and-materials/textiles for our textiles program. See selection of standard and graded in manufacturers and patterns.

When ordering Quickship products, place a "Q" in front of model number.
 Example: QKN3003PP

NOW!
 Need it.
 JSI Quickship

Description	① Model	Specifications	List Price Per Grade																												
Straight Arm Chair  KN3001PPS plastic seat	KN3001PPS - All Plastic KN3001PUS - Seat Uph. <ul style="list-style-type: none"> · non-stacking · maple wood trim arm caps available on standard nylon arms; add \$190 list · linking bracket available, order separately, see page KN33 · passes a 500 lb load rating test · wall saver 	<table> <tr> <th>Dimensions</th><th>D</th><th>W</th><th>H</th></tr> <tr> <td>Overall</td><td>21 ¼</td><td>21 ¼</td><td>32</td></tr> <tr> <td>Seat</td><td>17 ¾</td><td>19 ¾</td><td>18 ½</td></tr> <tr> <td>Arm</td><td></td><td></td><td>26 ⅝</td></tr> <tr> <th colspan="2">Upholstery</th><th colspan="2">Shipping</th></tr> <tr> <td>COM Ydg</td><td>¾</td><td>Ctn Wt</td><td>16</td></tr> <tr> <td>COL Sq Ft</td><td>14</td><td>Cu Ft</td><td>11</td></tr> </table>	Dimensions	D	W	H	Overall	21 ¼	21 ¼	32	Seat	17 ¾	19 ¾	18 ½	Arm			26 ⅝	Upholstery		Shipping		COM Ydg	¾	Ctn Wt	16	COL Sq Ft	14	Cu Ft	11	All Plastic \$575 COM \$713 A \$723 B \$741 COL/C \$771 D \$809 E \$849 F \$909 G \$973 H \$1,042 I \$1,150 J \$1,279 L1 \$986 L2 \$1,063
Dimensions	D	W	H																												
Overall	21 ¼	21 ¼	32																												
Seat	17 ¾	19 ¾	18 ½																												
Arm			26 ⅝																												
Upholstery		Shipping																													
COM Ydg	¾	Ctn Wt	16																												
COL Sq Ft	14	Cu Ft	11																												
 KN3001PUS uph. seat																															
Straight Arm Chair with Casters  KN3001PPFC plastic seat	KN3001PPSC - All Plastic KN3001PUSC - Seat Uph. <ul style="list-style-type: none"> · non-stacking · maple wood trim arm caps available on standard nylon arms; add \$190 list · wall saver 	<table> <tr> <th>Dimensions</th><th>D</th><th>W</th><th>H</th></tr> <tr> <td>Overall</td><td>21 ¼</td><td>21 ¼</td><td>32</td></tr> <tr> <td>Seat</td><td>17 ¾</td><td>19 ¾</td><td>18 ½</td></tr> <tr> <td>Arm</td><td></td><td></td><td>26 ⅝</td></tr> <tr> <th colspan="2">Upholstery</th><th colspan="2">Shipping</th></tr> <tr> <td>COM Ydg</td><td>¾</td><td>Ctn Wt</td><td>16</td></tr> <tr> <td>COL Sq Ft</td><td>14</td><td>Cu Ft</td><td>11</td></tr> </table>	Dimensions	D	W	H	Overall	21 ¼	21 ¼	32	Seat	17 ¾	19 ¾	18 ½	Arm			26 ⅝	Upholstery		Shipping		COM Ydg	¾	Ctn Wt	16	COL Sq Ft	14	Cu Ft	11	All Plastic \$597 COM \$735 A \$744 B \$761 COL/C \$792 D \$830 E \$870 F \$930 G \$994 H \$1,063 I \$1,171 J \$1,300 L1 \$1,007 L2 \$1,084
Dimensions	D	W	H																												
Overall	21 ¼	21 ¼	32																												
Seat	17 ¾	19 ¾	18 ½																												
Arm			26 ⅝																												
Upholstery		Shipping																													
COM Ydg	¾	Ctn Wt	16																												
COL Sq Ft	14	Cu Ft	11																												
 KN3003PUC uph. seat																															



Description	① Model	W	H	CTN WT	CU Specifications	① Model	List Price	Per Chair	Per Set
Transport Cart	34	23 ¾	40 ¾	29	22	TC01	\$957		




- 16 gauge steel tube
- 4" heavy duty casters
- only available in black
- stacks six armless or flared single chairs

To Order, Specify:

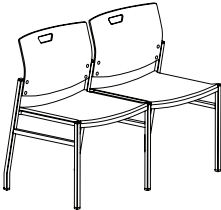

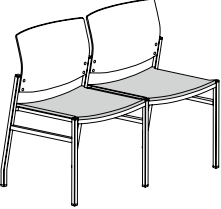
- ① Model Number
 - ② Plastic Color or Wood Finish -
 - a. Plastic Back - standard
 - b. Maple Back - standard
 - c. Walnut Back - add \$29 list per back
 - d. Double Cut Back - add \$31 list per back
 - ③ Fabric Selection - vendor, pattern and color
 - ④ Handle Cut Out - add \$21 list per veneer back
 - ⑦ Metal Frame Finish -
 - a. Arctic Silver (ASL)
 - b. Chrome (CHR) - add \$97 list
 - c. Matte Black (MBK)
 - d. Pewter (PEW)
- ③ Visit www.jsifurniture.com/finishes-and-materials/textiles for our textiles program. See selection of standard and graded in manufacturers and patterns.

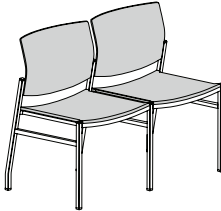
Description	① Model	Specifications	List Price Per Grade																													
Armless Bariatric Chair - All Upholstered 	KN3053UU <ul style="list-style-type: none">non-stackingmeets or exceed BIFMA 5.11 large occupant standardpasses a 500 lb load rating testmultiple fabrics, see page KN5linking bracket available, order separately, see page KN33wall saver	<table><tr><th>Dimensions</th><th>D</th><th>W</th><th>H</th></tr><tr><td>Overall</td><td>21 ¼</td><td>32</td><td>32</td></tr><tr><td>Seat</td><td>17 ¾</td><td>30</td><td>18 ½</td></tr><tr><th colspan="2">Upholstery</th><th colspan="2">Shipping</th></tr><tr><td>COM Ydg</td><td>2</td><td>Ctn Wt</td><td>28</td></tr><tr><td>COL Sq Ft</td><td>44</td><td>Cu Ft</td><td>15</td></tr></table>	Dimensions	D	W	H	Overall	21 ¼	32	32	Seat	17 ¾	30	18 ½	Upholstery		Shipping		COM Ydg	2	Ctn Wt	28	COL Sq Ft	44	Cu Ft	15	COM \$1,192 A \$1,216 B \$1,260 COL/C \$1,342 D \$1,445 E \$1,549 F \$1,708 G \$1,882 H \$2,064 I \$2,352 J \$2,696 L1 \$1,915 L2 \$2,122					
		Dimensions	D	W	H																											
		Overall	21 ¼	32	32																											
		Seat	17 ¾	30	18 ½																											
		Upholstery		Shipping																												
		COM Ydg	2	Ctn Wt	28																											
		COL Sq Ft	44	Cu Ft	15																											
		KN3053UU-3 <ul style="list-style-type: none">sets of 3 packaged together - must have all same optionsnon-stackingmeets or exceed BIFMA 5.11 large occupant standardpasses a 500 lb load rating testmultiple fabrics, see page KN5linking bracket available, order separately, see page KN33wall saver	<table><tr><th>Dimensions</th><th>D</th><th>W</th><th>H</th></tr><tr><td>Overall</td><td>21 ¼</td><td>32</td><td>32</td></tr><tr><td>Seat</td><td>17 ¾</td><td>30</td><td>18 ½</td></tr><tr><th colspan="2">Upholstery</th><th colspan="2">Shipping</th></tr><tr><td>COM Ydg</td><td>5</td><td>Ctn Wt</td><td>79</td></tr><tr><td>COL Sq Ft</td><td>90</td><td>Cu Ft</td><td>19</td></tr></table>	Dimensions	D	W	H	Overall	21 ¼	32	32	Seat	17 ¾	30	18 ½	Upholstery		Shipping		COM Ydg	5	Ctn Wt	79	COL Sq Ft	90	Cu Ft	19	COM \$3,143 A \$3,201 B \$3,315 COL/C \$3,516 D \$3,774 E \$4,033 F \$4,435 G \$4,865 H \$5,324 I \$6,041 J \$6,902 L1 \$4,952 L2 \$5,466				
			Dimensions	D	W	H																										
			Overall	21 ¼	32	32																										
Seat	17 ¾		30	18 ½																												
Upholstery			Shipping																													
COM Ydg	5		Ctn Wt	79																												
COL Sq Ft	90		Cu Ft	19																												
Flared Bariatric Chair - All Upholstered 	KN3051UUF <ul style="list-style-type: none">non-stackingmeets or exceed BIFMA 5.11 large occupant standardpasses a 500 lb load rating testnylon arms available in matte black or arctic silvernylon arms available in matte black or arctic silvermaple wood trim arm caps available on standard nylon arms; add \$190 listmultiple fabrics, see page KN5wall saver		<table><tr><th>Dimensions</th><th>D</th><th>W</th><th>H</th></tr><tr><td>Overall</td><td>21 ¼</td><td>34 ¾</td><td>32</td></tr><tr><td>Seat</td><td>17 ¾</td><td>30</td><td>18 ½</td></tr><tr><td>Arm</td><td></td><td></td><td>26 ¾</td></tr><tr><th colspan="2">Upholstery</th><th colspan="2">Shipping</th></tr><tr><td>COM Ydg</td><td>2</td><td>Ctn Wt</td><td>29</td></tr><tr><td>COL Sq Ft</td><td>44</td><td>Cu Ft</td><td>16</td></tr></table>	Dimensions	D	W	H	Overall	21 ¼	34 ¾	32	Seat	17 ¾	30	18 ½	Arm			26 ¾	Upholstery		Shipping		COM Ydg	2	Ctn Wt	29	COL Sq Ft	44	Cu Ft	16	COM \$1,289 A \$1,312 B \$1,358 COL/C \$1,439 D \$1,542 E \$1,646 F \$1,805 G \$1,978 H \$2,161 I \$2,448 J \$2,793 L1 \$2,012 L2 \$2,219
			Dimensions	D	W	H																										
			Overall	21 ¼	34 ¾	32																										
		Seat	17 ¾	30	18 ½																											
		Arm			26 ¾																											
		Upholstery		Shipping																												
		COM Ydg	2	Ctn Wt	29																											
		COL Sq Ft	44	Cu Ft	16																											
		KN3051UUF-3 <ul style="list-style-type: none">sets of 3 packaged together - must have all same optionsnon-stackingmeets or exceed BIFMA 5.11 large occupant standardpasses a 500 lb load rating testnylon arms available in matte black or arctic silvermaple wood trim arm caps available on standard nylon arms; add \$284 listmultiple fabrics, see page KN5wall saver	<table><tr><th>Dimensions</th><th>D</th><th>W</th><th>H</th></tr><tr><td>Overall</td><td>21 ¼</td><td>34 ¾</td><td>32</td></tr><tr><td>Seat</td><td>17 ¾</td><td>30</td><td>18 ½</td></tr><tr><td>Arm</td><td></td><td></td><td>26 ¾</td></tr><tr><th colspan="2">Upholstery</th><th colspan="2">Shipping</th></tr><tr><td>COM Ydg</td><td>5</td><td>Ctn Wt</td><td>81</td></tr><tr><td>COL Sq Ft</td><td>90</td><td>Cu Ft</td><td>20</td></tr></table>	Dimensions	D	W	H	Overall	21 ¼	34 ¾	32	Seat	17 ¾	30	18 ½	Arm			26 ¾	Upholstery		Shipping		COM Ydg	5	Ctn Wt	81	COL Sq Ft	90	Cu Ft	20	COM \$3,402 A \$3,461 B \$3,575 COL/C \$3,776 D \$4,034 E \$4,293 F \$4,695 G \$5,125 H \$5,584 I \$6,301 J \$7,163 L1 \$5,212 L2 \$5,727
			Dimensions	D	W	H																										
Overall	21 ¼		34 ¾	32																												
Seat	17 ¾		30	18 ½																												
Arm				26 ¾																												
Upholstery			Shipping																													
COM Ydg	5		Ctn Wt	81																												
COL Sq Ft	90		Cu Ft	20																												

Description	1 Model	Specifications				List Price Per Grade	
Straight Arm Bariatric Chair - All Upholstered 	KN3051UUS <ul style="list-style-type: none"> non-stacking meets or exceed BIFMA 5.11 large occupant standard passes a 500 lb load rating test maple wood trim arm caps available on standard nylon arms; add \$190 list multiple fabrics, see page KN5 linking bracket available, order separately, see page KN33 wall saver 	Dimensions				COM	\$1,289
		Overall	21 ¼	32	32	A	\$1,312
		Seat	17 ¾	30	18 ½	B	\$1,358
		Arm			26 ¾	COL/C	\$1,439
		Upholstery		Shipping		D	\$1,542
		COM Ydg	2	Ctn Wt	29	E	\$1,646
		COL Sq Ft	44	Cu Ft	15	F	\$1,805
						G	\$1,978
						H	\$2,161
						I	\$2,448
						J	\$2,793
						L1	\$2,012
						L2	\$2,219

To Order, Specify:


- 1 Model Number
 - 2 Plastic Color or Wood Finish -
 - a. Plastic Back - standard
 - b. Maple Back - standard
 - c. Walnut Back - add \$29 list per back
 - d. Double Cut Back - add \$31 list per back
 - 3 Fabric Selection - vendor, pattern and color
 - 4 Handle Cut Out - add \$21 list per veneer back
 - 7 Metal Frame Finish -
 - a. Arctic Silver (ASL)
 - b. Chrome (CHR) - add \$97 list
 - c. Matte Black (MBK)
 - d. Pewter (PEW)
- 3 Visit www.jsifurniture.com/finishes-and-materials/textiles for our textiles program. See selection of standard and graded in manufacturers and patterns.

Description	① Model	Specifications				List Price Per Grade
Armless Two Seat Unit	KN3092PP - All Plastic	Dimensions	D	W	H	All Plastic \$1,017
	KN3092PU - Uph. Seat	Overall	21 ¼	40 ⅝	32	COM \$1,267
	· shipped assembled	Seat	17 ¾	19	18 ½	A \$1,275
	· wall saver	Upholstery	Shipping			B \$1,293
		COM Ydg	¾	Ctn Wt	28	COL/C \$1,322
		COL Sq Ft	14	Cu Ft	19	D \$1,362
Armless Two Seat Unit - Wood Back/Uph. Seat	KN3092WU	Dimensions	D	W	H	E \$1,400
	· shipped assembled	Overall	21 ¼	40 ⅝	32	F \$1,461
	· standard maple veneer back available in maple finishes	Seat	17 ¾	19	18 ½	G \$1,526
	· optional walnut veneer back available in walnut finishes; add \$57 list	Upholstery	Shipping			H \$1,594
	· optional horizontal double cut walnut veneer in clear coat; add \$62 list	COM Ydg	¾	Ctn Wt	28	I \$1,702
	· optional handle cut out; add \$42 list	COL Sq Ft	14	Cu Ft	19	J \$1,831
	· wall saver					L1 \$1,538
						L2 \$1,615

Description	1 Model	Specifications				List Price Per Grade	
<div>Armless Two Seat Unit - All Upholstered</div> <div></div>	<div>KN3092UU</div> <div><ul style="list-style-type: none">· shipped assembled· multiple fabrics, see page KN5· wall saver</div>	Dimensions	D	W	H	COM	\$1,567
		Overall	21 ¼	40 ⅝	32	A	\$1,590
		Seat	17 ¾	19	18 ½	B	\$1,636
		Upholstery	Shipping			COL/C	\$1,718
		COM Ydg	2	Ctn Wt	30	D	\$1,821
		COL Sq Ft	40	Cu Ft	19	E	\$1,924
						F	\$2,084
						G	\$2,256
						H	\$2,440
						I	\$2,727
						J	\$3,072
						L1	\$2,291
						L2	\$2,497

To Order, Specify:

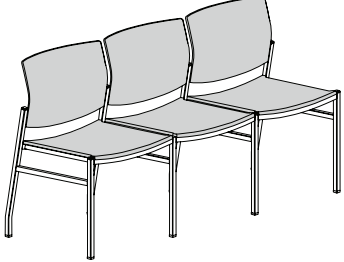
- 1 Model Number
 - 2 Plastic Color or Wood Finish -
 - a. Plastic Back - standard
 - b. Maple Back - standard
 - c. Walnut Back - add \$29 list per back
 - d. Double Cut Back - add \$31 list per back
 - 3 Fabric Selection - vendor, pattern and color
 - 4 Handle Cut Out - add \$21 list per veneer back
 - 7 Metal Frame Finish -
 - a. Arctic Silver (ASL)
 - b. Chrome (CHR) - add \$97 list
 - c. Matte Black (MBK)
 - d. Pewter (PEW)
- 3 Visit www.jsifurniture.com/finishes-and-materials/textiles for our textiles program. See selection of standard and graded in manufacturers and patterns.

Description	1 Model	Specifications				List Price Per Grade	
<div>Straight Arm Two Seat Unit - All Upholstered</div> <div></div>	<div>KN3092UUS</div> <div><ul style="list-style-type: none">shipped assembledmaple wood trim arm caps available on standard nylon arms; add \$284 listmultiple fabrics, see page KN5linking bracket available, order separately, see page KN33wall saver</div>	Dimensions	D	W	H	COM	\$1,701
		Overall	21 ¼	40 ⅝	32	A	\$1,727
		Seat	17 ¾	19	18 ½	B	\$1,779
		Arm			26 ⅝	COL/C	\$1,869
		Upholstery	Shipping			D	\$1,986
		COM Ydg	2 ¼	Ctn Wt	36	E	\$2,102
		COL Sq Ft	45	Cu Ft	19	F	\$2,282
						G	\$2,477
						H	\$2,683
						I	\$3,005
						J	\$3,393
						L1	\$2,514
						L2	\$2,747

To Order, Specify:

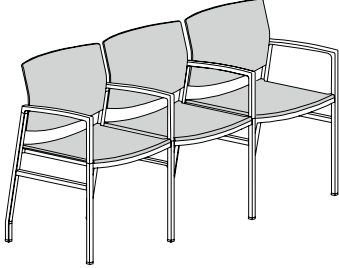
- 1 Model Number
 - 2 Plastic Color or Wood Finish -
 - a. Plastic Back - standard
 - b. Maple Back - standard
 - c. Walnut Back - add \$29 list per back
 - d. Double Cut Back - add \$31 list per back
 - 3 Fabric Selection - vendor, pattern and color
 - 4 Handle Cut Out - add \$21 list per veneer back
 - 7 Metal Frame Finish -
 - a. Arctic Silver (ASL)
 - b. Chrome (CHR) - add \$97 list
 - c. Matte Black (MBK)
 - d. Pewter (PEW)
- 3 Visit www.jsifurniture.com/finishes-and-materials/textiles for our textiles program. See selection of standard and graded in manufacturers and patterns.

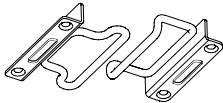
KNOX

Description	1 Model	Specifications				List Price Per Grade	
Armless Three Seat Unit - All Upholstered 	KN3093UU · shipped assembled · multiple fabrics, see page KN5 · wall saver	Dimensions	D	W	H	COM	\$2,339
		Overall	21 ¼	60	32	A	\$2,376
		Seat	17 ¾	19	18 ½	B	\$2,452
		Upholstery	Shipping			COL/C	\$2,582
		COM Ydg	3 ¼	Ctn Wt	42	D	\$2,750
		COL Sq Ft	65	Cu Ft	28	E	\$2,918
						F	\$3,179
						G	\$3,459
						H	\$3,756
						I	\$4,224
						J	\$4,783
						L1	\$3,515
						L2	\$3,849

To Order, Specify:

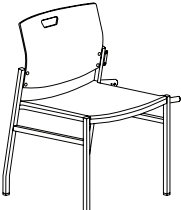
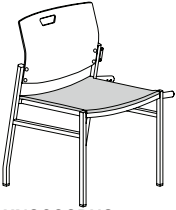
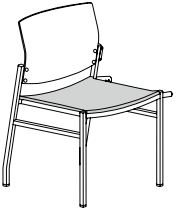
- 1 Model Number
 - 2 Plastic Color or Wood Finish -
 - a. Plastic Back - standard
 - b. Maple Back - standard
 - c. Walnut Back - add \$29 list per back
 - d. Double Cut Back - add \$31 list per back
 - 3 Fabric Selection - vendor, pattern and color
 - 4 Handle Cut Out - add \$21 list per veneer back
 - 7 Metal Frame Finish -
 - a. Arctic Silver (ASL)
 - b. Chrome (CHR) - add \$97 list
 - c. Matte Black (MBK)
 - d. Pewter (PEW)
- 3 Visit www.jsifurniture.com/finishes-and-materials/textiles for our textiles program. See selection of standard and graded in manufacturers and patterns.


Description	① Model	Specifications				List Price Per Grade	
Straight Arm Three Seat Unit - All Upholstered 	KN3093UUS • shipped assembled • maple wood trim arm caps available on standard nylon arms; add \$379 list • multiple fabrics, see page KN5 • linking bracket available, order separately, see page KN33 • wall saver	Dimensions	D	W	H	COM	\$2,516
		Overall	21 ¼	62	32	A	\$2,555
		Seat	17 ¾	19	18 ½	B	\$2,629
		Arm			26 ½	COL/C	\$2,759
		Upholstery	Shipping			D	\$2,928
		COM Ydg	3 ¼	Ctn Wt	51	E	\$3,097
		COL Sq Ft	65	Cu Ft	28	F	\$3,357
						G	\$3,636
						H	\$3,935
						I	\$4,402
						J	\$4,960
						L1	\$3,693
						L2	\$4,028

Description	D	W	H	CTN WT	CU FT	① Model	List Price
Linking Bracket 				1	1	KN30BRKT	\$66
						• matte black wire loop ganging bracket set	

To Order, Specify:

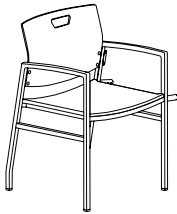
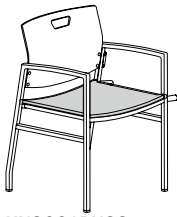
- ① Model Number
 - ② Plastic Color or Wood Finish -
 - a. Plastic Back - standard
 - b. Maple Back - standard
 - c. Walnut Back - add \$29 list per back
 - d. Double Cut Back - add \$31 list per back
 - ③ Fabric Selection - vendor, pattern and color
 - ④ Handle Cut Out - add \$21 list per veneer back
 - ⑦ Metal Frame Finish -
 - a. Arctic Silver (ASL)
 - b. Chrome (CHR) - add \$97 list
 - c. Matte Black (MBK)
 - d. Pewter (PEW)
- ③ Visit www.jsifurniture.com/finishes-and-materials/textiles for our textiles program. See selection of standard and graded in manufacturers and patterns.


Description	① Model	Specifications	List Price Per Grade																								
Armless Starter Module	KN3003PPS - All Plastic KN3003PUS - Seat Uph. <ul style="list-style-type: none"> · starts the run of multiple seating groups, requires additional components · requires setup with other modules, instructions included · connecting rods extend past leg, see page KN8 for details · wall saver 	<table> <tr> <th>Dimensions</th><th>D</th><th>W</th><th>H</th></tr> <tr> <td>Overall</td><td>21 ¼</td><td>21 ¼</td><td>32</td></tr> <tr> <td>Seat</td><td>17 ¾</td><td>19</td><td>18 ½</td></tr> <tr> <th colspan="2">Upholstery</th><th colspan="2">Shipping</th></tr> <tr> <td>COM Ydg</td><td>¾</td><td>Ctn Wt</td><td>17</td></tr> <tr> <td>COL Sq Ft</td><td>14</td><td>Cu Ft</td><td>11</td></tr> </table>	Dimensions	D	W	H	Overall	21 ¼	21 ¼	32	Seat	17 ¾	19	18 ½	Upholstery		Shipping		COM Ydg	¾	Ctn Wt	17	COL Sq Ft	14	Cu Ft	11	All Plastic \$580 COM \$704 A \$712 B \$730 COL/C \$759 D \$799 E \$839 F \$898 G \$963 H \$1,032 I \$1,139 J \$1,269 L1 \$975 L2 \$1,053
Dimensions	D	W	H																								
Overall	21 ¼	21 ¼	32																								
Seat	17 ¾	19	18 ½																								
Upholstery		Shipping																									
COM Ydg	¾	Ctn Wt	17																								
COL Sq Ft	14	Cu Ft	11																								
 KN3092PPS plastic seat																											
 KN3092PUS uph. seat																											
Armless Starter Module - Wood Back/Upholstered Seat	KN3003WUS <ul style="list-style-type: none"> · starts the run of multiple seating groups, requires additional components · requires setup with other modules, instructions included · connecting rods extend past leg, see page KN8 for details · standard maple veneer back available in maple finishes · optional walnut veneer back available in walnut finishes; add \$29 list · optional horizontal double cut walnut veneer in clear coat; add \$31 list · optional handle cut out; add \$21 list · wall saver 	<table> <tr> <th>Dimensions</th><th>D</th><th>W</th><th>H</th></tr> <tr> <td>Overall</td><td>21 ¼</td><td>21 ¼</td><td>32</td></tr> <tr> <td>Seat</td><td>17 ¾</td><td>19</td><td>18 ½</td></tr> <tr> <th colspan="2">Upholstery</th><th colspan="2">Shipping</th></tr> <tr> <td>COM Ydg</td><td>¾</td><td>Ctn Wt</td><td>17</td></tr> <tr> <td>COL Sq Ft</td><td>14</td><td>Cu Ft</td><td>11</td></tr> </table>	Dimensions	D	W	H	Overall	21 ¼	21 ¼	32	Seat	17 ¾	19	18 ½	Upholstery		Shipping		COM Ydg	¾	Ctn Wt	17	COL Sq Ft	14	Cu Ft	11	COM \$935 A \$944 B \$961 COL/C \$991 D \$1,031 E \$1,069 F \$1,130 G \$1,195 H \$1,264 I \$1,371 J \$1,501 L1 \$1,207 L2 \$1,284
Dimensions	D	W	H																								
Overall	21 ¼	21 ¼	32																								
Seat	17 ¾	19	18 ½																								
Upholstery		Shipping																									
COM Ydg	¾	Ctn Wt	17																								
COL Sq Ft	14	Cu Ft	11																								
																											

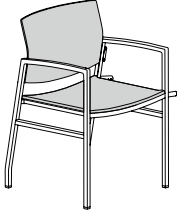
Description	① Model	Specifications				List Price Per Grade	
Armless Starter Module - All Upholstered 	KN3003UUS <ul style="list-style-type: none">• starts the run of multiple seating groups, requires additional components• requires setup with other modules, instructions included• connecting rods extend past leg, see page KN8 for details• screw cap cover will be provided to back attachment• wall saver	Dimensions		D	W	H	COM \$865
		Overall		21 ¼	21 ¼	32	A \$880
		Seat		17 ¾	19	18 ½	B \$908
		Upholstery		Shipping			COL/C \$959
		COM Ydg		1 ¼	Ctn Wt	18	D \$1,022
		COL Sq Ft		23	Cu Ft	11	E \$1,088
							F \$1,187
					G \$1,296		
					H \$1,410		
					I \$1,589		
					J \$1,805		
					L1 \$1,317		
					L2 \$1,446		

To Order, Specify:

- ① Model Number
- ② Plastic Color or Wood Finish -
 - a. Plastic Back - standard
 - b. Maple Back - standard
 - c. Walnut Back - add \$29 list per back
 - d. Double Cut Back - add \$31 list per back
- ③ Fabric Selection - vendor, pattern and color
- ④ Handle Cut Out - add \$21 list per veneer back
- ⑦ Metal Frame Finish -
 - a. Arctic Silver (ASL)
 - b. Chrome (CHR) - add \$97 list
 - c. Matte Black (MBK)
 - d. Pewter (PEW)
- ③ Visit www.jsifurniture.com/finishes-and-materials/textiles for our textiles program. See selection of standard and graded in manufacturers and patterns.

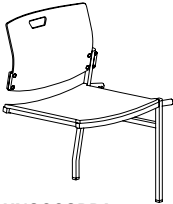
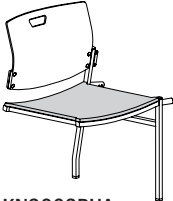
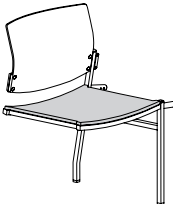
Description	① Model	Specifications				List Price Per Grade	
Straight Arm Starter Module	<div>KN3001PPSS - All Plastic KN3001PUSS - Seat Uph.</div> <div><ul style="list-style-type: none">• non-stacking• starts the run of multiple seating groups, requires additional components• requires setup with other modules, instructions included• connecting rods extend past leg, see page KN8 for details• maple wood trim arm caps available on standard nylon arms; add \$190 list• wall saver</div>	Dimensions	D	W	H	All Plastic	\$675
		Overall	21 ¼	21 ¼	32	COM	\$797
<div></div> <div>KN3001PPSS plastic seat</div>		Seat	17 ¾	19	18 ½	A	\$805
		Arm			26 ⅝	B	\$823
<div></div> <div>KN3001PUSS uph. seat</div>		Upholstery		Shipping		COL/C	\$852
		COM Ydg	¾	Ctn Wt	18	D	\$892
		COL Sq Ft	14	Cu Ft	11	E	\$932
						F	\$991
						G	\$1,056
						H	\$1,125
						I	\$1,232
						J	\$1,362
						L1	\$1,068
						L2	\$1,146

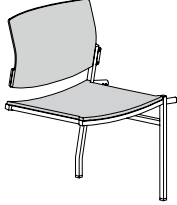
Straight Arm Starter Module - Wood Back/Upholstered Seat	<div>KN3001WUSS</div> <div><ul style="list-style-type: none">• non-stacking• starts the run of multiple seating groups, requires additional components• requires setup with other modules, instructions included• connecting rods extend past leg, see page KN8 for details• standard maple veneer back available in maple finishes• optional walnut veneer back available in walnut finishes; add \$29 list• optional horizontal double cut walnut veneer in clear coat; add \$31 list• optional handle cut out; add \$21 list• maple wood trim arm caps available on standard nylon arms; add \$190 list• wall saver</div>	Dimensions	D	W	H	COM	\$1,028
		Overall	21 ¼	21 ¼	32	A	\$1,037
<div></div>		Seat	17 ¾	19	18 ½	B	\$1,054
		Arm			26 ⅝	COL/C	\$1,084
		Upholstery		Shipping		D	\$1,124
		COM Ydg	¾	Ctn Wt	19	E	\$1,162
		COL Sq Ft	14	Cu Ft	11	F	\$1,223
						G	\$1,288
						H	\$1,356
						I	\$1,464
						J	\$1,593
						L1	\$1,300
						L2	\$1,377

Description	1 Model	Specifications				List Price Per Grade	
Straight Arm Starter Module - All Upholstered 	KN3001UUSS <ul style="list-style-type: none"> • non-stacking • starts the run of multiple seating groups, requires additional components • requires setup with other modules, instructions included • connecting rods extend past leg, see page KN8 for details • screw cap cover will be provided to back attachment • maple wood trim arm caps available on standard nylon arms; add \$190 list • multiple fabrics, see page KN5 • wall saver 	Dimensions				COM	
						\$958	
		Overall				A	
						\$973	
		Seat				B	
						\$1,001	
		Arm				COL/C	
						\$1,052	
		Upholstery				D	
						\$1,115	
		Shipping				E	
						\$1,181	
		COM Ydg				F	
						\$1,280	
		COL Sq Ft				G	
						\$1,389	
						H	
						\$1,503	
						I	
						\$1,682	
						J	
						\$1,898	
						L1	
						\$1,410	
						L2	
						\$1,539	

To Order, Specify:

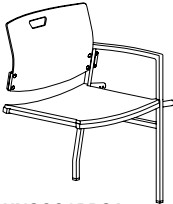
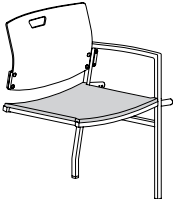
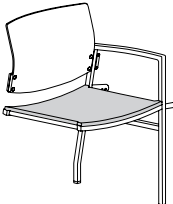
- 1 Model Number
- 2 Plastic Color or Wood Finish -
 - a. Plastic Back - standard
 - b. Maple Back - standard
 - c. Walnut Back - add \$29 list per back
 - d. Double Cut Back - add \$31 list per back
- 3 Fabric Selection - vendor, pattern and color
- 4 Handle Cut Out - add \$21 list per veneer back
- 7 Metal Frame Finish -
 - a. Arctic Silver (ASL)
 - b. Chrome (CHR) - add \$97 list
 - c. Matte Black (MBK)
 - d. Pewter (PEW)
- 3 Visit www.jsifurniture.com/finishes-and-materials/textiles for our textiles program. See selection of standard and graded in manufacturers and patterns.

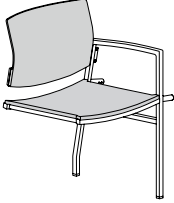
Description	① Model	Specifications	List Price Per Grade																								
Armless Adder Module	KN3003PPA - All Plastic KN3003PUA - Seat Uph. <ul style="list-style-type: none"> connects to starter section and additional adder sections or an end section to a multiple seating run requires setup with other modules, instructions included connecting rods extend past leg, see page KN8 for details wall saver 	<table> <tr> <th>Dimensions</th><th>D</th><th>W</th><th>H</th></tr> <tr> <td>Overall</td><td>21 ¼</td><td>19 ¾</td><td>32</td></tr> <tr> <td>Seat</td><td>17 ¾</td><td>19</td><td>18 ½</td></tr> <tr> <th colspan="2">Upholstery</th><th colspan="2">Shipping</th></tr> <tr> <td>COM Ydg</td><td>¾</td><td>Ctn Wt</td><td>11</td></tr> <tr> <td>COL Sq Ft</td><td>14</td><td>Cu Ft</td><td>10</td></tr> </table>	Dimensions	D	W	H	Overall	21 ¼	19 ¾	32	Seat	17 ¾	19	18 ½	Upholstery		Shipping		COM Ydg	¾	Ctn Wt	11	COL Sq Ft	14	Cu Ft	10	All Plastic \$458 COM \$578 A \$587 B \$604 COL/C \$634 D \$674 E \$712 F \$773 G \$837 H \$907 I \$1,014 J \$1,144 L1 \$850 L2 \$927
Dimensions	D	W	H																								
Overall	21 ¼	19 ¾	32																								
Seat	17 ¾	19	18 ½																								
Upholstery		Shipping																									
COM Ydg	¾	Ctn Wt	11																								
COL Sq Ft	14	Cu Ft	10																								
 KN3003PPA plastic seat																											
 KN3003PUA uph. seat																											
Armless Adder Module - Wood Back/Upholstered Seat	KN3003WUA <ul style="list-style-type: none"> connects to starter section and additional adder sections or an end section to a multiple seating run requires setup with other modules, instructions included connecting rods extend past leg, see page KN8 for details standard maple veneer back available in maple finishes optional walnut veneer back available in walnut finishes; add \$29 list optional horizontal double cut walnut veneer in clear coat; add \$31 list optional handle cut out; add \$21 list linking bracket available, order separately, see page KN33 wall saver 	<table> <tr> <th>Dimensions</th><th>D</th><th>W</th><th>H</th></tr> <tr> <td>Overall</td><td>21 ¼</td><td>19 ¾</td><td>32</td></tr> <tr> <td>Seat</td><td>17 ¾</td><td>19</td><td>18 ½</td></tr> <tr> <th colspan="2">Upholstery</th><th colspan="2">Shipping</th></tr> <tr> <td>COM Ydg</td><td>¾</td><td>Ctn Wt</td><td>11</td></tr> <tr> <td>COL Sq Ft</td><td>14</td><td>Cu Ft</td><td>10</td></tr> </table>	Dimensions	D	W	H	Overall	21 ¼	19 ¾	32	Seat	17 ¾	19	18 ½	Upholstery		Shipping		COM Ydg	¾	Ctn Wt	11	COL Sq Ft	14	Cu Ft	10	COM \$795 A \$804 B \$821 COL/C \$851 D \$891 E \$930 F \$990 G \$1,054 H \$1,124 I \$1,231 J \$1,361 L1 \$1,067 L2 \$1,145
Dimensions	D	W	H																								
Overall	21 ¼	19 ¾	32																								
Seat	17 ¾	19	18 ½																								
Upholstery		Shipping																									
COM Ydg	¾	Ctn Wt	11																								
COL Sq Ft	14	Cu Ft	10																								
																											

Description	1 Model	Specifications				List Price Per Grade	
Armless Adder Module - All Upholstered 	KN3003UUA • connects to starter section and additional adder sections or an end section to a multiple seating run • requires setup with other modules, instructions included • connecting rods extend past leg, see page KN8 for details • wall saver	Dimensions	D	W	H	COM	\$740
		Overall	21 ¼	19 ¾	32	A	\$754
		Seat	17 ¾	19	18 ½	B	\$782
		Upholstery	Shipping			COL/C	\$833
		COM Ydg	1 ¼	Ctn Wt	12	D	\$897
		COL Sq Ft	23	Cu Ft	10	E	\$963
						F	\$1,062
						G	\$1,171
						H	\$1,284
						I	\$1,464
						J	\$1,679
						L1	\$1,192
						L2	\$1,321

To Order, Specify:

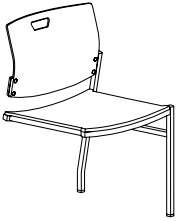
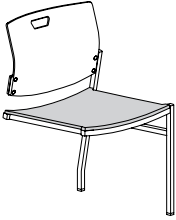
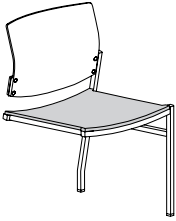
- 1 Model Number
 - 2 Plastic Color or Wood Finish -
 - a. Plastic Back - standard
 - b. Maple Back - standard
 - c. Walnut Back - add \$29 list per back
 - d. Double Cut Back - add \$31 list per back
 - 3 Fabric Selection - vendor, pattern and color
 - 4 Handle Cut Out - add \$21 list per veneer back
 - 7 Metal Frame Finish -
 - a. Arctic Silver (ASL)
 - b. Chrome (CHR) - add \$97 list
 - c. Matte Black (MBK)
 - d. Pewter (PEW)
- 3 Visit www.jsifurniture.com/finishes-and-materials/textiles for our textiles program. See selection of standard and graded in manufacturers and patterns.


Description	① Model	Specifications	List Price Per Grade																												
Arm Adder Module  KN3001PPSA plastic seat	KN3001PPSA- All Plastic KN3001PUSA - Seat Uph. <ul style="list-style-type: none"> connects to starter section and additional adder sections or an end section to a multiple seating run requires setup with other modules, instructions included connecting rods extend past leg, see page KN8 for details maple wood trim arm caps available on standard nylon arms; add \$95 list wall saver 	<table> <tr> <th>Dimensions</th><th>D</th><th>W</th><th>H</th></tr> <tr> <td>Overall</td><td>21 ¼</td><td>19 ¾</td><td>32</td></tr> <tr> <td>Seat</td><td>17 ¾</td><td>19</td><td>18 ½</td></tr> <tr> <td>Arm</td><td></td><td></td><td>26 ⅝</td></tr> <tr> <th colspan="2">Upholstery</th><th colspan="2">Shipping</th></tr> <tr> <td>COM Ydg</td><td>¾</td><td>Ctn Wt</td><td>12</td></tr> <tr> <td>COL Sq Ft</td><td>14</td><td>Cu Ft</td><td>10</td></tr> </table>	Dimensions	D	W	H	Overall	21 ¼	19 ¾	32	Seat	17 ¾	19	18 ½	Arm			26 ⅝	Upholstery		Shipping		COM Ydg	¾	Ctn Wt	12	COL Sq Ft	14	Cu Ft	10	All Plastic \$505 COM \$624 A \$633 B \$650 COL/C \$680 D \$720 E \$758 F \$819 G \$883 H \$952 I \$1,059 J \$1,188 L1 \$896 L2 \$973
Dimensions	D	W	H																												
Overall	21 ¼	19 ¾	32																												
Seat	17 ¾	19	18 ½																												
Arm			26 ⅝																												
Upholstery		Shipping																													
COM Ydg	¾	Ctn Wt	12																												
COL Sq Ft	14	Cu Ft	10																												
 KN3001PUSA uph. seat																															
Straight Arm Adder Module - Wood Back/Upholstered Seat 	KN3001WUSA <ul style="list-style-type: none"> connects to starter section and additional adder sections or an end section to a multiple seating run requires setup with other modules, instructions included connecting rods extend past leg, see page KN8 for details standard maple veneer back available in maple finishes optional walnut veneer back available in walnut finishes; add \$29 list optional horizontal double cut walnut veneer in clear coat; add \$31 list optional handle cut out; add \$21 list maple wood trim arm caps available on standard nylon arms; add \$95 list wall saver 	<table> <tr> <th>Dimensions</th><th>D</th><th>W</th><th>H</th></tr> <tr> <td>Overall</td><td>21 ¼</td><td>19 ¾</td><td>32</td></tr> <tr> <td>Seat</td><td>17 ¾</td><td>19</td><td>18 ½</td></tr> <tr> <td>Arm</td><td></td><td></td><td>26 ⅝</td></tr> <tr> <th colspan="2">Upholstery</th><th colspan="2">Shipping</th></tr> <tr> <td>COM Ydg</td><td>¾</td><td>Ctn Wt</td><td>13</td></tr> <tr> <td>COL Sq Ft</td><td>14</td><td>Cu Ft</td><td>10</td></tr> </table>	Dimensions	D	W	H	Overall	21 ¼	19 ¾	32	Seat	17 ¾	19	18 ½	Arm			26 ⅝	Upholstery		Shipping		COM Ydg	¾	Ctn Wt	13	COL Sq Ft	14	Cu Ft	10	COM \$856 A \$866 B \$883 COL/C \$913 D \$952 E \$991 F \$1,052 G \$1,115 H \$1,185 I \$1,293 J \$1,422 L1 \$1,129 L2 \$1,206
Dimensions	D	W	H																												
Overall	21 ¼	19 ¾	32																												
Seat	17 ¾	19	18 ½																												
Arm			26 ⅝																												
Upholstery		Shipping																													
COM Ydg	¾	Ctn Wt	13																												
COL Sq Ft	14	Cu Ft	10																												

Description	1 Model	Specifications				List Price Per Grade	
Straight Arm Adder Module - All Upholstered 	KN3001UUSA <ul style="list-style-type: none"> connects to starter section and additional adder sections or an end section to a multiple seating run requires setup with other modules, instructions included connecting rods extend past leg, see page KN8 for details maple wood trim arm caps available on standard nylon arms; add \$95 list multiple fabrics, see page KN5 wall saver 	Dimensions	D	W	H	COM	\$785
		Overall	21 ¼	19 ¾	32	A	\$802
		Seat	17 ¾	19	18 ½	B	\$829
		Arm			26 ½	COL/C	\$880
		Upholstery	Shipping			D	\$944
		COM Ydg	1 ¼	Ctn Wt	15	E	\$1,010
		COL Sq Ft	23	Cu Ft	10	F	\$1,109
						G	\$1,218
						H	\$1,331
						I	\$1,511
						J	\$1,727
						L1	\$1,239
						L2	\$1,368

To Order, Specify:


- 1 Model Number
 - 2 Plastic Color or Wood Finish -
 - a. Plastic Back - standard
 - b. Maple Back - standard
 - c. Walnut Back - add \$29 list per back
 - d. Double Cut Back - add \$31 list per back
 - 3 Fabric Selection - vendor, pattern and color
 - 4 Handle Cut Out - add \$21 list per veneer back
 - 7 Metal Frame Finish -
 - a. Arctic Silver (ASL)
 - b. Chrome (CHR) - add \$97 list
 - c. Matte Black (MBK)
 - d. Pewter (PEW)
- 3 Visit www.jsifurniture.com/finishes-and-materials/textiles for our textiles program. See selection of standard and graded in manufacturers and patterns.

Description	① Model	Specifications	List Price Per Grade																												
Armless Ender Module	KN3003PPE - All Plastic KN3003PUE - Seat Uph. <ul style="list-style-type: none"> connect to a starter section or adder sections to end a multiple seating run requires setup with other modules, instructions included connecting rods extend past leg, see page KN8 for details wall saver 	<table> <tr> <th>Dimensions</th><th>D</th><th>W</th><th>H</th></tr> <tr> <td>Overall</td><td>21 ¼</td><td>19 ¾</td><td>32</td></tr> <tr> <td>Seat</td><td>17 ¾</td><td>19</td><td>18 ½</td></tr> <tr> <th colspan="2">Upholstery</th><th colspan="2">Shipping</th></tr> <tr> <td>COM Ydg</td><td>¾</td><td>Ctn Wt</td><td>11</td></tr> <tr> <td>COL Sq Ft</td><td>14</td><td>Cu Ft</td><td>10</td></tr> </table>	Dimensions	D	W	H	Overall	21 ¼	19 ¾	32	Seat	17 ¾	19	18 ½	Upholstery		Shipping		COM Ydg	¾	Ctn Wt	11	COL Sq Ft	14	Cu Ft	10	All Plastic \$438 COM \$556 A \$565 B \$582 COL/C \$612 D \$651 E \$690 F \$751 G \$815 H \$885 I \$991 J \$1,121 L1 \$828 L2 \$906				
Dimensions	D	W	H																												
Overall	21 ¼	19 ¾	32																												
Seat	17 ¾	19	18 ½																												
Upholstery		Shipping																													
COM Ydg	¾	Ctn Wt	11																												
COL Sq Ft	14	Cu Ft	10																												
 KN3001PPE plastic seat																															
 KN3001PUE uph. seat																															
Armless Ender Module - Wood Back / Upholstered Seat	KN3003WUE <ul style="list-style-type: none"> connect to a starter section or adder sections to end a multiple seating run requires setup with other modules, instructions included connecting rods extend past leg, see page KN8 for details standard maple veneer back available in maple finishes optional walnut veneer back available in walnut finishes; add \$29 list optional horizontal double cut walnut veneer in clear coat; add \$31 list optional handle cut out; add \$21 list wall saver 	<table> <tr> <th>Dimensions</th><th>D</th><th>W</th><th>H</th></tr> <tr> <td>Overall</td><td>21 ¼</td><td>19 ¾</td><td>32</td></tr> <tr> <td>Seat</td><td>17 ¾</td><td>19</td><td>18 ½</td></tr> <tr> <td>Arm</td><td></td><td></td><td>n/a</td></tr> <tr> <th colspan="2">Upholstery</th><th colspan="2">Shipping</th></tr> <tr> <td>COM Ydg</td><td>¾</td><td>Ctn Wt</td><td>11</td></tr> <tr> <td>COL Sq Ft</td><td>14</td><td>Cu Ft</td><td>10</td></tr> </table>	Dimensions	D	W	H	Overall	21 ¼	19 ¾	32	Seat	17 ¾	19	18 ½	Arm			n/a	Upholstery		Shipping		COM Ydg	¾	Ctn Wt	11	COL Sq Ft	14	Cu Ft	10	COM \$788 A \$797 B \$814 COL/C \$844 D \$883 E \$922 F \$983 G \$1,046 H \$1,115 I \$1,223 J \$1,352 L1 \$1,059 L2 \$1,136
Dimensions	D	W	H																												
Overall	21 ¼	19 ¾	32																												
Seat	17 ¾	19	18 ½																												
Arm			n/a																												
Upholstery		Shipping																													
COM Ydg	¾	Ctn Wt	11																												
COL Sq Ft	14	Cu Ft	10																												
																															

Description	1 Model	Specifications				List Price Per Grade		
<div>Armless Ender Module - All Upholstered</div> <div></div>	<div>KN3003UUE</div> <div><ul style="list-style-type: none">connect to a starter section or adder sections to end a multiple seating runrequires setup with other modules, instructions includedconnecting rods extend past leg, see page KN8 for detailswall saver</div>	Dimensions		D	W	H	COM	\$697
		Overall		21 ¼	19 ¾	32	A	\$712
		Seat		17 ¾	19	18 ½	B	\$741
		Upholstery		Shipping			COL/C	\$792
		COM Ydg		1 ¼	Ctn Wt	12	D	\$855
		COL Sq Ft		23	Cu Ft	10	E	\$921
							F	\$1,020
							G	\$1,129
							H	\$1,243
							I	\$1,422
							J	\$1,637
							L1	\$1,150
							L2	\$1,279

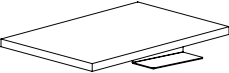
To Order, Specify:

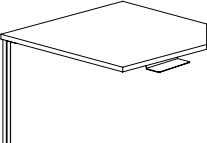
- 1 Model Number
 - 2 Plastic Color or Wood Finish -
 - a. Plastic Back - standard
 - b. Maple Back - standard
 - c. Walnut Back - add \$29 list per back
 - d. Double Cut Back - add \$31 list per back
 - 3 Fabric Selection - vendor, pattern and color
 - 4 Handle Cut Out - add \$21 list per veneer back
 - 7 Metal Frame Finish -
 - a. Arctic Silver (ASL)
 - b. Chrome (CHR) - add \$97 list
 - c. Matte Black (MBK)
 - d. Pewter (PEW)
- 3 Visit www.jsifurniture.com/finishes-and-materials/textiles for our textiles program. See selection of standard and graded in manufacturers and patterns.

Description	1 Model	Specifications				List Price Per Grade	
Straight Arm Ender Module - All Upholstered 	KN3001UUSE <ul style="list-style-type: none"> connect to a starter section or adder sections to end a multiple seating run requires setup with other modules, instructions included connecting rods extend past leg, see page KN8 for details maple wood trim arm caps available on standard nylon arms; add \$95 list multiple fabrics, see page KN5 wall saver 	Dimensions	D	W	H	COM	\$763
		Overall	21 ¼	19 ¾	32	A	\$778
		Seat	17 ¾	19	18 ½	B	\$805
		Arm			26 ½	COL/C	\$856
		Upholstery	Shipping			D	\$921
		COM Ydg	1 ¼	Ctn Wt	15	E	\$986
		COL Sq Ft	23	Cu Ft	10	F	\$1,085
						G	\$1,195
						H	\$1,307
						I	\$1,487
						J	\$1,703
						L1	\$1,216
						L2	\$1,345

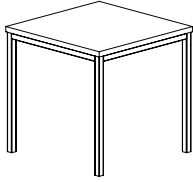
To Order, Specify:

- 1 Model Number
 - 2 Plastic Color or Wood Finish -
 - a. Plastic Back - standard
 - b. Maple Back - standard
 - c. Walnut Back - add \$29 list per back
 - d. Double Cut Back - add \$31 list per back
 - 3 Fabric Selection - vendor, pattern and color
 - 4 Handle Cut Out - add \$21 list per veneer back
 - 7 Metal Frame Finish -
 - a. Arctic Silver (ASL)
 - b. Chrome (CHR) - add \$97 list
 - c. Matte Black (MBK)
 - d. Pewter (PEW)
- 3 Visit www.jsifurniture.com/finishes-and-materials/textiles for our textiles program. See selection of standard and graded in manufacturers and patterns.

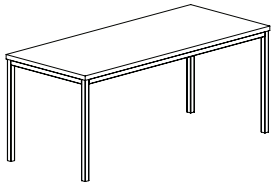
Description	D	W	H	CTN WT	CU FT	① Model	Laminate	Veneer
<div>Inline Table</div> 	18	12	¾	6	1	KNI1218L	\$493	
	18	12	¾	6	1	KNI1218V		\$740
	18	18	¾	9	1	KNI1818L	\$515	
	18	18	¾	9	1	KNI1818V		\$757
<div><div></div><div><div>· attaches to multiple unit chair, armless guest or straight arm guest with bracket that wraps bottom of chair; brackets included</div><div>· 14 gauge 6" connector bracket</div><div>· specify bracket color arctic silver or matte black</div></div></div>								

<div>Connecting Corner Table</div> 	26	26	¾	12	1	KNC2626L	\$620	
	26	26	¾	12	1	KNC2626V		\$862
	<div><div></div><div><div>· attaches to multiple unit chair, armless guest or straight arm guest with bracket that wraps bottom of chair; brackets included</div><div>· tubular corner leg 1 7⁄8"square 12 gauge with nylon tube glide</div><div>· 14 gauge 6"connecotor bracket</div></div></div>							

Description	D	W	H	CTN WT	CU FT	❶ Model	Laminate	Veneer
Side Table	18	18	18	15	5	KNF1818L	\$648	
	18	18	18	15	5	KNF1818V		\$890




Magazine Table	18	42	18	24	10	KNF1842L	\$790	
	18	42	18	24	10	KNF1842V		\$1,021

**To Order, Specify:**

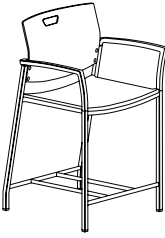
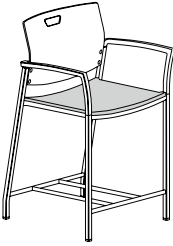
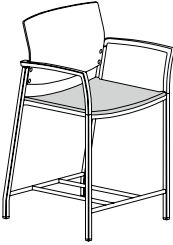
- ❶ Model Number
- ❷ Laminate or Wood Finish -
- ❸ Metal Frame Finish -
 - a. Arctic Silver (ASL)
 - b. Chrome (CHR) - add \$97 list
 - c. Matte Black (MBK)
 - d. Pewter (PEW)


Description	① Model	Specifications				List Price Per Grade
Armless Counter Stool	KN3004PP - All Plastic KN3004PU - Seat Uph. · foot rail for 5 ¾" high from floor · wall saver	Dimensions	D	W	H	All Plastic \$736
		Overall	23 ¾	21 ¼	38 ¾	COM \$876
		Seat	17 ¾	19	24 ½	A \$886
		Upholstery	Shipping			B \$902
		COM Ydg	¾	Ctn Wt	24	COL/C \$933
		COL Sq Ft	14	Cu Ft	15	D \$971
						E \$1,011
						F \$1,071
						G \$1,135
						H \$1,205
						I \$1,312
						J \$1,441
						L1 \$1,149
						L2 \$1,226
Armless Counter Stool - Wood Back/Upholstered Seat	KN3004WU · foot rail for 5 ¾" high from floor · standard maple veneer back available in maple finishes · optional walnut veneer back available in walnut finishes; add \$29 list · optional horizontal double cut walnut veneer in clear coat; add \$31 list · optional handle cut out; add \$21 list · wall saver	Dimensions	D	W	H	COM \$1,093
		Overall	23 ¾	21 ¼	38 ¾	A \$1,103
		Seat	17 ¾	19	24 ½	B \$1,120
		Upholstery	Shipping			COL/C \$1,150
		COM Ydg	¾	Ctn Wt	25	D \$1,188
		COL Sq Ft	14	Cu Ft	15	E \$1,228
						F \$1,289
						G \$1,352
						H \$1,422
						I \$1,529
						J \$1,658
						L1 \$1,366
						L2 \$1,443

Description	1 Model	Specifications				List Price Per Grade	
Armless Counter Stool - All Upholstered 	KN3004UU · foot rail for 5 ¾" high from floor · multiple fabrics, see page KN5 · wall saver	Dimensions	D	W	H	COM	\$1,011
		Overall	23 ¾	21 ¼	38 ¾	A	\$1,027
		Seat	17 ¾	19	24 ½	B	\$1,054
		Upholstery	Shipping			COL/C	\$1,105
		COM Ydg	1 ¼	Ctn Wt	26	D	\$1,170
		COL Sq Ft	23	Cu Ft	15	E	\$1,234
						F	\$1,335
						G	\$1,443
						H	\$1,557
						I	\$1,735
						J	\$1,952
						L1	\$1,464
						L2	\$1,593

To Order, Specify:

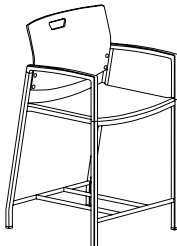
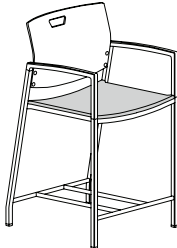
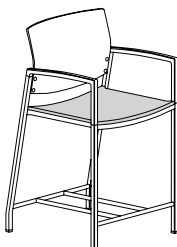
- 1 Model Number
 - 2 Plastic Color or Wood Finish -
 - a. Plastic Back - standard
 - b. Maple Back - standard
 - c. Walnut Back - add \$29 list per back
 - d. Double Cut Back - add \$31 list per back
 - 3 Fabric Selection - vendor, pattern and color
 - 4 Handle Cut Out - add \$21 list per veneer back
 - 7 Metal Frame Finish -
 - a. Arctic Silver (ASL)
 - b. Chrome (CHR) - add \$97 list
 - c. Matte Black (MBK)
 - d. Pewter (PEW)
- 3 Visit www.jsifurniture.com/finishes-and-materials/textiles for our textiles program. See selection of standard and graded in manufacturers and patterns.

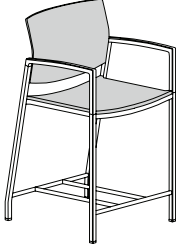
Description	① Model	Specifications	List Price Per Grade																												
Flared Arm Counter Stool	KN3004PPF - All Plastic KN3004PUF - Seat Uph. <ul style="list-style-type: none"> · foot rail for 5 ¾" high from floor · maple wood trim arm caps available on standard nylon arms; add \$190 list · wall saver 	<table> <tr> <th>Dimensions</th><th>D</th><th>W</th><th>H</th></tr> <tr> <td>Overall</td><td>23 ¾</td><td>24 ⅛</td><td>38 ¾</td></tr> <tr> <td>Seat</td><td>17 ¾</td><td>21 ½</td><td>24 ½</td></tr> <tr> <td>Arm</td><td></td><td></td><td>32 ⅝</td></tr> <tr> <th>Upholstery</th><th colspan="3">Shipping</th></tr> <tr> <td>COM Ydg</td><td>¾</td><td>Ctn Wt</td><td>25</td></tr> <tr> <td>COL Sq Ft</td><td>14</td><td>Cu Ft</td><td>17</td></tr> </table>	Dimensions	D	W	H	Overall	23 ¾	24 ⅛	38 ¾	Seat	17 ¾	21 ½	24 ½	Arm			32 ⅝	Upholstery	Shipping			COM Ydg	¾	Ctn Wt	25	COL Sq Ft	14	Cu Ft	17	All Plastic \$824 COM \$974 A \$984 B \$1,001 COL/C \$1,031 D \$1,069 E \$1,109 F \$1,170 G \$1,233 H \$1,302 I \$1,410 J \$1,539 L1 \$1,247 L2 \$1,324
Dimensions	D	W	H																												
Overall	23 ¾	24 ⅛	38 ¾																												
Seat	17 ¾	21 ½	24 ½																												
Arm			32 ⅝																												
Upholstery	Shipping																														
COM Ydg	¾	Ctn Wt	25																												
COL Sq Ft	14	Cu Ft	17																												
 KN3004PPF plastic seat																															
 KN3004PUF uph. seat																															
Flared Arm Counter Stool - Wood Back/Upholstered Seat	KN3004WUF <ul style="list-style-type: none"> · foot rail for 5 ¾" high from floor · standard maple veneer back available in maple finishes · optional walnut veneer back available in walnut finishes; add \$29 list · optional horizontal double cut walnut veneer in clear coat; add \$31 list · optional handle cut out; add \$21 list · maple wood trim arm caps available on standard nylon arms; add \$190 list · wall saver 	<table> <tr> <th>Dimensions</th><th>D</th><th>W</th><th>H</th></tr> <tr> <td>Overall</td><td>23 ¾</td><td>24 ⅛</td><td>38 ¾</td></tr> <tr> <td>Seat</td><td>17 ¾</td><td>21 ½</td><td>24 ½</td></tr> <tr> <td>Arm</td><td></td><td></td><td>32 ⅝</td></tr> <tr> <th>Upholstery</th><th colspan="3">Shipping</th></tr> <tr> <td>COM Ydg</td><td>¾</td><td>Ctn Wt</td><td>26</td></tr> <tr> <td>COL Sq Ft</td><td>14</td><td>Cu Ft</td><td>17</td></tr> </table>	Dimensions	D	W	H	Overall	23 ¾	24 ⅛	38 ¾	Seat	17 ¾	21 ½	24 ½	Arm			32 ⅝	Upholstery	Shipping			COM Ydg	¾	Ctn Wt	26	COL Sq Ft	14	Cu Ft	17	COM \$1,187 A \$1,197 B \$1,213 COL/C \$1,244 D \$1,283 E \$1,322 F \$1,383 G \$1,446 H \$1,516 I \$1,624 J \$1,753 L1 \$1,460 L2 \$1,537
Dimensions	D	W	H																												
Overall	23 ¾	24 ⅛	38 ¾																												
Seat	17 ¾	21 ½	24 ½																												
Arm			32 ⅝																												
Upholstery	Shipping																														
COM Ydg	¾	Ctn Wt	26																												
COL Sq Ft	14	Cu Ft	17																												
																															

Description	① Model	Specifications				List Price Per Grade	
Flared Arm Counter Stool - All Upholstered 	KN3004UUF <ul style="list-style-type: none">• foot rail for 5 ¾" high from floor• maple wood trim arm caps available on standard nylon arms; add \$190 list• multiple fabrics, see page KN5• wall saver	Dimensions	D	W	H	COM	\$1,104
		Overall	23 ¾	24 ⅛	38 ¾	A	\$1,120
		Seat	17 ¾	21 ½	24 ½	B	\$1,147
		Arm			32 ⅝	COL/C	\$1,198
		Upholstery	Shipping			D	\$1,263
		COM Ydg	1 ¼	Ctn Wt	27	E	\$1,327
		COL Sq Ft	23	Cu Ft	17	F	\$1,426
						G	\$1,536
						H	\$1,650
						I	\$1,828
						J	\$2,044
						L1	\$1,557
						L2	\$1,686

To Order, Specify:

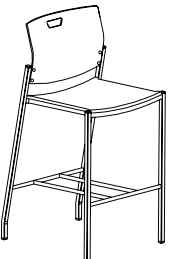
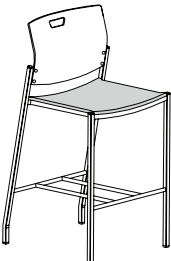
- ① Model Number
- ② Plastic Color or Wood Finish -
 - a. Plastic Back - standard
 - b. Maple Back - standard
 - c. Walnut Back - add \$29 list per back
 - d. Double Cut Back - add \$31 list per back
- ③ Fabric Selection - vendor, pattern and color
- ④ Handle Cut Out - add \$21 list per veneer back
- ⑦ Metal Frame Finish -
 - a. Arctic Silver (ASL)
 - b. Chrome (CHR) - add \$97 list
 - c. Matte Black (MBK)
 - d. Pewter (PEW)
- ③ Visit www.jsifurniture.com/finishes-and-materials/textiles for our textiles program. See selection of standard and graded in manufacturers and patterns.

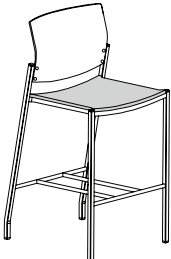
Description	① Model	Specifications	List Price Per Grade
Straight Arm Counter Stool	KN3004PPS KN3004PUS	<div><div>Dimensions</div><div>D</div><div>W</div><div>H</div></div> <div>Overall23 ¾21 ¼38 ¾</div> <div>Seat17 ¾21 ½24 ½</div> <div>Arm32 ⅝</div> <div><div>Shipping</div><div>Ctn Wt24</div><div>Cu Ft15</div></div>	All Plastic \$828
			COM \$973
	KN3004PPS plastic seat		A \$983
			B \$999
	KN3004PUS uph. seat		COL/C \$1,030
			D \$1,068
			E \$1,108
			F \$1,169
			G \$1,232
			H \$1,301
			I \$1,409
			J \$1,538
			L1 \$1,245
			L2 \$1,322
Straight Arm Counter Stool - Wood Back Seat/Upholstered Seat	KN3004WUS	<div><div>Dimensions</div><div>D</div><div>W</div><div>H</div></div> <div>Overall23 ¾21 ¼38 ¾</div> <div>Seat17 ¾19 ¾24 ½</div> <div>Arm32 ⅝</div> <div><div>Upholstery</div><div>Shipping</div></div> <div>COM Ydg¾Ctn Wt26</div> <div>COL Sq Ft14Cu Ft15</div>	COM \$1,185
			A \$1,195
			B \$1,211
			COL/C \$1,242
			D \$1,280
			E \$1,320
			F \$1,379
			G \$1,444
			H \$1,513
			I \$1,621
			J \$1,750
			L1 \$1,457
			L2 \$1,534

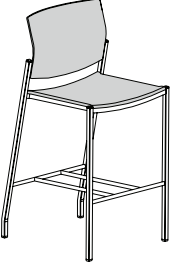
Description	① Model	Specifications				List Price Per Grade	
Straight Arm Counter Stool - All Upholstered 	KN3004UUS • foot rail for 5 ¾" high from floor • maple wood trim arm caps available on standard nylon arms; add \$190 list • multiple fabrics, see page KN5 • wall saver	Dimensions	D	W	H	COM	\$1,102
		Overall	23 ¾	21 ¼	38 ¾	A	\$1,116
		Seat	17 ¾	19 ¾	24 ½	B	\$1,145
		Arm			32 ½	COL/C	\$1,196
		Upholstery	Shipping			D	\$1,259
		COM Ydg	1 ¼	Ctn Wt	27	E	\$1,325
		COL Sq Ft	23	Cu Ft	15	F	\$1,424
						G	\$1,533
						H	\$1,647
						I	\$1,826
						J	\$2,042
						L1	\$1,554
						L2	\$1,683

To Order, Specify:

- ① Model Number
- ② Plastic Color or Wood Finish -
 - a. Plastic Back - standard
 - b. Maple Back - standard
 - c. Walnut Back - add \$29 list per back
 - d. Double Cut Back - add \$31 list per back
- ③ Fabric Selection - vendor, pattern and color
- ④ Handle Cut Out - add \$21 list per veneer back
- ⑦ Metal Frame Finish -
 - a. Arctic Silver (ASL)
 - b. Chrome (CHR) - add \$97 list
 - c. Matte Black (MBK)
 - d. Pewter (PEW)
- ③ Visit www.jsifurniture.com/finishes-and-materials/textiles for our textiles program. See selection of standard and graded in manufacturers and patterns.




Description	① Model	Specifications	List Price Per Grade																								
Armless Bar Stool	KN3008PP - All Plastic KN3008PU - Seat Uph. <ul style="list-style-type: none">· foot rail for 11 ¾" high from floor· wall saver	<table><tr><th>Dimensions</th><th>D</th><th>W</th><th>H</th></tr><tr><td>Overall</td><td>23 ¾</td><td>21 ¼</td><td>44 ¾</td></tr><tr><td>Seat</td><td>17 ¾</td><td>19</td><td>30 ½</td></tr><tr><th colspan="2">Upholstery</th><th colspan="2">Shipping</th></tr><tr><td>COM Ydg</td><td>¾</td><td>Ctn Wt</td><td>26</td></tr><tr><td>COL Sq Ft</td><td>14</td><td>Cu Ft</td><td>16</td></tr></table>	Dimensions	D	W	H	Overall	23 ¾	21 ¼	44 ¾	Seat	17 ¾	19	30 ½	Upholstery		Shipping		COM Ydg	¾	Ctn Wt	26	COL Sq Ft	14	Cu Ft	16	All Plastic \$814 COM \$955 A \$964 B \$981 COL/C \$1,011 D \$1,051 E \$1,089 F \$1,150 G \$1,213 H \$1,283 I \$1,391 J \$1,519 L1 \$1,227 L2 \$1,304
Dimensions	D	W	H																								
Overall	23 ¾	21 ¼	44 ¾																								
Seat	17 ¾	19	30 ½																								
Upholstery		Shipping																									
COM Ydg	¾	Ctn Wt	26																								
COL Sq Ft	14	Cu Ft	16																								
 KN3008PP plastic seat																											
 KN3008PU uph. seat																											


Armless Bar Stool - Wood Back/Upholstered Seat	KN3008WU <ul style="list-style-type: none">· foot rail for 11 ¾" high from floor· standard maple veneer back available in maple finishes· optional walnut veneer back available in walnut finishes; add \$29 list· optional horizontal double cut walnut veneer in clear coat; add \$31 list· optional handle cut out; add \$21 list· wall saver	<table><tr><th>Dimensions</th><th>D</th><th>W</th><th>H</th></tr><tr><td>Overall</td><td>23 ¾</td><td>21 ¼</td><td>44 ¾</td></tr><tr><td>Seat</td><td>17 ¾</td><td>19</td><td>30 ½</td></tr><tr><th colspan="2">Upholstery</th><th colspan="2">Shipping</th></tr><tr><td>COM Ydg</td><td>¾</td><td>Ctn Wt</td><td>27</td></tr><tr><td>COL Sq Ft</td><td>14</td><td>Cu Ft</td><td>16</td></tr></table>	Dimensions	D	W	H	Overall	23 ¾	21 ¼	44 ¾	Seat	17 ¾	19	30 ½	Upholstery		Shipping		COM Ydg	¾	Ctn Wt	27	COL Sq Ft	14	Cu Ft	16	COM \$1,165 A \$1,175 B \$1,192 COL/C \$1,222 D \$1,260 E \$1,300 F \$1,361 G \$1,424 H \$1,493 I \$1,601 J \$1,730 L1 \$1,438 L2 \$1,515
Dimensions	D	W	H																								
Overall	23 ¾	21 ¼	44 ¾																								
Seat	17 ¾	19	30 ½																								
Upholstery		Shipping																									
COM Ydg	¾	Ctn Wt	27																								
COL Sq Ft	14	Cu Ft	16																								
																											

Description	① Model	Specifications				List Price Per Grade	
Armless Bar Stool - All Upholstered 	KN3008UU · foot rail for 11 ¾" high from floor · multiple fabrics, see page KN5 · wall saver	Dimensions	D	W	H	COM	\$1,093
		Overall	23 ¾	21 ¼	44 ¾	A	\$1,109
		Seat	17 ¾	19	30 ½	B	\$1,136
		Upholstery	Shipping			COL/C	\$1,187
		COM Ydg	1 ¼	Ctn Wt	27	D	\$1,252
		COL Sq Ft	23	Cu Ft	16	E	\$1,317
						F	\$1,417
						G	\$1,526
						H	\$1,639
						I	\$1,818
						J	\$2,034
						L1	\$1,546
						L2	\$1,676

To Order, Specify:

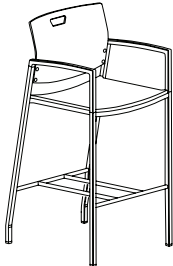
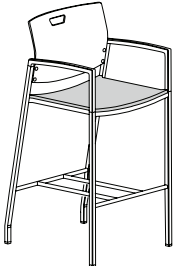

- ① Model Number
 - ② Plastic Color or Wood Finish -
 - a. Plastic Back - standard
 - b. Maple Back - standard
 - c. Walnut Back - add \$29 list per back
 - d. Double Cut Back - add \$31 list per back
 - ③ Fabric Selection - vendor, pattern and color
 - ④ Handle Cut Out - add \$21 list per veneer back
 - ⑦ Metal Frame Finish -
 - a. Arctic Silver (ASL)
 - b. Chrome (CHR) - add \$97 list
 - c. Matte Black (MBK)
 - d. Pewter (PEW)
- ③ Visit www.jsifurniture.com/finishes-and-materials/textiles for our textiles program. See selection of standard and graded in manufacturers and patterns.

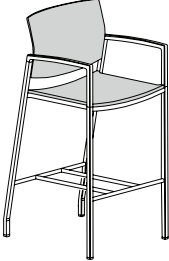
Description	① Model	Specifications	List Price Per Grade																												
Flared Arm Bar Stool	KN3008PPF - All Plastic KN3008PUF - Seat Uph. <ul style="list-style-type: none"> · foot rail for 11 ¾" high from floor · maple wood trim arm caps available on standard nylon arms; add \$190 list · wall saver 	<table> <tr> <th>Dimensions</th><th>D</th><th>W</th><th>H</th></tr> <tr> <td>Overall</td><td>23 ¾</td><td>24 ⅞</td><td>44 ¾</td></tr> <tr> <td>Seat</td><td>17 ¾</td><td>21 ½</td><td>30 ½</td></tr> <tr> <td>Arm</td><td></td><td></td><td>38 ⅝</td></tr> <tr> <th>Upholstery</th><th colspan="3">Shipping</th></tr> <tr> <td>COM Ydg</td><td>¾</td><td>Ctn Wt</td><td>25</td></tr> <tr> <td>COL Sq Ft</td><td>14</td><td>Cu Ft</td><td>18</td></tr> </table>	Dimensions	D	W	H	Overall	23 ¾	24 ⅞	44 ¾	Seat	17 ¾	21 ½	30 ½	Arm			38 ⅝	Upholstery	Shipping			COM Ydg	¾	Ctn Wt	25	COL Sq Ft	14	Cu Ft	18	All Plastic \$913 COM \$1,051 A \$1,059 B \$1,077 COL/C \$1,107 D \$1,146 E \$1,185 F \$1,245 G \$1,309 H \$1,378 I \$1,486 J \$1,615 L1 \$1,322 L2 \$1,399
Dimensions	D	W	H																												
Overall	23 ¾	24 ⅞	44 ¾																												
Seat	17 ¾	21 ½	30 ½																												
Arm			38 ⅝																												
Upholstery	Shipping																														
COM Ydg	¾	Ctn Wt	25																												
COL Sq Ft	14	Cu Ft	18																												
 KN3008PPF plastic seat																															
 KN3008PUF uph. seat																															
Flared Arm Bar Stool - Wood Back/Upholstered Seat	KN3008WUF <ul style="list-style-type: none"> · foot rail for 11 ¾" high from floor · standard maple veneer back available in maple finishes · optional walnut veneer back available in walnut finishes; add \$29 list · optional horizontal double cut walnut veneer in clear coat; add \$31 list · optional handle cut out; add \$21 list · maple wood trim arm caps available on standard nylon arms; add \$190 list · wall saver 	<table> <tr> <th>Dimensions</th><th>D</th><th>W</th><th>H</th></tr> <tr> <td>Overall</td><td>23 ¾</td><td>24 ⅞</td><td>44 ¾</td></tr> <tr> <td>Seat</td><td>17 ¾</td><td>21 ½</td><td>30 ½</td></tr> <tr> <td>Arm</td><td></td><td></td><td>38 ⅝</td></tr> <tr> <th>Upholstery</th><th colspan="3">Shipping</th></tr> <tr> <td>COM Ydg</td><td>¾</td><td>Ctn Wt</td><td>25</td></tr> <tr> <td>COL Sq Ft</td><td>14</td><td>Cu Ft</td><td>18</td></tr> </table>	Dimensions	D	W	H	Overall	23 ¾	24 ⅞	44 ¾	Seat	17 ¾	21 ½	30 ½	Arm			38 ⅝	Upholstery	Shipping			COM Ydg	¾	Ctn Wt	25	COL Sq Ft	14	Cu Ft	18	COM \$1,263 A \$1,271 B \$1,289 COL/C \$1,319 D \$1,358 E \$1,397 F \$1,457 G \$1,521 H \$1,590 I \$1,698 J \$1,827 L1 \$1,534 L2 \$1,611
Dimensions	D	W	H																												
Overall	23 ¾	24 ⅞	44 ¾																												
Seat	17 ¾	21 ½	30 ½																												
Arm			38 ⅝																												
Upholstery	Shipping																														
COM Ydg	¾	Ctn Wt	25																												
COL Sq Ft	14	Cu Ft	18																												
																															

Description	① Model	Specifications				List Price Per Grade	
Flared Arm Bar Stool - All Upholstered 	KN3008UUF · foot rail for 11 ¾" high from floor · maple wood trim arm caps available on standard nylon arms; add \$190 list · multiple fabrics, see page KN5 · wall saver	Dimensions	D	W	H	COM	\$1,178
		Overall	23 ¾	24 ⅛	44 ¾	A	\$1,195
		Seat	17 ¾	21 ½	30 ½	B	\$1,222
		Arm			38 ⅝	COL/C	\$1,273
		Upholstery	Shipping			D	\$1,337
		COM Ydg	1 ¼	Ctn Wt	27	E	\$1,402
		COL Sq Ft	23	Cu Ft	18	F	\$1,502
						G	\$1,610
						H	\$1,724
						I	\$1,903
						J	\$2,120
						L1	\$1,631
						L2	\$1,760

To Order, Specify:

- ① Model Number
- ② Plastic Color or Wood Finish -
 - a. Plastic Back - standard
 - b. Maple Back - standard
 - c. Walnut Back - add \$29 list per back
 - d. Double Cut Back - add \$31 list per back
- ③ Fabric Selection - vendor, pattern and color
- ④ Handle Cut Out - add \$21 list per veneer back
- ⑦ Metal Frame Finish -
 - a. Arctic Silver (ASL)
 - b. Chrome (CHR) - add \$97 list
 - c. Matte Black (MBK)
 - d. Pewter (PEW)
- ③ Visit www.jsifurniture.com/finishes-and-materials/textiles for our textiles program. See selection of standard and graded in manufacturers and patterns.

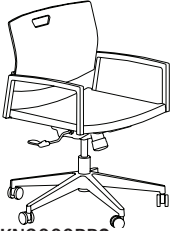

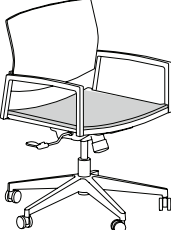

Description	① Model	Specifications	List Price Per Grade																												
Arm Bar Stool	KN3008PPS - All Plastic KN3008PUS - Seat Uph. <ul style="list-style-type: none"> · foot rail for 11 ¾" high from floor · maple wood trim arm caps available on standard nylon arms; add \$190 list · wall saver 	<table> <tr> <th>Dimensions</th><th>D</th><th>W</th><th>H</th></tr> <tr> <td>Overall</td><td>23 ¾</td><td>21 ¼</td><td>44 ¾</td></tr> <tr> <td>Seat</td><td>17 ¾</td><td>19 ¾</td><td>30 ½</td></tr> <tr> <td>Arm</td><td></td><td></td><td>38 ⅝</td></tr> <tr> <th>Upholstery</th><th colspan="3">Shipping</th></tr> <tr> <td>COM Ydg</td><td>¾</td><td>Ctn Wt</td><td>26</td></tr> <tr> <td>COL Sq Ft</td><td>14</td><td>Cu Ft</td><td>16</td></tr> </table>	Dimensions	D	W	H	Overall	23 ¾	21 ¼	44 ¾	Seat	17 ¾	19 ¾	30 ½	Arm			38 ⅝	Upholstery	Shipping			COM Ydg	¾	Ctn Wt	26	COL Sq Ft	14	Cu Ft	16	All Plastic \$911 COM \$1,047 A \$1,057 B \$1,074 COL/C \$1,104 D \$1,144 E \$1,182 F \$1,243 G \$1,306 H \$1,376 I \$1,484 J \$1,612 L1 \$1,320 L2 \$1,397
Dimensions	D	W	H																												
Overall	23 ¾	21 ¼	44 ¾																												
Seat	17 ¾	19 ¾	30 ½																												
Arm			38 ⅝																												
Upholstery	Shipping																														
COM Ydg	¾	Ctn Wt	26																												
COL Sq Ft	14	Cu Ft	16																												
 KN3008PPS plastic seat																															
 KN3008PUS uph. seat																															
Straight Arm Bar Stool - Wood Back /Upholstered Seat	KN3008WUS <ul style="list-style-type: none"> · foot rail for 11 ¾" high from floor · standard maple veneer back available in maple finishes · optional walnut veneer back available in walnut finishes; add \$29 list · optional horizontal double cut walnut veneer in clear coat; add \$31 list · optional handle cut out; add \$21 list · maple wood trim arm caps available on standard nylon arms; add \$190 list · wall saver 	<table> <tr> <th>Dimensions</th><th>D</th><th>W</th><th>H</th></tr> <tr> <td>Overall</td><td>23 ¾</td><td>21 ¼</td><td>44 ¾</td></tr> <tr> <td>Seat</td><td>17 ¾</td><td>19 ¾</td><td>30 ½</td></tr> <tr> <td>Arm</td><td></td><td></td><td>38 ⅝</td></tr> <tr> <th>Upholstery</th><th colspan="3">Shipping</th></tr> <tr> <td>COM Ydg</td><td>¾</td><td>Ctn Wt</td><td>27</td></tr> <tr> <td>COL Sq Ft</td><td>14</td><td>Cu Ft</td><td>16</td></tr> </table>	Dimensions	D	W	H	Overall	23 ¾	21 ¼	44 ¾	Seat	17 ¾	19 ¾	30 ½	Arm			38 ⅝	Upholstery	Shipping			COM Ydg	¾	Ctn Wt	27	COL Sq Ft	14	Cu Ft	16	COM \$1,260 A \$1,270 B \$1,288 COL/C \$1,317 D \$1,356 E \$1,395 F \$1,456 G \$1,519 H \$1,589 I \$1,697 J \$1,826 L1 \$1,533 L2 \$1,610
Dimensions	D	W	H																												
Overall	23 ¾	21 ¼	44 ¾																												
Seat	17 ¾	19 ¾	30 ½																												
Arm			38 ⅝																												
Upholstery	Shipping																														
COM Ydg	¾	Ctn Wt	27																												
COL Sq Ft	14	Cu Ft	16																												
																															

Description	① Model	Specifications				List Price Per Grade	
Straight Arm Bar Stool - All Upholstered 	KN3008UUS • foot rail for 11 ¾" high from floor • maple wood trim arm caps available on standard nylon arms; add \$190 list • multiple fabrics, see page KN5 • wall saver	Dimensions	D	W	H	COM	\$1,177
		Overall	23 ¾	21 ¼	44 ¾	A	\$1,193
		Seat	17 ¾	19 ¾	30 ½	B	\$1,221
		Arm			38 ½	COL/C	\$1,271
		Upholstery	Shipping			D	\$1,336
		COM Ydg	1 ¼	Ctn Wt	28	E	\$1,400
		COL Sq Ft	23	Cu Ft	16	F	\$1,501
						G	\$1,609
						H	\$1,723
						I	\$1,901
						J	\$2,117
						L1	\$1,630
						L2	\$1,759

To Order, Specify:

- ① Model Number
- ② Plastic Color or Wood Finish -
 - a. Plastic Back - standard
 - b. Maple Back - standard
 - c. Walnut Back - add \$29 list per back
 - d. Double Cut Back - add \$31 list per back
- ③ Fabric Selection - vendor, pattern and color
- ④ Handle Cut Out - add \$21 list per veneer back
- ⑦ Metal Frame Finish -
 - a. Arctic Silver (ASL)
 - b. Chrome (CHR) - add \$97 list
 - c. Matte Black (MBK)
 - d. Pewter (PEW)
- ③ Visit www.jsifurniture.com/finishes-and-materials/textiles for our textiles program. See selection of standard and graded in manufacturers and patterns.

Description	① Model	Specifications	List Price Per Grade																												
Flared Arm Swivel Chair	KN3000PPF - All Plastic KN3000PUF - Seat Uph. <ul style="list-style-type: none"> standard black nylon base with hard tread dual casters polished aluminum base; add \$108 list maple wood trim arm caps available on standard nylon arms; add \$190 list overall height range 31 ½" - 36 ¾" seat height range 16 ½" - 22 ¼" arm height range 30 ⅜" - 24 ⅝" 	<table> <tr> <th>Dimensions</th><th>D</th><th>W</th><th>H</th></tr> <tr> <td>Overall</td><td>28 ½</td><td>28 ½</td><td>36 ¾</td></tr> <tr> <td>Seat</td><td>17 ⅜</td><td>21 ½</td><td>22 ¼</td></tr> <tr> <td>Arm</td><td></td><td></td><td>30 ⅜</td></tr> <tr> <th>Upholstery</th><th colspan="3">Shipping</th></tr> <tr> <td>COM Ydg</td><td>¾</td><td>Ctn Wt</td><td>30</td></tr> <tr> <td>COL Sq Ft</td><td>14</td><td>Cu Ft</td><td>20</td></tr> </table>	Dimensions	D	W	H	Overall	28 ½	28 ½	36 ¾	Seat	17 ⅜	21 ½	22 ¼	Arm			30 ⅜	Upholstery	Shipping			COM Ydg	¾	Ctn Wt	30	COL Sq Ft	14	Cu Ft	20	All Plastic \$820 COM \$964 A \$973 B \$990 COL/C \$1,020 D \$1,059 E \$1,099 F \$1,159 G \$1,223 H \$1,293 I \$1,399 J \$1,529 L1 \$1,236 L2 \$1,314
Dimensions	D	W	H																												
Overall	28 ½	28 ½	36 ¾																												
Seat	17 ⅜	21 ½	22 ¼																												
Arm			30 ⅜																												
Upholstery	Shipping																														
COM Ydg	¾	Ctn Wt	30																												
COL Sq Ft	14	Cu Ft	20																												
Flared Arm Swivel Chair - Wood Back/Upholstered Seat	KN3000WUF <ul style="list-style-type: none"> standard black nylon base with hard tread dual casters polished aluminum base; add \$108 list standard maple veneer back available in maple finishes optional walnut veneer back available in walnut finishes; add \$29 list optional horizontal double cut walnut veneer in clear coat; add \$31 list optional handle cut out; add \$21 list maple wood trim arm caps available on standard nylon arms; add \$190 list overall height range 31 ½" - 36 ¾" seat height range 16 ½" - 22 ¼" arm height range 30 ⅜" - 24 ⅝" 	<table> <tr> <th>Dimensions</th><th>D</th><th>W</th><th>H</th></tr> <tr> <td>Overall</td><td>28 ½</td><td>28 ½</td><td>36 ¾</td></tr> <tr> <td>Seat</td><td>17 ⅜</td><td>21 ½</td><td>22 ¼</td></tr> <tr> <td>Arm</td><td></td><td></td><td>30 ⅜</td></tr> <tr> <th>Upholstery</th><th colspan="3">Shipping</th></tr> <tr> <td>COM Ydg</td><td>¾</td><td>Ctn Wt</td><td>30</td></tr> <tr> <td>COL Sq Ft</td><td>14</td><td>Cu Ft</td><td>20</td></tr> </table>	Dimensions	D	W	H	Overall	28 ½	28 ½	36 ¾	Seat	17 ⅜	21 ½	22 ¼	Arm			30 ⅜	Upholstery	Shipping			COM Ydg	¾	Ctn Wt	30	COL Sq Ft	14	Cu Ft	20	COM \$1,176 A \$1,185 B \$1,202 COL/C \$1,232 D \$1,271 E \$1,311 F \$1,371 G \$1,435 H \$1,505 I \$1,611 J \$1,741 L1 \$1,448 L2 \$1,526
Dimensions	D	W	H																												
Overall	28 ½	28 ½	36 ¾																												
Seat	17 ⅜	21 ½	22 ¼																												
Arm			30 ⅜																												
Upholstery	Shipping																														
COM Ydg	¾	Ctn Wt	30																												
COL Sq Ft	14	Cu Ft	20																												
Flared Arm Swivel Chair - All Upholstered.	KN3000UUF <ul style="list-style-type: none"> standard black nylon base with hard tread dual casters polished aluminum base; add \$108 list maple wood trim arm caps available on standard nylon arms; add \$190 list multiple fabrics, see page KN5 overall height range 31 ½" - 36 ¾" seat height range 16 ½" - 22 ¼" arm height range 30 ⅜" - 24 ⅝" 	<table> <tr> <th>Dimensions</th><th>D</th><th>W</th><th>H</th></tr> <tr> <td>Overall</td><td>58 ½</td><td>28 ½</td><td>36 ¾</td></tr> <tr> <td>Seat</td><td>17 ⅜</td><td>21 ½</td><td>22 ¼</td></tr> <tr> <td>Arm</td><td></td><td></td><td>30 ⅜</td></tr> <tr> <th>Upholstery</th><th colspan="3">Shipping</th></tr> <tr> <td>COM Ydg</td><td>1 ¼</td><td>Ctn Wt</td><td>31</td></tr> <tr> <td>COL Sq Ft</td><td>23</td><td>Cu Ft</td><td>40</td></tr> </table>	Dimensions	D	W	H	Overall	58 ½	28 ½	36 ¾	Seat	17 ⅜	21 ½	22 ¼	Arm			30 ⅜	Upholstery	Shipping			COM Ydg	1 ¼	Ctn Wt	31	COL Sq Ft	23	Cu Ft	40	COM \$1,104 A \$1,120 B \$1,147 COL/C \$1,198 D \$1,263 E \$1,327 F \$1,426 G \$1,536 H \$1,650 I \$1,828 J \$2,044 L1 \$1,557 L2 \$1,686
Dimensions	D	W	H																												
Overall	58 ½	28 ½	36 ¾																												
Seat	17 ⅜	21 ½	22 ¼																												
Arm			30 ⅜																												
Upholstery	Shipping																														
COM Ydg	1 ¼	Ctn Wt	31																												
COL Sq Ft	23	Cu Ft	40																												

Description	Model	Specifications	List Price Per Grade																												
Straight Arm Swivel Chair  KN3000PPS plastic seat  KN3000PUS uph. seat	KN3000PPS - All Plastic KN3000PUS - Seat Uph. <ul style="list-style-type: none"> standard black nylon base with hard tread dual casters polished aluminum base; add \$108 list maple wood trim arm caps available on standard nylon arms; add \$190 list overall height range 31 1/2" - 36 3/4" seat height range 16 1/2" - 22 1/4" arm height range 30 3/8" - 24 5/8" 	<table> <tr> <th>Dimensions</th><th>D</th><th>W</th><th>H</th></tr> <tr> <td>Overall</td><td>28 1/2</td><td>28 1/2</td><td>36 3/4</td></tr> <tr> <td>Seat</td><td>17 3/8</td><td>19 3/8</td><td>22 1/4</td></tr> <tr> <td>Arm</td><td></td><td></td><td>30 3/8</td></tr> <tr> <th>Upholstery</th><th colspan="3">Shipping</th></tr> <tr> <td>COM Ydg</td><td>3/4</td><td>Ctn Wt</td><td>30</td></tr> <tr> <td>COL Sq Ft</td><td>14</td><td>Cu Ft</td><td>20</td></tr> </table>	Dimensions	D	W	H	Overall	28 1/2	28 1/2	36 3/4	Seat	17 3/8	19 3/8	22 1/4	Arm			30 3/8	Upholstery	Shipping			COM Ydg	3/4	Ctn Wt	30	COL Sq Ft	14	Cu Ft	20	All Plastic \$818 COM \$963 A \$971 B \$989 COL/C \$1,019 D \$1,058 E \$1,098 F \$1,157 G \$1,222 H \$1,291 I \$1,398 J \$1,528 L1 \$1,234 L2 \$1,312
Dimensions	D	W	H																												
Overall	28 1/2	28 1/2	36 3/4																												
Seat	17 3/8	19 3/8	22 1/4																												
Arm			30 3/8																												
Upholstery	Shipping																														
COM Ydg	3/4	Ctn Wt	30																												
COL Sq Ft	14	Cu Ft	20																												
Straight Arm Swivel Chair - Wood Back/Upholstered Seat 	KN3000WUS <ul style="list-style-type: none"> standard black nylon base with hard tread dual casters polished aluminum base; add \$108 list standard maple veneer back available in maple finishes optional walnut veneer back available in walnut finishes; add \$29 list optional horizontal double cut walnut veneer in clear coat; add \$31 list optional handle cut out; add \$21 list maple wood trim arm caps available on standard nylon arms; add \$190 list overall height range 31 1/2" - 36 3/4" seat height range 16 1/2" - 22 1/4" arm height range 30 3/8" - 24 5/8" 	<table> <tr> <th>Dimensions</th><th>D</th><th>W</th><th>H</th></tr> <tr> <td>Overall</td><td>28 1/2</td><td>28 1/2</td><td>36 3/4</td></tr> <tr> <td>Seat</td><td>17 3/8</td><td>19 3/8</td><td>22 1/4</td></tr> <tr> <td>Arm</td><td></td><td></td><td>30 3/8</td></tr> <tr> <th>Upholstery</th><th colspan="3">Shipping</th></tr> <tr> <td>COM Ydg</td><td>3/4</td><td>Ctn Wt</td><td>30</td></tr> <tr> <td>COL Sq Ft</td><td>14</td><td>Cu Ft</td><td>20</td></tr> </table>	Dimensions	D	W	H	Overall	28 1/2	28 1/2	36 3/4	Seat	17 3/8	19 3/8	22 1/4	Arm			30 3/8	Upholstery	Shipping			COM Ydg	3/4	Ctn Wt	30	COL Sq Ft	14	Cu Ft	20	COM \$1,175 A \$1,183 B \$1,201 COL/C \$1,231 D \$1,270 E \$1,309 F \$1,369 G \$1,434 H \$1,503 I \$1,610 J \$1,740 L1 \$1,446 L2 \$1,524
Dimensions	D	W	H																												
Overall	28 1/2	28 1/2	36 3/4																												
Seat	17 3/8	19 3/8	22 1/4																												
Arm			30 3/8																												
Upholstery	Shipping																														
COM Ydg	3/4	Ctn Wt	30																												
COL Sq Ft	14	Cu Ft	20																												
Straight Arm Swivel Chair - All Upholstered 	KN3000UUS <ul style="list-style-type: none"> standard black nylon base with hard tread dual casters polished aluminum base; add \$108 list maple wood trim arm caps available on standard nylon arms; add \$190 list multiple fabrics, see page KN5 overall height range 31 1/2" - 36 3/4" seat height range 16 1/2" - 22 1/4" arm height range 30 3/8" - 24 5/8" 	<table> <tr> <th>Dimensions</th><th>D</th><th>W</th><th>H</th></tr> <tr> <td>Overall</td><td>28 1/2</td><td>28 1/2</td><td>36 3/4</td></tr> <tr> <td>Seat</td><td>17 3/8</td><td>19 3/8</td><td>22 1/4</td></tr> <tr> <td>Arm</td><td></td><td></td><td>30 3/8</td></tr> <tr> <th>Upholstery</th><th colspan="3">Shipping</th></tr> <tr> <td>COM Ydg</td><td>1 1/4</td><td>Ctn Wt</td><td>31</td></tr> <tr> <td>COL Sq Ft</td><td>23</td><td>Cu Ft</td><td>20</td></tr> </table>	Dimensions	D	W	H	Overall	28 1/2	28 1/2	36 3/4	Seat	17 3/8	19 3/8	22 1/4	Arm			30 3/8	Upholstery	Shipping			COM Ydg	1 1/4	Ctn Wt	31	COL Sq Ft	23	Cu Ft	20	COM \$1,103 A \$1,118 B \$1,146 COL/C \$1,197 D \$1,260 E \$1,326 F \$1,425 G \$1,534 H \$1,648 I \$1,827 J \$2,043 L1 \$1,555 L2 \$1,684
Dimensions	D	W	H																												
Overall	28 1/2	28 1/2	36 3/4																												
Seat	17 3/8	19 3/8	22 1/4																												
Arm			30 3/8																												
Upholstery	Shipping																														
COM Ydg	1 1/4	Ctn Wt	31																												
COL Sq Ft	23	Cu Ft	20																												

To Order, Specify:

- ① Model Number
- ② Plastic Color or Wood Finish -
 - a. Plastic Back - standard
 - b. Maple Back - standard
 - c. Walnut Back - add \$25 list per back
 - d. Double Cut Back - add \$31 list per back
- ③ Fabric Selection - vendor, pattern and color
- ④ Handle Cut Out - add \$21 list per veneer back
- ⑤ Arm Option - Arctic Silver (ASP) or Matte Black (MBK)
- ⑥ Optional Wood Cap - add \$95 list per arm
- ⑦ Metal Frame Finish -
 - a. Arctic Silver (ASL)
 - b. Chrome (CHR) - add \$97 list
 - c. Matte Black (MBK)
 - d. Pewter (PEW)
- ⑧ Base Finish -
 - a. Black (BL)
 - b. Polished Aluminum (PA) - add \$108 list

③ Visit www.jsifurniture.com/finishes-and-materials/textiles for our textiles program. See selection of standard and graded in manufacturers and patterns.

Kyla Order Check List:



Specify:

☐ 1. Model Number

☐ 2. Fabric Selection - vendor, pattern and color

☐ 3. Wood Finish/Color

☐ 4. Plastic Color

☐ 5. Metal Frame Tier/Color:

A. Tier 1 - no upcharge

B. Tier 2 - add \$48 list





C. Tier 3 - add \$93 list

D. Tier 4 - add \$140 list

Example:

KY29CP (model #)	MOMENTUM (fabric vendor)	VOX (pattern name)	MYSTIC (pattern color)	EWM (plastic)	PEW (metal frame)
---------------------	-----------------------------	-----------------------	---------------------------	------------------	----------------------

1. Model Number	3. Wood Finish/Color:
	ACR Acorn BUF Buff BUR Burlap CHE Chestnut INK Inkwell
2. Fabric Selection - Please supply the following: Fabric vendor/Pattern name/Pattern color For a complete list of JSI Standard and Graded-In Textiles click here	POR Porter RYE Rye SAD Saddle WWO Whitewash
<ul style="list-style-type: none">Indicate direction of fabric - Railroaded or Up the RollPlease provide illustration, if available All COM orders must include the following: <ul style="list-style-type: none">Vendor's name, pattern name and colorSample of the fabric attached to orderModel numbers of items for fabric applicationSpecial application instructions (e.g., all stripes will be applied front to back unless specified otherwise)Customer and purchase order number	4. Plastic Color: EWM Extra White KGR Kiwi Green
Ship prepaid COM material to: JSI Attn: COM Dept 201 East Martin Street Receiving B, Dock 71 Orleans, IN 47452	TBM Tricorn Black TRD Tolie Red
Application of fabric: Railroaded Up the Roll	5. Metal Frame Tier/Color:
	Tier 1: MBK Matte Black
	Tier 2: add \$48 list ASL Arctic Silver PEW Pewter
	Tier 3: add \$93 list CAR Carmine Red (RAL3002) LGR Leaf Green (RAL6002) PPV Purple Violet (RAL4007) SIG Signal Orange (RAL2010)
	Tier 4: add \$140 list BRD Beige Red (RAL3012) COP Copper Brown (RAL8004) HYL Honey Yellow (RAL1005) MTQ Mint Turquoise (RAL6033) OGR Olive Green (RAL6003) QZG Quartz Grey (RAL7039) SAL Salmon Orange (RAL2012)
	BWH Bright White SNK Soft Nickel SPB Sapphire Blue (RAL4007) TBL Traffic Blue (RAL5017) ZYL Zinc Yellow (RAL1018) SGR Signal Green (RAL6032) SGY Silk Grey (RAL7044) SKY Sky Blue (RAL5015) TQP Turquoise Pastel (RAL6034) TRD Traffic Red (RAL3020) MHB Mahogany Brown (RAL8016)

Description	1 Model	Specifications	List Price Per Grade																								
Barstool with Plastic Seat  KY29AP plastic seat  KY29CP uph. seat pad	KY29AP KY29CP - Uph. Pad. · tiered pricing for metal finish options, see pg KY2	<table> <tr> <th>Dimensions</th><th>D</th><th>W</th><th>H</th></tr> <tr> <td>Overall</td><td>13</td><td>14</td><td>28 ¾</td></tr> <tr> <td>Seat</td><td>11 ½</td><td>14</td><td>28 ¾</td></tr> <tr> <th>Upholstery</th><th colspan="3">Shipping</th></tr> <tr> <td>COM Ydg</td><td>½</td><td>Ctn Wt</td><td>16</td></tr> <tr> <td>COL Sq Ft</td><td></td><td>Cu Ft</td><td>7</td></tr> </table>	Dimensions	D	W	H	Overall	13	14	28 ¾	Seat	11 ½	14	28 ¾	Upholstery	Shipping			COM Ydg	½	Ctn Wt	16	COL Sq Ft		Cu Ft	7	Plastic Seat \$422 COM \$523 A \$531 B \$542 COL/C \$561 D \$589 E \$615 F \$656 G \$700 H \$747 I \$819 J \$907 L1 \$779 L2 \$849
Dimensions	D	W	H																								
Overall	13	14	28 ¾																								
Seat	11 ½	14	28 ¾																								
Upholstery	Shipping																										
COM Ydg	½	Ctn Wt	16																								
COL Sq Ft		Cu Ft	7																								
Barstool with Wood Seat  KY29AW wood seat  KY29CP uph. seat pad	KY29AW KY29CW - Uph. Pad · tiered pricing for metal finish options, see pg KY2	<table> <tr> <th>Dimensions</th><th>D</th><th>W</th><th>H</th></tr> <tr> <td>Overall</td><td>13</td><td>14</td><td>28 ¾</td></tr> <tr> <td>Seat</td><td>11 ½</td><td>14</td><td>28 ¾</td></tr> <tr> <th>Upholstery</th><th colspan="3">Shipping</th></tr> <tr> <td>COM Ydg</td><td>½</td><td>Ctn Wt</td><td>14</td></tr> <tr> <td>COL Sq Ft</td><td></td><td>Cu Ft</td><td>6</td></tr> </table>	Dimensions	D	W	H	Overall	13	14	28 ¾	Seat	11 ½	14	28 ¾	Upholstery	Shipping			COM Ydg	½	Ctn Wt	14	COL Sq Ft		Cu Ft	6	Wood Seat \$663 COM \$763 A \$770 B \$781 COL/C \$802 D \$828 E \$856 F \$894 G \$939 H \$986 I \$1,061 J \$1,147 L1 \$1,018 L2 \$1,089
Dimensions	D	W	H																								
Overall	13	14	28 ¾																								
Seat	11 ½	14	28 ¾																								
Upholstery	Shipping																										
COM Ydg	½	Ctn Wt	14																								
COL Sq Ft		Cu Ft	6																								

To Order, Specify:

- 1 Model Number
- 2 Fabric Selection - vendor, pattern and color
- 3 Wood Finish/Color
- 4 Plastic Color
- 5 Metal Frame Tier/Color

4 Metal Frame Tier/Color

Tier 1:
MBK Matte Black

Tier 2: Add \$48 list
 ASL Arctic Silver
 BWH Bright White
 PEW Pewter
 SNK Soft Nickel

Tier 3: Add \$93 list

CAR Carmine Red
 LGR Leaf Green
 PPB Purple Violet
 SIG Signal Orange
 SPB Sapphire Blue
 TBL Traffic Blue
 ZYL Zinc Yellow

Tier 4: Add \$140 list

BRD Beige Red
 COP Copper Brown
 HYL Honey Yellow
 MTQ Mint Turquoise
 OGR Olive Green
 QZG Quartz Grey
 SAL Salmon Orange
 SGR Signal Green
 SGY Silk Grey
 TQP Turquoise Pastel
 TRD Traffic Red
 MHB Mahogany Brown

Specifications

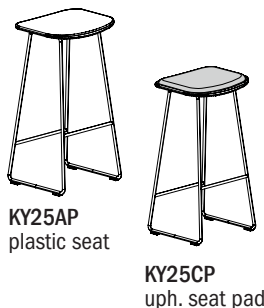
- Powder coat metal frame.
- Seat ¾" thick polypropylene or ¾" thick solid ash.
- Standard with screw-on black glides.

- 2 Visit www.jsifurniture.com/finishes-and-materials/textiles for our textiles program. See selection of standard and graded manufacturers and patterns.

3 Wood Finish/Color

ACR Acorn CHE Chestnut RYE Rye
 BUF Buff INK Inkwell SAD Saddle
 BUR Burlap POR Porter WWO Whitewash

Description	① Model	Specifications	List Price Per Grade																								
Counter Height Stool with Plastic Seat	KY25AP KY25CP - Uph. Pad · tiered pricing for metal finish options, see pg KY2	<table> <tr> <th>Dimensions</th><th>D</th><th>W</th><th>H</th></tr> <tr> <td>Overall</td><td>13</td><td>14</td><td>25 ¼</td></tr> <tr> <td>Seat</td><td>11 ½</td><td>14</td><td>25 ¼</td></tr> <tr> <th>Upholstery</th><th colspan="3">Shipping</th></tr> <tr> <td>COM Ydg</td><td>½</td><td>Ctn Wt</td><td>14</td></tr> <tr> <td>COL Sq Ft</td><td></td><td>Cu Ft</td><td>6</td></tr> </table>	Dimensions	D	W	H	Overall	13	14	25 ¼	Seat	11 ½	14	25 ¼	Upholstery	Shipping			COM Ydg	½	Ctn Wt	14	COL Sq Ft		Cu Ft	6	Plastic Seat \$416 COM \$519 A \$523 B \$536 COL/C \$556 D \$583 E \$609 F \$650 G \$694 H \$741 I \$815 J \$903 L1 \$773 L2 \$843
Dimensions	D	W	H																								
Overall	13	14	25 ¼																								
Seat	11 ½	14	25 ¼																								
Upholstery	Shipping																										
COM Ydg	½	Ctn Wt	14																								
COL Sq Ft		Cu Ft	6																								



Counter Height Stool with Wood Seat	KY25AW KY25CW - Uph. Pad · tiered pricing for metal finish options, see pg KY2	<table> <tr> <th>Dimensions</th><th>D</th><th>W</th><th>H</th></tr> <tr> <td>Overall</td><td>13</td><td>14</td><td>25 ¼</td></tr> <tr> <td>Seat</td><td>11 ½</td><td>14</td><td>25 ¼</td></tr> <tr> <th>Upholstery</th><th colspan="3">Shipping</th></tr> <tr> <td>COM Ydg</td><td></td><td>Ctn Wt</td><td>14</td></tr> <tr> <td>COL Sq Ft</td><td></td><td>Cu Ft</td><td>6</td></tr> </table>	Dimensions	D	W	H	Overall	13	14	25 ¼	Seat	11 ½	14	25 ¼	Upholstery	Shipping			COM Ydg		Ctn Wt	14	COL Sq Ft		Cu Ft	6	Wood Seat \$658 COM \$759 A \$763 B \$775 COL/C \$797 D \$822 E \$849 F \$890 G \$933 H \$980 I \$1,052 J \$1,141 L1 \$1,014 L2 \$1,084
Dimensions	D	W	H																								
Overall	13	14	25 ¼																								
Seat	11 ½	14	25 ¼																								
Upholstery	Shipping																										
COM Ydg		Ctn Wt	14																								
COL Sq Ft		Cu Ft	6																								



To Order, Specify:

- ① Model Number
 - ② Fabric Selection - vendor, pattern and color
 - ③ Wood Finish/Color
 - ④ Plastic Color
 - ⑤ Metal Frame Tier/Color
- ② Visit www.jsifurniture.com/finishes-and-materials/textiles for our textiles program. See selection of standard and graded in manufacturers and patterns.

④ Metal Frame Tier/Color

Tier 1:	Tier 2: Add \$48 list	Specifications
MBK Matte Black	ASL Arctic Silver	· Powder coat metal frame.
	BWH Bright White	· Seat ¾" thick polypropylene or ¾" thick solid ash.
	PEW Pewter	· Standard with screw-on black glides.
	SNK Soft Nickel	
Tier 3: Add \$93 list	Tier 4: Add \$140 list	
CAR Carmine Red	BRD Beige Red	SGR Signal Green
LGR Leaf Green	COP Copper Brown	SGY Silk Grey
PPB Purple Violet	HYL Honey Yellow	TQP Turquoise Pastel
SIG Signal Orange	MTQ Mint Turquoise	TRD Traffic Red
SPB Sapphire Blue	OGR Olive Green	MHB Mahogany Brown
TBL Traffic Blue	QZG Quartz Grey	
ZYL Zinc Yellow	SAL Salmon Orange	

③ Wood Finish/Color

ACR Acorn	CHE Chestnut	RYE Rye
BUF Buff	INK Inkwell	SAD Saddle
BUR Burlap	POR Porter	WWO Whitewash

Laurel Order Check List:



Specify:

- ☐ 1. Model Number
- ☐ 2. Wood Species - Beech (B) (chairs) or Maple (M) (tables)
- ☐ 3. Wood Finish
- ☐ 4. Fabric Selection - vendor, pattern and color
- ☐ 5. Optional Anti-Microbial Arm Cap - add \$88 list per arm cap
- ☐ 6. Optional Rubber Cushion Nylon Glides - no upcharge; chairs only
- ☐ 7. Optional Coordinating Wood Grain Laminate Table Tops - no upcharge; tables only

Example:

LA1281 (model #)	B (wood species)	AUB (finish)	MOMENTUM (fabric vendor)	VOX (pattern name)	MYSTIC (pattern color)
----------------------------	----------------------------	------------------------	------------------------------------	------------------------------	----------------------------------

1. Model Number

2. Wood Species - Beech (B) (chairs) and Maple (M) (tables)

3. Wood Finish Options:

CAG Aged Ash Coordinate	CFO Fossil Coordinate
CAL Ale Light Coordinate	CGR Graphite Coordinate
ALM Ale Medium	HRV Harvest*
AUB Auburn	CHL High Line Coordinate
BRL Barley	CKC Khaki Coordinate
CBE Blonde Echo Coordinate	LGC Legacy
CBO Bourbon Light Coordinate	MCH Mocha
BBM Bourbon Medium	NTO Night Owl*
CBZ Brazilwood Coordinate	COA Oatmeal Cookie Coordinate
CBG Brighton Light Coordinate	CPI Pinnacle Walnut Coordinate
BRM Brighton Medium	PRL Praline*
BUT Butterscotch	SAF Saffron
CIN Cinnamon	SIE Sienna*
CLA Classic	CST Studio Teak Coordinate
CCF Coffee Coordinate	TOF Toffee
CLL Collectors*	TRF Truffle*
CCR Cremello Coordinate	VEN Venetian
EAR Earthy	CVI Vintage Coordinate
ESP Espresso	CWH Walnut Heights Coordinate
FLX Flax	CWE Weathered Ash Coordinate
CFL Florence Walnut Coordinate	

4. Fabric Selection - Please supply the following:

Fabric vendor/Pattern name/Pattern color

[For a complete list of JSI Standard and Graded-In Textiles click here](#)

When specifying contrasting upholstery, indicate clearly which upholstery is to be applied to the seat, back and arms. Use higher grade pricing.

- Indicate direction of fabric - Railroaded or Up the Roll
- Please provide illustration, if available

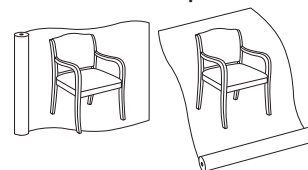
All COM orders must include the following:

- Fabric vendor's name, pattern name and color
- Sample of the fabric attached to order
- Model numbers of items for fabric application
- Special application instructions (e.g., all stripes will be applied front to back unless specified otherwise)
- Customer and purchase order number

Ship prepaid COM material to:

JSI
Attn: COM Dept
201 East Martin Street
Receiving B, Dock 71
Orleans, IN 47452

Application of fabric:
Railroaded Up the Roll




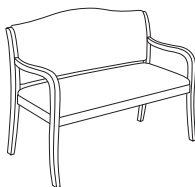
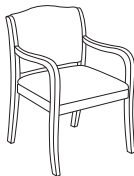
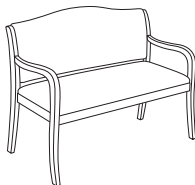
All COM orders will ship at standard lead time from receipt of COM except for orders requiring special custom matched finishes.


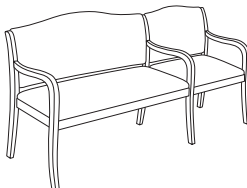
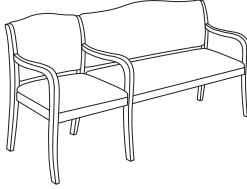
5. Optional Anti-Microbial Arm Cap - add \$88 list per arm cap. Available on any Laurel model.



6. Optional Rubber Cushion Nylon Glides - no upcharge; chairs only

7. Optional Coordinating Wood Grain Laminate Table Top - no upcharge; tables only. Finishes with an asterisk () have a coordinating laminate available.

Description	① Model	Specifications	List Price Per Grade																														
30" Bariatric 	LA1281B <ul style="list-style-type: none">· meets BIFMA x5.11 large occupant standard (253-400 lb individual)· optional anti-microbial arm cap - add \$176 list	<table><tr><th>Dimensions</th><th>D</th><th>W</th><th>H</th></tr><tr><td>Overall</td><td>26</td><td>32 ½</td><td>34 ½</td></tr><tr><td>Seat</td><td>18 ¼</td><td>30</td><td>18</td></tr><tr><td>Arm</td><td></td><td></td><td>27 ½</td></tr><tr><th>Upholstery</th><th colspan="3">Shipping</th></tr><tr><td>COM Ydg</td><td>2 ¼</td><td>Ctn Wt</td><td>43</td></tr><tr><td>COL Sq Ft</td><td>41</td><td>Cu Ft</td><td>23</td></tr></table>	Dimensions	D	W	H	Overall	26	32 ½	34 ½	Seat	18 ¼	30	18	Arm			27 ½	Upholstery	Shipping			COM Ydg	2 ¼	Ctn Wt	43	COL Sq Ft	41	Cu Ft	23	COM \$2,133 A \$2,162 B \$2,220 COL/C \$2,322 D \$2,450 E \$2,580 F \$2,716 G \$2,912 H \$3,117 I \$3,442 J \$3,828 L1 \$2,950 L2 \$3,156		
		Dimensions	D	W	H																												
		Overall	26	32 ½	34 ½																												
		Seat	18 ¼	30	18																												
		Arm			27 ½																												
		Upholstery	Shipping																														
		COM Ydg	2 ¼	Ctn Wt	43																												
		COL Sq Ft	41	Cu Ft	23																												
		42" Bariatric 	LA1282B <ul style="list-style-type: none">· meets BIFMA x5.11 large occupant standard (253-400 lb individual)· optional anti-microbial arm cap - add \$176 list	<table><tr><th>Dimensions</th><th>D</th><th>W</th><th>H</th></tr><tr><td>Overall</td><td>26</td><td>43 ½</td><td>34 ½</td></tr><tr><td>Seat</td><td>18 ¼</td><td>41</td><td>18</td></tr><tr><td>Arm</td><td></td><td></td><td>27 ½</td></tr><tr><th>Upholstery</th><th colspan="3">Shipping</th></tr><tr><td>COM Ydg</td><td>2 ¼</td><td>Ctn Wt</td><td>51</td></tr><tr><td>COL Sq Ft</td><td>45</td><td>Cu Ft</td><td>30</td></tr></table>	Dimensions	D	W	H	Overall	26	43 ½	34 ½	Seat	18 ¼	41	18	Arm			27 ½	Upholstery	Shipping			COM Ydg	2 ¼	Ctn Wt	51	COL Sq Ft	45	Cu Ft	30	COM \$2,330 A \$2,358 B \$2,415 COL/C \$2,517 D \$2,643 E \$2,774 F \$2,913 G \$3,105 H \$3,311 I \$3,635 J \$4,024 L1 \$3,248 L2 \$3,479
				Dimensions	D	W	H																										
Overall	26			43 ½	34 ½																												
Seat	18 ¼			41	18																												
Arm					27 ½																												
Upholstery	Shipping																																
COM Ydg	2 ¼			Ctn Wt	51																												
COL Sq Ft	45			Cu Ft	30																												
Guest Chair 	LA1281 <ul style="list-style-type: none">· optional anti-microbial arm cap - add \$176 list			<table><tr><th>Dimensions</th><th>D</th><th>W</th><th>H</th></tr><tr><td>Overall</td><td>26</td><td>22 ½</td><td>34 ½</td></tr><tr><td>Seat</td><td>18 ¼</td><td>20</td><td>18</td></tr><tr><td>Arm</td><td></td><td></td><td>27 ½</td></tr><tr><th>Upholstery</th><th colspan="3">Shipping</th></tr><tr><td>COM Ydg</td><td>1 ½</td><td>Ctn Wt</td><td>22</td></tr><tr><td>COL Sq Ft</td><td>27</td><td>Cu Ft</td><td>15</td></tr></table>	Dimensions	D	W	H	Overall	26	22 ½	34 ½	Seat	18 ¼	20	18	Arm			27 ½	Upholstery	Shipping			COM Ydg	1 ½	Ctn Wt	22	COL Sq Ft	27	Cu Ft	15	COM \$1,094 A \$1,113 B \$1,154 COL/C \$1,217 D \$1,304 E \$1,391 F \$1,482 G \$1,611 H \$1,748 I \$1,966 J \$2,223 L1 \$1,637 L2 \$1,776
				Dimensions	D	W	H																										
		Overall	26	22 ½	34 ½																												
		Seat	18 ¼	20	18																												
		Arm			27 ½																												
		Upholstery	Shipping																														
		COM Ydg	1 ½	Ctn Wt	22																												
		COL Sq Ft	27	Cu Ft	15																												
		Loveseat 	LA1282 <ul style="list-style-type: none">· optional anti-microbial arm cap - add \$176 list	<table><tr><th>Dimensions</th><th>D</th><th>W</th><th>H</th></tr><tr><td>Overall</td><td>26</td><td>43 ½</td><td>34 ½</td></tr><tr><td>Seat</td><td>18 ¼</td><td>41</td><td>18</td></tr><tr><td>Arm</td><td></td><td></td><td>27 ½</td></tr><tr><th>Upholstery</th><th colspan="3">Shipping</th></tr><tr><td>COM Ydg</td><td>2 ¼</td><td>Ctn Wt</td><td>46</td></tr><tr><td>COL Sq Ft</td><td>45</td><td>Cu Ft</td><td>30</td></tr></table>	Dimensions	D	W	H	Overall	26	43 ½	34 ½	Seat	18 ¼	41	18	Arm			27 ½	Upholstery	Shipping			COM Ydg	2 ¼	Ctn Wt	46	COL Sq Ft	45	Cu Ft	30	COM \$1,893 A \$1,923 B \$1,977 COL/C \$2,080 D \$2,206 E \$2,337 F \$2,474 G \$2,668 H \$2,874 I \$3,198 J \$3,585 L1 \$2,808 L2 \$3,044
				Dimensions	D	W	H																										
Overall	26			43 ½	34 ½																												
Seat	18 ¼			41	18																												
Arm					27 ½																												
Upholstery	Shipping																																
COM Ydg	2 ¼			Ctn Wt	46																												
COL Sq Ft	45			Cu Ft	30																												

Description	1 Model	Specifications	List Price Per Grade
Guest Chair 	LA1301 • optional anti-microbial arm cap - add \$176 list • full back • no exposed wood rails	Dimensions	COM \$1,097
		Overall 26 22 ½ 34 ½	A \$1,121
		Seat 18 ¼ 20 18	B \$1,164
		Arm 27 ½	COL/C \$1,245
		Upholstery	D \$1,344
		Shipping	E \$1,445
		COM Ydg 1 ¾ Ctn Wt 22	F \$1,552
		COL Sq Ft 32 Cu Ft 15	G \$1,700
			H \$1,862
			I \$2,115
Loveseat/Chair Unit 	LA1283 • sequence facing unit • optional anti-microbial arm cap - add \$264 list	Dimensions	COM \$2,762
		Overall 26 64 ½ 34 ½	A \$2,811
		Seat 18 ¼ 41/20 18	B \$2,907
		Arm 27 ½	COL/C \$3,074
		Upholstery	D \$3,290
		Shipping	E \$3,506
		COM Ydg 3 ¾ Ctn Wt 64	F \$3,734
		COL Sq Ft 75 Cu Ft 44	G \$4,056
			H \$4,401
			I \$4,940
Chair Unit/Loveseat 	LA1284 • sequence facing unit • optional anti-microbial arm cap - add \$264 list	Dimensions	COM \$2,762
		Overall 26 64 ½ 34 ½	A \$2,811
		Seat 18 ¼ 20/41 18	B \$2,907
		Arm 27 ½	COL/C \$3,074
		Upholstery	D \$3,290
		Shipping	E \$3,506
		COM Ydg 3 ¾ Ctn Wt 64	F \$3,734
		COL Sq Ft 75 Cu Ft 44	G \$4,056
			H \$4,401
			I \$4,940

To Order, Specify:

- Model Number
- Wood Species - Beech (B) (chairs)
- Wood Finish
- Fabric Selection - vendor, pattern and color
- Optional Anti-Microbial Arm Cap - add \$88 list per arm cap
- Optional Rubber Cushion Nylon Glides - no upcharge; chairs only

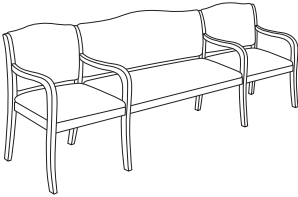
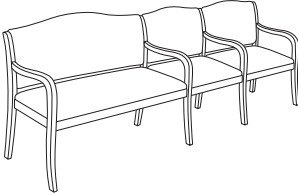
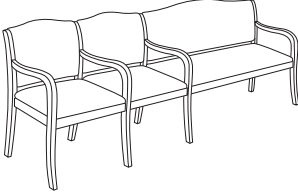
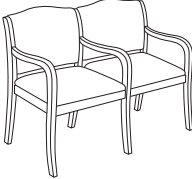
3 Wood Base Finish Options:

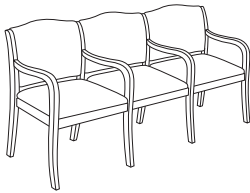
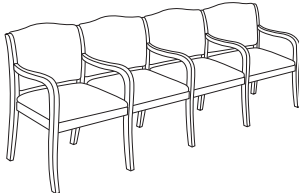
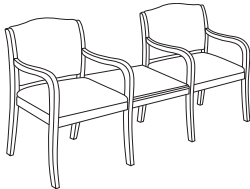
Maple			
CAG	Aged Ash Coordinate	CFO	Fossil Coordinate
CAL	Ale Light Coordinate	CGR	Graphite Coordinate
ALM	Ale Medium	HRV	Harvest*
AUB	Auburn	CHL	High Line Coordinate
BRL	Barley	CKC	Khaki Coordinate
CBE	Blonde Echo Coordinate	LGC	Legacy
CBO	Bourbon Light Coordinate	MCH	Mocha
BBM	Bourbon Medium	NTO	Night Owl*
CBZ	Brazilwood Coordinate	COA	Oatmeal Cookie Coordinate
CBG	Brighton Light Coordinate	CPI	Pinnacle Walnut Coordinate
BRM	Brighton Medium	PRL	Praline
BUT	Butterscotch	SAF	Saffron
CIN	Cinnamon	SIE	Sienna*
CLA	Classic	CST	Studio Teak Coordinate
CCF	Coffee Coordinate	TOF	Toffee
CLL	Collectors*	TRF	Truffle
CCR	Cremello Coordinate	VEN	Venetian
EAR	Earthy	CVI	Vintage Coordinate
ESP	Espresso	CWH	Walnut Heights Coordinate
FLX	Flax	CWE	Weathered Ash Coordinate
CFL	Florence Walnut Coordinate		

- Visit www.jsifurniture.com/finishes-and-materials/textiles for our textiles program. See selection of standard and graded in manufacturers and patterns.

Specifications

- Wood species - Beech (chairs).
- Seat has synthetic sheet webbing and 2" high density polyurethane foam.
- Back has polypropylene webbing and 1 ½" polyurethane foam.
- Mortise and tenon construction with corner blocks, glue and screws.
- Solid one piece steam bent arms with front leg assembly.
- Standard with rubber cushion metal glides.

Description	① Model	Specifications				List Price Per Grade	
Chair/Loveseat/Chair Unit 	LA1285 · optional anti-microbial arm cap - add \$352 list	Dimensions	D	W	H	COM	\$3,627
		Overall	26	85 ¾	34 ½	A	\$3,695
		Seat	18 ¼	20/41/20	18	B	\$3,830
		Arm			27 ½	COL/C	\$4,064
		Upholstery		Shipping		D	\$4,368
		COM Ydg	5 ¼	Ctn Wt	82	E	\$4,668
		COL Sq Ft	105	Cu Ft	58	F	\$4,986
						G	\$5,438
						H	\$5,921
						I	\$6,678
Loveseat/Chair/Chair Unit 	LA1286 · sequence facing unit · optional anti-microbial arm cap - add \$352 list	Dimensions	D	W	H	COM	\$3,627
		Overall	26	85 ¾	34 ½	A	\$3,695
		Seat	18 ¼	41/20/20	18	B	\$3,830
		Arm			27 ½	COL/C	\$4,064
		Upholstery		Shipping		D	\$4,368
		COM Ydg	5 ¼	Ctn Wt	82	E	\$4,668
		COL Sq Ft	105	Cu Ft	58	F	\$4,986
						G	\$5,438
						H	\$5,921
						I	\$6,678
Chair/Chair/Loveseat Unit 	LA1287 · sequence facing unit · optional anti-microbial arm cap - add \$352 list	Dimensions	D	W	H	COM	\$3,627
		Overall	26	85 ¾	34 ½	A	\$3,695
		Seat	18 ¼	20/20/41	18	B	\$3,830
		Arm			27 ½	COL/C	\$4,064
		Upholstery		Shipping		D	\$4,368
		COM Ydg	5 ¼	Ctn Wt	82	E	\$4,668
		COL Sq Ft	105	Cu Ft	58	F	\$4,986
						G	\$5,438
						H	\$5,921
						I	\$6,678
Two Seat Unit 	LA1292 · optional anti-microbial arm cap - add \$264 list	Dimensions	D	W	H	COM	\$1,964
		Overall	26	43 ½	34 ½	A	\$2,001
		Seat	18 ¼	20	18	B	\$2,080
		Arm			27 ½	COL/C	\$2,216
		Upholstery		Shipping		D	\$2,386
		COM Ydg	3	Ctn Wt	42	E	\$2,559
		COL Sq Ft	54	Cu Ft	30	F	\$2,739
						G	\$2,999
						H	\$3,274
						I	\$3,705

Description	1 Model	Specifications	List Price Per Grade
Three Seat Unit 	LA1293 · optional anti-microbial arm cap - add \$352 list	Dimensions	COM \$2,830
		D	A \$2,889
		W	B \$3,004
		H	COL/C \$3,207
		Overall 26 64 7/8 34 1/2	D \$3,465
		Seat 18 1/4 20 18	E \$3,723
		Arm 27 1/2	F \$3,996
		Upholstery	G \$4,384
		COM Ydg 4 1/2 Ctn Wt 60	H \$4,798
		COL Sq Ft 81 Cu Ft 44	I \$5,446
	J \$6,220		
	L1 \$4,461		
	L2 \$4,875		
Four Seat Unit 	LA1294 · optional anti-microbial arm cap - add \$440 list	Dimensions	COM \$3,696
		D	A \$3,773
		W	B \$3,929
		H	COL/C \$4,194
		Overall 26 86 1/8 34 1/2	D \$4,541
		Seat 18 1/4 20 18	E \$4,886
		Arm 27 1/2	F \$5,250
		Upholstery	G \$5,766
		COM Ydg 6 Ctn Wt 78	H \$6,317
		COL Sq Ft 108 Cu Ft 58	I \$7,184
	J \$8,214		
	L1 \$5,868		
	L2 \$6,420		
Chair/Table/Chair Unit 	LA1295 · optional anti-microbial arm cap - add \$352 list · table - optional coordinating wood grain laminate - no upcharge	Dimensions	COM \$2,642
		D	A \$2,680
		W	B \$2,758
		H	COL/C \$2,891
		Overall 26 64 1/2 34 1/2	D \$3,068
		Seat 18 1/4 20 18	E \$3,236
		Arm 27 1/2	F \$3,418
		Upholstery	G \$3,677
		COM Ydg 3 Ctn Wt 58	H \$3,952
		COL Sq Ft 54 Cu Ft 44	I \$4,385
	J \$4,902		
	L1 \$3,731		
	L2 \$4,005		

To Order, Specify:

- Model Number
- Wood Species - Beech (B) - chairs; Maple (M) - tables
- Wood Finish
- Fabric Selection - vendor, pattern and color
- Optional Anti-Microbial Arm Cap - add \$88 list per arm cap
- Optional Rubber Cushion Nylon Glides - no upcharge; chairs only
- Optional Coordinating Wood Grain Laminate
Table Tops - no upcharge; tables only. Finishes with an asterisk (*) have a coordinating laminate available.

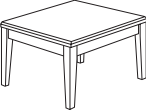
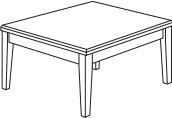
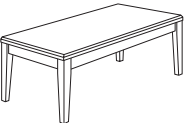

3 Wood Base Finish Options:

Maple			
CAG	Aged Ash Coordinate	CFO	Fossil Coordinate
CAL	Ale Light Coordinate	CGR	Graphite Coordinate
ALM	Ale Medium	HRV	Harvest*
AUB	Auburn	CHL	High Line Coordinate
BRL	Barley	CKC	Khaki Coordinate
CBE	Blonde Echo Coordinate	LGC	Legacy
CBO	Bourbon Light Coordinate	MCH	Mocha
BBM	Bourbon Medium	NTO	Night Owl*
CBZ	Brazilwood Coordinate	COA	Oatmeal Cookie Coordinate
CBG	Brighton Light Coordinate	CPI	Pinnacle Walnut Coordinate
BRM	Brighton Medium	PRL	Praline
BUT	Butterscotch	SAF	Saffron
CIN	Cinnamon	SIE	Sienna*
CLA	Classic	CST	Studio Teak Coordinate
CCF	Coffee Coordinate	TOF	Toffee
CLL	Collectors*	TRF	Truffle
CCR	Cremello Coordinate	VEN	Venetian
EAR	Earthy	CVI	Vintage Coordinate
ESP	Espresso	CWH	Walnut Heights Coordinate
FLX	Flax	CWE	Weathered Ash Coordinate
CFL	Florence Walnut Coordinate		

- Visit www.jsifurniture.com/finishes-and-materials/textiles for our textiles program. See selection of standard and graded in manufacturers and patterns.

Specifications

- Wood species - Maple veneer (tables).
- Top core material is 1 1/8" thick with 45 lb. density industrial grade particle board.
- Face is wood veneer or .050 horizontal grade HPL.
- Backer is bonded to bottom side to ensure balanced construction.
- All tops have internal solid lumber bands with overlay laminate or veneer.

Description	D	W	H	CTN WT	CU FT	① Model	List Price
End Table	24	24	17	25	4	LA2424ET	\$940
 <ul style="list-style-type: none">· maple veneer top· ships KD							
End Table	30	30	17	40	6	LA3030ET	\$1,100
 <ul style="list-style-type: none">· maple veneer top· ships KD							
Magazine Table	20	42	17	45	6	LA2042MT	\$1,112
 <ul style="list-style-type: none">· maple veneer top· ships KD							
Corner Table	36	36	17	50	8	LA3636CT	\$1,295
 <ul style="list-style-type: none">· maple veneer top· ships KD							

To Order, Specify:

- ① Model Number
- ② Wood Species - Beech (B) - chairs; Maple (M) - tables
- ③ Wood Finish
- ④ Optional Anti-Microbial Arm Cap - add \$88 list per arm cap
- ⑤ Optional Rubber Cushion Nylon Glides - no upcharge; chairs only
- ⑥ Optional Coordinating Wood Grain Laminate
Table Tops - no upcharge; tables only. Finishes with an asterisk (*) have a coordinating laminate available.

③ Wood Base Finish Options:

Maple			
CAG	Aged Ash Coordinate	CFO	Fossil Coordinate
CAL	Ale Light Coordinate	CGR	Graphite Coordinate
ALM	Ale Medium	HRV	Harvest*
AUB	Auburn	CHL	High Line Coordinate
BRL	Barley	CKC	Khaki Coordinate
CBE	Blonde Echo Coordinate	LGC	Legacy
CBO	Bourbon Light Coordinate	MCH	Mocha
BBM	Bourbon Medium	NTO	Night Owl*
CBZ	Brazilwood Coordinate	COA	Oatmeal Cookie Coordinate
CBG	Brighton Light Coordinate	CPI	Pinnacle Walnut Coordinate
BRM	Brighton Medium	PRL	Praline
BUT	Butterscotch	SAF	Saffron
CIN	Cinnamon	SIE	Sienna*
CLA	Classic	CST	Studio Teak Coordinate
CCF	Coffee Coordinate	TOF	Toffee
CLL	Collectors*	TRF	Truffle
CCR	Cremello Coordinate	VEN	Venetian
EAR	Earthy	CVI	Vintage Coordinate
ESP	Espresso	CWH	Walnut Heights Coordinate
FLX	Flax	CWE	Weathered Ash Coordinate
CFL	Florence Walnut Coordinate		

Specifications

- Wood species - Maple veneer (tables).
- Top core material is 1 1/8" thick with 45 lb. density industrial grade particle board.
- Face is wood veneer or .050 horizontal grade HPL.
- Backer is bonded to bottom side to ensure balanced construction.
- All tops have internal solid lumber bands with overlay laminate or veneer.

Mackey Order Check List:



Specify:

- ☐ 1. Model Number
- ☐ 2. Fabric Selection - vendor, pattern and color
- ☐ 3. Wood Species/Finish/Color
 - A. Maple (M) - no upcharge
 - B. White Oak (WO)- add \$91 list
- ☐ 4. Metal Frame Tier/Color:
 - A. Tier 1 - no upcharge
 - B. Tier 2 - add \$48 list
 - C. Tier 3 - add \$93 list
 - D. Tier 4 - add \$140 list

Example:

MY24C (model #)	MOMENTUM (fabric vendor)	VOX (pattern name)	MYSTIC (pattern color)	ALE (wood finish)	PEW (metal frame)
---------------------------	------------------------------------	------------------------------	----------------------------------	-----------------------------	-----------------------------

1. Model Number

2. Fabric Selection - Please supply the following:

Fabric vendor/Pattern name/Pattern color

[For a complete list of JSI Standard and Graded-In Textiles click here](#)

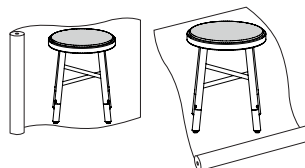
- Indicate direction of fabric - Railroaded or Up the Roll
- Please provide illustration, if available

All COM orders must include the following:

- Vendor's name, pattern name and color
- Sample of the fabric attached to order
- Model numbers of items for fabric application
- Special application instructions (e.g., all stripes will be applied front to back unless specified otherwise)
- Customer and purchase order number

Ship prepaid COM material to:
JSI
Attn: COM Dept
201 East Martin Street
Receiving B, Dock 71
Orleans, IN 47452

Application of fabric:
Railroaded Up the Roll



All COM orders will ship at standard lead time from receipt of COM except for orders requiring special custom matched finishes.

3. Wood Base/Color Options:

Maple (M)

CAG	Aged Ash Coordinate	CFO	Fossil Coordinate
CAL	Ale Light Coordinate	CGR	Graphite Coordinate
ALM	Ale Medium	HRV	Harvest
AUB	Auburn	CHL	High Line Coordinate
BRL	Barley	CKC	Khaki Coordinate
CBE	Blonde Echo Coordinate	LGC	Legacy
CBO	Bourbon Light Coordinate	MCH	Mocha
BBM	Bourbon Medium	NTO	Night Owl
CBZ	Brazilwood Coordinate	COA	Oatmeal Cookie Coordinate
CBG	Brighton Light Coordinate	CPI	Pinnacle Walnut Coordinate
BRM	Brighton Medium	PRL	Praline
BUT	Butterscotch	SAF	Saffron
CIN	Cinnamon	SIE	Sienna
CLA	Classic	CST	Studio Teak Coordinate
CCF	Coffee Coordinate	TOF	Toffee
CLL	Collectors	TRF	Truffle
CCR	Cremello Coordinate	VEN	Venetian
EAR	Earthy	CVI	Vintage Coordinate
ESP	Espresso	CWH	Walnut Heights Coordinate
FLX	Flax	CWE	Weathered Ash Coordinate
CFL	Florence Walnut Coordinate		

3. Wood Finish/Color: (cont)
White Oak (WO), add \$91 list

ACR	Acorn	POR	Porter
BUF	Buff	RYE	Rye
BUR	Burlap	SAD	Saddle
CHE	Chestnut	WWO	Whitewash
INK	Inkwell		

4. Metal Frame Tier/Color:

Tier 1:

MBK	Matte Black	RML	Raw
-----	-------------	-----	-----

Tier 2: add \$48 list

ASL	Arctic Silver	BWH	Bright White
PEW	Pewter	SNK	Soft Nickel

Tier 3: add \$93 list



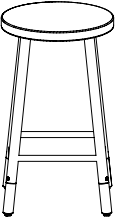
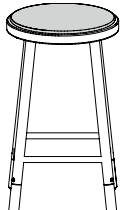


CAR	Carmine Red (RAL3002)	SPB	Sapphire Blue (RAL4007)
LGR	Leaf Green (RAL6002)	TBL	Traffic Blue (RAL5017)
PPV	Purple Violet (RAL4007)	ZYL	Zinc Yellow (RAL1018)
SIG	Signal Orange (RAL2010)		

Tier 4: add \$140 list

BRD	Beige Red (RAL3012)	SGR	Signal Green (RAL6032)
COP	Copper Brown (RAL8004)	SGY	Silk Grey (RAL7044)
HYL	Honey Yellow (RAL1005)	SKY	Sky Blue(RAL5015)
MTQ	Mint Turquoise (RAL6033)	TQP	Turquoise Pastel (RAL6034)
OGR	Olive Green (RAL6003)	TRD	Traffic Red (RAL3020)
QZG	Quartz Grey (RAL7039)	MHB	Mahogany Brown (RAL8016)
SAL	Salmon Orange (RAL2012)		

Specifications:

- Powder coat or raw metal frame.
- Metal stretcher rails.
- 1 1/4" solid maple or white oak seat.
- 4" solid maple or white oak foot with exposed bolts.
- 3/4" upholstered seat pad.
- Metal nail in glide.

Description	Model	Specifications	List Price Per Grade																								
Barstool	MY30A MY30C - Uph. Pad <ul style="list-style-type: none"> tiered pricing for metal finish options, see pg MY2 4" wood foot with exposed bolts metal stretcher rails on sides and front and back 	<table> <tr> <th>Dimensions</th><th>D</th><th>W</th><th>H</th></tr> <tr> <td>Overall</td><td>19 ½</td><td>19 ½</td><td>30</td></tr> <tr> <td>Seat</td><td>16</td><td>16</td><td>30</td></tr> <tr> <th>Upholstery</th><th colspan="3">Shipping</th></tr> <tr> <td>COM Ydg</td><td>½</td><td>Ctn Wt</td><td>17</td></tr> <tr> <td>COL Sq Ft</td><td>14</td><td>Cu Ft</td><td>12</td></tr> </table>	Dimensions	D	W	H	Overall	19 ½	19 ½	30	Seat	16	16	30	Upholstery	Shipping			COM Ydg	½	Ctn Wt	17	COL Sq Ft	14	Cu Ft	12	Wood Seat \$802 COM \$887 A \$894 B \$910 COL/C \$933 D \$965 E \$996 F \$1,045 G \$1,098 H \$1,154 I \$1,243 J \$1,348 L1 \$1,194 L2 \$1,277
Dimensions	D	W	H																								
Overall	19 ½	19 ½	30																								
Seat	16	16	30																								
Upholstery	Shipping																										
COM Ydg	½	Ctn Wt	17																								
COL Sq Ft	14	Cu Ft	12																								
 MY30A wood seat	 MY30C uph. seat pad																										
Counter Height Stool	MY24A MY24C - Uph. Pad <ul style="list-style-type: none"> tiered pricing for metal finish options, see pg MY2 4" wood foot with exposed bolts metal stretcher rails on sides and front and back 	<table> <tr> <th>Dimensions</th><th>D</th><th>W</th><th>H</th></tr> <tr> <td>Overall</td><td>19 ½</td><td>19 ½</td><td>24</td></tr> <tr> <td>Seat</td><td>16</td><td>16</td><td>24</td></tr> <tr> <th>Upholstery</th><th colspan="3">Shipping</th></tr> <tr> <td>COM Ydg</td><td>½</td><td>Ctn Wt</td><td>17</td></tr> <tr> <td>COL Sq Ft</td><td>14</td><td>Cu Ft</td><td>12</td></tr> </table>	Dimensions	D	W	H	Overall	19 ½	19 ½	24	Seat	16	16	24	Upholstery	Shipping			COM Ydg	½	Ctn Wt	17	COL Sq Ft	14	Cu Ft	12	Wood Seat \$802 COM \$887 A \$894 B \$910 COL/C \$933 D \$965 E \$996 F \$1,045 G \$1,098 H \$1,154 I \$1,243 J \$1,348 L1 \$1,194 L2 \$1,277
Dimensions	D	W	H																								
Overall	19 ½	19 ½	24																								
Seat	16	16	24																								
Upholstery	Shipping																										
COM Ydg	½	Ctn Wt	17																								
COL Sq Ft	14	Cu Ft	12																								
 MY24A wood seat	 MY24C uph. seat pad																										
Seated Height Stool	MY17A MY17C - Uph. Pad <ul style="list-style-type: none"> tiered pricing for metal finish options, see pg MY2 4" wood foot with exposed bolts cross rails 	<table> <tr> <th>Dimensions</th><th>D</th><th>W</th><th>H</th></tr> <tr> <td>Overall</td><td>19 ½</td><td>19 ½</td><td>17</td></tr> <tr> <td>Seat</td><td>16</td><td>16</td><td>17</td></tr> <tr> <th>Upholstery</th><th colspan="3">Shipping</th></tr> <tr> <td>COM Ydg</td><td>½</td><td>Ctn Wt</td><td>17</td></tr> <tr> <td>COL Sq Ft</td><td>14</td><td>Cu Ft</td><td>12</td></tr> </table>	Dimensions	D	W	H	Overall	19 ½	19 ½	17	Seat	16	16	17	Upholstery	Shipping			COM Ydg	½	Ctn Wt	17	COL Sq Ft	14	Cu Ft	12	Wood Seat \$775 COM \$865 A \$871 B \$885 COL/C \$911 D \$941 E \$974 F \$1,023 G \$1,075 H \$1,132 I \$1,220 J \$1,326 L1 \$1,170 L2 \$1,254
Dimensions	D	W	H																								
Overall	19 ½	19 ½	17																								
Seat	16	16	17																								
Upholstery	Shipping																										
COM Ydg	½	Ctn Wt	17																								
COL Sq Ft	14	Cu Ft	12																								
 MY17A wood seat	 MY17C uph. seat pad																										

To Order, Specify:

- Model Number
- Fabric Selection - vendor, pattern and color
- Wood Species/Finish/Color
- Metal Frame Tier/Color

- Visit www.jsifurniture.com/finishes-and-materials/textiles for our textiles program. See selection of standard and graded in manufacturers and patterns.

- Wood Species/Finish/Color**
Maple (M), standard
White Oak (WO), add \$91 list

3 Wood Finish/Color Options:

Maple (M)		
CAG Aged Ash Coordinate	CFO Fossil Coordinate	
CAL Ale Light Coordinate	CGR Graphite Coordinate	
ALM Ale Medium	HRV Harvest	
AUB Auburn	CHL High Line Coordinate	
BRL Barley	CKC Khaki Coordinate	
CBE Blonde Echo Coordinate	LGC Legacy	
CBO Bourbon Light Coordinate	MCH Mocha	
BBM Bourbon Medium	NTO Night Owl	
CBZ Brazilwood Coordinate	COA Oatmeal Cookie Coordinate	
CBG Brighton Light Coordinate	CPI Pinnacle Walnut Coordinate	
BRM Brighton Medium	PRL Praline	
BUT Butterscotch	SAF Saffron	
CIN Cinnamon	SIE Sienna	
CLA Classic	CST Studio Teak Coordinate	
CCF Coffee Coordinate	TOF Toffee	
CLL Collectors	TRF Truffle	
CCR Cremello Coordinate	VEN Venetian	
EAR Earthy	CVI Vintage Coordinate	
ESP Espresso	CWH Walnut Heights Coordinate	
FLX Flax	CWE Weathered Ash Coordinate	
CFL Florence Walnut Coordinate		

White Oak (WO), add \$91 list

ACR Acorn	POR Porter
BUF Buff	RYE Rye
BUR Burlap	SAD Saddle
CHE Chestnut	WWO Whitewash
INK Inkwell	

4 Metal Base Finish Options:

Tier 1:	Tier 2: Add \$48 list	
MBK Matte Black	ASL Arctic Silver	PEW Pewter
RML Raw	BWH Bright White	SNK Soft Nickel
Tier 3: Add \$93 list	Tier 4: Add \$140 list	
CAR Carmine Red	SGR Signal Green	
LGR Leaf Green	SGY Silk Grey	
PPB Purple Violet	TQP Turquoise Pastel	
SIG Signal Orange	TRD Traffic Red	
SPB Sapphire Blue	MHB Mahogany Brown	
TBL Traffic Blue		
ZYL Zinc Yellow		

Madison Order Check List:



Specify:

☐ 1. Model Number

☐ 2. Wood Species - Maple (M)

☐ 3. Wood Base/Arm Detail Finish

☐ 4. Fabric Selection - vendor, pattern and color

☐ 5. Optional Black Pneumatic or Mechanical Jury Base - add \$198 list; wood base standard

☐ 6. Optional Knee-Tilt - add \$135 list

☐ 7. Optional Black Antique Trim Nails - no upcharge
(Replaces standard antique brass trim nails)

☐ 6. Optional Plastic Bumper Guard - add \$24 list

Example:

MA1500F	M	AUB	MOMENTUM	VOX	MYSTIC
(model #)	(wood species)	(finish)	(fabric vendor)	(pattern name)	(pattern color)
		wood base/arm detail			

1. Model Number

2. Wood Species - Maple (M)

3. Wood Base/Arm Detail Finish Options:

CAG Aged Ash Coordinate	CFO Fossil Coordinate
CAL Ale Light Coordinate	CGR Graphite Coordinate
ALM Ale Medium	HRV Harvest
AUB Auburn	CHL High Line Coordinate
BRL Barley	CKC Khaki Coordinate
CBE Blonde Echo Coordinate	LGC Legacy
CBO Bourbon Light Coordinate	MCH Mocha
BBM Bourbon Medium	NTO Night Owl
CBZ Brazilwood Coordinate	COA Oatmeal Cookie Coordinate
CBG Brighton Light Coordinate	CPI Pinnacle Walnut Coordinate
BRM Brighton Medium	PRL Praline
BUT Butterscotch	SAF Saffron
CIN Cinnamon	SIE Sienna
CLA Classic	CST Studio Teak Coordinate
CCF Coffee Coordinate	TOF Toffee
CLL Collectors	TRF Truffle
CCR Cremello Coordinate	VEN Venetian
EAR Earthy	CVI Vintage Coordinate
ESP Espresso	CWH Walnut Heights Coordinate
FLX Flax	CWE Weathered Ash Coordinate
CFL Florence Walnut Coordinate	

4. Fabric Selection - Please supply the following:
Fabric vendor/Pattern name/Pattern color

[For a complete list of JSI Standard and Graded-In Textiles click here](#)

When specifying contrasting upholstery, indicate clearly which upholstery is to be applied to the seat, back and arms. Use higher grade pricing.

- Indicate direction of fabric - Railroaded or Up the Roll
- Please provide illustration, if available

All COM orders must include the following:

- Vendor's name, pattern name and color
- Sample of the fabric attached to order
- Model numbers of items for fabric application
- Special application instructions (e.g., all stripes will be applied front to back unless specified otherwise)
- Customer and purchase order number

Ship prepaid COM material to:

JSI

Attn: COM Dept


201 East Martin Street

Receiving B, Dock 71


Orleans, IN 47452

Application of fabric:

Railroaded




Up the Roll

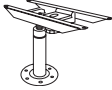


All COM orders will ship at standard lead time from receipt of COM except for orders requiring special custom matched finishes.

5. Base Black Jury Base - add \$198 list



Pneumatic lift- NOT self-centering - Standard







Mechanical self-centering lift - MUST BE SPECIFIED

6. Optional Knee-Tilt - add \$135 list

7. Optional Black Antique Trim Nails - no upcharge
(Replaces standard antique brass trim nails)

8. Optional Plastic Bumper Guard - add \$24 list

MA2 MADISON

Description	① Model	Specifications	List Price Per Grade
Executive Swivel 	MA1530F · plain seat and back · upholstered arm rest · overall height range is 40 ½ – 44 · seat height range is 19 – 22 ½ · arm height range is 25 ½ – 29 · jury base not available on JSI Quickship program	Dimensions	COM \$1,720
		Overall 25 26 ½ 44	A \$1,747
		Seat 18 ½ 21 ½ 22 ½	B \$1,810
		Arm 29	COL/C \$1,918
		Upholstery	D \$2,053
		Shipping	E \$2,189
		COM Ydg 2 ½ Ctn Wt 58	F \$2,333
		COL Sq Ft 45 Cu Ft 15	G \$2,541
			H \$2,758
			I \$3,101
Executive Swivel with Trim Nails 	MA1530J · plain seat and back · Antique Brass trim nails · upholstered arm rest · overall height range is 40 ½ – 44 · seat height range is 19 – 22 ½ · arm height range is 25 ½ – 29 · jury base not available on JSI Quickship program	Dimensions	COM \$1,866
		Overall 25 26 ½ 44	A \$1,897
		Seat 18 ½ 21 ½ 22 ½	B \$1,957
		Arm 29	COL/C \$2,065
		Upholstery	D \$2,201
		Shipping	E \$2,339
		COM Ydg 2 ½ Ctn Wt 58	F \$2,482
		COL Sq Ft 45 Cu Ft 15	G \$2,688
			H \$2,906
			I \$3,248
Executive Swivel 	MA1500G · fold tufted back · plain seat · upholstered arm cap · overall height range is 40 ½ – 44 · seat height range is 19 – 22 ½ · arm height range is 25 ½ – 29 · jury base not available on JSI Quickship program	Dimensions	COM \$1,738
		Overall 25 26 ½ 44	A \$1,774
		Seat 18 ½ 21 ½ 22 ½	B \$1,847
		Arm 29	COL/C \$1,977
		Upholstery	D \$2,142
		Shipping	E \$2,304
		COM Ydg 3 Ctn Wt 58	F \$2,478
		COL Sq Ft 54 Cu Ft 15	G \$2,725
			H \$2,986
			I \$3,397
Executive Swivel with Trim Nails 	MA1500K · fold tufted back · plain seat · upholstered arm cap · Antique Brass trim nails · overall height range is 40 ½ – 44 · seat height range is 19 – 22 ½ · arm height range is 25 ½ – 29 · jury base not available on JSI Quickship program	Dimensions	COM \$1,863
		Overall 25 26 ½ 44	A \$1,899
		Seat 18 ½ 21 ½ 22 ½	B \$1,972
		Arm 29	COL/C \$2,101
		Upholstery	D \$2,265
		Shipping	E \$2,430
		COM Ydg 3 Ctn Wt 58	F \$2,601
		COL Sq Ft 54 Cu Ft 15	G \$2,848
			H \$3,110
			I \$3,522

Madison Order Check List:



Specify:

- ☐ 1. Model Number
- ☐ 2. Wood Species - Maple (M)
- ☐ 3. Wood Leg/Arm Detail Finish
- ☐ 4. Fabric Selection - vendor, pattern and color
- ☐ 5. Optional Black Antique Trim Nails - no upcharge
(Replaces standard antique brass trim nails)
- ☐ 6. Optional Casters - add \$120 list; specify color
- ☐ 7. Optional Rubber Cushion Nylon Glides - no upcharge

Example:

MA1501F	M	AUB	MOMENTUM	VOX	MYSTIC
(model #)	(wood species)	(finish)	(fabric vendor)	(pattern name)	(pattern color)
		wood leg/arm detail			

1. Model Number

2. Wood Species - Maple (M)

3. Wood Leg/Arm Detail Finish Options:

CAG Aged Ash Coordinate	CFO Fossil Coordinate
CAL Ale Light Coordinate	CGR Graphite Coordinate
ALM Ale Medium	HRV Harvest
AUB Auburn	CHL High Line Coordinate
BRL Barley	CKC Khaki Coordinate
CBE Blonde Echo Coordinate	LGC Legacy
CBO Bourbon Light Coordinate	MCH Mocha
BBM Bourbon Medium	NTO Night Owl
CBZ Brazilwood Coordinate	COA Oatmeal Cookie Coordinate
CBG Brighton Light Coordinate	CPI Pinnacle Walnut Coordinate
BRM Brighton Medium	PRL Praline
BUT Butterscotch	SAF Saffron
CIN Cinnamon	SIE Sienna
CLA Classic	CST Studio Teak Coordinate
CCF Coffee Coordinate	TOF Toffee
CLL Collectors	TRF Truffle
CCR Cremello Coordinate	VEN Venetian
EAR Earthy	CVI Vintage Coordinate
ESP Espresso	CWH Walnut Heights Coordinate
FLX Flax	CWE Weathered Ash Coordinate
CFL Florence Walnut Coordinate	

4. Fabric Selection - Please supply the following:

Fabric vendor/Pattern name/Pattern color

For a complete list of JSI Standard and Graded-In Textiles click here

When specifying contrasting upholstery, indicate clearly which upholstery is to be applied to the seat, back and arms. Use higher grade pricing.


- Indicate direction of fabric - Railroaded or Up the Roll
- Please provide illustration, if available

All COM orders must include the following:

- Vendor's name, pattern name and color
- Sample of the fabric attached to order
- Model numbers of items for fabric application
- Special application instructions (e.g., all stripes will be applied front to back unless specified otherwise)
- Customer and purchase order number

Ship prepaid COM material to:
JSI
Attn: COM Dept
201 East Martin Street
Receiving B, Dock 71
Orleans, IN 47452

Application of fabric:
Railroaded Up the Roll







All COM orders will ship at standard lead time from receipt of COM except for orders requiring special custom matched finishes.

5. Optional Black Antique Trim Nails - no upcharge
(Replaces standard antique brass trim nails)

6. Optional Casters - add \$120 list; specify color.

- Color:
- Black
 - Antique Brass

7. Optional Rubber Cushion Nylon Glides - no upcharge

Description	1 Model	Specifications	List Price Per Grade
Guest Chair 	MA1533G · fold tufted back · plain seat · armless	Dimensions	COM \$1,238
		Overall	A \$1,266
		Seat	B \$1,321
		Upholstery	COL/C \$1,419
		Shipping	D \$1,541
		COM Ydg	E \$1,663
		COL Sq Ft	F \$1,795
			G \$1,978
			H \$2,174
			I \$2,483
Guest Chair with Trim Nails 	MA1533K · fold tufted back · plain seat · armless · Antique Brass trim nails	Dimensions	COM \$1,367
		Overall	A \$1,394
		Seat	B \$1,449
		Upholstery	COL/C \$1,547
		Shipping	D \$1,667
		COM Ydg	E \$1,793
		COL Sq Ft	F \$1,923
			G \$2,107
			H \$2,303
			I \$2,612
Guest Chair 	MA1561F · plain seat and back	Dimensions	COM \$861
		Overall	A \$883
		Seat	B \$931
		Arm	COL/C \$1,019
		Upholstery	D \$1,130
		Shipping	E \$1,237
		COM Ydg	F \$1,352
		COL Sq Ft	G \$1,517
			H \$1,693
			I \$1,967
Guest Chair with Trim Nails 	MA1561J · plain seat and back · Antique Brass trim nails	Dimensions	COM \$933
		Overall	A \$960
		Seat	B \$1,009
		Arm	COL/C \$1,096
		Upholstery	D \$1,203
		Shipping	E \$1,312
		COM Ydg	F \$1,428
		COL Sq Ft	G \$1,591
			H \$1,766
			I \$2,041

Melrose Order Check List:



Specify:

☐ 1. Model Number

☐ 2. Wood Species - Red Oak (RO) or Maple (M)

☐ 3. Wood Finish/Paint Color

☐ 4. Fabric Selection - vendor, pattern and color

☐ 5. Optional FRONT LEG Casters - add \$64 list; specify seat height
NOT AVAILABLE on BARSTOOLS

☐ 6. Optional Rubber Cushion Nylon Glides - no upcharge

Example:

383FC	RO	HEN	MOMENTUM	VOX	MYSTIC
(model #)	(wood species)	(finish)	(fabric vendor)	(pattern name)	(pattern color)

1. Model Number

2. Wood Species - Red Oak (RO) or Maple (M)

3. Wood Finish/Color Options:

Red Oak	
BRW	Brownie
CAN	Canyon
CIT	Citron
DES	Desert
Maple	
CAG	Aged Ash Coordinate
CAL	Ale Light Coordinate
ALM	Ale Medium
AUB	Auburn
BRL	Barley
CBE	Blonde Echo Coordinate
CBO	Bourbon Light Coordinate
BBM	Bourbon Medium
CBZ	Brazilwood Coordinate
CBG	Brighton Light Coordinate
BRM	Brighton Medium
BUT	Butterscotch
CIN	Cinnamon
CLA	Classic
CCF	Coffee Coordinate
CLL	Collectors
CCR	Cremello Coordinate
EAR	Earthy
ESP	Espresso
FLX	Flax
CFL	Florence Walnut Coordinate

Paint Color - Add \$43 list per item

BKD	Backdrop	GRV	Greek Villa
BFX	Black Fox	GLF	Gulf Stream
BWH	Bright White	HTB	Heartthrob
CGP	Cargo Pants	NET	Network Gray
CHT	Chatroom	NWH	Nonchalant White
DSY	Daisy	PAR	Paradise
DRG	Daring	QXP	Quixotic Plum
DYN	Dynamo	RBZ	Relic Bronze
ENG	Enigma	SND	Sandbank
FRR	French Roast	STM	Storm
GBY	Georgian Bay	TRC	Tricorn Black

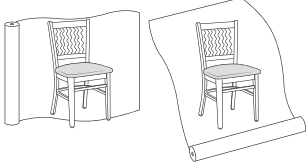
4. Fabric Selection - Please supply the following:
Fabric vendor/Pattern name/Pattern color

[For a complete list of JSI Standard and Graded-In Textiles click here](#)





- All COM orders must include the following:
- Vendor's name, pattern name and color
 - Sample of the fabric attached to order
 - Model numbers of items for fabric application
 - Special application instructions (e.g., all stripes will be applied front to back unless specified otherwise)
 - Customer and purchase order number

Ship prepaid COM material to:
JSI
Attn: COM Dept
201 East Martin Street
Receiving B, Dock 71
Orleans, IN 47452

Application of fabric:
Railroaded Up the Roll



All COM orders will ship at standard lead time from receipt of COM except for orders requiring special custom matched finishes.

Description		① Model	Specifications				List Price Per Grade	
Armless		383GA All Wood 383GC Uph. Seat <ul style="list-style-type: none">horizontal slat backoptional front leg casters available - add \$64 list for set of 2 casters	Dimensions	D	W	H	All Wood	\$502
	Overall		19 ½	18 ¼	35	COM	\$558	
			Seat	16	18 ¼	18 ¼	A	\$575
	383GA all wood		Upholstery		Shipping		B	\$594
	383GC uph. seat		COM Ydg	¾	Ctn Wt	28	COL/C	\$628
			COL Sq Ft	9	Cu Ft	9	D	\$670
							E	\$713
							F	\$759
							G	\$821
							H	\$890
							I	\$998
							J	\$1,125
							L1	\$837
							L2	\$903
Barstool		388GA All Wood 388GC Uph. Seat <ul style="list-style-type: none">horizontal slat backcasters not availablestandard with brass scuff plate, also available in polished aluminum or matte black	Dimensions	D	W	H	All Wood	\$590
	Overall		19 ½	18 ¼	47	COM	\$641	
			Seat	16	18 ¼	30	A	\$663
	388GA all wood		Upholstery		Shipping		B	\$681
	388GC uph. seat		COM Ydg	¾	Ctn Wt	30	COL/C	\$716
			COL Sq Ft	9	Cu Ft	13	D	\$756
							E	\$800
							F	\$844
							G	\$908
							H	\$978
							I	\$1,085
							J	\$1,211
							L1	\$923
							L2	\$992

To Order, Specify:

- Model Number
- Wood Species - Red Oak (RO) or Maple (M)
- Wood Finish/Color
- Fabric Selection - vendor, pattern and color
- Optional FRONT LEG Casters - add \$64 list; specify seat height. **NOT AVAILABLE on BARSTOOLS**
- Optional Rubber Cushion Nylon Glides - no upcharge

3 Wood Finish/Color Options:

Red Oak			
BRW	Brownie	ECU	Ecru
CAN	Canyon	HEN	Henna
CIT	Citron	HNY	Honey
DES	Desert	NUT	Nut Brown
Maple			
CAG	Aged Ash Coordinate	CFO	Fossil Coordinate
CAL	Ale Light Coordinate	CGR	Graphite Coordinate
ALM	Ale Medium	HRV	Harvest
AUB	Auburn	CHL	High Line Coordinate
BRL	Barley	CKC	Khaki Coordinate
CBE	Blonde Echo Coordinate	LGC	Legacy
CBO	Bourbon Light Coordinate	MCH	Mocha
BBM	Bourbon Medium	NTD	Night Owl
CBZ	Brazilwood Coordinate	COA	Oatmeal Cookie Coordinate
CBG	Brighton Light Coordinate	CPI	Pinnacle Walnut Coordinate
BRM	Brighton Medium	PRL	Praline
BUT	Butterscotch	SAF	Saffron
CIN	Cinnamon	SIE	Sienna
CLA	Classic	CST	Studio Teak Coordinate
CCF	Coffee Coordinate	TOF	Toffee
CLL	Collectors	TRF	Truffle
CCR	Cremello Coordinate	VEN	Venetian
EAR	Earthy	CVI	Vintage Coordinate
ESP	Espresso	CWH	Walnut Heights Coordinate
FLX	Flax	CWE	Weathered Ash Coordinate
CFL	Florence Walnut Coordinate		





Paint Color - Add \$43 list per item



BKD	Backdrop	GRV	Greek Villa
BFX	Black Fox	GLF	Gulf Stream
BWH	Bright White	HTB	Hearthrob
CGP	Cargo Pants	NET	Network Gray
CHT	Chatroom	NWH	Nonchalant White
DSY	Daisy	PAR	Paradise
DRG	Daring	QXP	Quixotic Plum
DYN	Dynamo	RBZ	Relic Bronze
ENG	Enigma	SND	Sandbank
FRR	French Roast	STM	Storm
GBY	Georgian Bay	TRC	Tricorn Black

- 4 Visit www.jsifurniture.com/finishes-and-materials/textiles for our textiles program. See selection of standard and graded in manufacturers and patterns.


Specifications

- Wood species - Red Oak or Maple.
- Seat is upholstered with 1 1/2" high density polyurethane foam.
- Mortise and tenon construction with corner blocks, glue and screws.
- Standard with rubber cushion metal glides.


Description	① Model	Specifications	List Price Per Grade
Armless 	383HB Uph. Back/Wood Seat · optional front leg casters available - add \$64 list for set of 2 casters · when using contrasting upholstery, indicate application and use higher grade pricing	Dimensions	COM \$582
		Overall 19 ½ 18 ¼ 35	A \$598
		Seat 16 18 ¼ 18 ¼	B \$612
		Upholstery	COL/C \$633
		Shipping	D \$663
		COM Ydg ½ Ctn Wt 28	E \$690
		COL Sq Ft 6 Cu Ft 9	F \$720
			G \$764
			H \$809
			I \$880
			J \$964
			L1 \$772
			L2 \$818
Armless 	383HD Uph. Seat/Back · optional front leg casters available - add \$64 list for set of 2 casters · back is upholstered with ¾ of high density polyurethane · when using contrasting upholstery, indicate application and use higher grade pricing	Dimensions	COM \$644
		Overall 19 ½ 18 ¼ 35	A \$668
		Seat 16 18 ¼ 18 ¼	B \$695
		Upholstery	COL/C \$741
		Shipping	D \$795
		COM Ydg 1 Ctn Wt 28	E \$851
		COL Sq Ft 12 Cu Ft 9	F \$911
			G \$998
			H \$1,089
			I \$1,232
			J \$1,400
			L1 \$1,016
			L2 \$1,107
Barstool 	388HB Uph. Back/Wood Seat · casters not available · when using contrasting upholstery, indicate application and use higher grade pricing · standard with brass scuff plate, also available in polished aluminum or matte black	Dimensions	COM \$668
		Overall 19 ½ 18 ¼ 47	A \$686
		Seat 16 18 ¼ 30	B \$698
		Upholstery	COL/C \$720
		Shipping	D \$749
		COM Ydg ½ Ctn Wt 30	E \$777
		COL Sq Ft 6 Cu Ft 13	F \$808
			G \$849
			H \$896
			I \$965
			J \$1,053
			L1 \$857
			L2 \$904
Barstool 	388HD Uph. Seat/Back · casters not available · back is upholstered with ¾ of high density polyurethane · when using contrasting upholstery, indicate application and use higher grade pricing · standard with brass scuff plate, also available in polished aluminum or matte black	Dimensions	COM \$731
		Overall 19 ½ 18 ¼ 47	A \$755
		Seat 16 18 ¼ 30	B \$782
		Upholstery	COL/C \$824
		Shipping	D \$882
		COM Ydg 1 Ctn Wt 30	E \$940
		COL Sq Ft 12 Cu Ft 13	F \$999
			G \$1,085
			H \$1,178
			I \$1,318
			J \$1,487
			L1 \$1,101
			L2 \$1,192

Description		① Model	Specifications			List Price Per Grade	
Armless		383IA All Wood	Dimensions	D	W	H	All Wood \$502
		383IC Uph. Seat · vertical slat back · optional front leg casters available - add \$64 list for set of 2 casters	Overall	19 ½	18 ¼	35	COM \$558
			Seat	16	18 ¼	18 ¼	A \$575
			Upholstery	Shipping			B \$594
			COM Ydg	¾	Ctn Wt	28	COL/C \$628
			COL Sq Ft	9	Cu Ft	9	D \$670
							E \$713
							F \$759
							G \$821
							H \$890
							I \$998
							J \$1,125
							L1 \$837
							L2 \$903

Barstool



388IA
all wood



388IC
uph. seat

388IA All Wood

388IC Uph. Seat

· vertical slat back

· casters not available

· standard with brass scuff plate, also available in polished aluminum or matte black

Dimensions	D	W	H
Overall	19 ½	18 ¼	47
Seat	16	18 ¼	30
Upholstery	Shipping		
COM Ydg	¾	Ctn Wt	30
COL Sq Ft	9	Cu Ft	13

All Wood \$590

COM \$641

A \$663

B \$681

COL/C \$716

D \$756

E \$800

F \$844

G \$908

H \$978

I \$1,085

J \$1,211

L1 \$923

L2 \$992

To Order, Specify:

- ① Model Number
- ② Wood Species - Red Oak (RO) or Maple (M)
- ③ Wood Finish/Color
- ④ Fabric Selection - vendor, pattern and color
- ⑤ Optional FRONT LEG Casters - add \$64 list; specify seat height. **NOT AVAILABLE on BARSTOOLS**
- ⑥ Optional Rubber Cushion Nylon Glides - no upcharge

③ Wood Finish/Color Options:

Red Oak			
BRW	Brownie	ECU	Ecru
CAN	Canyon	HEN	Henna
CIT	Citron	HNY	Honey
DES	Desert	NUT	Nut Brown
Maple			
CAG	Aged Ash Coordinate	CFO	Fossil Coordinate
CAL	Ale Light Coordinate	CGR	Graphite Coordinate
ALM	Ale Medium	HRV	Harvest
AUB	Auburn	CHL	High Line Coordinate
BRL	Barley	CKC	Khaki Coordinate
CBE	Blonde Echo Coordinate	LGC	Legacy
CBO	Bourbon Light Coordinate	MCH	Mocha
BBM	Bourbon Medium	NTD	Night Owl
CBZ	Brazilwood Coordinate	COA	Oatmeal Cookie Coordinate
CBG	Brighton Light Coordinate	CPI	Pinnacle Walnut Coordinate
BRM	Brighton Medium	PRL	Praline
BUT	Butterscotch	SAF	Saffron
CIN	Cinnamon	SIE	Sienna
CLA	Classic	CST	Studio Teak Coordinate
CCF	Coffee Coordinate	TOF	Toffee
CLL	Collectors	TRF	Truffle
CCR	Cremello Coordinate	VEN	Venetian
EAR	Earthy	CVI	Vintage Coordinate
ESP	Espresso	CWH	Walnut Heights Coordinate
FLX	Flax	CWE	Weathered Ash Coordinate
CFL	Florence Walnut Coordinate		


Paint Color - Add \$43 list per item


BKD	Backdrop	GRV	Greek Villa
BFX	Black Fox	GLF	Gulf Stream
BWH	Bright White	HTB	Hearthrob
CGP	Cargo Pants	NET	Network Gray
CHT	Chatroom	NWH	Nonchalant White
DSY	Daisy	PAR	Paradise
DRG	Daring	QXP	Quixotic Plum
DYN	Dynamo	RBZ	Relic Bronze
ENG	Enigma	SND	Sandbank
FRR	French Roast	STM	Storm
GBY	Georgian Bay	TRC	Tricorn Black

- ④ Visit www.jsifurniture.com/finishes-and-materials/textiles for our textiles program. See selection of standard and graded in manufacturers and patterns.

Specifications

- Wood species - Red Oak or Maple.
- Seat is upholstered with 1 ½" high density polyurethane foam.
- Mortise and tenon construction with corner blocks, glue and screws.
- Standard with rubber cushion metal glides.

Description	① Model	Specifications			List Price Per Grade	
<div>Armless</div> <div></div> <div><div>383KA</div><div>all wood</div><div>383KC</div><div>uph. seat</div></div>	383KA All Wood	Dimensions	D	W	H	All Wood \$502
	383KC Uph. Seat	Overall	19 ½	18 ¼	35	COM \$558
	· horizontal slat back	Seat	16	18 ¼	18 ¼	A \$575
	· optional front leg casters	Upholstery	Shipping			B \$594
	available - add \$64 list for set of	COM Ydg	¾	Ctn Wt	28	COL/C \$628
	2 casters	COL Sq Ft	9	Cu Ft	9	D \$670
						E \$713
						F \$759
						G \$821
						H \$890
					I \$998	
					J \$1,125	
					L1 \$837	
					L2 \$903	

Barstool		388KA All Wood 388KC Uph. Seat <ul style="list-style-type: none">· horizontal slat back· casters not available· standard with brass scuff plate, also available in polished aluminum or matte black	<table><tr><th>Dimensions</th><th>D</th><th>W</th><th>H</th></tr><tr><td>Overall</td><td>19 ½</td><td>18 ¼</td><td>47</td></tr><tr><td>Seat</td><td>16</td><td>18 ¼</td><td>30</td></tr></table>			Dimensions	D	W	H	Overall	19 ½	18 ¼	47	Seat	16	18 ¼	30	<table><tr><th>Upholstery</th><th>Shipping</th></tr><tr><td>COM Ydg ¾</td><td>Ctn Wt 30</td></tr><tr><td>COL Sq Ft 9</td><td>Cu Ft 13</td></tr></table>	Upholstery	Shipping	COM Ydg ¾	Ctn Wt 30	COL Sq Ft 9	Cu Ft 13	<table><tr><td>All Wood</td><td>\$590</td></tr><tr><td>COM</td><td>\$641</td></tr><tr><td>A</td><td>\$663</td></tr><tr><td>B</td><td>\$681</td></tr><tr><td>COL/C</td><td>\$716</td></tr><tr><td>D</td><td>\$756</td></tr><tr><td>E</td><td>\$800</td></tr><tr><td>F</td><td>\$844</td></tr><tr><td>G</td><td>\$908</td></tr><tr><td>H</td><td>\$978</td></tr><tr><td>I</td><td>\$1,085</td></tr><tr><td>J</td><td>\$1,211</td></tr><tr><td>L1</td><td>\$923</td></tr><tr><td>L2</td><td>\$992</td></tr></table>	All Wood	\$590	COM	\$641	A	\$663	B	\$681	COL/C	\$716	D	\$756	E	\$800	F	\$844	G	\$908	H	\$978	I	\$1,085	J	\$1,211	L1	\$923	L2	\$992
			Dimensions	D	W	H																																															
Overall	19 ½	18 ¼	47																																																		
Seat	16	18 ¼	30																																																		
Upholstery	Shipping																																																				
COM Ydg ¾	Ctn Wt 30																																																				
COL Sq Ft 9	Cu Ft 13																																																				
All Wood	\$590																																																				
COM	\$641																																																				
A	\$663																																																				
B	\$681																																																				
COL/C	\$716																																																				
D	\$756																																																				
E	\$800																																																				
F	\$844																																																				
G	\$908																																																				
H	\$978																																																				
I	\$1,085																																																				
J	\$1,211																																																				
L1	\$923																																																				
L2	\$992																																																				
388KA all wood	388KC uph. seat																																																				

To Order, Specify:

- ① Model Number
- ② Wood Species - Red Oak (RO) or Maple (M)
- ③ Wood Finish/Color
- ④ Fabric Selection - vendor, pattern and color
- ⑤ Optional FRONT LEG Casters - add \$64 list; specify seat height. **NOT AVAILABLE on BARSTOOLS**
- ⑥ Optional Rubber Cushion Nylon Glides - no upcharge

③ Wood Finish/Color Options:

Red Oak	
BRW Brownie	ECU Ecru
CAN Canyon	HEN Henna
CIT Citron	HNY Honey
DES Desert	NUT Nut Brown
Maple	
CAG Aged Ash Coordinate	CFO Fossil Coordinate
CAL Ale Light Coordinate	CGR Graphite Coordinate
ALM Ale Medium	HRV Harvest
AUB Auburn	CHL High Line Coordinate
BRL Barley	CKC Khaki Coordinate
CBE Blonde Echo Coordinate	LGC Legacy
CBO Bourbon Light Coordinate	MCH Mocha
BBM Bourbon Medium	NTD Night Owl
CBZ Brazilwood Coordinate	COA Oatmeal Cookie Coordinate
CBG Brighton Light Coordinate	CPI Pinnacle Walnut Coordinate
BRM Brighton Medium	PRL Praline
BUT Butterscotch	SAF Saffron
CIN Cinnamon	SIE Sienna
CLA Classic	CST Studio Teak Coordinate
CCF Coffee Coordinate	TOF Toffee
CLL Collectors	TRF Truffle
CCR Cremello Coordinate	VEN Venetian
EAR Earthy	CVI Vintage Coordinate
ESP Espresso	CWH Walnut Heights Coordinate
FLX Flax	CWE Weathered Ash Coordinate
CFL Florence Walnut Coordinate	

Paint Color - Add \$43 list per item

BKD Backdrop	GRV Greek Villa
BFX Black Fox	GLF Gulf Stream
BWH Bright White	HTB Heartthrob
CGP Cargo Pants	NET Network Gray
CHT Chatroom	NWH Nonchalant White
DSY Daisy	PAR Paradise
DRG Daring	QXP Quixotic Plum
DYN Dynamo	RBZ Relic Bronze
ENG Enigma	SND Sandbank
FRR French Roast	STM Storm
GBY Georgian Bay	TRC Tricorn Black

- ④ Visit www.jsifurniture.com/finishes-and-materials/textiles for our textiles program. See selection of standard and graded in manufacturers and patterns.

Specifications

- Wood species - Red Oak or Maple.
- Seat is upholstered with 1 ½" high density polyurethane foam.
- Mortise and tenon construction with corner blocks, glue and screws.
- Standard with rubber cushion metal glides.

Millie Order Check List:



- Specify:
- ☐ 1. Model Number
 - ☐ 2. Wood Species - Maple (M)
 - ☐ 3. Wood Finish
 - ☐ 4. Fabric Selection - vendor, pattern and color
 - ☐ 5. Optional Rubber Cushion Nylon Glides - no upcharge

Example:

MI853D	M	AUB	MOMENTUM	VOX	MYSTIC
(model #)	(wood species)	(finish)	(fabric vendor)	(pattern name)	(pattern color)

1. Model Number

2. Wood Species - Maple (M)

3. Finish Options:


Maple Finish			
CAG	Aged Ash Coordinate	CFO	Fossil Coordinate
CAL	Ale Light Coordinate	CGR	Graphite Coordinate
ALM	Ale Medium	HRV	Harvest
AUB	Auburn	CHL	High Line Coordinate
BRL	Barley	CKC	Khaki Coordinate
CBE	Blonde Echo Coordinate	LGC	Legacy
CBO	Bourbon Light Coordinate	MCH	Mocha
BBM	Bourbon Medium	NTO	Night Owl
CBZ	Brazilwood Coordinate	COA	Oatmeal Cookie Coordinate
CBG	Brighton Light Coordinate	CPI	Pinnacle Walnut Coordinate
BRM	Brighton Medium	PRL	Praline
BUT	Butterscotch	SAF	Saffron
CIN	Cinnamon	SIE	Sienna
CLA	Classic	CST	Studio Teak Coordinate
CCF	Coffee Coordinate	TOF	Toffee
CLL	Collectors	TRF	Truffle
CCR	Cremello Coordinate	VEN	Venetian
EAR	Earthy	CVI	Vintage Coordinate
ESP	Espresso	CWH	Walnut Heights Coordinate
FLX	Flax	CWE	Weathered Ash Coordinate
CFL	Florence Walnut Coordinate		

All COM orders must include the following:


- Vendor's name, pattern name and color
- Sample of the fabric attached to the order
- Model numbers of items for fabric application
- Special application instructions (e.g., all stripes will be applied front to back unless specified otherwise)
- Customer and purchase order number

Ship prepaid COM material to:
JSI
Attn: COM Dept
201 East Martin Street
Receiving B, Dock 71
Orleans, IN 47452

Application of fabrics:



Railroaded



Up the Roll

4. Fabric Selection - Please supply the following:


Fabric vendor/Pattern name/Pattern color

[For a complete list of JSI Standard and Graded-In Textiles click here](#)

- Indicate direction of fabric - Railroaded or Up the Roll
- Please provide illustration, if available

All COM orders will ship at standard lead time from receipt of COM except for orders requiring special custom matched finishes.

5. Optional Rubber Cushion Nylon Glides - no upcharge

Description	1 Model	Specifications				List Price Per Grade	
Guest Chair 	MI853D · upholstered seat and back · chair is a wallsaver	Dimensions	D	W	H	COM	\$1,033
		Overall	21 ½	18 ¼	33	A	\$1,046
		Seat	15 ¾	16 ¼	18 ¾	B	\$1,075
		Upholstery	Shipping			COL/C	\$1,125
		COM Ydg	1 ¼	Ctn Wt	15	D	\$1,189
		COL Sq Ft	23	Cu Ft	10	E	\$1,252
						F	\$1,352
						G	\$1,458
						H	\$1,572
						I	\$1,749
						J	\$1,962
						L1	\$1,536
						L2	\$1,678

To Order, Specify:

- 1 Model Number
- 2 Wood Species - Maple (M)
- 3 Wood Frame Finish
- 4 Fabric Selection - vendor, pattern and color
- 5 Optional Rubber Cushion Nylon Glides - no upcharge

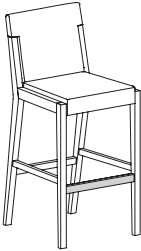
3 Wood Finish:

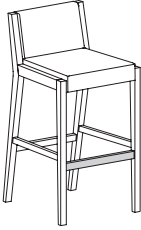
CAG	Aged Ash Coordinate	CFO	Fossil Coordinate
CAL	Ale Light Coordinate	CGR	Graphite Coordinate
ALM	Ale Medium	HRV	Harvest
AUB	Auburn	CHL	High Line Coordinate
BRL	Barley	CKK	Khaki Coordinate
CBE	Blonde Echo Coordinate	LGC	Legacy
CBO	Bourbon Light Coordinate	MCH	Mocha
BBM	Bourbon Medium	NTO	Night Owl
CBZ	Brazilwood Coordinate	COA	Oatmeal Cookie Coordinate
CBG	Brighton Light Coordinate	CPI	Pinnacle Walnut Coordinate
BRM	Brighton Medium	PRL	Praline
BUT	Butterscotch	SAF	Saffron
CIN	Cinnamon	SIE	Sienna
CLA	Classic	CST	Studio Teak Coordinate
CCF	Coffee Coordinate	TOF	Toffee
CLL	Collectors	TRF	Truffle
CCR	Cremello Coordinate	VEN	Venetian
EAR	Earthy	CVI	Vintage Coordinate
ESP	Espresso	CWH	Walnut Heights Coordinate
FLX	Flax	CWE	Weathered Ash Coordinate
CFL	Florence Walnut Coordinate		

- 4 Visit www.jsifurniture.com/finishes-and-materials/textiles for our textiles program. See selection of standard and graded in manufacturers and patterns.

Specifications

- Wood Species - Maple.
- Seat is upholstered with 2 ½" high density polyurethane foam.
- Seat has single needle top stitch detail for added style and durability.
- Back is upholstered with 1" polyurethane foam.
- Mortise and tenon construction with corner blocks, glue and screws.
- Standard with rubber cushion metal glides.

Description	1 Model	Specifications	List Price Per Grade																												
Barstool 	MI858D · upholstered seat and back · stainless steel foot rest	<table> <tr> <th>Dimensions</th><th>D</th><th>W</th><th>H</th></tr> <tr> <td>Overall</td><td>20 ¾</td><td>18 ¼</td><td>42 ¼</td></tr> <tr> <td>Seat</td><td>15 ½</td><td>15 ¾</td><td>29 ¾</td></tr> <tr> <td>Arm</td><td colspan="3">--</td></tr> <tr> <th colspan="2">Upholstery</th><th colspan="2">Shipping</th></tr> <tr> <td>COM Ydg</td><td>1 ¼</td><td>Ctn Wt</td><td>18</td></tr> <tr> <td>COL Sq Ft</td><td>23</td><td>Cu Ft</td><td>12</td></tr> </table>	Dimensions	D	W	H	Overall	20 ¾	18 ¼	42 ¼	Seat	15 ½	15 ¾	29 ¾	Arm	--			Upholstery		Shipping		COM Ydg	1 ¼	Ctn Wt	18	COL Sq Ft	23	Cu Ft	12	COM \$1,211 A \$1,227 B \$1,254 COL/C \$1,305 D \$1,370 E \$1,432 F \$1,532 G \$1,638 H \$1,752 I \$1,930 J \$2,142 L1 \$1,717 L2 \$1,858
Dimensions	D	W	H																												
Overall	20 ¾	18 ¼	42 ¼																												
Seat	15 ½	15 ¾	29 ¾																												
Arm	--																														
Upholstery		Shipping																													
COM Ydg	1 ¼	Ctn Wt	18																												
COL Sq Ft	23	Cu Ft	12																												

Mid-Back Barstool 	MI858E · upholstered seat and back · stainless steel foot rest	<table> <tr> <th>Dimensions</th><th>D</th><th>W</th><th>H</th></tr> <tr> <td>Overall</td><td>20 ¾</td><td>18 ¼</td><td>37 ½</td></tr> <tr> <td>Seat</td><td>15 ½</td><td>15 ¾</td><td>29 ¾</td></tr> <tr> <td>Arm</td><td colspan="3">--</td></tr> <tr> <th colspan="2">Upholstery</th><th colspan="2">Shipping</th></tr> <tr> <td>COM Ydg</td><td>1 ¼</td><td>Ctn Wt</td><td>17</td></tr> <tr> <td>COL Sq Ft</td><td>23</td><td>Cu Ft</td><td>11</td></tr> </table>	Dimensions	D	W	H	Overall	20 ¾	18 ¼	37 ½	Seat	15 ½	15 ¾	29 ¾	Arm	--			Upholstery		Shipping		COM Ydg	1 ¼	Ctn Wt	17	COL Sq Ft	23	Cu Ft	11	COM \$1,206 A \$1,219 B \$1,244 COL/C \$1,289 D \$1,347 E \$1,404 F \$1,458 G \$1,589 H \$1,691 I \$1,850 J \$2,042 L1 \$1,659 L2 \$1,788
Dimensions	D	W	H																												
Overall	20 ¾	18 ¼	37 ½																												
Seat	15 ½	15 ¾	29 ¾																												
Arm	--																														
Upholstery		Shipping																													
COM Ydg	1 ¼	Ctn Wt	17																												
COL Sq Ft	23	Cu Ft	11																												

To Order, Specify:

- 1 Model Number
- 2 Wood Species - Maple (M)
- 3 Wood Frame Finish
- 4 Fabric Selection - vendor, pattern and color
- 5 Optional Rubber Cushion Nylon Glides - no upcharge

3 Wood Finish:

CAG	Aged Ash Coordinate	CFO	Fossil Coordinate
CAL	Ale Light Coordinate	CGR	Graphite Coordinate
ALM	Ale Medium	HRV	Harvest
AUB	Auburn	CHL	High Line Coordinate
BRL	Barley	CKK	Khaki Coordinate
CBE	Blonde Echo Coordinate	LGC	Legacy
CBO	Bourbon Light Coordinate	MCH	Mocha
BBM	Bourbon Medium	NTO	Night Owl
CBZ	Brazilwood Coordinate	COA	Oatmeal Cookie Coordinate
CBG	Brighton Light Coordinate	CPI	Pinnacle Walnut Coordinate
BRM	Brighton Medium	PRL	Praline
BUT	Butterscotch	SAF	Saffron
CIN	Cinnamon	SIE	Sienna
CLA	Classic	CST	Studio Teak Coordinate
CCF	Coffee Coordinate	TOF	Toffee
CLL	Collectors	TRF	Truffle
CCR	Cremello Coordinate	VEN	Venetian
EAR	Earthy	CVI	Vintage Coordinate
ESP	Espresso	CWH	Walnut Heights Coordinate
FLX	Flax	CWE	Weathered Ash Coordinate
CFL	Florence Walnut Coordinate		

- 4 Visit www.jsifurniture.com/finishes-and-materials/textiles for our textiles program. See selection of standard and graded in manufacturers and patterns.

Specifications

- Wood Species - Maple.
- Seat is upholstered with 2 ½" high density polyurethane foam.
- Seat has single needle top stitch detail for added style and durability.
- Back is upholstered with 1" polyurethane foam.
- Mortise and tenon construction with corner blocks, glue and screws.
- Standard with rubber cushion metal glides.

Moto Lounge Order Check List:



Specify:

☐ 1. Model Number

☐ 2. Fabric Selection

A. Chair - vendor, pattern and color

B. Seat Cushion - vendor, pattern and color

C. Privacy Screen - vendor, pattern and color

☐ 3. Optional Casters; add \$108 list

☐ 4. Optional Wood Feet; specify finish; add \$69 list

☐ 5. Optional Tablet Arm; specify material, finish and add \$674 list per arm

☐ 6. Optional Arm Cap; specify wood species, finish or 3D Black Laminate and add \$305 list per arm

☐ 7. Optional Power Center - Flush Mount (EC22) - Black (B) or White (W)

• Side of Seating; add \$668 list each and specify right or left

• Side of Privacy Surround; add \$668 list each and specify right or left

• Back of Work Shelf; add \$779 list each

☐ 8. Work Shelf Wood Species - Cherry (CH1), Maple (MA1) or Walnut (WA1)

☐ 9. Work Shelf Wood Finish

☐ 10. Work Shelf Laminate Color Selection

☐ 11. Optional Work Shelf Acrylic Screen; add \$240 list

Example:

MTL301UAR (model #)	MOMENTUM (fabric vendor)	VOX (pattern name)	MYSTIC (pattern color)	CASTERS	TABLET ARM	WA1 (tablet arm wood species)	MCH (tablet arm finish)
------------------------	-----------------------------	-----------------------	---------------------------	---------	------------	----------------------------------	----------------------------

1. Model Number

2. Fabric Selection - Please supply the following:
Fabric vendor
Pattern name
Pattern color

[For a complete list of JSI Graded-In Fabric click here](#)

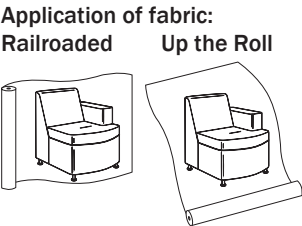
When specifying contrasting upholstery, indicate clearly which upholstery is to be applied to the chair, seat and privacy screen. Use higher grade pricing.

- Indicate direction of fabric - Railroaded or Up the Roll
- Please provide illustration, if available

All COM orders must include the following:

- Vendor's name, pattern name and color
- Sample of the fabric attached to the order
- Model numbers of items for fabric application
- Special application instructions (e.g., all stripes will be applied front to back unless specified otherwise)
- Customer and purchase order number

Ship prepaid COM material to:
JSI
Attn: COM Dept
201 East Martin Street
Receiving B, Dock 71
Orleans, IN 47452



All COM orders will ship at standard lead time from receipt of COM except for orders requiring special custom matched finishes.

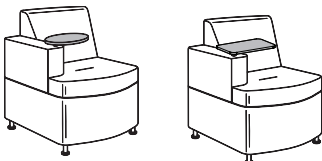
3. Casters - Add \$108 list

4. Wood Feet - Solid maple wood feet with leveling glide. Add \$69 list and specify finish.



5. Tablet Arm -

- Rotating 10" x 14" oval surface or 10" x 16" rectangular surface
- 300 lb maximum static weight rating
- Available on Inline or Convex units with arm
- Available in veneer or laminate
- Exposed plywood edge on veneer tablet is finished with veneer color. Laminate tablet will have a clear finish on the exposed plywood edge.
- Add \$674 list per arm and specify shape, material and finish



Tablet Arm Wood Finish Selection:

Cherry (CH1)	Maple (MA1)	Walnut (WA1)
BRL Barley	ALM Ale Medium	AUB Auburn
BBM Bourbon Medium	BUT Butterscotch	ESP Espresso
BRM Brighton Medium	CIN Cinnamon	MCH Mocha*
CLA Classic	FLX Flax	NTO Night Owl*
CLL Collectors*	VEN Venetian	SIE Sienna*
EAR Earthy		TOF Toffee
HRV Harvest*		TRF Truffle*
LGC Legacy		
PRL Praline*	*finishes with coordinating laminate top option	
SAF Saffron		

Double Cut (DC1)

COF Coffee
CRM Cremello
FOS Fossil
GRH Graphite
KHK Khaki
STU Studio Teak

Tablet Arm Laminate Selection:
Veneer Grain Pattern Laminates

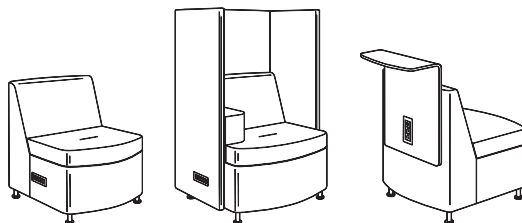
AGA Aged Ash	GRH Graphite
ALL Ale Light	HGL High Line
BLO Blonde Echo	OAT Oatmeal Cookie
BOL Bourbon Light	PIN Pinnacle Walnut
BZW Brazilwood	STU Studio Teak
BGL Brighton Light	VIN Vintage
CLL Collectors	WLH Walnut Heights
FLO Florence Walnut	WEA Weathered Ash

Solid Laminates

ALB Alabaster	SHD Shadow
BBL Bridal Blanco	SLG Slate Grey
DWH Designer White	

6. Arm Cap -


- Available in Cherry (CH1), Maple (MA1), Walnut (WA1) or Black 3D Laminate (3BL).
- Add \$305 list per arm and specify wood species and finish.
- Arm cap can not be placed on same arm as Tablet Arm

7. Power Center - Flush Mount (EC22) - Specify Black (B) or White (W).


Power Center option can be specified on the sides of seating units and privacy surrounds, or in the back of work shelves. It features two waterproof 110 outlets and one dual USB port. Power is connected to the building supply with a 10' long standard three prong cord. A hook and loop chair bottom allows access to power cords in the base of the chair.

Power Center

- Side of Seating; add \$668 list each and specify right or left
- Side of Privacy Surround; add \$668 list each and specify right or left. Back of Work Shelf; add \$779 list each

8. Work Shelf Wood Species - Cherry (CH1), Maple (MA1) or Walnut (WA1)
9. Work Shelf Wood Finish Options:

Cherry (CH1)	Maple (MA1)
BRL Barley	ALM Ale Medium
BBM Bourbon Medium	BUT Butterscotch
BRM Brighton Medium	CIN Cinnamon
CLA Classic	FLX Flax
CLL Collectors*	VEN Venetian
EAR Earthy	
HRV Harvest*	
LGC Legacy	
PRL Praline*	
SAF Saffron	

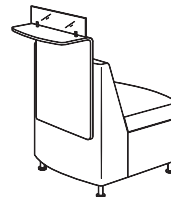
*finishes with coordinating laminate top option

Walnut (WA1)

AUB Auburn
ESP Espresso
MCH Mocha*
NTO Night Owl*
SIE Sienna*
TOF Toffee
TRF Truffle*

10. Work Shelf Laminate Color Selection

DWH Designer White
SHD Shadow
SLG Slate Grey

11. Work Shelf Acrylic Screen


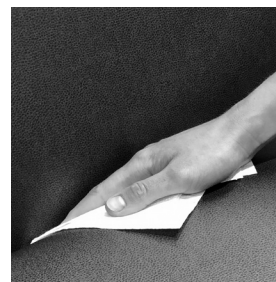
Units with a work shelf can be specified with an acrylic screen. The frosted screen is on brushed aluminum standoffs and is 4 3/8" tall. Add \$240 list.

Quickship:

Moto chairs on the quickship program include metal feet and casters. Quickship units with tablet arm include the select quickship laminates and cherry, maple and walnut veneer.

Discrete Clean Out

Select units with the suffix of -CO offer a discrete clean out for ease in cleaning. Clean out is incorporated in such a way as to not be noticeable from the approach, as well as provide sufficient pass through to an opening in the bottom of the chair.



Moto Casegoods Order Check List:



Specify:

- ☐ 1. Model Number
- ☐ 2. Wood Species - Cherry (CH1), Maple (MA1), Walnut (WA1) or Double Cut (DC1)
- ☐ 3. Wood Finish
- ☐ 4. Laminate Selection
- ☐ 5. Conical Base Finish
- ☐ 6. Optional Wood Feet; specify finish; add \$69 list
- ☐ 7. Optional Power Unit
 - Linking Drum Table - Node - Black (B) or White (w); see page MT64
 - Conical Work Table - Moire - Black (B) or White (W); see page MT64
 - Media Table - Ellora; see page MT64
- ☐ 8. Optional DropShare Power Unit; see page MT64
- ☐ 9. Optional Markerboard Back Panel; for 24" unit add \$251 list, for 48" unit add \$488 list
- ☐ 10. Deduct TV Bracket; subtract \$186 list
- ☐ 11. Optional Door Locks; add \$138 list

Examples:

MT4878-30MACW (model #)	WA1 (wood species)	MCH (wood finish)	DROP12 Power Unit
MTF54ROUN (model #)	STU (top laminate)	BWH (base finish)	Moire - EC23 Power Unit

1. Model Number

2. Wood Species - Cherry (CH1), Maple (MA1) or Walnut (WA1)

3. Wood Finish Selection:

Veneer

Flat Cut	
Cherry (CH1)	Maple (MA1)
BRL Barley	ALM Ale Medium
BBM Bourbon Medium	BUT Butterscotch
BRM Brighton Medium	CIN Cinnamon
CLA Classic	FLX Flax
CLL Collectors*	VEN Venetian
EAR Earthy	
HRV Harvest*	Walnut (WA1)
LGC Legacy	AUB Auburn
PRL Praline*	ESP Espresso
SAF Saffron	MCH Mocha*
	NTO Night Owl*
	SIE Sienna*
	TOF Toffee
	TRF Truffle*

*finishes with coordinating laminate top option

Double Cut (DC1)

COF Coffee	GRH Graphite
CRM Cremello	KHK Khaki
FOS Fossil	STU Studio Teak

4. Laminate Selection:

Veneer Grain Pattern Laminates

AGA Aged Ash	GRH Graphite
ALL Ale Light	HGL High Line
BLO Blonde Echo	OAT Oatmeal Cookie
BOL Bourbon Light	PIN Pinnacle Walnut
BZW Brazilwood	STU Studio Teak
BGL Brighton Light	VIN Vintage
CLL Collectors	WLH Walnut Heights
FLO Florence Walnut	WEA Weathered Ash

Solid Laminates

ALB Alabaster	SHD Shadow
BBL Bridal Blanco	SLG Slate Grey
DWH Designer White	

5. Paint Finish: Polystyrene table base available in wood finishes, laminate coordinate or paint colors.

BKD Backdrop	GRV Greek Villa
BFX Black Fox	NET Network Gray
BWH Bright White	NWH Nonchalant White
CGP Cargo Pants	STM Storm
CHT Chatroom	TRC Tricorn Black
FRR French Roast	

- 6. Wood Feet** - Solid maple wood feet with leveling glide.
Add \$69 list and specify finish.



Quickship:

Moto tables on the **NOW!** quickship program include select quickship laminates and cherry, maple and walnut veneer.

- 7. Power Unit** - Power Units can be specified in Linking Drum Tables, Conical Work Tables, Media Tables and Media Credenzas. Specify the table to be fitted for power and order the power unit separately.

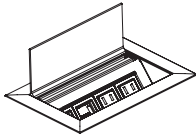
Linking Drum Table - Node - EC24 - One 110 outlet and a dual USB port with 72" power cord - Black (B) or White (W); see page MT64.



Conical Work Table - Moire - EC23 - Three 110 outlets and a dual USB port with 72" power cord - Black (B) or White (W); see page MT64.



Media Table - Ellora - EC25 - Two 110 power outlets, one dual powered USB port, and 1 opening for voice/data port with wire pass-through and 72" power cord - anodized aluminum; see page MT64.



8. DropShare Power Unit

Specify the table to be fitted for Drop12 or Drop14 and order the unit separately.

Drop12 - Two 110 outlets and Two DropShare cords; see page MT64.

Drop14 - Two 110 outlets and Four DropShare cords; see page MT64.

- 9. Markerboard Back Panel** - Dry-Erase markerboard laminate can be specified on the back panels of Media Tables, Media Credenzas and Bookcase units. When specified, the inside back of the cabinet will also be markerboard; for 24" unit add \$251 list, for 48" unit add \$488 list.

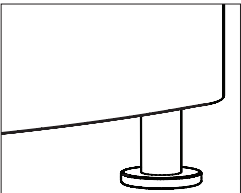
10. Deduct TV Bracket; subtract \$186 list

11. Optional Door Locks; add \$138 list

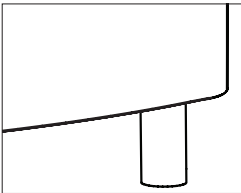
- 12. Optional Coordinating Wood Grain Laminate Table Top** - no upcharge; Drum Tables, Media Tables and Media Credenzas only. Finishes with an asterisk (*) have a coordinating laminate available.

Foot Options


Moto offers two foot styles or casters. The metal foot is standard on seating, casegoods and linking drum tables. An optional wood foot is available at an additional upcharge on lounge, linking drum tables and casegoods. Casters are available on seating with an additional upcharge. Casters are non-locking.



Metal Foot - Standard
Fabricated Metal
Arctic Silver Powder Coat
Adjustable Glide



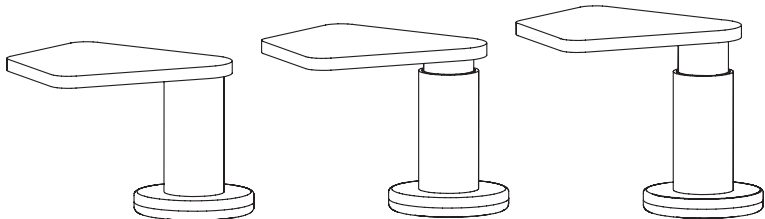
Wood Foot - Optional
Maple Species
Adjustable Glide



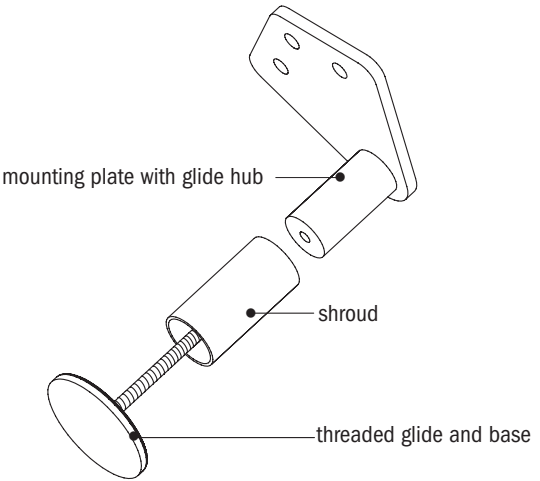
Casters - Optional
Black Dual Wheel
Four Caster Set
Non-locking

Adjustable Foot - Leveling

The standard foot has integrated leveling, which is beneficial when connecting units together in long runs on uneven floors. As the glide is turned to adjust leveling an attached shroud drops to hide the threads of the bolt.



The maximum recommended adjustment is no more than 1 3/4".

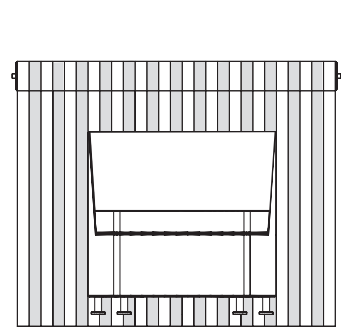


Upholstery Application

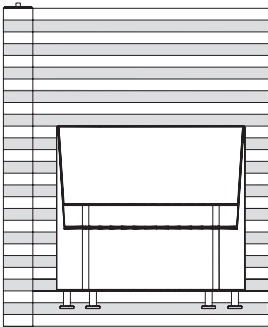
The fabric will be applied "up the roll" unless railroad is specified.

The Concave Corner unit will have a diagonal seam on all fabric applications. Shown below is an example of a directional textile on the Corner Club unit.

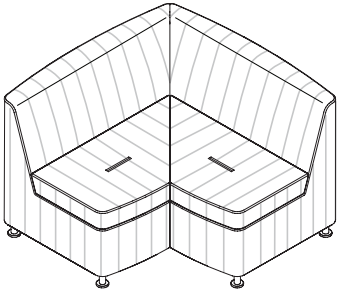
Additional seaming may be needed pending fabric width and fabric repeat match, contact Customer Service with questions. JSI will strive to match fabric patterns but cannot guarantee a match on repeats greater than 15" on the Moto product line.



up the roll



railroaded

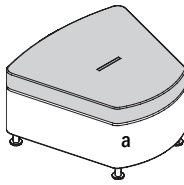


90° Concave Corner

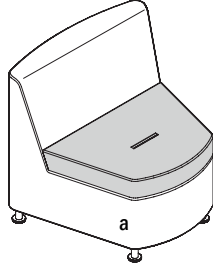
Contrasting Upholstery Specification

This form should accompany orders when specifying contrasting or complementary upholstery.

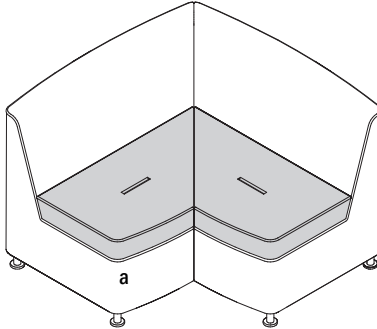
examples



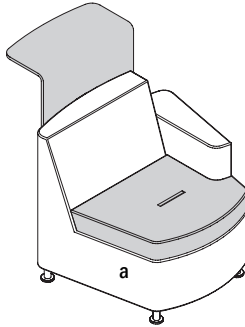
Benches - Inline - Concave- Convex



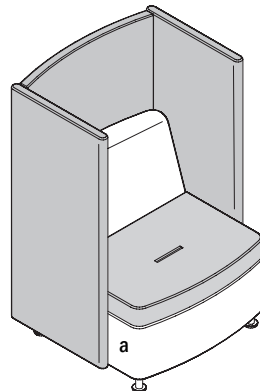
Club Chair - Inline - Concave - Convex



Corner - Concave - Convex



Club Chair with Shelf - Inline - Concave



Club Chair with Privacy - Screen - Surround

fill out for each model ordered

Code Explanation

- a = upholstered chassis, back and arm(s) - fabric choice required
- b = seat cushion (light gray) - fabric choice required
- c = work shelf either veneer or laminate
 - veneer - Cherry, Maple or Walnut - finish choice required
 - laminate - Designer White, Shadow or Slate Grey
- d= Privacy Screen/Surround - fabric choice required

Item 1

Model Number: _____

chassis, back and arms (a): _____

seat (b): _____

work shelf (c): _____

screen/surround (d): _____

Item 2

Model Number: _____

chassis, back and arms (a): _____

seat (b): _____

work shelf (c): _____

screen/surround (d): _____

Item 3

Model Number: _____

chassis, back and arms (a): _____

seat (b): _____

work shelf (c): _____

screen/surround (d): _____

Item 4

Model Number: _____

chassis, back and arms (a): _____

seat (b): _____

work shelf (c): _____

screen/surround (d): _____

Item 5

Model Number: _____

chassis, back and arms (a): _____

seat (b): _____

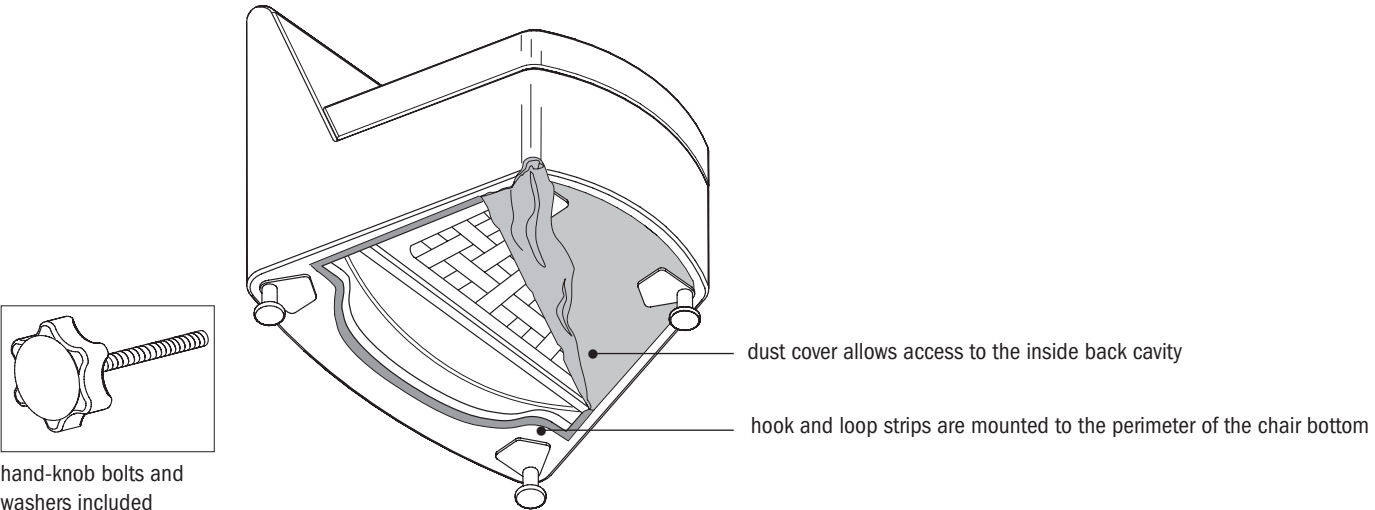
work shelf (c): _____

screen/surround (d): _____

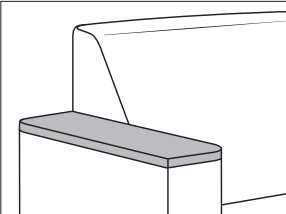
photo copy or scan

Installation of Privacy Screen and Work Shelf

Simple field installation is required on club chairs when ordering units with privacy screens and work shelves. Instructions are included. Access to the back of the chair is through the chair bottom. Attaching knobs are included, no tools are required.

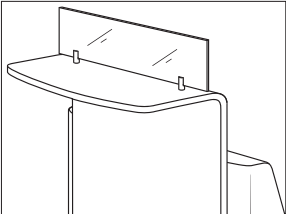


Moto Options for Lounge Seating

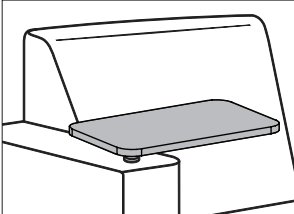


Arm Cap
specify wood species and finish
Cherry (CH1)
Maple (MA1)
Walnut (WA1)
or 3D Laminate (B3L)

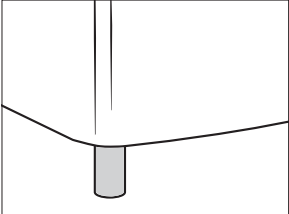
add \$305 list per arm




Work Shelf Acrylic Screen
frosted acrylic screens
4 3/8" tall - from work shelf surface
brushed aluminum standoffs
add \$240 list.




Tablet Arm
rotating 10" x 16" rectangular surface
or 10" x 14" oval surface
300 lb max. static weight rating
for inline or convex units with arms
specify surface finish and species
veneer
Cherry (CH1)
Maple (MA1)
Walnut (WA1)
(stained plywood edge)
laminate
(clear coat plywood edge)
add \$674 list per arm




Wood Foot
maple wood species
adjustable glide - up to 3/4"
specify finish
add \$69 list per chair



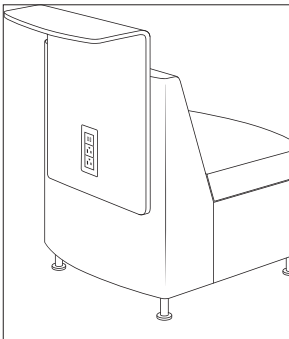
EC22 (3 installed locations)
Flush Mount Power Center
two 110 devices and
one USB 2-Port Simplex for charging



side of seating
specify right or left
add \$668 list for each EC22



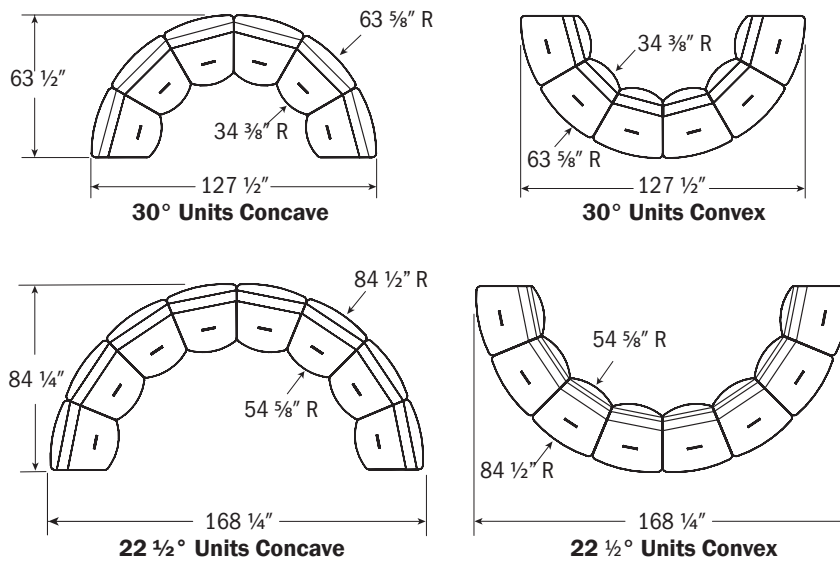
side of privacy surround
specify right or left
add \$668 list for each EC22



back of work shelf
add \$779 list

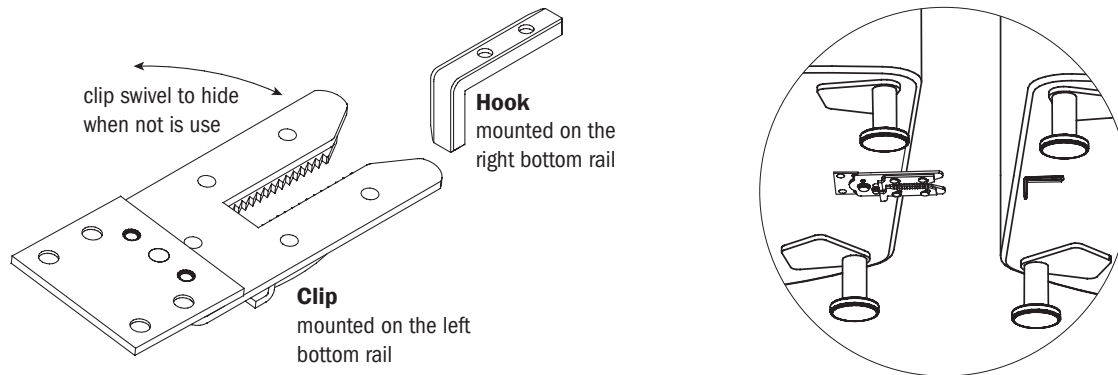
Additional Product Information

Half Round Dimensions



Modular Lounge and Linking Drum Tables

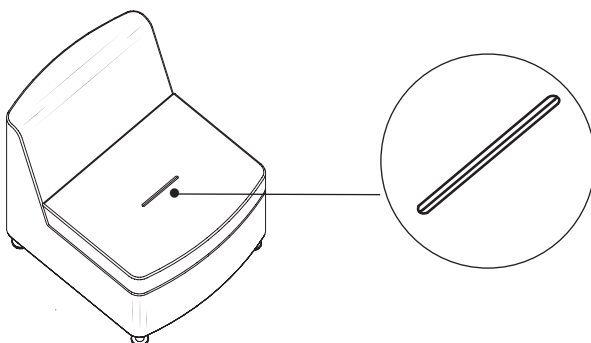
An Alligator Clip assembly is installed to connect lounge and linking drum tables. The clip is installed on the left bottom side rail and the hook is installed on the right bottom side rail. The bottom chair rails are bored to accept either the clip or hook for field re-configurations.



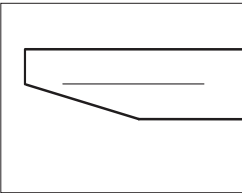
Note: Linking Table Tops are permanent bolt thru attachment and do not use the above clip.

Lounge Seating - Seam Detail

Seats have a seam detail in the center of the seat. This seam detail is standard and will help keep the tailored look of Moto. Please note that fabrics and leathers are all different (fiber content, yarn elasticity and yarn weight) which can affect the tailoring of the Moto Lounge. The aesthetic seam helps with variations in the upholstery cover. Contact Customer Service with fabric and leather information if a concern exists with a certain upholstery cover.

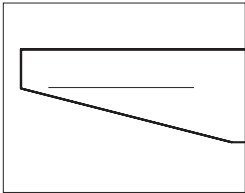


Casegood & Table Edge Details



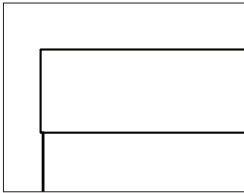
Bevel Edge

used on pull-up tables



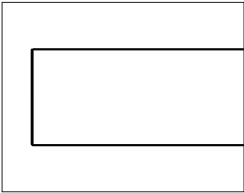
Bevel Edge

used on work tables



Straight Edge

used on linking tables



Straight Edge

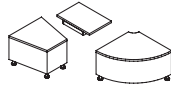
used on media table surfaces



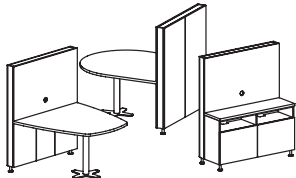
3/4" thick
available in
cherry veneer
maple veneer
walnut veneer
paint
standard laminate - HPL
(bevel underside MDF)



1 3/16" thick
available in
cherry veneer
maple veneer
walnut veneer
paint
standard laminate - HPL
(bevel underside MDF)

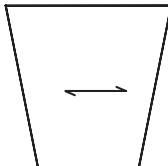
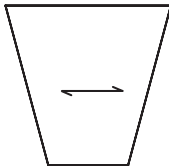
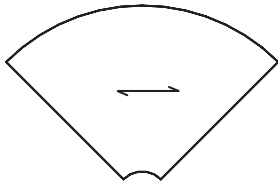
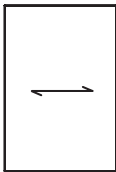


1" thick
available in
cherry veneer
maple veneer
walnut veneer



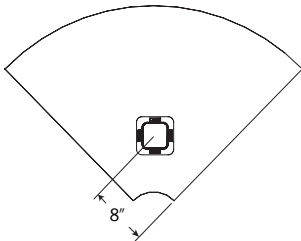
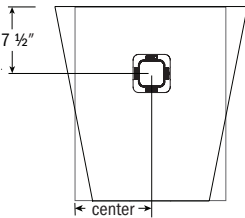
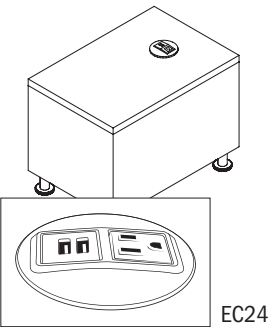
1 3/16" thick
available in
cherry veneer
maple veneer
walnut veneer
standard laminate - HPL

Linking Tables - Grain Direction



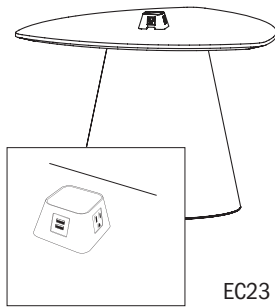
Linking Drum Tables - Power Location

The EC24 or EC23 are available on linking drum tables. Wire management moves through the bottom cavity. The location shown below is for all table shapes.

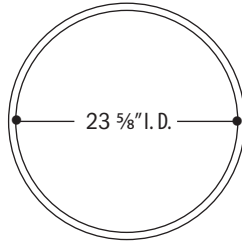


Work Tables - Power and Wire Management

The optional EC23 or EC24 is recommended for the work tables. When electrical units are used on the work tables with a conical base, the base allows wires to run through to a floor outlet. The unrestricted opening at the bottom of the base allows the base to be placed over the floor electrical monument.



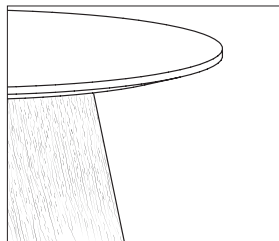
EC23



Both the EC23 and EC24 are centered on the top over the base.

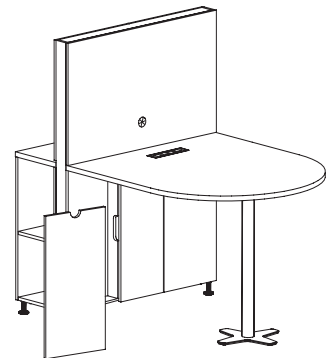
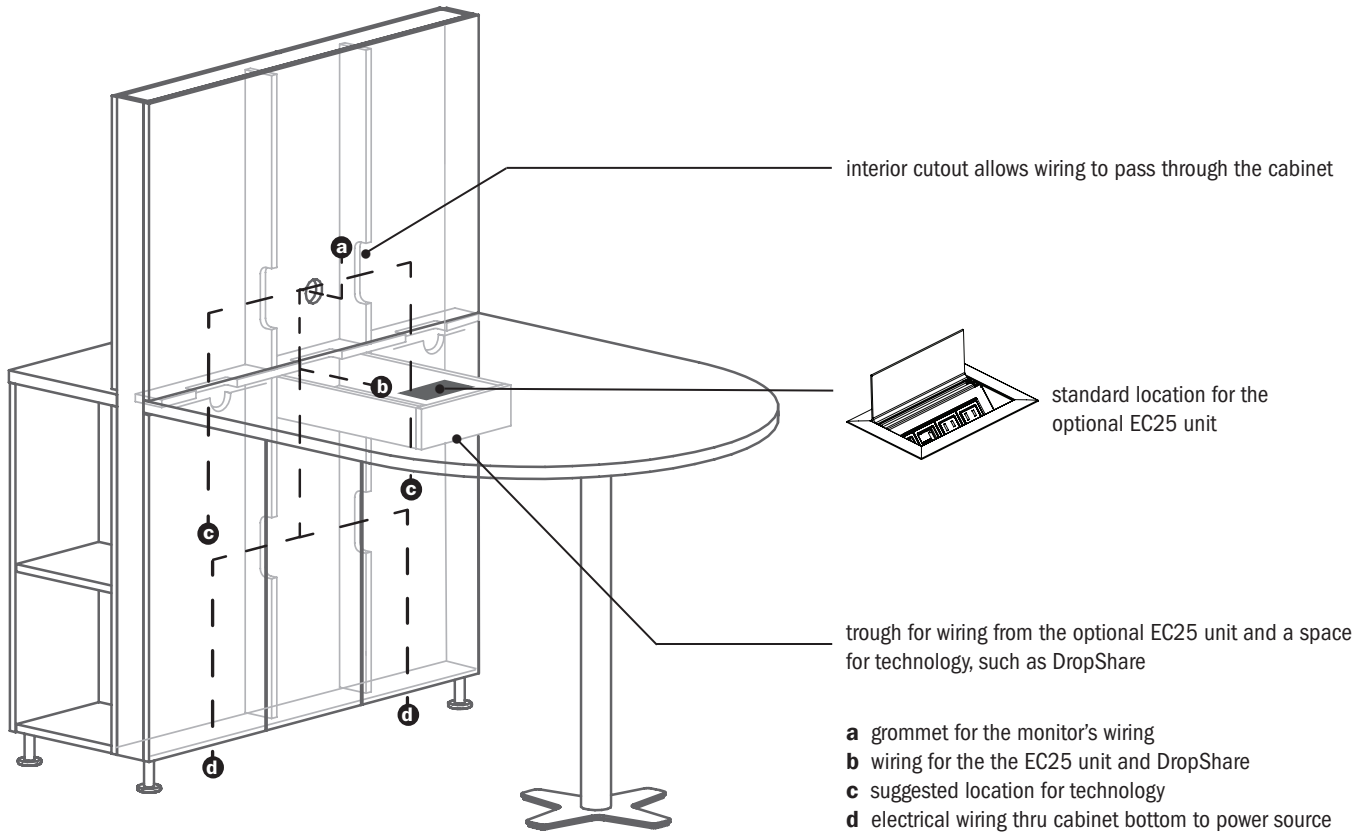
Conical Table Base - Material and Grain Direction

The conical base on the pull-up and work tables is polystyrene material with a wood grain texture. This base is available in wood finishes and paint colors. Color Coordinate Finishes are intended to coordinate with select laminates. Adjustable leveling glides are included.

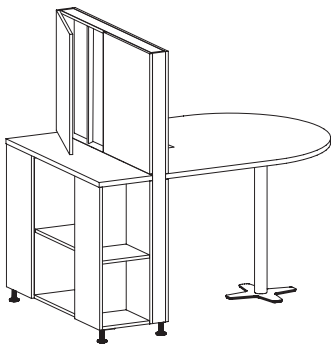


Media Tables and Media Credenzas - Wire Management and Power/Data

Easy access to wiring is provided in the Moto Media products. Well placed grommets, doors, and allowance inside the cabinets makes it easy to outfit these units quickly. The recommended EC25 brings power and data access to the top.



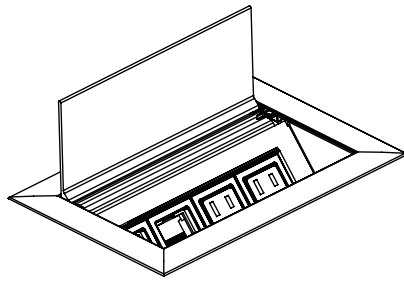
removable panels



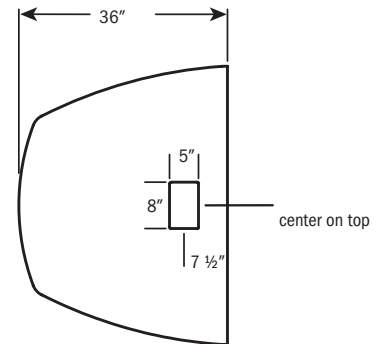
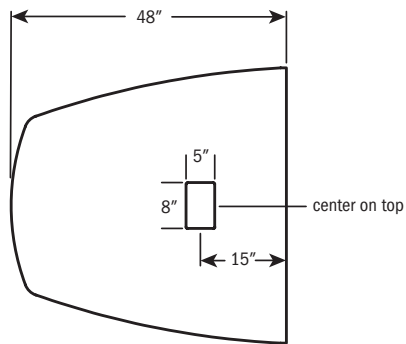
hinged doors

Media Tables - Power Location

The EC25 is available on media tables. The location shown below is for all table wedge shape tops, location for EC25 on bullet shapes are similar.

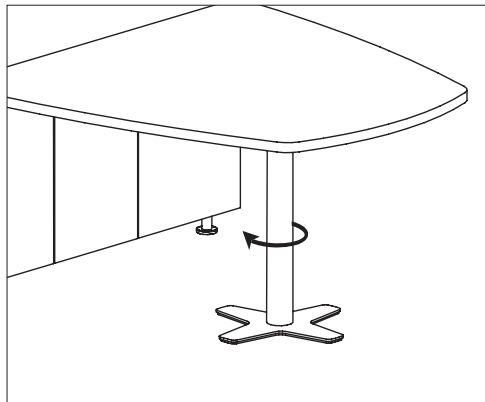


EC25 Power Unit Location Examples



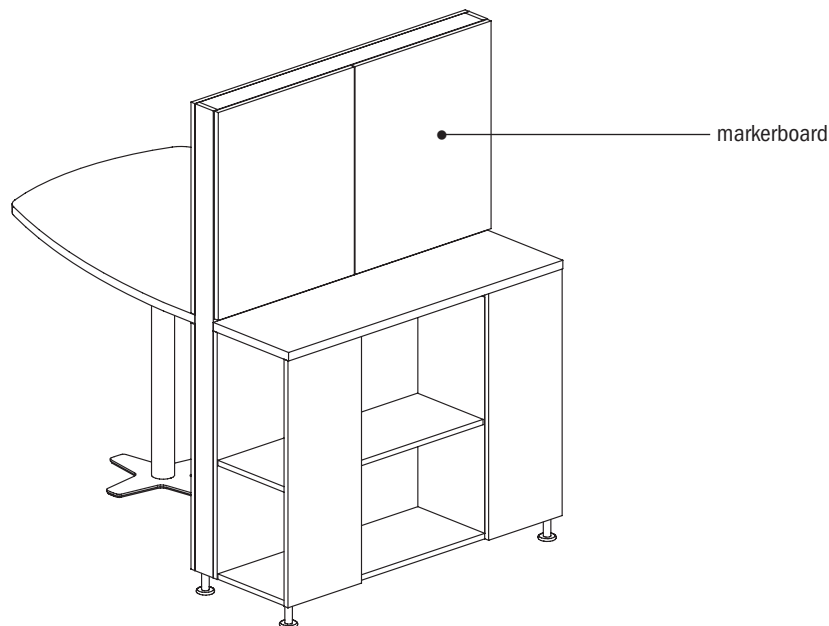
Media Tables - Leveling the Post Column

Leveling is made easy by turning the column.



Markerboard Back Panel Options

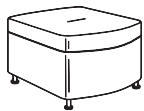
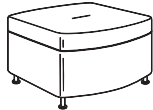
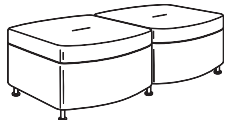
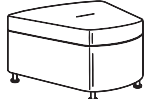
Markerboard back panels can be specified for the back panels on Media Tables, Media Credenzas and Bookcases.

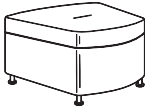




Finish Codes & Availability Chart

		Casegoods Chassis	Casegoods Tops	Wood Feet	Tablet Arms	Arm Caps	Work Shelves	Conical Tops	Conical Bases
Material									
Cherry Veneer	CH1	●	●		●	● ⁰	●	●	polystyrene
Maple Veneer	MA1	●	●	● ⁰	●	● ⁰	●	●	
Walnut Veneer	WA1	●	●		●	● ⁰	●	●	
Laminate		●	●		●		●	●	
Finish (Cherry)									
Barley	BRL	●	●	●	●	●	●	●	● ²
Bourbon Medium	BBM	●	●	●	●	●	●	●	● ²
Brighton Medium	BRM	●	●	●	●	●	●	●	● ²
Classic	CLA	●	●	●	●	●	●	●	● ²
Collectors*	CLL	●	●	●	●	●	●	●	● ²
Earthy	EAR	●	●	●	●	●	●	●	● ²
Harvest*	HRV	●	●	●	●	●	●	●	● ²
Legacy	LGC	●	●	●	●	●	●	●	● ²
Praline*	PRL	●	●	●	●	●	●	●	● ²
Saffron	SAF	●	●	●	●	●	●	●	● ²
Finish (Maple)									
Ale Medium	ALM	●	●	●	●	●	●	●	● ²
Butterscotch	BUT	●	●	●	●	●	●	●	● ²
Cinnamon	CIN	●	●	●	●	●	●	●	● ²
Flax	FLX	●	●	●	●	●	●	●	● ²
Venetian	VEN	●	●	●	●	●	●	●	● ²
Finish (Walnut)									
Auburn	AUB	●	●	●	●	●	●	●	● ²
Espresso	ESP	●	●	●	●	●	●	●	● ²
Mocha*	MCH	●	●	●	●	●	●	●	● ²
Night Owl*	NTO	●	●	●	●	●	●	●	● ²
Sienna*	SIE	●	●	●	●	●	●	●	● ²
Toffee	TOF	●	●	●	●	●	●	●	● ²
Truffle*	TRF	●	●	●	●	●	●	●	● ²
Laminate									
Alabaster	ALB	●	●		●			●	● ^{1, 2}
Ale Light	ALL	●	●		●			●	● ^{1, 2}
Blonde Echo	BLO	●	●		●			●	● ^{1, 2}
Bourbon Light	BOL	●	●		●			●	● ^{1, 2}
Brazilwood	BZW	●	●		●			●	● ^{1, 2}
Bridal Blanco	BBL	●	●		●			●	● ^{1, 2}
Brighton Light	BGL	●	●		●			●	● ^{1, 2}
Collectors	CLL	●	●		●			●	● ^{1, 2}
Designer White	DWH	●	●		●		●	●	● ^{1, 2}
High Line	HGL	●	●		●			●	● ^{1, 2}
Shadow	SHD	●	●		●		●	●	● ^{1, 2}
Slate Grey	SLG	●	●		●		●	●	● ^{1, 2}
Studio Teak	STU	●	●		●			●	● ^{1, 2}
Vintage	VIN	●	●		●			●	● ^{1, 2}
Walnut Heights	WLH	●	●		●			●	● ^{1, 2}
Paint Colors									
Backdrop	BKD							●	● ²
Black Fox	BFX							●	● ²
Bright White	BWH							●	● ²
Cargo Pants	CGP							●	● ²
Chatroom	CHT							●	● ²
French Roast	FRR							●	● ²
Greek Villa	GRV							●	● ²
Network Gray	NET							●	● ²
Nonchalant White	NWH							●	● ²
Storm	STM							●	● ²
Tricorn Black	TRC							●	● ²

* coordinating laminate for tops available
⁰ solid lumber
¹ coordinating laminate finishes
² finish on polystyrene material with imprinted wood grain

Description	① Model	Specifications				List Price Per Grade
Narrow Inline Bench 	MTL260	Dimensions	D	W	H	COM \$1,406
		Overall	30	26	17 ¾	A \$1,428
		Seat	30	26	17 ¾	B \$1,474
		Upholstery	Shipping			COL/C \$1,554
		COM Ydg	2 ¼	Ctn Wt	43	D \$1,656
		COL Sq Ft	45	Cu Ft	11	E \$1,759
				Chair Wt	38	F \$1,917
						G \$2,087
						H \$2,269
						I \$2,551
Inline Bench 	MTL300	Dimensions	D	W	H	COM \$1,426
		Overall	30	30	17 ¾	A \$1,449
		Seat	30	30	17 ¾	B \$1,495
		Upholstery	Shipping			COL/C \$1,574
		COM Ydg	2 ¼	Ctn Wt	46	D \$1,677
		COL Sq Ft	45	Cu Ft	12	E \$1,779
				Chair Wt	40	F \$1,937
						G \$2,107
						H \$2,289
						I \$2,572
Two Seat Bench 	MTL600 · casters not available	Dimensions	D	W	H	COM \$2,525
		Overall	30	60	17 ¾	A \$2,571
		Seat	30	60	17 ¾	B \$2,662
		Upholstery	Shipping			COL/C \$2,820
		COM Ydg	4 ½	Ctn Wt	90	D \$3,025
		COL Sq Ft	90	Cu Ft	23	E \$3,230
				Chair Wt	80	F \$3,547
						G \$3,887
						H \$4,251
						I \$4,818
30° Concave Bench 	MTI300	Dimensions	D	W	H	COM \$1,440
		Overall	30	32	17 ¾	A \$1,463
		Seat	30		17 ¾	B \$1,510
		Upholstery	Shipping			COL/C \$1,589
		COM Ydg	2 ¼	Ctn Wt	42	D \$1,691
		COL Sq Ft	45	Cu Ft	13	E \$1,794
				Chair Wt	37	F \$1,953
						G \$2,123
						H \$2,305
						I \$2,587

Description	① Model	Specifications				List Price Per Grade	
22 ½° Concave Bench 	MTI220	Dimensions	D	W	H	COM	\$1,441
		Overall	30	32	17 ¾	A	\$1,465
		Seat	30		17 ¾	B	\$1,511
		Upholstery		Shipping		COL/C	\$1,591
		COM Ydg	2 ¼	Ctn Wt	43	D	\$1,692
		COL Sq Ft	45	Cu Ft	13	E	\$1,795
				Chair Wt	38	F	\$1,954
						G	\$2,124
						H	\$2,306
						I	\$2,588
30° Convex Bench 	MT0300	Dimensions	D	W	H	COM	\$1,440
		Overall	30	32	17 ¾	A	\$1,463
		Seat	30		17 ¾	B	\$1,510
		Upholstery		Shipping		COL/C	\$1,589
		COM Ydg	2 ¼	Ctn Wt	42	D	\$1,691
		COL Sq Ft	45	Cu Ft	13	E	\$1,794
				Chair Wt	37	F	\$1,953
						G	\$2,123
						H	\$2,305
						I	\$2,587
22 ½° Convex Bench 	MT0220	Dimensions	D	W	H	COM	\$1,441
		Overall	30	32	17 ¾	A	\$1,465
		Seat	30		17 ¾	B	\$1,511
		Upholstery		Shipping		COL/C	\$1,591
		COM Ydg	2 ¼	Ctn Wt	43	D	\$1,692
		COL Sq Ft	45	Cu Ft	13	E	\$1,795
				Chair Wt	38	F	\$1,954
						G	\$2,124
						H	\$2,306
						I	\$2,588





To Order, Specify:







- ① Model Number
- ② Fabric Selection - vendor, pattern and color
 - A. Chair
 - B. Seat Cushion
- ③ Optional Casters; add \$108 list
- ④ Optional Wood Feet; add \$69 list and specify finish
- ⑤ Optional Power Center - Flush Mount (EC22) - Black (B) or White (W); add \$668 list each and specify left or right


- ② See a selection of graded in fabric manufacturers and patterns on pages 20-28. Contact Customer Service for additional fabric options.

Specifications

- Metal leg standard with 2 ¾" diameter leveling disc.
- Frame is puzzle jointed plywood construction.
- Seat has synthetic sheet webbing with cross strap reinforcement and 3 ¼" multi-density high resilience polyurethane foam.
- Linking bracket included.

Description	① Model	Specifications	List Price Per Grade																												
Narrow Inline Club Chair 	MTL261 · wood feet not available on quickship	<table> <tr> <th>Dimensions</th><th>D</th><th>W</th><th>H</th></tr> <tr> <td>Overall</td><td>30</td><td>26</td><td>31 ½</td></tr> <tr> <td>Seat</td><td>20 ½</td><td>26</td><td>17 ¾</td></tr> <tr> <th>Upholstery</th><th colspan="3">Shipping</th></tr> <tr> <td>COM Ydg</td><td>3</td><td>Ctn Wt</td><td>55</td></tr> <tr> <td>COL Sq Ft</td><td>60</td><td>Cu Ft</td><td>18</td></tr> <tr> <td></td><td></td><td>Chair Wt</td><td>48</td></tr> </table>	Dimensions	D	W	H	Overall	30	26	31 ½	Seat	20 ½	26	17 ¾	Upholstery	Shipping			COM Ydg	3	Ctn Wt	55	COL Sq Ft	60	Cu Ft	18			Chair Wt	48	COM \$1,734 A \$1,765 B \$1,826 COL/C \$1,932 D \$2,067 E \$2,204 F \$2,416 G \$2,643 H \$2,885 I \$3,264 J \$3,717 L1 \$2,809 L2 \$3,111
Dimensions	D	W	H																												
Overall	30	26	31 ½																												
Seat	20 ½	26	17 ¾																												
Upholstery	Shipping																														
COM Ydg	3	Ctn Wt	55																												
COL Sq Ft	60	Cu Ft	18																												
		Chair Wt	48																												
Narrow Inline Club Chair with Clean Out 	MTL261-CO · wood feet not available on quickship · discrete clean out	<table> <tr> <th>Dimensions</th><th>D</th><th>W</th><th>H</th></tr> <tr> <td>Overall</td><td>30</td><td>26</td><td>31 ½</td></tr> <tr> <td>Seat</td><td>20 ½</td><td>26</td><td>17 ¾</td></tr> <tr> <th>Upholstery</th><th colspan="3">Shipping</th></tr> <tr> <td>COM Ydg</td><td>3 ¼</td><td>Ctn Wt</td><td>55</td></tr> <tr> <td>COL Sq Ft</td><td>65</td><td>Cu Ft</td><td>18</td></tr> <tr> <td></td><td></td><td>Chair Wt</td><td>48</td></tr> </table>	Dimensions	D	W	H	Overall	30	26	31 ½	Seat	20 ½	26	17 ¾	Upholstery	Shipping			COM Ydg	3 ¼	Ctn Wt	55	COL Sq Ft	65	Cu Ft	18			Chair Wt	48	COM \$1,834 A \$1,868 B \$1,933 COL/C \$2,048 D \$2,195 E \$2,344 F \$2,572 G \$2,818 H \$3,081 I \$3,491 J \$3,982 L1 \$2,999 L2 \$3,327
Dimensions	D	W	H																												
Overall	30	26	31 ½																												
Seat	20 ½	26	17 ¾																												
Upholstery	Shipping																														
COM Ydg	3 ¼	Ctn Wt	55																												
COL Sq Ft	65	Cu Ft	18																												
		Chair Wt	48																												
Inline Club Chair 	MTL301 · wood feet not available on quickship	<table> <tr> <th>Dimensions</th><th>D</th><th>W</th><th>H</th></tr> <tr> <td>Overall</td><td>30</td><td>30</td><td>31 ½</td></tr> <tr> <td>Seat</td><td>20 ½</td><td>30</td><td>17 ¾</td></tr> <tr> <th>Upholstery</th><th colspan="3">Shipping</th></tr> <tr> <td>COM Ydg</td><td>3</td><td>Ctn Wt</td><td>60</td></tr> <tr> <td>COL Sq Ft</td><td>60</td><td>Cu Ft</td><td>20</td></tr> <tr> <td></td><td></td><td>Chair Wt</td><td>52</td></tr> </table>	Dimensions	D	W	H	Overall	30	30	31 ½	Seat	20 ½	30	17 ¾	Upholstery	Shipping			COM Ydg	3	Ctn Wt	60	COL Sq Ft	60	Cu Ft	20			Chair Wt	52	COM \$1,752 A \$1,784 B \$1,845 COL/C \$1,951 D \$2,086 E \$2,223 F \$2,434 G \$2,661 H \$2,903 I \$3,281 J \$3,736 L1 \$2,828 L2 \$3,130
Dimensions	D	W	H																												
Overall	30	30	31 ½																												
Seat	20 ½	30	17 ¾																												
Upholstery	Shipping																														
COM Ydg	3	Ctn Wt	60																												
COL Sq Ft	60	Cu Ft	20																												
		Chair Wt	52																												
Inline Club Chair with Clean Out 	MTL301-CO · wood feet not available on quickship · discrete clean out	<table> <tr> <th>Dimensions</th><th>D</th><th>W</th><th>H</th></tr> <tr> <td>Overall</td><td>30</td><td>30</td><td>31 ½</td></tr> <tr> <td>Seat</td><td>20 ½</td><td>30</td><td>17 ¾</td></tr> <tr> <th>Upholstery</th><th colspan="3">Shipping</th></tr> <tr> <td>COM Ydg</td><td>3 ¼</td><td>Ctn Wt</td><td>60</td></tr> <tr> <td>COL Sq Ft</td><td>65</td><td>Cu Ft</td><td>20</td></tr> <tr> <td></td><td></td><td>Chair Wt</td><td>52</td></tr> </table>	Dimensions	D	W	H	Overall	30	30	31 ½	Seat	20 ½	30	17 ¾	Upholstery	Shipping			COM Ydg	3 ¼	Ctn Wt	60	COL Sq Ft	65	Cu Ft	20			Chair Wt	52	COM \$1,861 A \$1,895 B \$1,960 COL/C \$2,076 D \$2,223 E \$2,371 F \$2,600 G \$2,846 H \$3,108 I \$3,519 J \$4,010 L1 \$3,026 L2 \$3,354
Dimensions	D	W	H																												
Overall	30	30	31 ½																												
Seat	20 ½	30	17 ¾																												
Upholstery	Shipping																														
COM Ydg	3 ¼	Ctn Wt	60																												
COL Sq Ft	65	Cu Ft	20																												
		Chair Wt	52																												

Description	1 Model	Specifications	List Price Per Grade																												
Inline Club Chair with Arm   right left	MTL301UAR MTL301UAL · wood feet not available on quickship	<table> <tr> <th>Dimensions</th><th>D</th><th>W</th><th>H</th></tr> <tr> <td>Overall</td><td>30</td><td>30</td><td>31 ½</td></tr> <tr> <td>Seat</td><td>20 ½</td><td>23</td><td>17 ¾</td></tr> <tr> <th>Upholstery</th><th colspan="3">Shipping</th></tr> <tr> <td>COM Ydg</td><td>3 ¾</td><td>Ctn Wt</td><td>75</td></tr> <tr> <td>COL Sq Ft</td><td>75</td><td>Cu Ft</td><td>20</td></tr> <tr> <td></td><td></td><td>Chair Wt</td><td>67</td></tr> </table>	Dimensions	D	W	H	Overall	30	30	31 ½	Seat	20 ½	23	17 ¾	Upholstery	Shipping			COM Ydg	3 ¾	Ctn Wt	75	COL Sq Ft	75	Cu Ft	20			Chair Wt	67	COM \$1,955 A \$1,994 B \$2,068 COL/C \$2,202 D \$2,372 E \$2,542 F \$2,807 G \$3,091 H \$3,394 I \$3,866 J \$4,435 L1 \$3,299 L2 \$3,677
Dimensions	D	W	H																												
Overall	30	30	31 ½																												
Seat	20 ½	23	17 ¾																												
Upholstery	Shipping																														
COM Ydg	3 ¾	Ctn Wt	75																												
COL Sq Ft	75	Cu Ft	20																												
		Chair Wt	67																												
Inline Club Chair with Arm with Clean Out   right left	MTL301UAR-CO MTL301UAL-CO · wood feet not available on quickship · discrete clean out	<table> <tr> <th>Dimensions</th><th>D</th><th>W</th><th>H</th></tr> <tr> <td>Overall</td><td>30</td><td>30</td><td>31 ½</td></tr> <tr> <td>Seat</td><td>20 ½</td><td>23</td><td>17 ¾</td></tr> <tr> <th>Upholstery</th><th colspan="3">Shipping</th></tr> <tr> <td>COM Ydg</td><td>4</td><td>Ctn Wt</td><td>75</td></tr> <tr> <td>COL Sq Ft</td><td>80</td><td>Cu Ft</td><td>20</td></tr> <tr> <td></td><td></td><td>Chair Wt</td><td>67</td></tr> </table>	Dimensions	D	W	H	Overall	30	30	31 ½	Seat	20 ½	23	17 ¾	Upholstery	Shipping			COM Ydg	4	Ctn Wt	75	COL Sq Ft	80	Cu Ft	20			Chair Wt	67	COM \$2,064 A \$2,105 B \$2,186 COL/C \$2,328 D \$2,509 E \$2,691 F \$2,973 G \$3,275 H \$3,599 I \$4,103 J \$4,708 L1 \$3,497 L2 \$3,901
Dimensions	D	W	H																												
Overall	30	30	31 ½																												
Seat	20 ½	23	17 ¾																												
Upholstery	Shipping																														
COM Ydg	4	Ctn Wt	75																												
COL Sq Ft	80	Cu Ft	20																												
		Chair Wt	67																												
Inline Club Chair with Both Arm 	MTL301UA2 · wood feet not available on quickship	<table> <tr> <th>Dimensions</th><th>D</th><th>W</th><th>H</th></tr> <tr> <td>Overall</td><td>30</td><td>32</td><td>31 ½</td></tr> <tr> <td>Seat</td><td>20 ½</td><td>21</td><td>17 ¾</td></tr> <tr> <th>Upholstery</th><th colspan="3">Shipping</th></tr> <tr> <td>COM Ydg</td><td>4 ½</td><td>Ctn Wt</td><td>87</td></tr> <tr> <td>COL Sq Ft</td><td>90</td><td>Cu Ft</td><td>21</td></tr> <tr> <td></td><td></td><td>Chair Wt</td><td>79</td></tr> </table>	Dimensions	D	W	H	Overall	30	32	31 ½	Seat	20 ½	21	17 ¾	Upholstery	Shipping			COM Ydg	4 ½	Ctn Wt	87	COL Sq Ft	90	Cu Ft	21			Chair Wt	79	COM \$2,272 A \$2,320 B \$2,417 COL/C \$2,585 D \$2,800 E \$3,017 F \$3,351 G \$3,711 H \$4,093 I \$4,693 J \$5,411 L1 \$3,975 L2 \$4,453
Dimensions	D	W	H																												
Overall	30	32	31 ½																												
Seat	20 ½	21	17 ¾																												
Upholstery	Shipping																														
COM Ydg	4 ½	Ctn Wt	87																												
COL Sq Ft	90	Cu Ft	21																												
		Chair Wt	79																												
Inline Club Chair with Both Arm and Clean Out 	MTL301UA2-CO · wood feet not available on quickship · discrete clean out	<table> <tr> <th>Dimensions</th><th>D</th><th>W</th><th>H</th></tr> <tr> <td>Overall</td><td>30</td><td>32</td><td>31 ½</td></tr> <tr> <td>Seat</td><td>20 ½</td><td>21</td><td>17 ¾</td></tr> <tr> <th>Upholstery</th><th colspan="3">Shipping</th></tr> <tr> <td>COM Ydg</td><td>4 ¾</td><td>Ctn Wt</td><td>87</td></tr> <tr> <td>COL Sq Ft</td><td>95</td><td>Cu Ft</td><td>21</td></tr> <tr> <td></td><td></td><td>Chair Wt</td><td>79</td></tr> </table>	Dimensions	D	W	H	Overall	30	32	31 ½	Seat	20 ½	21	17 ¾	Upholstery	Shipping			COM Ydg	4 ¾	Ctn Wt	87	COL Sq Ft	95	Cu Ft	21			Chair Wt	79	COM \$2,380 A \$2,432 B \$2,533 COL/C \$2,709 D \$2,936 E \$3,164 F \$3,517 G \$3,895 H \$4,298 I \$4,928 J \$5,685 L1 \$4,172 L2 \$4,677
Dimensions	D	W	H																												
Overall	30	32	31 ½																												
Seat	20 ½	21	17 ¾																												
Upholstery	Shipping																														
COM Ydg	4 ¾	Ctn Wt	87																												
COL Sq Ft	95	Cu Ft	21																												
		Chair Wt	79																												

Description	① Model	Specifications				List Price Per Grade	
Two Seat Club Chair with Arms 	MTL601UA • casters not available	Dimensions	D	W	H	COM	\$3,613
		Overall	30	60	31 ½	A	\$3,679
		Seat	20 ½	46	17 ¾	B	\$3,811
		Upholstery	Shipping			COL/C	\$4,040
		COM Ydg	6 ½	Ctn Wt	148	D	\$4,335
		COL Sq Ft	130	Cu Ft	39	E	\$4,631
				Chair Wt	134	F	\$5,090
						G	\$5,581
						H	\$6,106
						I	\$6,926
						J	\$7,910
						L1	\$5,942
						L2	\$6,597

To Order, Specify:

- ① Model Number
- ② Fabric Selection - vendor, pattern and color
 - A. Chair
 - B. Seat Cushion
- ③ Optional Casters; add \$108 list
- ④ Optional Wood Feet; add \$69 list and specify finish
- ⑤ Optional Tablet Arm, Oval or Rectangular; specify shape, material, finish and add \$674 list
- ⑥ Optional Arm Cap; specify wood species, finish or 3D Laminate and add \$305 list per arm
- ⑦ Optional Power Center - Flush Mount (EC22) - Black (B) or White (W); add \$668 list each and specify left or right

- ② See a selection of graded in fabric manufacturers and patterns on pages 20-28 Contact Customer Service for additional fabric options.

Specifications

- Metal leg standard with 2 ¾" diameter leveling disc.
- Frame is puzzle jointed plywood construction.
- Seat has synthetic sheet webbing with cross strap reinforcement and 3 ¼" multi-density high resilience polyurethane foam.
- Back has 1 ¾" multi-density high resilience polyurethane foam.
- Upholstered arms are standard.
- Arm tops have 1" high resilience polyurethane foam.
- Optional arm cap is available in Maple, Walnut or Cherry.
- Optional tablet arm is available in Maple, Walnut, Cherry veneer, or HPL with exposed plywood edges.
- Linking bracket included.

Description	1 Model	Specifications				List Price Per Grade		
30° Concave Club Chair	MTI301	Dimensions		D	W	H	COM	\$1,761
		Overall		30	32	31 ½	A	\$1,791
		Seat		20 ½		17 ¾	B	\$1,852
		Upholstery		Shipping		COL/C	\$1,958	
		COM Ydg	3	Ctn Wt	57	D	\$2,094	
		COL Sq Ft	60	Cu Ft	22	E	\$2,231	
				Chair Wt	48	F	\$2,442	
						G	\$2,669	
						H	\$2,912	
						I	\$3,290	
				J	\$3,745			
				L1	\$2,836			
				L2	\$3,139			

22 ½° Concave Club Chair

MTI221

Dimensions		D	W	H
Overall		30	32	31 ½
Seat		20 ½		17 ¾
Upholstery		Shipping		
COM Ydg	3	Ctn Wt	59	
COL Sq Ft	60	Cu Ft	22	
		Chair Wt	50	

COM \$1,764

A \$1,795

B \$1,856

COL/C \$1,961

D \$2,098

E \$2,234

F \$2,445

G \$2,672

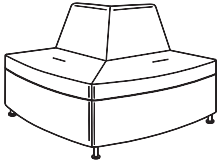
H \$2,915

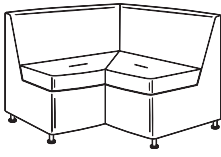
I \$3,293

J \$3,748

L1 \$2,839

L2 \$3,142

Description	① Model	Specifications				List Price Per Grade	
90° Convex Corner 	MT0901 • casters not available	Dimensions	D	W	H	COM	\$3,147
		Overall	46	46	31 ½	A	\$3,199
		Seat	20 ½		17 ¾	B	\$3,299
		Upholstery		Shipping		COL/C	\$3,477
		COM Ydg	5	Ctn Wt	122	D	\$3,703
		COL Sq Ft	100	Cu Ft	45	E	\$3,930
				Chair Wt	107	F	\$4,283
						G	\$4,661
						H	\$5,066
						I	\$5,696
						J	\$6,452
						L1	\$4,939
						L2	\$5,444

90° Concave Corner 	MTI901 • casters not available	Dimensions	D	W	H	COM	\$3,251
		Overall	46	46	31 ½	A	\$3,315
		Seat	20 ½		17 ¾	B	\$3,441
		Upholstery		Shipping		COL/C	\$3,662
		COM Ydg	6 ¼	Ctn Wt	132	D	\$3,945
		COL Sq Ft	125	Cu Ft	45	E	\$4,230
				Chair Wt	117	F	\$4,671
						G	\$5,143
						H	\$5,648
						I	\$6,436
						J	\$7,381
						L1	\$5,490
						L2	\$6,121


To Order, Specify:

- ① Model Number
- ② Fabric Selection - vendor, pattern and color
 - A. Chair
 - B. Seat Cushion
- ③ Optional Casters; add \$108 list
- ④ Optional Wood Feet; add \$69 list and specify finish
- ⑤ Optional Tablet Arm, Oval or Rectangular; specify shape, material, finish and add \$674 list
- ⑥ Optional Arm Cap; specify wood species, finish or 3D Laminate and add \$305 list per arm
- ⑦ Optional Power Center - Flush Mount (EC22) - Black (B) or White (W); add \$668 list each and specify left or right


- ② See a selection of graded in fabric manufacturers and patterns on pages 20-28. Contact Customer Service for additional fabric options.

Specifications

- Metal leg standard with 2 ¾" diameter leveling disc.
- Frame is puzzle jointed plywood construction.
- Seat has synthetic sheet webbing with cross strap reinforcement and 3 ¼" multi-density high resilience polyurethane foam.
- Back has 1 ¾" multi-density high resilience polyurethane foam.
- Upholstered arms are standard.
- Arm tops have 1" high resilience polyurethane foam.
- Optional arm cap is available in Maple, Walnut or Cherry.
- Optional tablet arm is available in Maple, Walnut, Cherry veneer, or HPL with exposed plywood edges.
- Linking bracket included.

Description	① Model	Specifications				List Price Per Grade		
30° Concave Club Chair with Work Shelf 	MTI304 · casters not available	Dimensions		D	W	H	COM	\$2,630
		Overall		41 ¼	32	39	A	\$2,661
		Seat		20 ½		17 ¾	B	\$2,722
		Upholstery		Shipping			COL/C	\$2,828
		COM Ydg		3	Ctn Wt	95	D	\$2,963
		COL Sq Ft		60	Cu Ft	27	E	\$3,100
					Chair Wt	83	F	\$3,312
							G	\$3,539
							H	\$3,781
							I	\$4,159
					J	\$4,613		
					L1	\$3,705		
					L2	\$4,007		

22 ½° Concave Club Chair with Work Shelf



MTI224

· casters not available

Dimensions	D	W	H
Overall	41 ¼	32	39
Seat	20 ½		17 ¾
Upholstery	Shipping		
COM Ydg	3	Ctn Wt	97
COL Sq Ft	60	Cu Ft	27
		Chair Wt	85

COM \$2,644

A \$2,674

B \$2,735

COL/C \$2,841

D \$2,977

E \$3,114

F \$3,326

G \$3,552

H \$3,795

I \$4,173

J \$4,628

L1 \$3,718

L2 \$4,022

Description	① Model	Specifications				List Price Per Grade	
30° Concave Club Chair with Arm and Work Shelf	MTI304UAR MTI304UAL · casters not available · tablet arm not available	Dimensions	D	W	H	COM	\$2,815
		Overall	41 ¼	32	39	A	\$2,854
		Seat	20 ½		17 ¾	B	\$2,929
		Upholstery		Shipping		COL/C	\$3,062
		COM Ydg	3 ¾	Ctn Wt	110	D	\$3,232
		COL Sq Ft	75	Cu Ft	27	E	\$3,402
				Chair Wt	98	F	\$3,667
						G	\$3,951
						H	\$4,254
						I	\$4,726
						J	\$5,295
						L1	\$4,159
						L2	\$4,537

22 ½° Concave Club Chair with Arm and Work Shelf	MTI224UAR MTI224UAL · casters not available · tablet arm not available	Dimensions	D	W	H	COM	\$2,819
		Overall	41 ¼	32	39	A	\$2,858
		Seat	20 ½		17 ¾	B	\$2,934
		Upholstery		Shipping		COL/C	\$3,067
		COM Ydg	3 ¾	Ctn Wt	112	D	\$3,237
		COL Sq Ft	75	Cu Ft	27	E	\$3,407
				Chair Wt	100	F	\$3,672
						G	\$3,956
						H	\$4,258
						I	\$4,731
						J	\$5,299
						L1	\$4,164
						L2	\$4,543

To Order, Specify:

- ① Model Number
- ② Fabric Selection - vendor, pattern and color
 - A. Chair
 - B. Seat Cushion
- ③ Optional Wood Feet; add \$69 list and specify finish
- ④ Optional Arm Cap; specify wood species, finish or 3D Laminate and add \$305 list per arm
- ⑤ Optional Power Center - Flush Mount (EC22) - Black (B) or White (W);
 - Side of Seating; add \$668 list each and specify right or left
 - Back of Work Shelf; add \$779 list each
- ⑥ Work Shelf Wood Species - Cherry (CH1), Maple (MA1) or Walnut (WA1)
- ⑦ Work Shelf Wood Finish
- ⑧ Work Shelf Laminate Color Selection
- ⑨ Optional Work Shelf Acrylic Screen; add \$240 list

- ② See a selection of graded in fabric manufacturers and patterns on pages 20-28. Contact Customer Service for additional fabric options.

⑦ Work Shelf Wood Finish Options:**Cherry**

BRL Barley
BBM Bourbon Medium
BRM Brighton Medium
CLA Classic
CLL Collectors
EAR Earthy
HRV Harvest
LGC Legacy
PRL Praline
SAF Saffron

Walnut

AUB Auburn
ESP Espresso
MCH Mocha
NTO Night Owl
SIE Sienna
TOF Toffee
TRF Truffle

Maple




ALM Ale Medium
BUT Butterscotch
CIN Cinnamon
FLX Flax
VEN Venetian


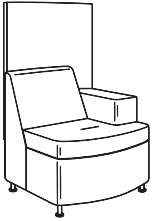
⑧ Work Shelf Laminate Color Selection:



DWH Designer White
SHD Shadow
SLG Slate Grey



Specifications

- Metal leg standard with 2 ¾" diameter leveling disc.
- Frame is puzzle jointed plywood construction.
- Seat has synthetic sheet webbing with cross strap reinforcement and 3 ¼" multi-density high resilience polyurethane foam.
- Back has 1 ¾" multi-density high resilience polyurethane foam.
- Upholstered arms are standard.
- Arm tops have 1" high resilience polyurethane foam.
- Optional arm cap is available in Maple, Walnut or Cherry.
- 39" high rear work shelf is available in Maple, Cherry, Walnut veneer or solid color HPL with exposed plywood edges.
- Work shelf is field installed.
- Work shelf dimensions 9 ½" x 22"
- Optional frosted acrylic screen with brushed aluminum standoffs is 4 ¾" tall
- Linking bracket included.

Description	① Model	Specifications	List Price Per Grade																														
Inline Club Chair with Privacy Screen 	MTL306 · casters not available	<table><tr><th>Dimensions</th><th>D</th><th>W</th><th>H</th></tr><tr><td>Overall</td><td>31 ¾</td><td>30</td><td>50</td></tr><tr><td>Seat</td><td>20 ½</td><td>30</td><td>17 ¾</td></tr><tr><th colspan="2">Upholstery</th><th colspan="2">Shipping</th></tr><tr><td>COM Ydg</td><td>5 ¼</td><td>Ctn Wt</td><td>78</td></tr><tr><td>COL Sq Ft</td><td>105</td><td>Cu Ft</td><td>24</td></tr><tr><td></td><td></td><td>Chair Wt</td><td>67</td></tr></table>	Dimensions	D	W	H	Overall	31 ¾	30	50	Seat	20 ½	30	17 ¾	Upholstery		Shipping		COM Ydg	5 ¼	Ctn Wt	78	COL Sq Ft	105	Cu Ft	24			Chair Wt	67	COM \$2,351 A \$2,404 B \$2,511 COL/C \$2,695 D \$2,934 E \$3,172 F \$3,543 G \$3,941 H \$4,364 I \$5,026 J \$5,821 L1 \$4,232 L2 \$4,761		
		Dimensions	D	W	H																												
		Overall	31 ¾	30	50																												
		Seat	20 ½	30	17 ¾																												
		Upholstery		Shipping																													
		COM Ydg	5 ¼	Ctn Wt	78																												
		COL Sq Ft	105	Cu Ft	24																												
				Chair Wt	67																												
		30° Concave Club Chair with Privacy Screen 	MTI306 · casters not available	<table><tr><th>Dimensions</th><th>D</th><th>W</th><th>H</th></tr><tr><td>Overall</td><td>31 ¾</td><td>32</td><td>50</td></tr><tr><td>Seat</td><td>20 ½</td><td></td><td>17 ¾</td></tr><tr><th colspan="2">Upholstery</th><th colspan="2">Shipping</th></tr><tr><td>COM Ydg</td><td>5 ¼</td><td>Ctn Wt</td><td>74</td></tr><tr><td>COL Sq Ft</td><td>105</td><td>Cu Ft</td><td>26</td></tr><tr><td></td><td></td><td>Chair Wt</td><td>63</td></tr></table>	Dimensions	D	W	H	Overall	31 ¾	32	50	Seat	20 ½		17 ¾	Upholstery		Shipping		COM Ydg	5 ¼	Ctn Wt	74	COL Sq Ft	105	Cu Ft	26			Chair Wt	63	COM \$2,355 A \$2,409 B \$2,515 COL/C \$2,700 D \$2,938 E \$3,177 F \$3,547 G \$3,945 H \$4,368 I \$5,031 J \$5,825 L1 \$4,236 L2 \$4,765
				Dimensions	D	W	H																										
Overall	31 ¾			32	50																												
Seat	20 ½				17 ¾																												
Upholstery				Shipping																													
COM Ydg	5 ¼			Ctn Wt	74																												
COL Sq Ft	105			Cu Ft	26																												
				Chair Wt	63																												
22 ½° Concave Club Chair with Privacy Screen 	MTI226 · casters not available			<table><tr><th>Dimensions</th><th>D</th><th>W</th><th>H</th></tr><tr><td>Overall</td><td>31 ¾</td><td>32</td><td>50</td></tr><tr><td>Seat</td><td>20 ½</td><td></td><td>17 ¾</td></tr><tr><th colspan="2">Upholstery</th><th colspan="2">Shipping</th></tr><tr><td>COM Ydg</td><td>5 ¼</td><td>Ctn Wt</td><td>76</td></tr><tr><td>COL Sq Ft</td><td>105</td><td>Cu Ft</td><td>26</td></tr><tr><td></td><td></td><td>Chair Wt</td><td>65</td></tr></table>	Dimensions	D	W	H	Overall	31 ¾	32	50	Seat	20 ½		17 ¾	Upholstery		Shipping		COM Ydg	5 ¼	Ctn Wt	76	COL Sq Ft	105	Cu Ft	26			Chair Wt	65	COM \$2,361 A \$2,416 B \$2,522 COL/C \$2,707 D \$2,945 E \$3,184 F \$3,554 G \$3,952 H \$4,376 I \$5,037 J \$5,832 L1 \$4,243 L2 \$4,773
				Dimensions	D	W	H																										
		Overall	31 ¾	32	50																												
		Seat	20 ½		17 ¾																												
		Upholstery		Shipping																													
		COM Ydg	5 ¼	Ctn Wt	76																												
		COL Sq Ft	105	Cu Ft	26																												
				Chair Wt	65																												

Description	① Model	Specifications	List Price Per Grade
Inline Club Chair with Arm and Privacy Screen   right left	MTL306UAR MTL306UAL • casters not available	Dimensions D W H	COM \$2,492
		Overall 31 ¾ 30 50	A \$2,553
		Seat 20 ½ 23 17 ¾	B \$2,674
		Upholstery Shipping	COL/C \$2,886
		COM Ydg 6 Ctn Wt 93	D \$3,159
		COL Sq Ft 120 Cu Ft 24	E \$3,432
			F \$3,855
			G \$4,309
			H \$4,793
			I \$5,550
			J \$6,458
			L1 \$4,641
			L2 \$5,247

30° Concave Club Chair with Arm and Privacy Screen   right left	MTI306UAR MTI306UAL • casters not available • tablet arm not available	Dimensions D W H	COM \$2,539
		Overall 31 ¾ 32 50	A \$2,600
		Seat 20 ½ 17 ¾	B \$2,722
		Upholstery Shipping	COL/C \$2,934
		COM Ydg 6 Ctn Wt 89	D \$3,206
		COL Sq Ft 120 Cu Ft 26	E \$3,479
			F \$3,902
			G \$4,356
			H \$4,840
			I \$5,597
			J \$6,506
			L1 \$4,689
			L2 \$5,295

22 ½° Concave Club Chair with Arm and Privacy Screen   right left	MTI226UAR MTI226UAL • casters not available • tablet arm not available	Dimensions D W H	COM \$2,546
		Overall 31 ¾ 32 50	A \$2,607
		Seat 20 ½ 17 ¾	B \$2,729
		Upholstery Shipping	COL/C \$2,940
		COM Ydg 6 Ctn Wt 91	D \$3,213
		COL Sq Ft 120 Cu Ft 26	E \$3,485
			F \$3,908
			G \$4,363
			H \$4,847
			I \$5,603
			J \$6,512
			L1 \$4,695
			L2 \$5,301

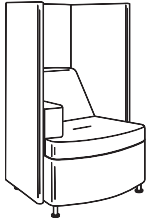
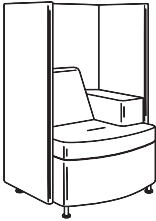
To Order, Specify:

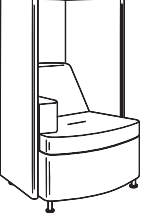
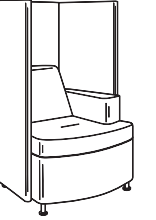
- ① Model Number
- ② Fabric Selection - vendor, pattern and color
 - A. Chair
 - B. Seat Cushion
 - C. Privacy Screen
- ③ Optional Wood Feet; add \$69 list and specify finish
- ④ Optional Tablet Arm, Oval or Rectangular; specify shape, material, finish and add \$674 list
- ⑤ Optional Arm Cap; specify wood species, finish or 3D Laminate and add \$305 list per arm
- ⑥ Optional Power Center - Flush Mount (EC22) - Black (B) or White (W); add \$668 list each and specify left or right

- ② See a selection of graded in fabric manufacturers and patterns on pages 20-28. Contact Customer Service for additional fabric options.

Specifications

- Metal leg standard with 2 ¾" diameter leveling disc.
- Frame is puzzle jointed plywood construction.
- Seat has synthetic sheet webbing with cross strap reinforcement and 3 ¼" multi-density high resilience polyurethane foam.
- Back has 1 ¾" multi-density high resilience polyurethane foam.
- Upholstered arms are standard.
- Arm tops have 1" high resilience polyurethane foam.
- Optional arm cap is available in Maple, Walnut or Cherry.
- Optional tablet arm is available in Maple, Walnut, Cherry veneer, or HPL with exposed plywood edges.
- Upholstered privacy screen has polyurethane foam.
- Screen is field installed.
- Linking bracket included.

Description	① Model	Specifications				List Price Per Grade	
Inline Club Chair with Arm and Privacy Surround   right left	MTL305UAR MTL305UAL <ul style="list-style-type: none"> · tablet arm not available · wood feet not available on quickship 	Dimensions	D	W	H	COM	\$3,171
		Overall	31 ¾	33 ½	50	A	\$3,261
		Seat	20 ½	23	17 ¾	B	\$3,437
		Upholstery	Shipping			COL/C	\$3,747
		COM Ydg	9	Ctn Wt	133	D	\$4,144
		COL Sq Ft	181	Cu Ft	37	E	\$4,541
				Chair Wt	122	F	\$5,158
						G	\$5,821
						H	\$6,527
						I	\$7,630
						J	\$8,955
						L1	\$6,306
						L2	\$7,189

22 ½° Convex Club Chair with Arm and Privacy Surround   right left	MT0225UAR MT0225UAL <ul style="list-style-type: none"> · tablet arm not available · wood feet not available on quickship 	Dimensions	D	W	H	COM	\$3,115
		Overall	31 ¾	33 ½	50	A	\$3,199
		Seat	20 ½		17 ¾	B	\$3,365
		Upholstery	Shipping			COL/C	\$3,656
		COM Ydg	8 ½	Ctn Wt	130	D	\$4,031
		COL Sq Ft	171	Cu Ft	37	E	\$4,406
				Chair Wt	117	F	\$4,988
						G	\$5,613
						H	\$6,279
						I	\$7,320
						J	\$8,568
						L1	\$6,071
						L2	\$6,903

To Order, Specify:

- ① Model Number
- ② Fabric Selection - vendor, pattern and color
 - A. Chair
 - B. Seat Cushion
 - C. Privacy Surround
- ③ Optional Casters; add \$108 list
- ④ Optional Wood Feet; add \$69 list and specify finish
- ⑤ Optional Arm Cap; specify wood species, finish or 3D Laminate and add \$305 list per arm
- ⑥ Optional Power Center - Privacy Surround Flush Mount (EC22) - Black (B) or White (W); add \$668 list each and specify left or right.

- ② See a selection of graded in fabric manufacturers and patterns on pages 20-28. Contact Customer Service for additional fabric options.

Specifications

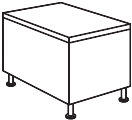
- Metal leg standard with 2 ¾" diameter leveling disc.
- Frame is puzzle jointed plywood construction.
- Seat has synthetic sheet webbing with cross strap reinforcement and 3 ¼" multi-density high resilience polyurethane foam.
- Back has 1 ¾" multi-density high resilience polyurethane foam.
- Upholstered arms are standard.
- Arm tops have 1" high resilience polyurethane foam.
- Optional arm cap is available in Maple, Walnut or Cherry.
- Upholstered privacy screen has polyurethane foam.

Description	D	W	H	CTN WT	CU FT	① Model	Flat Cut List Price	Double Cut List Price
Linking Drum Table	25 13⁄16	25 13⁄16	15	48	9	MTV2525DTC	\$3,163	\$3,479



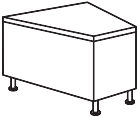
- quarter round
- power unit available, see page MT64

Linking Drum Table	22 1⁄4	15	15	40	5	MTV1522DTS	\$1,217	\$1,340
--------------------	--------	----	----	----	---	------------	---------	---------



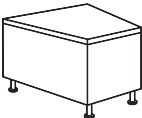
- rectangle
- power unit available, see page MT64

Linking Drum Table	22 1⁄4	22 1⁄4	15	47	6	MTV2230DTW	\$1,463	\$1,608
--------------------	--------	--------	----	----	---	------------	---------	---------



- 30° wedge
- power unit available, see page MT64

Linking Drum Table	22 1⁄4	22 1⁄4	15	49	6	MTV2222DTW	\$1,470	\$1,618
--------------------	--------	--------	----	----	---	------------	---------	---------



- 22 1⁄2° wedge
- power unit available, see page MT64

To Order, Specify:



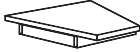
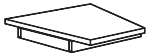
- ① Model Number
- ② Wood Species - Cherry (CH1), Maple (MA1), Walnut (WA1) or Double Cut (DC1)
- ③ Wood Finish
- ④ Optional Wood Feet; add \$69 list and specify finish
- ⑤ Power Unit
 - Linking Drum Table - Node; specify with EC24 and order separately, see page MT64.
- ⑥ Optional Wood Grain Laminate Top - no upcharge. Finishes with an asterisk (*) have a coordinating laminate available.

③ Wood Finish Options:

Cherry		Maple		Walnut	
BRL	Barley	ALM	Ale Medium	AUB	Auburn
BBM	Bourbon Medium	BUT	Butterscotch	ESP	Espresso
BRM	Brighton Medium	CIN	Cinnamon	MCH	Mocha
CLA	Classic	FLX	Flax	NTO	Night Owl
CLL	Collectors	VEN	Venetian	SIE	Sienna
EAR	Earthy			TOF	Toffee
HRV	Harvest			TRF	Truffle
LGC	Legacy				
PRL	Praline				
SAF	Saffron				
Double Cut					
COF	Coffee				
CRM	Cremello				
FOS	Fossil				
GRH	Graphite				
KHK	Khaki				
STU	Studio Teak				

Specifications

- Metal leg standard with 2 3⁄8" diameter leveling disc.
- Plywood construction with glue, dowel, and metal fasteners.
- Linking bracket included to attach to lounge.

Description	D	W	H	CTN WT	CU FT	① Model	Laminate HPL	Veneer	
								Flat Cut	Double Cut
Linking Table Top	25 13/16	25 13/16	15	28	4	MTT2525LTC	\$1,149		
	25 13/16	25 13/16	15	28	4	MTV2525LTC		\$1,209	\$1,331
	· quarter round								
Linking Table Top	22 1/4	15	15	18	2	MTT1522LTS	\$1,040		
	22 1/4	15	15	18	2	MTV1522LTS		\$1,095	\$1,204
	· rectangular								
Linking Table Top	22 1/4	22 1/4	15	22	3	MTT2230LTW	\$1,095		
	22 1/4	22 1/4	15	22	3	MTV2230LTW		\$1,150	\$1,267
	· 30° wedge								
Linking Table Top	22 1/4	22 1/4	15	22	3	MTT2222LTW	\$1,095		
	22 1/4	22 1/4	15	22	3	MTV2222LTW		\$1,150	\$1,267
	· 22 1/2° wedge								

To Order, Specify:**Veneer Models**

- ① Model Number
 ② Wood Species - Cherry (CH1), Maple (MA1), Walnut (WA1) or Double Cut (DC1)
 ③ Wood Finish

Laminate Models

- ① Model Number
 ② Laminate Color

② Laminate Color Options:**Veneer Grain Pattern Laminates**

AGA	Aged Ash	BGL	Brighton Light	PIN	Pinnacle Walnut
ALL	Ale Light	CLL	Collectors	STU	Studio Teak
BRL	Barley	FLO	Florence Walnut	VIN	Vintage
BLO	Blonde Echo	GRH	Graphite	WLH	Walnut Heights
BOL	Bourbon Light	HGL	High Line	WEA	Weathered Ash
BZW	Brazilwood	OAT	Oatmeal Cookie		


Solid Laminates

ALB	Alabaster	SHD	Shadow
BBL	Bridal Blanco	SLG	Slate Grey
DWH	Designer White		

Specifications

- 1" thick top with wood rim or PVC edge on silver metal frame.
- Permanent bolt attachment through side of adjacent lounge unit.

Description	D	W	H	CTN WT	CU FT	① Model	Flat Cut List Price	Double Cut List Price
Conical Base Pull-Up Table	22	22	26	48	7	MTVP22ROUN	\$1,480	\$1,629
	26	26	26	51	8	MTVP26ROUN	\$1,504	\$1,656
	30	30	26	52	9	MTVP30ROUN	\$1,532	\$1,688



- round top
- power unit not available

Conical Base Pull-Up Table	22	22	26	46	7	MTVP22TRI	\$1,480	\$1,629
	26	26	26	49	8	MTVP26TRI	\$1,504	\$1,656




- triangle top
- power unit not available

Conical Base Pull-Up Table	22	22	26	47	7	MTVP22SQCL	\$1,480	\$1,629
	26	26	26	50	8	MTVP26SQCL	\$1,504	\$1,656

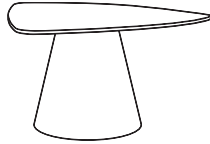


- squircle top
- power unit not available

Description	D	W	H	CTN WT	CU FT	① Model	Flat Cut List Price	Double Cut List Price
	36	36	26	116	16	MTVF36ROUN	\$2,117	\$2,329
	42	42	26	127	17	MTVF42ROUN	\$2,187	\$2,407
	48	48	26	138	19	MTVF48ROUN	\$2,250	\$2,475
	54	54	26	152	21	MTVF54ROUN	\$2,331	\$2,564

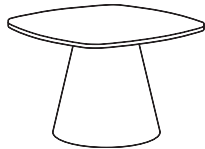
- round top
- power unit available, see page MT64

Conical Base Work Table	36	36	26	113	16	MTVF36TRI	\$2,143	\$2,357
	42	42	26	122	17	MTVF42TRI	\$2,200	\$2,420
	48	48	26	132	19	MTVF48TRI	\$2,250	\$2,475
	54	54	26	146	21	MTVF54TRI	\$2,331	\$2,564



- triangle top
- power unit available, see page MT64

Conical Base Work Table	36	36	26	121	16	MTVF36SQCL	\$2,117	\$2,329
	42	42	26	134	17	MTVF42SQCL	\$2,187	\$2,407
	48	48	26	146	19	MTVF48SQCL	\$2,250	\$2,475
	54	54	26	162	21	MTVF54SQCL	\$2,331	\$2,564



- squirrel top
- power unit available, see page MT64

To Order, Specify:

- ① Model Number
- ② Top Material
 - A.) Veneer
 - 1.) Wood Species - Cherry (CH1), Maple (MA1) Walnut (WA1) or Double Cut (DC1) (see page 129)
 - 2.) Finish Color (see page 129)
 - B.) Laminate
 - 1.) Laminate Color (see page 129)
 - C.) Paint
 - 1.) Paint Color (see page 130)
- ③ Conical Base Color
- ④ Power Unit - Moire; specify with EC23 cut-out or Node; specify with EC24 cut-out. The EC23 and EC24 must be ordered separately, see page 192.

② Top Options:

A.) Top Wood Finish Options:

Cherry	Maple	Walnut
BRL Barley	ALM Ale Medium	AUB Auburn
BBM Bourbon Medium	BUT Butterscotch	ESP Espresso
BRM Brighton Medium	CIN Cinnamon	MCH Mocha*
CLA Classic	FLX Flax	NTO Night Owl*
CLL Collectors*	VEN Venetian	SIE Sienna*
EAR Earthy		TOF Toffee
HRV Harvest*		TRF Truffle*
LGC Legacy		
PRL Praline*		
SAF Saffron		

*finishes with coordinating laminate top option

Double Cut

COF Coffee
CRM Cremello
FOS Fossil
GRH Graphite
KHK Khaki
STU Studio Teak

B.) Top Laminate Color Options:

Veneer Grain Pattern Laminates

AGA Aged Ash	BGL Brighton Light	PIN Pinnacle Walnut
ALL Ale Light	CLL Collectors	STU Studio Teak
BRL Barley	FLO Florence Walnut	VIN Vintage
BLO Blonde Echo	GRH Graphite	WLH Walnut Heights
BOL Bourbon Light	HGL High Line	WEA Weathered Ash
BZW Brazilwood	OAT Oatmeal Cookie	

Solid Laminates

ALB Alabaster	SHD Shadow
BBL Bridal Blanco	SLG Slate Gray
DWH Designer White	

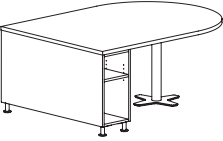
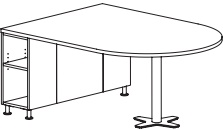
C.) Top Paint Color Options:

BKD Backdrop	GRV Greek Villa
BFX Black Fox	NET Network Gray
BWH Bright White	NWH Nonchalant White
CGP Cargo Pants	STM Storm
CHT Chatroom	TRC Tricorn Black
FRR French Roast	

③ Base Color Options:

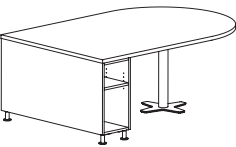
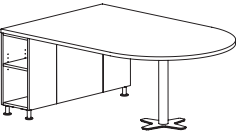
CAG Aged Ash Coordinate	CGR Graphite Coordinate
PAB Alabaster	GRV Greek Villa
ALM Ale Medium	GLF Gulf Stream
AUB Auburn	HRV Harvest
BRL Barley	HTB Hearthrob
BKD Backdrop	CHL High Line Coordinate
BFX Black Fox	CKC Khaki Coordinate
CBE Blonde Echo Coordinate	LGC Legacy
BBM Bourbon Medium	MCH Mocha
CBZ Brazilwood Coordinate	NET Network Gray
PBB Bridal Blanco	NTO Night Owl
BRM Brighton Medium	NWH Nonchalant White
BWH Bright White	COA Oatmeal Cookie Coordinate
BUT Butterscotch	PAR Paradise
CGP Cargo Pants	CPI Pinnacle Walnut Coordinate
CHT Chatroom	PRL Praline
CIN Cinnamon	QXP Quixotic Plum
CLA Classic	RBZ Relic Bronze
CCF Coffee Coordinate	SAF Saffron
CLL Collectors	SNB Sandbank
CCR Cremello Coordinate	SHD Shadow
DSY Daisy	SIE Sienna
DRG Daring	PSG Slate Gray
PDW Designer White	STM Storm
DYN Dynamo	CST Studio Teak Coordinate
EAR Earthy	TOF Toffee
ENG Enigma	TRC Tricorn Black
FLX Flax	TRF Truffle
CFL Florence Walnut Coordinate	VEN Venetian
CFO Fossil Coordinate	CVI Vintage Coordinate
FRR French Roast	CWH Walnut Heights Coordinate
GBY Georgian Bay	CWE Weathered Ash Coordinate

Description	D	W	H	CTN WT	CU FT	① Model	Laminate		Veneer	
							TFL Top	HPL Top	Flat Cut	Double Cut
Media Activity Center	48	66	28	245	24	MTT4866-28MATB	\$4,489	\$4,628		
	48	66	28	245	24	MTV4866-28MATB			\$5,588	\$6,146



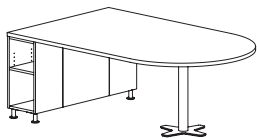
- bullet shape top
- 48" x 66" worksurface
- 28"h worksurface
- side access bookcase base; 12 ¼"w
- front center access panel

Media Activity Center	48	72	28	263	25	MTT4872-28MATB	\$4,550	\$4,691		
	48	72	28	263	25	MTV4872-28MATB			\$5,640	\$6,204

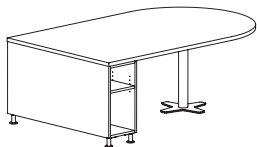


- bullet shape top
- 48" x 72" worksurface
- 28"h worksurface
- side access bookcase base; 12 ¼"w
- front center access panel

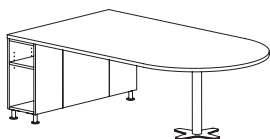
Description	D	W	H	CTN WT	CU FT	① Model	Laminate		Veneer	
							TFL Top	HPL Top	Flat Cut	Double Cut
Media Activity Center	48	78	28	281	26	MTT4878-28MATB	\$4,613	\$4,755		
	48	78	28	281	26	MTV4878-28MATB			\$5,664	\$6,231



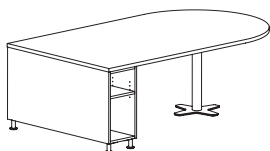
- bullet shape top
- 48" x 78" worksurface
- 28"h worksurface
- side access bookcase base; 12 1/4"w
- front center access panel



Media Activity Center	48	84	28	299	27	MTT4884-28MATB	\$4,674	\$4,817		
	48	84	28	299	27	MTV4884-28MATB			\$5,749	\$6,325



- bullet shape top
- 48" x 84" worksurface
- 28"h worksurface
- side access bookcase base; 12 1/4"w
- front center access panel



To Order, Specify:

- ① Model Number
- ② Wood Species - Cherry (CH1), Maple (MA1), Walnut (WA1) or Double Cut (DC1)
- ③ Wood Finish
- ④ Laminate Selection
- ⑤ Optional Wood Feet; add \$69 list and specify finish
- ⑥ Optional Power Unit
 - Media Table - Ellora; specify with EC25 and order separately, see page MT64.
- ⑦ Optional DropShare Power Unit; specify with Drop12 or Drop14 and order separately, see page MT64.
- ⑧ Optional Coordinating Wood Grain Laminate Table Top - no upcharge. Finishes with an asterisk (*) have a coordinating laminate available.

③ Wood Finish Options:

Cherry		Maple		Walnut	
BRL	Barley	ALM	Ale Medium	AUB	Auburn
BBM	Bourbon Medium	BUT	Butterscotch	ESP	Espresso
BRM	Brighton Medium	CIN	Cinnamon	MCH	Mocha*
CLA	Classic	FLX	Flax	NTO	Night Owl*
CLL	Collectors*	VEN	Venetian	SIE	Sienna*
EAR	Earthy			TOF	Toffee
HRV	Harvest			TRF	Truffle*
LGC	Legacy				
PRL	Praline*	*finishes with coordinating laminate top option			
SAF	Saffron				

Double Cut

COF	Coffee
CRM	Cremello
FOS	Fossil
GRH	Graphite
KHK	Khaki
STU	Studio Teak

④ Laminate Options:

Veneer Grain Pattern Laminates

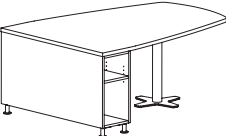
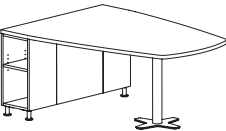
AGA	Aged Ash	BGL	Brighton Light	PIN	Pinnacle Walnut
ALL	Ale Light	CLL	Collectors	STU	Studio Teak
BRL	Barley	FLO	Florence Walnut	VIN	Vintage
BLO	Blonde Echo	GRH	Graphite	WLH	Walnut Heights
BOL	Bourbon Light	HGL	High Line	WEA	Weathered Ash
BZW	Brazilwood	OAT	Oatmeal Cookie		

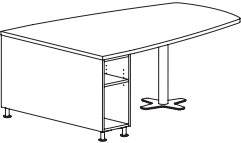
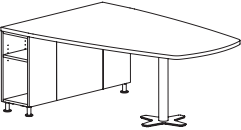
Solid Laminates

ALB	Alabaster	SHD	Shadow
BBL	Bridal Blanco	SLG	Slate Grey
DWH	Designer White		

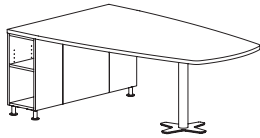
Specifications

- Metal leg standard with 2 3/8" diameter leveling disc.
- 3" diameter metal support post with integrated leveling and X-base with neoprene pads.
- Plywood construction with glue, dowel, and metal fasteners.
- 1 3/16" thick worksurface with radiused corners and a wood rim or PVC edge.
- Grommet in media panel
- TV bracket included. Recommended TV size 42".
- Bookcase with side access and rear access. Each compartment has one adjustable shelf.
- Rear hinged doors for wire access.
- Removable lower panels for wire access.

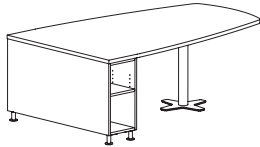
Description	D	W	H	CTN WT	CU FT	① Model	Laminate		Veneer	
							TFL Top	HPL Top	Flat Cut	Double Cut
Media Activity Center	48	66	28	240	24	MTT4866-28MATW	\$4,489	\$4,628		
	48	66	28	240	24	MTV4866-28MATW			\$5,588	\$6,146
<div><div></div><div><ul style="list-style-type: none">· wedge shape top· 48" x 66" worksurface· 28"h worksurface· side access bookcase base; 12 ¼"w· front center access panel</div></div>										

Media Activity Center	48	72	28	258	25	MTT4872-28MATW	\$4,550	\$4,691		
	48	72	28	258	25	MTV4872-28MATW			\$5,640	\$6,204
<div><div></div><div><ul style="list-style-type: none">· wedge shape top· 48" x 72" worksurface· 28"h worksurface· side access bookcase base; 12 ¼"w· front center access panel</div></div>										

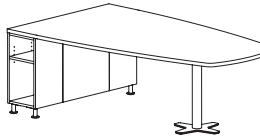
Description	D	W	H	CTN WT	CU FT	① Model	Laminate		Veneer	
							TFL Top	HPL Top	Flat Cut	Double Cut
Media Activity Center	48	78	28	276	26	MTT4878-28MATW	\$4,613	\$4,755		
	48	78	28	276	26	MTV4878-28MATW			\$5,664	\$6,231



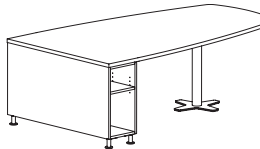
- wedge shape top
- 48" x 78" worksurface
- 28"h worksurface
- side access bookcase base; 12 1/4"w
- front center access panel



Media Activity Center	48	84	28	294	27	MTT4884-28MATW	\$4,674	\$4,817		
	48	84	28	294	27	MTV4884-28MATW			\$5,749	\$6,325



- wedge shape top
- 48" x 84" worksurface
- 28"h worksurface
- side access bookcase base; 12 1/4"w
- front center access panel



To Order, Specify:

- ① Model Number
- ② Wood Species - Cherry (CH1), Maple (MA1), Walnut (WA1) or Double Cut (DC1)
- ③ Wood Finish
- ④ Laminate Selection
- ⑤ Optional Wood Feet; add \$69 list and specify finish
- ⑥ Optional Power Unit
 - Media Table - Ellora; specify with EC25 and order separately, see page MT64.
- ⑦ Optional DropShare Power Unit; specify with Drop12 or Drop14 and order separately, see page MT64.
- ⑧ Optional Coordinating Wood Grain Laminate Table Top - no upcharge. Finishes with an asterisk (*) have a coordinating laminate available.

③ Wood Finish Options:

Cherry		Maple		Walnut	
BRL	Barley	ALM	Ale Medium	AUB	Auburn
BBM	Bourbon Medium	BUT	Butterscotch	ESP	Espresso
BRM	Brighton Medium	CIN	Cinnamon	MCH	Mocha*
CLA	Classic	FLX	Flax	NTO	Night Owl*
CLL	Collectors*	VEN	Venetian	SIE	Sienna*
EAR	Earthy			TOF	Toffee
HRV	Harvest			TRF	Truffle*
LGC	Legacy				
PRL	Praline*	*finishes with coordinating laminate top option			
SAF	Saffron				

Double Cut

COF	Coffee
CRM	Cremello
FOS	Fossil
GRH	Graphite
KHK	Khaki
STU	Studio Teak

④ Laminate Options:

Veneer Grain Pattern Laminates

AGA	Aged Ash	BGL	Brighton Light	PIN	Pinnacle Walnut
ALL	Ale Light	CLL	Collectors	STU	Studio Teak
BRL	Barley	FLO	Florence Walnut	VIN	Vintage
BLO	Blonde Echo	GRH	Graphite	WLH	Walnut Heights
BOL	Bourbon Light	HGL	High Line	WEA	Weathered Ash
BZW	Brazilwood	OAT	Oatmeal Cookie		

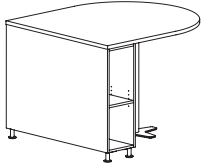
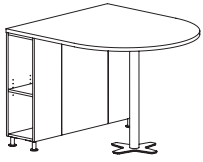
Solid Laminates

ALB	Alabaster	SHD	Shadow
BBL	Bridal Blanco	SLG	Slate Grey
DWH	Designer White		

Specifications

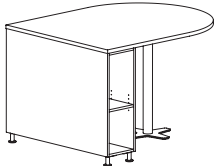
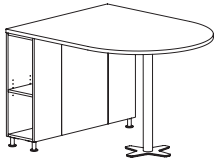
- Metal leg standard with 2 3/8" diameter leveling disc.
- 3" diameter metal support post with integrated leveling and X-base with neoprene pads.
- Plywood construction with glue, dowel, and metal fasteners.
- 1 3/8" thick worksurface with radiused corners and a wood rim or PVC edge.
- Grommet in media panel
- TV bracket included. Recommended TV size 42".
- Bookcase with side access and rear access. Each compartment has one adjustable shelf.
- Rear hinged doors for wire access.
- Removable lower panels for wire access.

Description	D	W	H	CTN WT	CU FT	① Model	Laminate		Veneer	
							TFL Top	HPL Top	Flat Cut	Double Cut
Media Activity Center	48	54	39	241	27	MTT4854-39MATB	\$4,487	\$4,626		
	48	54	39	241	27	MTV4854-39MATB			\$5,646	\$6,212



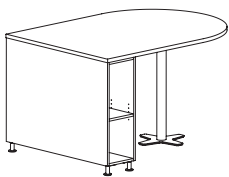
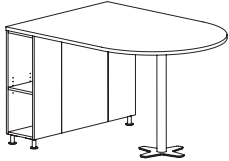
- bullet shape top
- 48" x 54" worksurface
- 39"h worksurface
- side access bookcase base; 12 1/4"w
- front center access panel

Media Activity Center	48	60	39	259	28	MTT4860-39MATB	\$4,537	\$4,679		
	48	60	39	259	28	MTV4860-39MATB			\$5,687	\$6,258



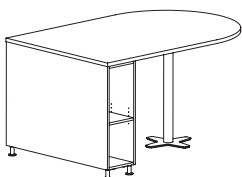
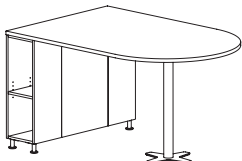
- bullet shape top
- 48" x 60" worksurface
- 39"h worksurface
- side access bookcase base; 12 1/4"w
- front center access panel

Media Activity Center	48	66	39	277	29	MTT4866-39MATB	\$4,660	\$4,803		
	48	66	39	277	29	MTV4866-39MATB			\$5,806	\$6,387



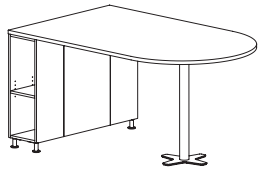
- bullet shape top
- 48" x 66" worksurface
- 39"h worksurface
- side access bookcase base; 12 1/4"w
- front center access panel

Media Activity Center	48	72	39	295	30	MTT4872-39MATB	\$4,720	\$4,866		
	48	72	39	295	30	MTV4872-39MATB			\$5,857	\$6,443

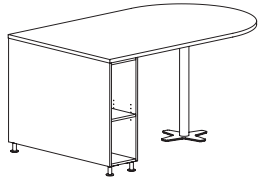


- bullet shape top
- 48" x 72" worksurface
- 39"h worksurface
- side access bookcase base; 12 1/4"w
- front center access panel

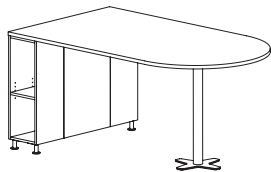
Description	D	W	H	CTN WT	CU FT	① Model	Laminate		Veneer	
							TFL Top	HPL Top	Flat Cut	Double Cut
Media Activity Center	48	78	39	313	31	MTT4878-39MATB	\$4,780	\$4,929		
	48	78	39	313	31	MTV4878-39MATB			\$5,909	\$6,502



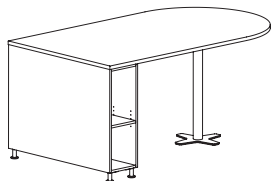
- bullet shape top
- 48" x 78" worksurface
- 39 h worksurface
- side access bookcase base; 12 1/4" w
- front center access panel



Media Activity Center	48	84	39	331	32	MTT4884-39MATB	\$4,842	\$4,991		
	48	84	39	331	32	MTV4884-39MATB			\$5,965	\$6,561



- bullet shape top
- 48" x 84" worksurface
- 39" h worksurface
- side access bookcase base; 12 1/4" w
- front center access panel



To Order, Specify:

- ① Model Number
- ② Wood Species - Cherry (CH1), Maple (MA1), Walnut (WA1) or Double Cut (DC1)
- ③ Wood Finish
- ④ Laminate Selection
- ⑤ Optional Wood Feet; add \$69 list and specify finish
- ⑥ Optional Power Unit
 - Media Table - Ellora; specify with EC25 and order separately, see page MT64.
- ⑦ Optional DropShare Power Unit; specify with Drop12 or Drop14 and order separately, see page MT64.
- ⑧ Optional Coordinating Wood Grain Laminate Table Top - no upcharge. Finishes with an asterisk (*) have a coordinating laminate available.

③ Wood Finish Options:

Cherry		Maple		Walnut	
BRL	Barley	ALM	Ale Medium	AUB	Auburn
BBM	Bourbon Medium	BUT	Butterscotch	ESP	Espresso
BRM	Brighton Medium	CIN	Cinnamon	MCH	Mocha*
CLA	Classic	FLX	Flax	NTD	Night Owl*
CLL	Collectors*	VEN	Venetian	SIE	Sienna*
EAR	Earthy			TOF	Toffee
HRV	Harvest			TRF	Truffle*
LGC	Legacy				
PRL	Praline*	*finishes with coordinating laminate top option			
SAF	Saffron				

Double Cut

COF	Coffee
CRM	Cremello
FOS	Fossil
GRH	Graphite
KHK	Khaki
STU	Studio Teak

④ Laminate Options:

Veneer Grain Pattern Laminates

AGA	Aged Ash	BGL	Brighton Light	PIN	Pinnacle Walnut
ALL	Ale Light	CLL	Collectors	STU	Studio Teak
BRL	Barley	FLO	Florence Walnut	VIN	Vintage
BLO	Blonde Echo	GRH	Graphite	WLH	Walnut Heights
BOL	Bourbon Light	HGL	High Line	WEA	Weathered Ash
BZW	Brazilwood	OAT	Oatmeal Cookie		

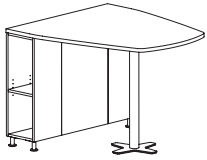
Solid Laminates

ALB	Alabaster	SHD	Shadow
BBL	Bridal Blanco	SLG	Slate Grey
DWH	Designer White		

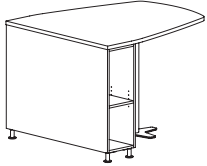
Specifications

- Metal leg standard with 2 3/8" diameter leveling disc.
- 3" diameter metal support post with integrated leveling and X-base with neoprene pads.
- Plywood construction with glue, dowel, and metal fasteners.
- 1 3/8" thick worksurface with radiused corners and a wood rim or PVC edge.
- Grommet in media panel
- TV bracket included. Recommended TV size 42".
- Bookcase with side access and rear access. Each compartment has one adjustable shelf.
- Rear hinged doors for wire access.
- Removable lower panels for wire access.

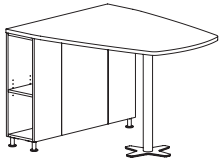
Description	D	W	H	CTN WT	CU FT	① Model	Laminate		Veneer	
							TFL Top	HPL Top	Flat Cut	Double Cut
Media Activity Center	48	54	39	236	27	MTT4854-39MATW	\$4,487	\$4,626		
	48	54	39	236	27	MTV4854-39MATW			\$5,646	\$6,212



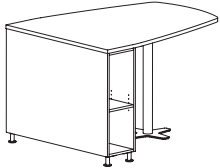
- wedge shape top
- 48" x 54" worksurface
- 39"h worksurface
- side access bookcase base; 12 1/4"w
- front center access panel



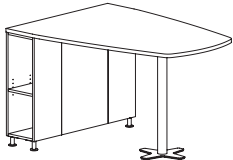
Media Activity Center	48	60	39	254	28	MTT4860-39MATW	\$4,537	\$4,679		
	48	60	39	254	28	MTV4860-39MATW			\$5,687	\$6,258



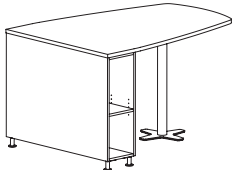
- wedge shape top
- 48" x 60" worksurface
- 39"h worksurface
- side access bookcase base; 12 1/4"w
- front center access panel



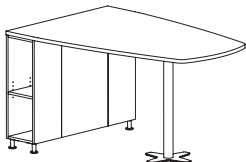
Media Activity Center	48	66	39	272	29	MTT4866-39MATW	\$4,660	\$4,803		
	48	66	39	272	29	MTV4866-39MATW			\$5,806	\$6,387



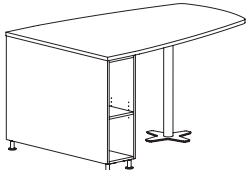
- wedge shape top
- 48" x 66" worksurface
- 39"h worksurface
- side access bookcase base; 12 1/4"w
- front center access panel



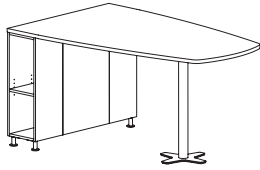
Media Activity Center	48	72	39	290	30	MTT4872-39MATW	\$4,720	\$4,866		
	48	72	39	290	30	MTV4872-39MATW			\$5,857	\$6,443



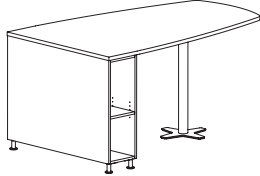
- wedge shape top
- 48" x 72" worksurface
- 39"h worksurface
- side access bookcase base; 12 1/4"w
- front center access panel



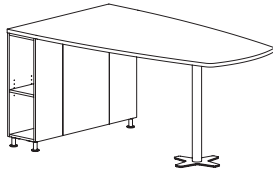
Description	D	W	H	CTN WT	CU FT	① Model	Laminate		Veneer	
							TFL Top	HPL Top	Flat Cut	Double Cut
Media Activity Center	48	78	39	308	31	MTT4878-39MATW	\$4,780	\$4,929		
	48	78	39	308	31	MTV4878-39MATW			\$5,909	\$6,502



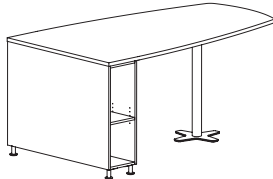
- wedge shape top
- 48" x 78" worksurface
- 39"h worksurface
- side access bookcase base; 12 1/4"w
- front center access panel



Media Activity Center	48	84	39	326	32	MTT4884-39MATW	\$4,842	\$4,991		
	48	84	39	326	32	MTV4884-39MATW			\$5,965	\$6,561



- wedge shape top
- 48" x 84" worksurface
- 39"h worksurface
- side access bookcase base; 12 1/4"w
- front center access panel



To Order, Specify:

- ① Model Number
- ② Wood Species - Cherry (CH1), Maple (MA1), Walnut (WA1) or Double Cut (DC1)
- ③ Wood Finish
- ④ Laminate Selection
- ⑤ Optional Wood Feet; add \$69 list and specify finish
- ⑥ Optional Power Unit
 - Media Table - Ellora; specify with EC25 and order separately, see page MT64.
- ⑦ Optional DropShare Power Unit; specify with Drop12 or Drop14 and order separately, see page MT64.
- ⑧ Optional Coordinating Wood Grain Laminate Table Top - no upcharge. Finishes with an asterisk (*) have a coordinating laminate available.

③ Wood Finish Options:

Cherry		Maple		Walnut	
BRL	Barley	ALM	Ale Medium	AUB	Auburn
BBM	Bourbon Medium	BUT	Butterscotch	ESP	Espresso
BRM	Brighton Medium	CIN	Cinnamon	MCH	Mocha*
CLA	Classic	FLX	Flax	NTD	Night Owl*
CLL	Collectors*	VEN	Venetian	SIE	Sienna*
EAR	Earthy			TOF	Toffee
HRV	Harvest			TRF	Truffle*
LGC	Legacy				
PRL	Praline*	*finishes with coordinating laminate top option			
SAF	Saffron				

Double Cut

COF	Coffee
CRM	Cremello
FOS	Fossil
GRH	Graphite
KHK	Khaki
STU	Studio Teak

④ Laminate Options:

Veneer Grain Pattern Laminates

AGA	Aged Ash	BGL	Brighton Light	PIN	Pinnacle Walnut
ALL	Ale Light	CLL	Collectors	STU	Studio Teak
BRL	Barley	FLO	Florence Walnut	VIN	Vintage
BLO	Blonde Echo	GRH	Graphite	WLH	Walnut Heights
BOL	Bourbon Light	HGL	High Line	WEA	Weathered Ash
BZW	Brazilwood	OAT	Oatmeal Cookie		

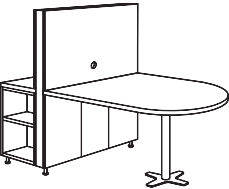
Solid Laminates

ALB	Alabaster	SHD	Shadow
BBL	Bridal Blanco	SLG	Slate Grey
DWH	Designer White		

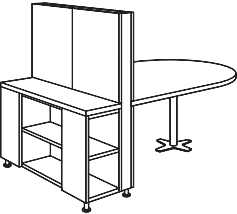
Specifications

- Metal leg standard with 2 3/8" diameter leveling disc.
- 3" diameter metal support post with integrated leveling and X-base with neoprene pads.
- Plywood construction with glue, dowel, and metal fasteners.
- 1 3/8" thick worksurface with radiused corners and a wood rim or PVC edge.
- Grommet in media panel
- TV bracket included. Recommended TV size 42".
- Bookcase with side access and rear access. Each compartment has one adjustable shelf.
- Rear hinged doors for wire access.
- Removable lower panels for wire access.

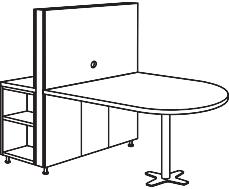
Description	D	W	H	CTN WT	CU FT	① Model	Laminate		Veneer	
							TFL Top	HPL Top	Flat Cut	Double Cut
Media Table	48	66	58	363	49	MTT4866-28MACB	\$5,372	\$5,538		
	48	66	58	363	49	MTV4866-28MACB			\$7,180	\$7,899



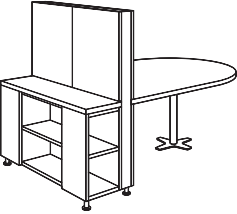
- bullet shape top
- 48" x 48" worksurface
- 28"h worksurface



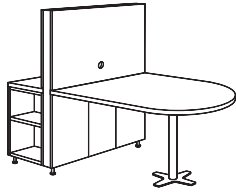
Media Table	48	72	58	381	52	MTT4872-28MACB	\$5,432	\$5,600		
	48	72	58	381	52	MTV4872-28MACB			\$7,232	\$7,956



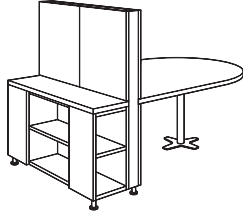
- bullet shape top
- 48" x 54" worksurface
- 28"h worksurface



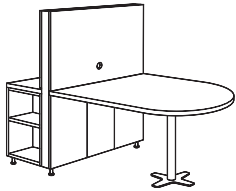
Description	D	W	H	CTN WT	CU FT	① Model	Laminate		Veneer	
							TFL Top	HPL Top	Flat Cut	Double Cut
Media Table	48	78	58	399	54	MTT4878-28MACB	\$5,494	\$5,663		
	48	78	58	399	54	MTV4878-28MACB			\$7,288	\$8,016



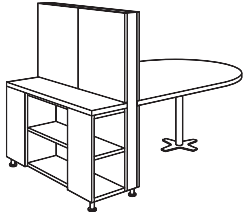
- bullet shape top
- 48" x 60" work surface
- 28"h work surface



Media Table	48	84	58	417	57	MTT4884-28MACB	\$5,554	\$5,725		
	48	84	58	417	57	MTV4884-28MACB			\$7,343	\$8,076



- bullet shape top
- 48" x 66" work surface
- 28"h work surface



To Order, Specify:

- ① Model Number
- ② Wood Species - Cherry (CH1), Maple (MA1), Walnut (WA1) or Double Cut (DC1)
- ③ Wood Finish
- ④ Laminate Selection
- ⑤ Optional Wood Feet; add \$69 list and specify finish
- ⑥ Optional Power Unit
 - Media Table - Ellora; specify with EC25 and order separately, see page MT64.
- ⑦ Optional DropShare Power Unit; specify with Drop12 or Drop14 and order separately, see page MT64.
- ⑧ Optional Markerboard Back Panel; for 24" unit add \$251 list, for 48" unit add \$488
- ⑨ Deduct TV Bracket; subtract \$186 list
- ⑩ Optional Door Locks; add \$138 list
- ⑪ Optional Coordinating Wood Grain Laminate Table Top - no upcharge. Finishes with an asterisk (*) have a coordinating laminate available.

③ Wood Finish Options:

Cherry

BRL	Barley
BBM	Bourbon Medium
BRM	Brighton Medium
CLA	Classic
CLL	Collectors*
EAR	Earthy
HRV	Harvest
LGC	Legacy
PRL	Praline*
SAF	Saffron

Double Cut

COF	Coffee
CRM	Cremello
FOS	Fossil
GRH	Graphite
KHK	Khaki
STU	Studio Teak

Maple

ALM	Ale Medium
BUT	Butterscotch
CIN	Cinnamon
FLX	Flax
VEN	Venetian

Walnut

AUB	Auburn
ESP	Espresso
MCH	Mocha*
NTO	Night Owl*
SIE	Sienna*
TOF	Toffee
TRF	Truffle*

Specifications

- Metal leg standard with 2 3/8" diameter leveling disc.
- 3" diameter metal support post with integrated leveling and X-base with neoprene pads.
- Plywood construction with glue, dowel, and metal fasteners.
- 1 3/8" thick work surface with radiused corners and a wood rim or PVC edge.
- Grommet in media panel
- TV bracket included. Recommended TV size 42".
- Bookcase with side access and rear access. Each compartment has one adjustable shelf.
- Rear hinged doors for wire access.
- Removable lower panels for wire access.

④ Laminate Options:


Veneer Grain Pattern Laminates

AGA	Aged Ash	BGL	Brighton Light	PIN	Pinnacle Walnut
ALL	Ale Light	CLL	Collectors	STU	Studio Teak
BRL	Barley	FLO	Florence Walnut	VIN	Vintage
BLO	Blonde Echo	GRH	Graphite	WLH	Walnut Heights
BOL	Bourbon Light	HGL	High Line	WEA	Weathered Ash
BZW	Brazilwood	OAT	Oatmeal Cookie		

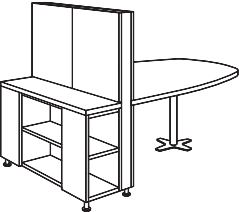
Solid Laminates

ALB	Alabaster	SHD	Shadow
BBL	Bridal Blanco	SLG	Slate Grey
DWH	Designer White		


Description	D	W	H	CTN WT	CU FT	① Model	Laminate		Veneer	
							TFL Top	HPL Top	Flat Cut	Double Cut
Media Table	48	66	58	358	49	MTT4866-28MACW	\$5,372	\$5,538		
	48	66	58	358	49	MTV4866-28MACW			\$7,180	\$7,899



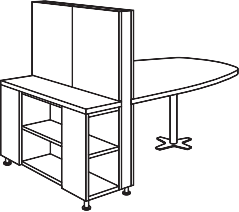
- wedge shape top
- 48" x 48" worksurface
- 28"h worksurface



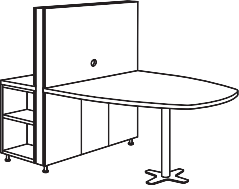
Media Table	48	72	58	374	51	MTT4872-28MACW	\$5,432	\$5,600		
	48	72	58	374	51	MTV4872-28MACW			\$7,232	\$7,956



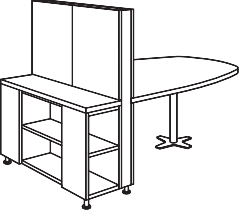
- wedge shape top
- 48" x 54" worksurface
- 28"h worksurface



Media Table	48	78	58	391	53	MTT4878-28MACW	\$5,494	\$5,663		
	48	78	58	391	53	MTV4878-28MACW			\$7,288	\$8,016

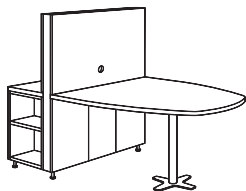


- wedge shape top
- 48" x 60" worksurface
- 28"h worksurface

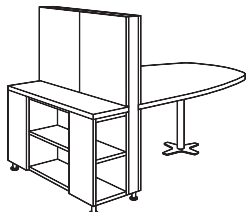


MOTO

Description	D	W	H	CTN WT	CU FT	❶ Model	Laminate		Veneer	
							TFL Top	HPL Top	Flat Cut	Double Cut
Media Table	48	84	58	407	56	MTT4884-28MACW	\$5,554	\$5,725		
	48	84	58	407	56	MTV4884-28MACW			\$7,343	\$8,076



- wedge shape top
- 48" x 66" worksurface
- 28"h worksurface



To Order, Specify:

- ❶ Model Number
- ❷ Wood Species - Cherry (CH1), Maple (MA1), Walnut (WA1) or Double Cut (DC1)
- ❸ Wood Finish
- ❹ Laminate Selection
- ❺ Optional Wood Feet; add \$69 list and specify finish
- ❻ Optional Power Unit
 - Media Table - Ellora; specify with EC25 and order separately, see page MT64.
- ❼ Optional DropShare Power Unit; specify with Drop12 or Drop14 and order separately, see page MT64.
- ❽ Optional Markerboard Back Panel; for 24" unit add \$251 list, for 48" unit add \$488
- ❾ Deduct TV Bracket; subtract \$186 list
- ❿ Optional Door Locks; add \$138 list
- ⓫ Optional Coordinating Wood Grain Laminate Table Top - no upcharge. Finishes with an asterisk (*) have a coordinating laminate available.

❸ Wood Finish Options:

Cherry

BRL	Barley
BBM	Bourbon Medium
BRM	Brighton Medium
CLA	Classic
CLL	Collectors*
EAR	Earthy
HRV	Harvest
LGC	Legacy
PRL	Praline*
SAF	Saffron

Double Cut

COF	Coffee
CRM	Cremello
FOS	Fossil
GRH	Graphite
KHK	Khaki
STU	Studio Teak

Maple

ALM	Ale Medium
BUT	Butterscotch
CIN	Cinnamon
FLX	Flax
VEN	Venetian

Walnut

AUB	Auburn
ESP	Espresso
MCH	Mocha*
NTO	Night Owl*
SIE	Sienna*
TOF	Toffee
TRF	Truffle*

❹ Laminate Options:

Veneer Grain Pattern Laminates

AGA	Aged Ash	BGL	Brighton Light	PIN	Pinnacle Walnut
ALL	Ale Light	CLL	Collectors	STU	Studio Teak
BRL	Barley	FLO	Florence Walnut	VIN	Vintage
BLO	Blonde Echo	GRH	Graphite	WLH	Walnut Heights
BOL	Bourbon Light	HGL	High Line	WEA	Weathered Ash
BZW	Brazilwood	OAT	Oatmeal Cookie		

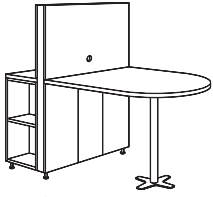
Solid Laminates

ALB	Alabaster	SHD	Shadow
BBL	Bridal Blanco	SLG	Slate Grey
DWH	Designer White		

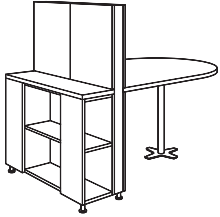
Specifications

- Metal leg standard with 2 3/8" diameter leveling disc.
- 3" diameter metal support post with integrated leveling and X-base with neoprene pads.
- Plywood construction with glue, dowel, and metal fasteners.
- 1 3/16" thick worksurface with radiused corners and a wood rim or PVC edge.
- Grommet in media panel
- TV bracket included. Recommended TV size 42".
- Bookcase with side access and rear access. Each compartment has one adjustable shelf.
- Rear hinged doors for wire access.
- Removable lower panels for wire access.

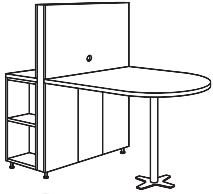
Description	D	W	H	CTN WT	CU FT	① Model	Laminate		Veneer	
							TFL Top	HPL Top	Flat Cut	Double Cut
Media Table	48	54	68	367	51	MTT4854-39MACB	\$5,361	\$5,525		
	48	54	68	367	51	MTV4854-39MACB			\$7,232	\$7,956



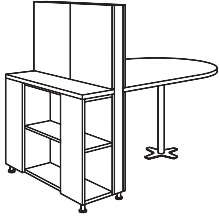
- bullet shape top
- 48" x 36" work surface
- 39" h work surface




Media Table	48	60	68	385	54	MTT4860-39MACB	\$5,411	\$5,578		
	48	60	68	385	54	MTV4860-39MACB			\$7,276	\$8,003



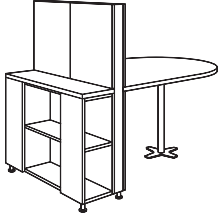
- bullet shape top
- 48" x 42" work surface
- 39" h work surface



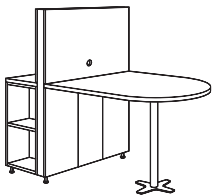
Media Table	48	66	68	403	56	MTT4866-39MACB	\$5,536	\$5,706		
	48	66	68	403	56	MTV4866-39MACB			\$7,392	\$8,131




- bullet shape top
- 48" x 48" work surface
- 39" h work surface




Media Table	48	72	68	421	59	MTT4872-39MACB	\$5,592	\$5,764		
	48	72	68	421	59	MTV4872-39MACB			\$7,443	\$8,189



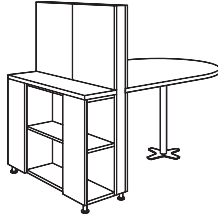
- bullet shape top
- 48" x 54" work surface
- 39" h work surface




Description	D	W	H	CTN WT	CU FT	① Model	Laminate		Veneer	
							TFL Top	HPL Top	Flat Cut	Double Cut
Media Table	48	78	68	439	61	MTT4878-39MACB	\$5,655	\$5,830		
	48	78	68	439	61	MTV4878-39MACB			\$7,499	\$8,250



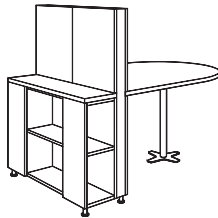
- bullet shape top
- 48" x 60" worksurface
- 39"h worksurface



Media Table	48	84	68	457	64	MTT4884-39MACB	\$5,718	\$5,894		
	48	84	68	457	64	MTV4884-39MACB			\$7,556	\$8,311



- bullet shape top
- 48" x 66" worksurface
- 39"h worksurface



To Order, Specify:

- ① Model Number
- ② Wood Species - Cherry (CH1), Maple (MA1), Walnut (WA1) or Double Cut (DC1)
- ③ Wood Finish
- ④ Laminate Selection
- ⑤ Optional Wood Feet; add \$69 list and specify finish
- ⑥ Optional Power Unit
 - Media Table - Ellora; specify with EC25 and order separately, see page MT64.
- ⑦ Optional DropShare Power Unit; specify with Drop12 or Drop14 and order separately, see page MT64.
- ⑧ Optional Markerboard Back Panel; for 24" unit add \$251 list, for 48" unit add \$488
- ⑨ Deduct TV Bracket; subtract \$186 list
- ⑩ Optional Door Locks; add \$138 list
- ⑪ Optional Coordinating Wood Grain Laminate Table Top - no upcharge. Finishes with an asterisk (*) have a coordinating laminate available.

③ Wood Finish Options:

Cherry

BRL	Barley
BBM	Bourbon Medium
BRM	Brighton Medium
CLA	Classic
CLL	Collectors*
EAR	Earthy
HRV	Harvest
LGC	Legacy
PRL	Praline*
SAF	Saffron

Double Cut

COF	Coffee
CRM	Cremello
FOS	Fossil
GRH	Graphite
KHK	Khaki
STU	Studio Teak

Maple

ALM	Ale Medium
BUT	Butterscotch
CIN	Cinnamon
FLX	Flax
VEN	Venetian

Walnut

AUB	Auburn
ESP	Espresso
MCH	Mocha*
NTO	Night Owl*
SIE	Sienna*
TOF	Toffee
TRF	Truffle*

④ Laminate Options:

Veneer Grain Pattern Laminates

AGA	Aged Ash	BGL	Brighton Light	PIN	Pinnacle Walnut
ALL	Ale Light	CLL	Collectors	STU	Studio Teak
BRL	Barley	FLO	Florence Walnut	VIN	Vintage
BLO	Blonde Echo	GRH	Graphite	WLH	Walnut Heights
BOL	Bourbon Light	HGL	High Line	WEA	Weathered Ash
BZW	Brazilwood	OAT	Oatmeal Cookie		

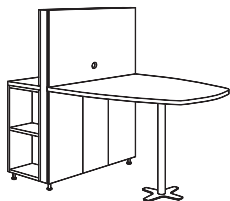
Solid Laminates

ALB	Alabaster	SHD	Shadow
BBL	Bridal Blanco	SLG	Slate Grey
DWH	Designer White		

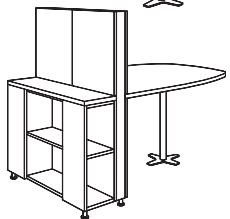
Specifications

- Metal leg standard with 2 3/4" diameter leveling disc.
- 3" diameter metal support post with integrated leveling and X-base with neoprene pads.
- Plywood construction with glue, dowel, and metal fasteners.
- 1 3/16" thick worksurface with radiused corners and a wood rim or PVC edge.
- Grommet in media panel
- TV bracket included. Recommended TV size 42".
- Bookcase with side access and rear access. Each compartment has one adjustable shelf.
- Rear hinged doors for wire access.
- Removable lower panels for wire access.

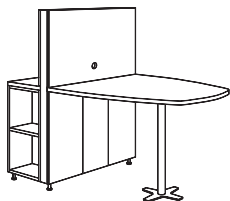
Description	D	W	H	CTN WT	CU FT	① Model	Laminate		Veneer	
							TFL Top	HPL Top	Flat Cut	Double Cut
Media Table	48	54	68	365	51	MTT4854-39MACW	\$5,361	\$5,525		
	48	54	68	365	51	MTV4854-39MACW			\$7,232	\$7,956



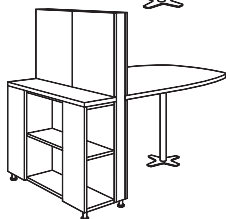
- wedge shape top
- 48" x 36" work surface
- 39"h work surface



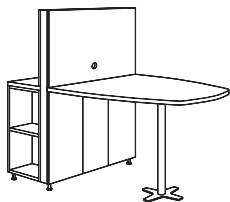
Media Table	48	60	68	381	53	MTT4860-39MACW	\$5,411	\$5,578		
	48	60	68	381	53	MTV4860-39MACW			\$7,276	\$8,003




- wedge shape top
- 48" x 42" work surface
- 39"h work surface



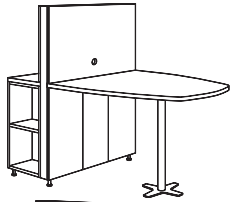
Media Table	48	66	68	398	56	MTT4866-39MACW	\$5,536	\$5,706		
	48	66	68	398	56	MTV4866-39MACW			\$7,392	\$8,131




- wedge shape top
- 48" x 48" work surface
- 39"h work surface



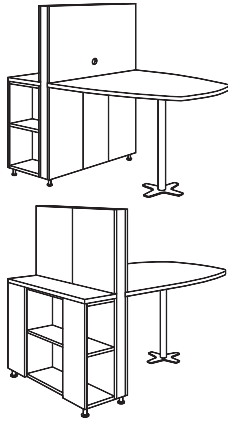
Media Table	48	72	68	414	58	MTT4872-39MACW	\$5,592	\$5,764		
	48	72	68	414	58	MTV4872-39MACW			\$7,443	\$8,189



- wedge shape top
- 48" x 54" work surface
- 39"h work surface

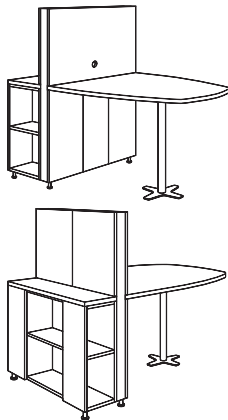


Description	D	W	H	CTN WT	CU FT	① Model	Laminate		Veneer	
							TFL Top	HPL Top	Flat Cut	Double Cut
Media Table	48	78	68	431	60	MTT4878-39MACW	\$5,655	\$5,830		
	48	78	68	431	60	MTV4878-39MACW			\$7,499	\$8,250



- wedge shape top
- 48" x 60" work surface
- 39"h work surface

Media Table	48	84	68	447	63	MTT4884-39MACW	\$5,718	\$5,894		
	48	84	68	447	63	MTV4884-39MACW			\$7,556	\$8,311



- wedge shape top
- 48" x 66" work surface
- 39"h work surface

To Order, Specify:

- ① Model Number
- ② Wood Species - Cherry (CH1), Maple (MA1), Walnut (WA1) or Double Cut (DC1)
- ③ Wood Finish
- ④ Laminate Selection
- ⑤ Optional Wood Feet; add \$69 list and specify finish
- ⑥ Optional Power Unit
 - Media Table - Ellora; specify with EC25 and order separately, see page MT64.
- ⑦ Optional DropShare Power Unit; specify with Drop12 or Drop14 and order separately, see page MT64.
- ⑧ Optional Markerboard Back Panel; for 24" unit add \$251 list, for 48" unit add \$488
- ⑨ Deduct TV Bracket; subtract \$186 list
- ⑩ Optional Door Locks; add \$138 list
- ⑪ Optional Coordinating Wood Grain Laminate Table Top - no upcharge. Finishes with an asterisk (*) have a coordinating laminate available.

③ Wood Finish Options:

Cherry

BRL	Barley
BBM	Bourbon Medium
BRM	Brighton Medium
CLA	Classic
CLL	Collectors*
EAR	Earthy
HRV	Harvest
LGC	Legacy
PRL	Praline*
SAF	Saffron

Double Cut

COF	Coffee
CRM	Cremello
FOS	Fossil
GRH	Graphite
KHK	Khaki
STU	Studio Teak

Maple

ALM	Ale Medium
BUT	Butterscotch
CIN	Cinnamon
FLX	Flax
VEN	Venetian

Walnut

AUB	Auburn
ESP	Espresso
MCH	Mocha*
NTO	Night Owl*
SIE	Sienna*
TOF	Toffee
TRF	Truffle*

Specifications

- Metal leg standard with 2 3/8" diameter leveling disc.
- 3" diameter metal support post with integrated leveling and X-base with neoprene pads.
- Plywood construction with glue, dowel, and metal fasteners.
- 1 3/8" thick work surface with radiused corners and a wood rim or PVC edge.
- Grommet in media panel
- TV bracket included. Recommended TV size 42".
- Bookcase with side access and rear access. Each compartment has one adjustable shelf.
- Rear hinged doors for wire access.
- Removable lower panels for wire access.

④ Laminate Options:

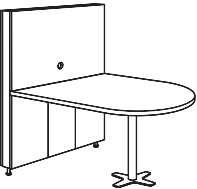
Veneer Grain Pattern Laminates

AGA	Aged Ash	BGL	Brighton Light	PIN	Pinnacle Walnut
ALL	Ale Light	CLL	Collectors	STU	Studio Teak
BRL	Barley	FLO	Florence Walnut	VIN	Vintage
BLO	Blonde Echo	GRH	Graphite	WLH	Walnut Heights
BOL	Bourbon Light	HGL	High Line	WEA	Weathered Ash
BZW	Brazilwood	OAT	Oatmeal Cookie		

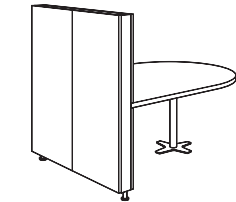
Solid Laminates

ALB	Alabaster	SHD	Shadow
BBL	Bridal Blanco	SLG	Slate Grey
DWH	Designer White		

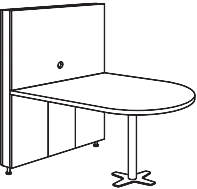
Description	D	W	H	CTN WT	CU FT	① Model	Laminate		Veneer	
							TFL Top	HPL Top	Flat Cut	Double Cut
Wall Dependent Media Table	48	54	58	217	20	MTT4854-28MAWB	\$4,290	\$4,420		
	48	54	58	217	20	MTV4854-28MAWB			\$5,314	\$5,846



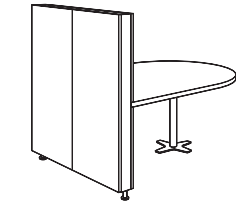
- bullet shape top
- 48" x 48" worksurface
- 28"h worksurface



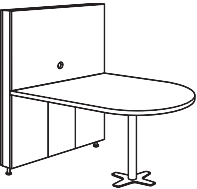
Wall Dependent Media Table	48	60	58	235	23	MTT4860-28MAWB	\$4,351	\$4,484		
	48	60	58	235	23	MTV4860-28MAWB			\$5,368	\$5,903




- bullet shape top
- 48" x 54" worksurface
- 28"h worksurface




Wall Dependent Media Table	48	66	58	253	25	MTT4866-28MAWB	\$4,412	\$4,547		
	48	66	58	253	25	MTV4866-28MAWB			\$5,388	\$5,929




- bullet shape top
- 48" x 60" worksurface
- 28"h worksurface



Description	D	W	H	CTN WT	CU FT	① Model	Laminate		Veneer	
							TFL Top	HPL Top	Flat Cut	Double Cut
Wall Dependent Media Table	48	72	58	271	28	MTT4872-28MAWB	\$4,471	\$4,611		
	48	72	58	271	28	MTV4872-28MAWB			\$5,476	\$6,026



- bullet shape top
- 48" x 66" worksurface
- 28"h worksurface



To Order, Specify:

- ① Model Number
- ② Wood Species - Cherry (CH1), Maple (MA1), Walnut (WA1) or Double Cut (DC1)
- ③ Wood Finish
- ④ Laminate Selection
- ⑤ Optional Wood Feet; add \$69 list and specify finish
- ⑥ Optional Power Unit
 - Media Table - Ellora; specify with EC25 and order separately, see page MT64.
- ⑦ Optional DropShare Power Unit; specify with Drop12 or Drop14 and order separately, see page MT64.
- ⑧ Deduct TV Bracket; subtract \$186 list
- ⑨ Optional Door Locks; add \$138 list
- ⑩ Optional Coordinating Wood Grain Laminate Table Top - no upcharge. Finishes with an asterisk (*) have a coordinating laminate available.

③ Wood Finish Options:

Cherry

BRL	Barley
BBM	Bourbon Medium
BRM	Brighton Medium
CLA	Classic
CLL	Collectors*
EAR	Earthy
HRV	Harvest
LGC	Legacy
PRL	Praline*
SAF	Saffron

Double Cut

COF	Coffee
CRM	Cremello
FOS	Fossil
GRH	Graphite
KHK	Khaki
STU	Studio Teak

Maple

ALM	Ale Medium
BUT	Butterscotch
CIN	Cinnamon
FLX	Flax
VEN	Venetian

Walnut

AUB	Auburn
ESP	Espresso
MCH	Mocha*
NTO	Night Owl*
SIE	Sienna*
TOF	Toffee
TRF	Truffle*

④ Laminate Options:

Veneer Grain Pattern Laminates

AGA	Aged Ash	BGL	Brighton Light	PIN	Pinnacle Walnut
ALL	Ale Light	CLL	Collectors	STU	Studio Teak
BRL	Barley	FLO	Florence Walnut	VIN	Vintage
BLO	Blonde Echo	GRH	Graphite	WLH	Walnut Heights
BOL	Bourbon Light	HGL	High Line	WEA	Weathered Ash
BZW	Brazilwood	OAT	Oatmeal Cookie		


Solid Laminates

ALB	Alabaster	SHD	Shadow
BBL	Bridal Blanco	SLG	Slate Grey
DWH	Designer White		

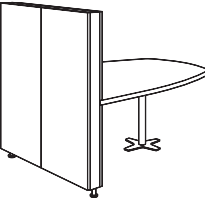
Specifications

- Metal leg standard with 2 3/8" diameter leveling disc.
- 3" diameter metal support post with integrated leveling and X-base with neoprene pads.
- Plywood construction with glue, dowel, and metal fasteners.
- 1 3/16" thick worksurface with radiused corners and a wood rim or PVC edge.
- Grommet in media panel
- TV bracket included. Recommended TV size 42".
- Rear hinged doors for wire access.
- Removable lower panels for wire access.
- Intended for use against a wall. Does not attach to the wall.

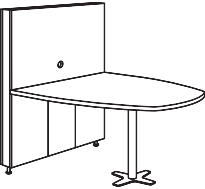
Description	D	W	H	CTN WT	CU FT	① Model	Laminate		Veneer	
							TFL Top	HPL Top	Flat Cut	Double Cut
Wall Dependent Media Table	48	54	58	212	20	MTT4854-28MAWW	\$4,290	\$4,420		
	48	54	58	212	20	MTV4854-28MAWW			\$5,314	\$5,846




- wedge shape top
- 48" x 48" worksurface
- 28"h worksurface




Wall Dependent Media Table	48	60	58	228	22	MTT4860-28MAWW	\$4,351	\$4,484		
	48	60	58	228	22	MTV4860-28MAWW			\$5,368	\$5,903




- wedge shape top
- 48" x 54" worksurface
- 28"h worksurface



Wall Dependent Media Table	48	66	58	245	24	MTT4866-28MAWW	\$4,412	\$4,547		
	48	66	58	245	24	MTV4866-28MAWW			\$5,388	\$5,929




- wedge shape top
- 48" x 60" worksurface
- 28"h worksurface




MOTO

Description	D	W	H	CTN WT	CU FT	① Model	Laminate		Veneer	
							TFL Top	HPL Top	Flat Cut	Double Cut
Wall Dependent Media Table	48	72	58	261	27	MTT4872-28MAWW	\$4,471	\$4,611		
	48	72	58	261	27	MTV4872-28MAWW			\$5,476	\$6,026



- wedge shape top
- 48" x 66" worksurface
- 28"h worksurface



To Order, Specify:

- ① Model Number
- ② Wood Species - Cherry (CH1), Maple (MA1), Walnut (WA1) or Double Cut (DC1)
- ③ Wood Finish
- ④ Laminate Selection
- ⑤ Optional Wood Feet; add \$69 list and specify finish
- ⑥ Optional Power Unit
 - Media Table - Ellora; specify with EC25 and order separately, see page MT64.
- ⑦ Optional DropShare Power Unit; specify with Drop12 or Drop14 and order separately, see page MT64.
- ⑧ Deduct TV Bracket; subtract \$186 list
- ⑨ Optional Door Locks; add \$138 list
- ⑩ Optional Coordinating Wood Grain Laminate Table Top - no upcharge. Finishes with an asterisk (*) have a coordinating laminate available.

③ Wood Finish Options:

Cherry

BRL	Barley
BBM	Bourbon Medium
BRM	Brighton Medium
CLA	Classic
CLL	Collectors*
EAR	Earthy
HRV	Harvest
LGC	Legacy
PRL	Praline*
SAF	Saffron

Double Cut

COF	Coffee
CRM	Cremello
FOS	Fossil
GRH	Graphite
KHK	Khaki
STU	Studio Teak

Maple

ALM	Ale Medium
BUT	Butterscotch
CIN	Cinnamon
FLX	Flax
VEN	Venetian

Walnut

AUB	Auburn
ESP	Espresso
MCH	Mocha*
NTO	Night Owl*
SIE	Sienna*
TOF	Toffee
TRF	Truffle*

④ Laminate Options:

Veneer Grain Pattern Laminates

AGA	Aged Ash	BGL	Brighton Light	PIN	Pinnacle Walnut
ALL	Ale Light	CLL	Collectors	STU	Studio Teak
BRL	Barley	FLO	Florence Walnut	VIN	Vintage
BLO	Blonde Echo	GRH	Graphite	WLH	Walnut Heights
BOL	Bourbon Light	HGL	High Line	WEA	Weathered Ash
BZW	Brazilwood	OAT	Oatmeal Cookie		


Solid Laminates

ALB	Alabaster	SHD	Shadow
BBL	Bridal Blanco	SLG	Slate Grey
DWH	Designer White		

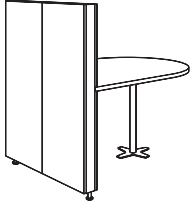
Specifications

- Metal leg standard with 2 3/8" diameter leveling disc.
- 3" diameter metal support post with integrated leveling and X-base with neoprene pads.
- Plywood construction with glue, dowel, and metal fasteners.
- 1 3/16" thick worksurface with radiused corners and a wood rim or PVC edge.
- Grommet in media panel
- TV bracket included. Recommended TV size 42".
- Rear hinged doors for wire access.
- Removable lower panels for wire access.
- Intended for use against a wall. Does not attach to the wall.


Description	D	W	H	CTN WT	CU FT	① Model	Laminate		Veneer	
							TFL Top	HPL Top	Flat Cut	Double Cut
Wall Dependent Media Table	48	42	68	204	17	MTT4842-39MAWB	\$4,286	\$4,417		
	48	42	68	204	17	MTV4842-39MAWB			\$5,360	\$5,896



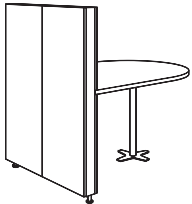
- bullet shape top
- 48" x 36" worksurface
- 39"h worksurface




Wall Dependent Media Table	48	48	68	222	20	MTT4848-39MAWB	\$4,334	\$4,468		
	48	48	68	222	20	MTV4848-39MAWB			\$5,405	\$5,943




- bullet shape top
- 48" x 42" worksurface
- 39"h worksurface




Wall Dependent Media Table	48	54	68	240	22	MTT4854-39MAWB	\$4,460	\$4,595		
	48	54	68	240	22	MTV4854-39MAWB			\$5,518	\$6,072




- bullet shape top
- 48" x 48" worksurface
- 39"h worksurface



Wall Dependent Media Table	48	60	68	258	25	MTT4860-39MAWB	\$4,519	\$4,658		
	48	60	68	258	25	MTV4860-39MAWB			\$5,573	\$6,130



- bullet shape top
- 48" x 54" worksurface
- 39"h worksurface




MT58 MOTO

Specification information shown at right.

Description	D	W	H	CTN WT	CU FT	① Model	Laminate		Veneer	
							TFL Top	HPL Top	Flat Cut	Double Cut
Wall Dependent Media Table	48	66	68	276	27	MTT4866-39MAWB	\$4,581	\$4,720		
	48	66	68	276	27	MTV4866-39MAWB			\$5,626	\$6,188




- bullet shape top
- 48" x 60" worksurface
- 39"h worksurface



Wall Dependent Media Table	48	72	68	294	30	MTT4872-39MAWB	\$4,640	\$4,785		
	48	72	68	294	30	MTV4872-39MAWB			\$5,679	\$6,247



- bullet shape top
- 48" x 66" worksurface
- 39" worksurface



To Order, Specify:

- ① Model Number
- ② Wood Species - Cherry (CH1), Maple (MA1), Walnut (WA1) or Double Cut (DC1)
- ③ Wood Finish
- ④ Laminate Selection
- ⑤ Optional Wood Feet; add \$69 list and specify finish
- ⑥ Optional Power Unit
 - Media Table - Ellora; specify with EC25 and order separately, see page MT64.
- ⑦ Optional DropShare Power Unit; specify with Drop12 or Drop14 and order separately, see page MT64.
- ⑧ Deduct TV Bracket; subtract \$186 list
- ⑨ Optional Door Locks; add \$138 list
- ⑩ Optional Coordinating Wood Grain Laminate Table Top - no upcharge. Finishes with an asterisk (*) have a coordinating laminate available.

③ Wood Finish Options:

Cherry

BRL	Barley
BBM	Bourbon Medium
BRM	Brighton Medium
CLA	Classic
CLL	Collectors*
EAR	Earthy
HRV	Harvest
LGC	Legacy
PRL	Praline*
SAF	Saffron

Double Cut

COF	Coffee
CRM	Cremello
FOS	Fossil
GRH	Graphite
KHK	Khaki
STU	Studio Teak

Maple

ALM	Ale Medium
BUT	Butterscotch
CIN	Cinnamon
FLX	Flax
VEN	Venetian

Walnut

AUB	Auburn
ESP	Espresso
MCH	Mocha*
NTO	Night Owl*
SIE	Sienna*
TOF	Toffee
TRF	Truffle*

④ Laminate Options:

Veneer Grain Pattern Laminates

AGA	Aged Ash	BGL	Brighton Light	PIN	Pinnacle Walnut
ALL	Ale Light	CLL	Collectors	STU	Studio Teak
BRL	Barley	FLO	Florence Walnut	VIN	Vintage
BLO	Blonde Echo	GRH	Graphite	WLH	Walnut Heights
BOL	Bourbon Light	HGL	High Line	WEA	Weathered Ash
BZW	Brazilwood	OAT	Oatmeal Cookie		

Solid Laminates

ALB	Alabaster	SHD	Shadow
BBL	Bridal Blanco	SLG	Slate Grey
DWH	Designer White		

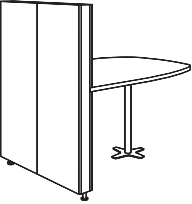
Specifications

- Metal leg standard with 2 3/8" diameter leveling disc.
- 3" diameter metal support post with integrated leveling and X-base with neoprene pads.
- Plywood construction with glue, dowel, and metal fasteners.
- 1 3/16" thick worksurface with radiused corners and a wood rim or PVC edge.
- Grommet in media panel
- TV bracket included. Recommended TV size 42".
- Rear hinged doors for wire access.
- Removable lower panels for wire access.
- Intended for use against a wall. Does not attach to the wall.

Description	D	W	H	CTN WT	CU FT	① Model	Laminate		Veneer	
							TFL Top	HPL Top	Flat Cut	Double Cut
Wall Dependent Media Table	48	42	68	202	17	MTT4842-39MAWW	\$4,286	\$4,417		
	48	42	68	202	17	MTV4842-39MAWW			\$5,360	\$5,896



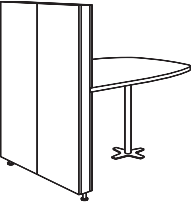
- wedge shape top
- 48" x 36" worksurface
- 39"h worksurface



Wall Dependent Media Table	48	48	68	218	19	MTT4848-39MAWW	\$4,334	\$4,468		
	48	48	68	218	19	MTV4848-39MAWW			\$5,405	\$5,943



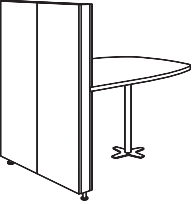
- wedge shape top
- 48" x 42" worksurface
- 39"h worksurface



Wall Dependent Media Table	48	54	68	235	22	MTT4854-39MAWW	\$4,460	\$4,595		
	48	54	68	235	22	MTV4854-39MAWW			\$5,518	\$6,072



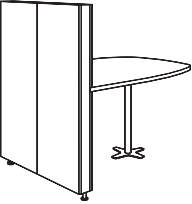
- wedge shape top
- 48" x 48" worksurface
- 39"h worksurface



Wall Dependent Media Table	48	60	68	251	24	MTT4860-39MAWW	\$4,519	\$4,658		
	48	60	68	251	24	MTV4860-39MAWW			\$5,573	\$6,130




- wedge shape top
- 48" x 54" worksurface
- 39"h worksurface




Description	D	W	H	CTN WT	CU FT	① Model	Laminate		Veneer	
							TFL Top	HPL Top	Flat Cut	Double Cut
Wall Dependent Media Table	48	66	68	268	26	MTT4866-39MAWW	\$4,581	\$4,720		
	48	66	68	268	26	MTV4866-39MAWW			\$5,626	\$6,188




- wedge shape top
- 48" x 60" worksurface
- 39"h worksurface



Wall Dependent Media Table	48	72	68	284	29	MTT4872-39MAWW	\$4,640	\$4,785		
	48	72	68	284	29	MTV4872-39MAWW			\$5,679	\$6,247



- wedge shape top
- 48" x 66" worksurface
- 39"h worksurface



To Order, Specify:

- ① Model Number
- ② Wood Species - Cherry (CH1), Maple (MA1), Walnut (WA1) or Double Cut (DC1)
- ③ Wood Finish
- ④ Laminate Selection
- ⑤ Optional Wood Feet; add \$69 list and specify finish
- ⑥ Optional Power Unit
 - Media Table - Ellora; specify with EC25 and order separately, see page MT64.
- ⑦ Optional DropShare Power Unit; specify with Drop12 or Drop14 and order separately, see page MT64.
- ⑧ Deduct TV Bracket; subtract \$186 list
- ⑨ Optional Door Locks; add \$138 list
- ⑩ Optional Coordinating Wood Grain Laminate Table Top - no upcharge. Finishes with an asterisk (*) have a coordinating laminate available.

③ Wood Finish Options:

Cherry

BRL	Barley
BBM	Bourbon Medium
BRM	Brighton Medium
CLA	Classic
CLL	Collectors*
EAR	Earthy
HRV	Harvest
LGC	Legacy
PRL	Praline*
SAF	Saffron

Double Cut

COF	Coffee
CRM	Cremello
FOS	Fossil
GRH	Graphite
KHK	Khaki
STU	Studio Teak

Maple

ALM	Ale Medium
BUT	Butterscotch
CIN	Cinnamon
FLX	Flax
VEN	Venetian

Walnut

AUB	Auburn
ESP	Espresso
MCH	Mocha*
NTO	Night Owl*
SIE	Sienna*
TOF	Toffee
TRF	Truffle*

④ Laminate Options:

Veneer Grain Pattern Laminates

AGA	Aged Ash	BGL	Brighton Light	PIN	Pinnacle Walnut
ALL	Ale Light	CLL	Collectors	STU	Studio Teak
BRL	Barley	FLO	Florence Walnut	VIN	Vintage
BLO	Blonde Echo	GRH	Graphite	WLH	Walnut Heights
BOL	Bourbon Light	HGL	High Line	WEA	Weathered Ash
BZW	Brazilwood	OAT	Oatmeal Cookie		


Solid Laminates

ALB	Alabaster	SHD	Shadow
BBL	Bridal Blanco	SLG	Slate Grey
DWH	Designer White		

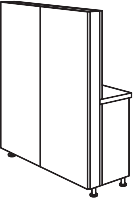
Specifications

- Metal leg standard with 2 3/8" diameter leveling disc.
- 3" diameter metal support post with integrated leveling and X-base with neoprene pads.
- Plywood construction with glue, dowel, and metal fasteners.
- 1 3/16" thick worksurface with radiused corners and a wood rim or PVC edge.
- Grommet in media panel
- TV bracket included. Recommended TV size 42".
- Rear hinged doors for wire access.
- Removable lower panels for wire access.
- Intended for use against a wall. Does not attach to the wall.

Description	D	W	H	CTN WT	CU FT	① Model	Laminate		Veneer	
							TFL Top	HPL Top	Flat Cut	Double Cut
Media Credenza	18	48	58	280	35	MTT1848MCW	\$3,648	\$3,759		
	18	48	58	280	35	MTV1848MCW			\$5,110	\$5,622



- 13" x 48" top surface
- 2 door cabinet

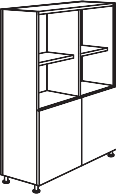


	D	W	H	CTN WT	CU FT	① Model	Laminate	Veneer	
								Flat Cut	Double Cut
Bookcase Storage	18	24	58	176	19	MTT1824-58SDR	\$1,414		
	18	24	58	176	19	MTV1824-58SDR		\$2,045	\$2,251
	18	24	58	176	19	MTT1824-58SDL	\$1,414		
	18	24	58	176	19	MTV1824-58SDL		\$2,045	\$2,251

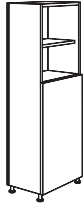


- door hinge left or right

Bookcase Storage	18	48	58	227	35	MTT1848-58SDC	\$1,596		
	18	48	58	227	35	MTV1848-58SDC		\$2,237	\$2,463

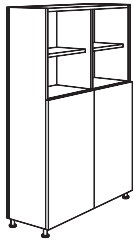


Description	D	W	H	CTN WT	CU FT	① Model	Laminate	Veneer	
								Flat Cut	Double Cut
Bookcase Storage	18	24	68	199	22	MTT1824-68SDR	\$1,477		
	18	24	68	199	22	MTV1824-68SDR		\$2,124	\$2,335
	18	24	68	199	22	MTT1824-68SDL	\$1,477		
	18	24	68	199	22	MTV1824-68SDL		\$2,124	\$2,335



· door hinge left or right

Bookcase Storage	18	48	68	268	41	MTT1848-68SDC	\$1,766		
	18	48	68	268	41	MTV1848-68SDC		\$2,455	\$2,702



To Order, Specify:

- ① Model Number
- ② Wood Species - Cherry (CH1), Maple (MA1), Walnut (WA1) or Double Cut (DC1)
- ③ Wood Finish
- ④ Laminate Selection
- ⑤ Optional Wood Feet; add \$69 list and specify finish
- ⑥ Optional Power Unit
 - Media Credenza - Ellora; specify with EC25 and order separately, see page MT64.
- ⑦ Optional DropShare Power Unit; specify with Drop12 or Drop14 and order separately, see page MT64.
- ⑧ Optional Markerboard Back Panel; for 24" unit add \$251 list, for 48" unit add \$488
- ⑨ Deduct TV Bracket; subtract \$186 list
- ⑩ Optional Door Locks; add \$138 list
- ⑪ Optional Coordinating Wood Grain Laminate Table Top - no upcharge. Finishes with an asterisk (*) have a coordinating laminate available.

③ Wood Finish Options:

Cherry	Maple	Walnut
BRL Barley	ALM Ale Medium	AUB Auburn
BBM Bourbon Medium	BUT Butterscotch	ESP Espresso
BRM Brighton Medium	CIN Cinnamon	MCH Mocha*
CLA Classic	FLX Flax	NTO Night Owl*
CLL Collectors*	VEN Venetian	SIE Sienna*
EAR Earthy		TOF Toffee
HRV Harvest		TRF Truffle*
LGC Legacy		
PRL Praline*	*finishes with coordinating laminate top option	
SAF Saffron		

Double Cut

COF Coffee
CRM Cremello
FOS Fossil
GRH Graphite
KHK Khaki
STU Studio Teak

④ Laminate Options:

Veneer Grain Pattern Laminates

AGA Aged Ash	BGL Brighton Light	PIN Pinnacle Walnut
ALL Ale Light	CLL Collectors	STU Studio Teak
BRL Barley	FLO Florence Walnut	VIN Vintage
BLO Blonde Echo	GRH Graphite	WLH Walnut Heights
BOL Bourbon Light	HGL High Line	WEA Weathered Ash
BZW Brazilwood	OAT Oatmeal Cookie	

Solid Laminates

ALB Alabaster	SHD Shadow
BBL Bridal Blanco	SLG Slate Grey
DWH Designer White	

Specifications

Media Credenza

- Metal leg standard with 2 3/8" diameter leveling disc.
- Plywood construction with glue, dowel, and metal fasteners.
- Grommet in media panel
- TV bracket included. Recommended TV size 42".
- Open shelf with hinged door compartment below.
- Rear hinged doors for wire access.

Bookcase Storage

- Metal leg standard with 2 3/8" diameter leveling disc.
- Plywood construction with glue, dowel, and metal fasteners.
- Open shelf with hinged door compartment below.
- Adjustable shelves.

Description	D	W	H	CTN WT	CU FT	① Model	List Price
Moire Power Unit	3 ¾	3 ¾	2	5	1	EC23	\$627



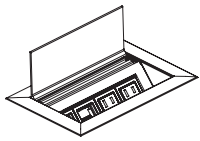
- used in Conical Work Tables
- 3 power & 1 Dual USB, 72" cord
- color: black or white

Node Power Unit	3 ¾	3 ¾	¾	5	1	EC24	\$520
-----------------	-----	-----	---	---	---	------	-------



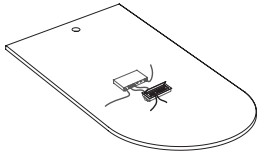
- used in Linking Drum Tables
- 1 power & 1 Dual USB, 72" cord
- color: black or white

Ellora Power Unit	5 ½	8 ½	3 ½	5	1	EC25	\$942
-------------------	-----	-----	-----	---	---	------	-------



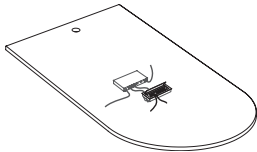
- used in Media Table or Media Credenza
- 2 power, 1 Dual USB & 1 opening for voice/data port, 72" power cord
- adapter kit provided to accept jacks for most port manufactures
- accepts one Type 3 telecom jack
- wire pass-through
- anodized aluminum

DropShare	5 ½	8 ½	3 ½	5	3	DROP12	\$6,149
-----------	-----	-----	-----	---	---	--------	---------



- used in Media Tables
- mounts in pre-determined standard location
- single sided unit with (2) receptacles and (2) Drop Share cords
- cord extends 48" from grommet in worksurface
- 6' power cord for receptacles
- control module mounts under worksurface
- module includes transformer with 6' power cord and (1) HDMI output for connection to monitor
- HDMI cable not included
- silver finish

DropShare	5 ½	11 ½	3 ½	5	3	DROP14	\$8,498
-----------	-----	------	-----	---	---	--------	---------



- used in Media Tables
- mounts in pre-determined standard location
- single sided unit with (2) receptacles and (4) Drop Share cords
- cord extends 48" from grommet in worksurface
- 6' power cord for receptacles
- control module mounts under worksurface
- module includes transformer with 6' power cord and (1) HDMI output for connection to monitor
- HDMI cable not included
- silver finish

To Order, Specify:

- ① Model Number

Murphy Order Check List:



Specify:

- ☐ 1. Model Number
- ☐ 2. Wood Species - Maple (M)
- ☐ 3. Wood Finish/Paint Color
- ☐ 4. Fabric Selection - vendor, pattern and color
- ☐ 5. Optional Rubber Cushion Nylon Glides - no upcharge

Example:

373C (model #)	M (wood species)	AUB (finish)	MOMENTUM (fabric vendor)	VOX (pattern name)	MYSTIC (pattern color)
--------------------------	----------------------------	------------------------	------------------------------------	------------------------------	----------------------------------

1. Model Number

2. Wood Species - Maple (M)

3. Wood Finish/Color Options:

CAG Aged Ash Coordinate	CFL Florence Walnut Coordinate
CAL Ale Light Coordinate	CFO Fossil Coordinate
ALM Ale Medium	CGR Graphite Coordinate
AUB Auburn	HRV Harvest
BRL Barley	HEN Henna
CBE Blonde Echo Coordinate	CHL High Line Coordinate
CBO Bourbon Light Coordinate	HNY Honey
BBM Bourbon Medium	CKC Khaki Coordinate
CBZ Brazilwood Coordinate	LGC Legacy
CBG Brighton Light Coordinate	MCH Mocha
BRM Brighton Medium	NTO Night Owl
BRW Brownie	NUT Nut Brown
BUT Butterscotch	COA Oatmeal Cookie Coordinate
CAN Canyon	CPI Pinnacle Walnut Coordinate
CIN Cinnamon	PRL Praline
CIT Citron	SAF Saffron
CLA Classic	SIE Sienna
CCF Coffee Coordinate	CST Studio Teak Coordinate
CLL Collectors	TOF Toffee
CCR Cremello Coordinate	TRF Truffle
DES Desert	VEN Venetian
EAR Earthy	CVI Vintage Coordinate
ECU Ecru	CWH Walnut Heights Coordinate
ESP Espresso	CWE Weathered Ash Coordinate
FLX Flax	

Paint Color - Add \$43 list per item

BKD Backdrop	GRV Greek Villa
BFX Black Fox	GLF Gulf Stream
BWH Bright White	HTB Heartthrob
CGP Cargo Pants	NET Network Gray
CHT Chatroom	NWH Nonchalant White
DSY Daisy	PAR Paradise
DRG Daring	QXP Quixotic Plum
DYN Dynamo	RBZ Relic Bronze
ENG Enigma	SND Sandbank
FRR French Roast	STM Storm
GBY Georgian Bay	TRC Tricorn Black

4. Fabric Selection - Please supply the following: Fabric vendor/Pattern name/Pattern color

[For a complete list of JSI Standard and Graded-In Textiles click here](#)

All COM orders must include the following:


- Vendor's name, pattern name and color
- Sample of the fabric attached to order
- Model numbers of items for fabric application
- Special application instructions (e.g., all stripes will be applied front to back unless specified otherwise)
- Customer and purchase order number

Ship prepaid COM
material to:



JSI
Attn: COM Dept
201 East Martin Street
Receiving B, Dock 71
Orleans, IN 47452



Application of fabric:

Railroaded Up the Roll




All COM orders will ship at standard lead time from receipt of COM except for orders requiring special custom matched finishes.

Description		① Model	Specifications			List Price Per Grade	
Armless		373A All Wood 373C Uph. Seat · horizontal slat back	Dimensions	D	W	H	All Wood \$447
	Overall		19 ¼	16 ¼	32 ¾	COM \$504	
			Seat	16	15 ½	18 ¼	A \$520
	373A all wood		Upholstery	Shipping			B \$540
	373C uph. seat		COM Ydg	¾	Ctn Wt	25	COL/C \$574
			COL Sq Ft	9	Cu Ft	9	D \$617
							E \$660
							F \$705
							G \$767
							H \$838
							I \$942
							J \$1,070
							L1 \$782
							L2 \$848


Barstool		378A All Wood 378C Uph. Seat · horizontal slat back · standard with brass scuff plate, also available in polished aluminum or matte black	Dimensions	D	W	H	All Wood \$536
	Overall		22	19	43 ¾	COM \$590	
			Seat	16 ¼	19	29 ½	A \$608
	378A all wood		Upholstery	Shipping			B \$628
	378C uph. seat		COM Ydg	¾	Ctn Wt	30	COL/C \$662
			COL Sq Ft	9	Cu Ft	13	D \$701
							E \$746
							F \$791
							G \$855
							H \$923
							I \$1,030
							J \$1,157
							L1 \$868
							L2 \$938

Barstool



378A

all wood



378C

uph. seat

378A All Wood

378C Uph. Seat

- horizontal slat back
- standard with brass scuff plate, also available in polished aluminum or matte black

Dimensions	D	W	H
Overall	22	19	43 ¾
Seat	16 ¼	19	29 ½
Upholstery		Shipping	
COM Ydg	¾	Ctn Wt	30
COL Sq Ft	9	Cu Ft	13

All Wood \$536

COM \$590

A \$608

B \$628

COL/C \$662

D \$701

E \$746

F \$791

G \$855

H \$923

I \$1,030

J \$1,157

L1 \$868

L2 \$938

To Order, Specify:

- ① Model Number
- ② Wood Species - Maple (M)
- ③ Wood Finish/Paint Color
- ④ Fabric Selection - vendor, pattern and color
- ⑤ Optional Rubber Cushion Nylon Glides - no upcharge

③ Wood Finish/Color Options:

CAG Aged Ash Coordinate	CFL Florence Walnut Coordinate
CAL Ale Light Coordinate	CFO Fossil Coordinate
ALM Ale Medium	CGR Graphite Coordinate
AUB Auburn	HRV Harvest
BRL Barley	HEN Henna
CBE Blonde Echo Coordinate	CHL High Line Coordinate
CBO Bourbon Light Coordinate	HNY Honey
BBM Bourbon Medium	CKC Khaki Coordinate
CBZ Brazilwood Coordinate	LGC Legacy
CBG Brighton Light Coordinate	MCH Mocha
BRM Brighton Medium	NTO Night Owl
BRW Brownie	NUT Nut Brown
BUT Butterscotch	COA Oatmeal Cookie Coordinate
CAN Canyon	CPI Pinnacle Walnut Coordinate
CIN Cinnamon	PRL Praline
CIT Citron	SAF Saffron
CLA Classic	SIE Sienna
CCF Coffee Coordinate	CST Studio Teak Coordinate
CLL Collectors	TOF Toffee
CCR Cremello Coordinate	TRF Truffle
DES Desert	VEN Venetian
EAR Earthy	CVI Vintage Coordinate
ECU Ecu	CWH Walnut Heights Coordinate
ESP Espresso	CWE Weathered Ash Coordinate
FLX Flax	

Paint Color - Add \$43 list per item

BKD Backdrop	GRV Greek Villa
BFX Black Fox	GLF Gulf Stream
BWH Bright White	HTB Heartthrob
CGP Cargo Pants	NET Network Gray
CHT Chatroom	NWH Nonchalant White
DSY Daisy	PAR Paradise
DRG Daring	QXP Quixotic Plum
DYN Dynamo	RBZ Relic Bronze
ENG Enigma	SND Sandbank
FRR French Roast	STM Storm
GBY Georgian Bay	TRC Tricorn Black

- ④ Visit www.jsifurniture.com/finishes-and-materials/textiles for our textiles program. See selection of standard and graded in manufacturers and patterns.

Specifications

- Wood species - Maple.
- Seat is upholstered with 1 ½" polyurethane foam and synthetic sheet webbing for added comfort.
- Spiral grooved hardwood dowels with corner blocks, glue and screws.
- Standard with rubber cushion metal glides.

Newton Order Check List:



Specify:

- ☐ 1. Model Number
- ☐ 2. Fabric Selection - vendor, pattern and color
- ☐ 3. Arm Selection
 - A. Black polyurethane arm caps - standard
 - B. Aluminum Arm with black polyurethane arm caps - add \$183 list
- ☐ 4. Control Selection
 - A. Swivel Tilt Mechanism - standard
 - B. Mid-Pivot Mechanism - add \$144 list
- ☐ 5. Base Selection
 - A. Aluminum Base - add \$113 list
 - B. Black Polyurethane - standard
 - standard with casters
 - optional glides - add \$16 list
 - C. Black Pneumatic Jury Base - add \$198 list

Example:

NW5100 | MOMENTUM | VOX | MYSTIC
 (model #) (fabric vendor) (pattern name) (pattern color)

1. Model Number

2. Fabric Selection - Please supply the following: Fabric vendor/Pattern name/Pattern color

[For a complete list of JSI Standard and Graded-In Textiles click here](#)

When specifying contrasting upholstery, indicate clearly which upholstery is to be applied to the seat, back and arms. Use higher grade pricing.


- Indicate direction of fabric - Railroaded or Up the Roll
- Please provide illustration, if available

All COM orders must include the following:

- Vendor's name, pattern name and color
- Sample of the fabric attached to order
- Model numbers of items for fabric application
- Special application instructions (e.g., all stripes will be applied front to back unless specified otherwise)
- Customer and purchase order number

Ship prepaid COM material to:
 JSI
 Attn: COM Dept
 201 East Martin Street
 Receiving B, Dock 71
 Orleans, IN 47452

Application of fabric:
 Railroaded Up the Roll



All COM orders will ship at standard lead time from receipt of COM except for orders requiring special custom matched finishes.

3. Arm Selection

- A. Black Polyurethane Arm Caps - standard
- B. Aluminum Arms with Black Polyurethane Arm Caps - add \$183 list

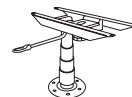
4. Control Selection

- A. Swivel Tilt Mechanism - standard
- B. Mid-Pivot Mechanism with tilt lock - add \$144 list



5. Base Selection

- A. Aluminum Base - add \$113 list
- B. Black Polyurethane - standard
 - standard with casters
 - optional glides - add \$16 list
- C. Black Pneumatic Jury Base - add \$198 list








Pneumatic lift-
 NOT self-centering -
 Standard

NEWTON




STANDARD SCALE

GSA Contract SIN #33721



Description	① Model	Specifications	List Price Per Grade
Standard Scale Management Mid Back 	NW5100 <ul style="list-style-type: none"> armless black polyurethane base overall height range is 36 ½ – 40 ¼ seat height range is 16 ¾ – 20 ½ jury base not available on JSI Quickship program 	Dimensions	COM \$1,175
		Overall 26 ½ 26 ½ 40 ¼	A \$1,194
		Seat 17 ½ 20 ¼ 20 ½	B \$1,232
		Upholstery	COL/C \$1,296
		Shipping	D \$1,378
		COM Ydg 1 ¾ Ctn Wt 34	E \$1,462
		COL Sq Ft 32 Cu Ft 17	F \$1,591
			G \$1,730
			H \$1,877
			I \$2,108
Standard Scale Management Mid Back 	NW5110 <ul style="list-style-type: none"> black polyurethane arms and base overall height range is 36 ½ – 40 ¼ seat height range is 16 ¾ – 20 ½ arm height range is 25 ¼ – 29 jury base not available on JSI Quickship program 	Dimensions	COM \$1,326
		Overall 26 ½ 26 ½ 40 ¼	A \$1,346
		Seat 17 ½ 20 ¼ 20 ½	B \$1,383
		Arm 29	COL/C \$1,447
		Upholstery	D \$1,529
		Shipping	E \$1,614
		COM Ydg 1 ¾ Ctn Wt 38	F \$1,742
		COL Sq Ft 32 Cu Ft 17	G \$1,880
			H \$2,029
			I \$2,260
Standard Scale Executive High Back 	NW5120 <ul style="list-style-type: none"> armless black polyurethane base overall height range is 44 ¾ – 48 ½ seat height range is 16 ¾ – 20 ½ jury base not available on JSI Quickship program 	Dimensions	COM \$1,437
		Overall 26 ½ 26 ½ 48 ½	A \$1,459
		Seat 17 ½ 20 ¼ 20 ½	B \$1,501
		Upholstery	COL/C \$1,575
		Shipping	D \$1,671
		COM Ydg 2 Ctn Wt 42	E \$1,765
		COL Sq Ft 36 Cu Ft 19	F \$1,912
			G \$2,071
			H \$2,239
			I \$2,504
Standard Scale Executive High Back 	NW5121 <ul style="list-style-type: none"> black polyurethane arms and base overall height range is 44 ¾ – 48 ½ seat height range is 16 ¾ – 20 ½ arm height range is 25 ¼ – 29 jury base not available on JSI Quickship program 	Dimensions	COM \$1,606
		Overall 26 ½ 26 ½ 48 ½	A \$1,627
		Seat 17 ½ 20 ¼ 20 ½	B \$1,669
		Arm 29	COL/C \$1,744
		Upholstery	D \$1,839
		Shipping	E \$1,934
		COM Ydg 2 Ctn Wt 46	F \$2,081
		COL Sq Ft 36 Cu Ft 19	G \$2,239
			H \$2,408
			I \$2,673
Standard Scale Executive High Back 	NW5121 <ul style="list-style-type: none"> black polyurethane arms and base overall height range is 44 ¾ – 48 ½ seat height range is 16 ¾ – 20 ½ arm height range is 25 ¼ – 29 jury base not available on JSI Quickship program 		J \$2,988
			L1 \$2,355
			L2 \$2,567

GRAND SCALE

Description	1 Model	Specifications				List Price Per Grade	
Grand Scale Management Mid Back 	NW5130 • armless • black polyurethane base • overall height range is 37 ½ – 41 ¼ • seat height range is 16 ¾ – 20 ½ • jury base not available on JSI Quickship program	Dimensions	D	W	H	COM	\$1,221
		Overall	26 ½	26 ½	41 ¼	A	\$1,241
		Seat	19 ¼	21 ¼	20 ½	B	\$1,278
		Upholstery		Shipping		COL/C	\$1,342
		COM Ydg	1 ¾	Ctn Wt	36	D	\$1,425
		COL Sq Ft	32	Cu Ft	17	E	\$1,509
						F	\$1,638
						G	\$1,777
						H	\$1,924
						I	\$2,155
						J	\$2,432
						L1	\$1,878
						L2	\$2,063
Grand Scale Management Mid Back 	NW5140 • black polyurethane arms and base • overall height range is 37 ½ – 41 ¼ • seat height range is 16 ¾ – 20 ½ • arm height range is 25 ¼ – 29 • jury base not available on JSI Quickship program	Dimensions	D	W	H	COM	\$1,376
		Overall	26 ½	26 ½	41 ¼	A	\$1,396
		Seat	19 ¼	21 ¼	20 ½	B	\$1,433
		Arm			29	COL/C	\$1,497
		Upholstery		Shipping		D	\$1,581
		COM Ydg	1 ¾	Ctn Wt	40	E	\$1,665
		COL Sq Ft	32	Cu Ft	17	F	\$1,793
						G	\$1,932
						H	\$2,080
						I	\$2,310
						J	\$2,587
						L1	\$2,033
						L2	\$2,218
Grand Scale Executive High Back 	NW5151 • black polyurethane arms and base • overall height range is 45 ¾ – 49 ½ • seat height range is 16 ¾ – 20 ½ • arm height range is 25 ¼ – 29 • jury base not available on JSI Quickship program	Dimensions	D	W	H	COM	\$1,650
		Overall	26 ½	26 ½	49 ½	A	\$1,674
		Seat	19 ¼	21 ¼	20 ½	B	\$1,722
		Arm			29	COL/C	\$1,805
		Upholstery		Shipping		D	\$1,912
		COM Ydg	2 ¼	Ctn Wt	48	E	\$2,019
		COL Sq Ft	41	Cu Ft	19	F	\$2,185
						G	\$2,364
						H	\$2,553
						I	\$2,849
						J	\$3,206
						L1	\$2,493
						L2	\$2,731

To Order, Specify:

1 Model Number

2 Fabric Selection - vendor, pattern and color

3 Arm Selection

- A. Black Polyurethane Arm Caps - standard
- B. Aluminum Arm with Black Polyurethane Arm Caps - add \$183 list

4 Control Selection

- A. Swivel Tilt Mechanism - standard
- B. Mid-Pivot Mechanism - add \$144 list

5 Base Selection

- A. Aluminum Base - add \$113 list
- B. Black Polyurethane Base - standard
 - standard with casters
 - optional glides - add \$16 list
- C. Black Pneumatic Jury Base - add \$198 list

- 2 Visit www.jsifurniture.com/finishes-and-materials/textiles for our textiles program. See selection of standard and graded in manufacturers and patterns.

Specifications

- Wood species - Solid Birch plywood.
- Mortise and tenon construction with corner blocks, glue and screws.
- Seat has 3 ½" polyurethane foam with Dacron® wrap.
- Back has synthetic sheet webbing and 1" polyurethane foam.
- All models standard with swivel, tilt, pneumatic lift, tension adjustment and dual wheel casters.

When ordering Quickship products, place a "Q" in front of model number.
Example: QNW5121

NOW!
Need it.
JSI Quickship

Olympian Lounge Order Check List:



Specify:

- ☐ 1. Model Number
- ☐ 2. Wood Species - Maple (M)
- ☐ 3. Wood Finish
- ☐ 4. Metal Color - Black Sandtex (BSX) or Stardust Silver (STS) - Linking Tables Only
- ☐ 5. Fabric Selection - vendor, pattern and color
- ☐ 6. Optional Casters - \$120 list
- ☐ 7. Optional Tablet Arm - add \$670 list; indicate left (TBL) or right (TBR)
- ☐ 8. Optional Rubber Cushion Nylon Glides - no upcharge

Example:

OL7601U (model #)	M (wood species)	AUB (finish)	MOMENTUM (fabric vendor)	VOX (pattern name)	MYSTIC (pattern color)
----------------------	---------------------	-----------------	-----------------------------	-----------------------	---------------------------

1. Model Number

2. Wood Species - Maple (M)

3. Wood Finish Options:

ALM	Ale Medium	FLX	Flax
AUB	Auburn	HRV	Harvest
BRL	Barley	LGC	Legacy
BBM	Bourbon Medium	MCH	Mocha
BRM	Brighton Medium	NTO	Night Owl
BUT	Butterscotch	PRL	Praline
CIN	Cinnamon	SAF	Saffron
CLA	Classic	SIE	Sienna
CLL	Collectors	TOF	Toffee
EAR	Earthy	TRF	Truffle
ESP	Espresso	VEN	Venetian

4. Metal Color - Black Sandtex (BSX) or Stardust Silver (STS)
*Specify on Linking Tables only

5. Fabric Selection - Please supply the following:
Fabric vendor/Pattern name/Pattern color

[For a complete list of JSI Standard and Graded-In Textiles click here](#)

When specifying contrasting upholstery, indicate clearly which upholstery is to be applied to the seat, back and arms. Use higher grade pricing.

- Indicate direction of fabric - Railroaded or Up the Roll
- Please provide illustration, if available

- All COM orders must include the following:**
- Vendor's name, pattern name and color
 - Sample of the fabric attached to order
 - Model numbers of items for fabric application
 - Special application instructions (e.g., all stripes will be applied front to back unless specified otherwise)
 - Customer and purchase order number

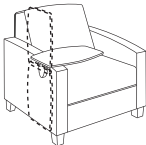
Ship prepaid COM material to:
JSI
Attn: COM Dept
201 East Martin Street
Receiving B, Dock 71
Orleans, IN 47452

Application of fabric:
Railroaded Up the Roll

All COM orders will ship at standard lead time from receipt of COM except for orders requiring special custom matched finishes.

6. Optional Casters - \$120 list

7. Tablet Arm -
Tablet arm designated right (TBR) or left (TBL) as seated in chair - add \$670 list



8. Optional Rubber Cushion Nylon Glides - no upcharge

FREESTANDING

Description	① Model	Specifications	List Price Per Grade																												
Single Seat	OL7601U · optional casters, add \$120 list	<table> <tr> <th>Dimensions</th><th>D</th><th>W</th><th>H</th></tr> <tr> <td>Overall</td><td>31</td><td>31</td><td>34</td></tr> <tr> <td>Seat</td><td>21 ½</td><td>21 ½</td><td>18 ¼</td></tr> <tr> <td>Arm</td><td></td><td></td><td>25</td></tr> <tr> <th>Upholstery</th><th colspan="3">Shipping</th></tr> <tr> <td>COM Ydg</td><td>5 ½</td><td>Ctn Wt</td><td>70</td></tr> <tr> <td>COL Sq Ft</td><td>127</td><td>Cu Ft</td><td>30</td></tr> </table>	Dimensions	D	W	H	Overall	31	31	34	Seat	21 ½	21 ½	18 ¼	Arm			25	Upholstery	Shipping			COM Ydg	5 ½	Ctn Wt	70	COL Sq Ft	127	Cu Ft	30	COM \$1,959 A \$2,029 B \$2,173 COL/C \$2,424 D \$2,744 E \$3,065 F \$3,406 G \$3,885 H \$4,403 I \$5,205 J \$6,168 L1 \$4,626 L2 \$5,301
Dimensions	D	W	H																												
Overall	31	31	34																												
Seat	21 ½	21 ½	18 ¼																												
Arm			25																												
Upholstery	Shipping																														
COM Ydg	5 ½	Ctn Wt	70																												
COL Sq Ft	127	Cu Ft	30																												

Single Seat with Clean Out	OL7601U-CO · optional casters, add \$120 list · discrete clean out	<table> <tr> <th>Dimensions</th><th>D</th><th>W</th><th>H</th></tr> <tr> <td>Overall</td><td>31</td><td>31</td><td>34</td></tr> <tr> <td>Seat</td><td>21 ½</td><td>21 ½</td><td>18 ¼</td></tr> <tr> <td>Arm</td><td></td><td></td><td>25</td></tr> <tr> <th>Upholstery</th><th colspan="3">Shipping</th></tr> <tr> <td>COM Ydg</td><td>5 ½</td><td>Ctn Wt</td><td>70</td></tr> <tr> <td>COL Sq Ft</td><td>127</td><td>Cu Ft</td><td>30</td></tr> </table>	Dimensions	D	W	H	Overall	31	31	34	Seat	21 ½	21 ½	18 ¼	Arm			25	Upholstery	Shipping			COM Ydg	5 ½	Ctn Wt	70	COL Sq Ft	127	Cu Ft	30	COM \$2,082 A \$2,154 B \$2,305 COL/C \$2,570 D \$2,906 E \$3,241 F \$3,608 G \$4,113 H \$4,659 I \$5,507 J \$6,522 L1 \$4,875 L2 \$5,584
Dimensions	D	W	H																												
Overall	31	31	34																												
Seat	21 ½	21 ½	18 ¼																												
Arm			25																												
Upholstery	Shipping																														
COM Ydg	5 ½	Ctn Wt	70																												
COL Sq Ft	127	Cu Ft	30																												

To Order, Specify:

- ① Model Number
 ② Wood Species - Maple (M)
 ③ Wood Finish
 ④ Fabric Selection - vendor, pattern and color
 ⑤ Optional Casters - add \$120 list
 ⑥ Optional Tablet Arm - add \$670 list; indicate left (TBL) or right (TBR)



Tilt and Stow
Tablet Arm Illustration
10"d x 16"w Surface

③ Wood Finish/Color Options:




Maple		FLX	Flax
ALE	Ale Medium	HRV	Harvest
AUB	Auburn	LGC	Legacy
BRL	Barley	MCH	Mocha
BBM	Bourbon Medium	NTO	Night Owl
BRM	Brighton Medium	PRL	Praline
BUT	Butterscotch	SAF	Saffron
CIN	Cinnamon	SIE	Sienna
CLA	Classic	TOF	Toffee
CLL	Collectors	TRF	Truffle
EAR	Earthy	VEN	Venetian
ESP	Espresso		

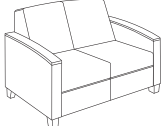


Specifications

- 3 ½" tall solid maple leg.
- Seat has synthetic sheet webbing with cross strap reinforcement, 6" polyurethane foam and fixed cushion.
- Back has 3 ½" polyurethane foam.
- Arms have ½" polyurethane foam.
- Mortise and tenon construction with corner blocks, glue and screws.
- Wood caps are ¾" thick maple veneer.
- Standard with rubber cushion metal glides.

- ⑦ Optional Rubber Cushion Nylon Glides - no upcharge

- ④ Visit www.jsifurniture.com/finishes-and-materials/textiles for our textiles program. See selection of standard and graded in manufacturers and patterns.

Description	① Model	Specifications				List Price Per Grade	
	OL7601W · optional casters, add \$120 list	Dimensions	D	W	H	COM	\$2,154
		Overall	31	31	34	A	\$2,227
		Seat	21 ½	21 ½	18 ¼	B	\$2,371
		Arm			25 ½	COL/C	\$2,622
		Upholstery	Shipping			D	\$2,940
		COM Ydg	5 ½	Ctn Wt	74	E	\$3,264
		COL Sq Ft	127	Cu Ft	30	F	\$3,603
						G	\$4,083
						H	\$4,599
						I	\$5,402
	OL7601W-CO · optional casters, add \$120 list · discrete clean out	Dimensions	D	W	H	COM	\$2,277
		Overall	31	31	34	A	\$2,352
		Seat	21 ½	21 ½	18 ¼	B	\$2,503
		Arm			25 ½	COL/C	\$2,769
		Upholstery	Shipping			D	\$3,101
		COM Ydg	5 ½	Ctn Wt	74	E	\$3,440
		COL Sq Ft	127	Cu Ft	30	F	\$3,804
						G	\$4,312
						H	\$4,856
						I	\$5,704
	OL7602U	Dimensions	D	W	H	COM	\$2,558
		Overall	31	49	34	A	\$2,659
		Seat	21 ½	39 ½	18 ¼	B	\$2,853
		Arm			25	COL/C	\$3,192
		Upholstery	Shipping			D	\$3,631
		COM Ydg	7 ½	Ctn Wt	92	E	\$4,070
		COL Sq Ft	173	Cu Ft	46	F	\$4,532
						G	\$5,191
						H	\$5,890
						I	\$6,987

Description	① Model	Specifications				List Price Per Grade	
Two Seat with Wood Cap Arm 	OL7602W	Dimensions	D	W	H	COM	\$2,757
		Overall	31	49	34	A	\$2,856
		Seat	21 ½	39 ½	18 ¼	B	\$3,052
		Arm			25 ½	COL/C	\$3,391
		Upholstery	Shipping			D	\$3,830
		COM Ydg	7 ½	Ctn Wt	96	E	\$4,269
		COL Sq Ft	173	Cu Ft	46	F	\$4,730
						G	\$5,390
						H	\$6,089
						I	\$7,188
Three Seat 	OL7603U	Dimensions	D	W	H	COM	\$3,716
		Overall	31	69	34	A	\$3,838
		Seat	21 ½	59 ½	18 ¼	B	\$4,088
		Arm			25	COL/C	\$4,518
		Upholstery	Shipping			D	\$5,072
		COM Ydg	9 ½	Ctn Wt	115	E	\$5,628
		COL Sq Ft	219	Cu Ft	62	F	\$6,213
						G	\$7,047
						H	\$7,937
						I	\$9,324
Three Seat with Wood Cap Arm 	OL7603W	Dimensions	D	W	H	COM	\$3,916
		Overall	31	69	34	A	\$4,038
		Seat	21 ½	59 ½	18 ¼	B	\$4,289
		Arm			25 ½	COL/C	\$4,720
		Upholstery	Shipping			D	\$5,273
		COM Ydg	9 ½	Ctn Wt	119	E	\$5,828
		COL Sq Ft	219	Cu Ft	62	F	\$6,414
						G	\$7,247
						H	\$8,138
						I	\$9,525

To Order, Specify:

- ① Model Number
 ② Wood Species - Maple (M)
 ③ Wood Finish
 ④ Fabric Selection - vendor, pattern and color
 ⑤ Optional Casters - add \$120 list
 ⑥ Optional Tablet Arm - add \$670 list; indicate left (TBL) or right (TBR)



Tilt and Stow
 Tablet Arm Illustration
 10"d x 16"w Surface

③ Wood Finish/Color Options:

Maple		FLX	Flax
ALE	Ale Medium	HRV	Harvest
AUB	Auburn	LGC	Legacy
BRL	Barley	MCH	Mocha
BBM	Bourbon Medium	NTO	Night Owl
BRM	Brighton Medium	PRL	Praline
BUT	Butterscotch	SAF	Saffron
CIN	Cinnamon	SIE	Sienna
CLA	Classic	TOF	Toffee
CLL	Collectors	TRF	Truffle
EAR	Earthy	VEN	Venetian
ESP	Espresso		

Specifications

- 3 ½" tall solid maple leg.
- Seat has synthetic sheet webbing with cross strap reinforcement, 6" polyurethane foam and fixed cushion.
- Back has 3 ½" polyurethane foam.
- Arms have ½" polyurethane foam.
- Mortise and tenon construction with corner blocks, glue and screws.
- Wood caps are ¾" thick maple veneer.
- Standard with rubber cushion metal glides.



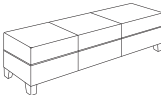
- ⑦ Optional Rubber Cushion Nylon Glides - no upcharge

- ④ Visit www.jsifurniture.com/finishes-and-materials/textiles for our textiles program. See selection of standard and graded in manufacturers and patterns.




OLYMPIAN FREESTANDING

GSA Contract SIN #33721



Description	① Model	Specifications				List Price Per Grade		
22" x 22" Ottoman 	OL7604 · optional casters, add \$120 list · carton weight based on two per box	Dimensions	D	W	H	COM	\$1,116	
		Overall	22	22	16 ½	A	\$1,148	
		Seat					B	\$1,216
		Arm					COL/C	\$1,328
		Upholstery				Shipping	D	\$1,474
		COM Ydg	2 ½	Ctn Wt	65	E	\$1,620	
		COL Sq Ft	50	Cu Ft	20	F	\$1,773	
						G	\$1,992	
						H	\$2,227	
						I	\$2,593	
				J	\$3,030			
				L1	\$2,153			
				L2	\$2,417			
22" x 44" Ottoman 	OL7607 · optional casters, add \$120 list	Dimensions	D	W	H	COM	\$1,170	
		Overall	22	44	16 ½	A	\$1,218	
		Upholstery				Shipping	B	\$1,316
		COM Ydg	3 ¾	Ctn Wt	66	COL/C	\$1,485	
		COL Sq Ft	75	Cu Ft	15	D	\$1,705	
						E	\$1,925	
						F	\$2,154	
						G	\$2,482	
						H	\$2,835	
						I	\$3,382	
				J	\$4,038			
				L1	\$2,724			
				L2	\$3,120			
22" x 66" Ottoman 	OL7608 · optional casters, add \$120 list	Dimensions	D	W	H	COM	\$1,318	
		Overall	22	66	16 ½	A	\$1,383	
		Upholstery				Shipping	B	\$1,516
		COM Ydg	5	Ctn Wt	92	COL/C	\$1,741	
		COL Sq Ft	100	Cu Ft	20	D	\$2,033	
						E	\$2,325	
						F	\$2,633	
						G	\$3,073	
						H	\$3,539	
						I	\$4,271	
				J	\$5,147			
				L1	\$3,393			
				L2	\$3,919			

FREESTANDING

Description	① Model	Specifications				List Price Per Grade	
30" x 30" Ottoman 	OL7605 • optional casters, add \$120 list	Dimensions	D	W	H	COM	\$1,132
		Overall	30	30	16 ½	A	\$1,179
		Upholstery	Shipping			B	\$1,270
		COM Ydg	3 ½	Ctn Wt	85 (2/box)	COL/C	\$1,429
		COL Sq Ft	81	Cu Ft	30	D	\$1,631
						E	\$1,837
36" x 36" Ottoman 	OL7606 • optional casters, add \$120 list	Dimensions	D	W	H	COM	\$1,242
		Overall	36	36	16 ½	A	\$1,302
		Upholstery	Shipping			B	\$1,417
		COM Ydg	4 ½	Ctn Wt	105 (2/box)	COL/C	\$1,623
		COL Sq Ft	104	Cu Ft	35	D	\$1,884
						E	\$2,149
18" x 18" Pod 	OL7610 • casters standard	Dimensions	D	W	H	COM	\$1,114
		Overall	18	18	18 ¼	A	\$1,138
		Upholstery	Shipping			B	\$1,183
		COM Ydg	1 ¾	Ctn Wt	85 (2/box)	COL/C	\$1,264
		COL Sq Ft	35	Cu Ft	20	D	\$1,365
						E	\$1,469
						F	\$1,576
						G	\$1,727
						H	\$1,892
						I	\$2,149
						J	\$2,456
						L1	\$1,842
						L2	\$2,026

To Order, Specify:

- ① Model Number
- ② Wood Species - Maple (M)
- ③ Wood Finish
- ④ Fabric Selection - vendor, pattern and color
- ⑤ Optional Rubber Cushion Nylon Glides - no upcharge

③ Wood Finish/Color Options:

Maple		FLX	Flax
ALE	Ale Medium	HRV	Harvest
AUB	Auburn	LGC	Legacy
BRL	Barley	MCH	Mocha
BBM	Bourbon Medium	NTD	Night Owl
BRM	Brighton Medium	PRL	Praline
BUT	Butterscotch	SAF	Saffron
CIN	Cinnamon	SIE	Sienna
CLA	Classic	TOF	Toffee
CLL	Collectors	TRF	Truffle
EAR	Earthy	VEN	Venetian
ESP	Espresso		

- ④ Visit www.jsifurniture.com/finishes-and-materials/textiles for our textiles program. See selection of standard and graded in manufacturers and patterns.

Specifications

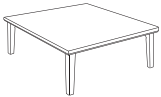
- 3 ½" tall solid maple leg.
- Seat has synthetic sheet webbing with cross strap reinforcement, 6" polyurethane foam and fixed cushion.
- Mortise and tenon construction with corner blocks, glue and screws.
- Standard with rubber cushion metal glides.

Description	D	W	H	CTN WT	CU FT	① Model	List Price
28" x 28" End Table	28	28	17	30	6	OL2828-17	\$796



- maple veneer top

36" x 36" Magazine Table	36	36	17	40	8	OL3636-17	\$871
--------------------------	----	----	----	----	---	-----------	-------



- maple veneer top

To Order, Specify:

- ① Model Number
- ② Wood Species - Maple (M)
- ③ Wood Finish
- ④ Fabric Selection - vendor, pattern and color
- ⑤ Optional Rubber Cushion Nylon Glides - no upcharge


③ Wood Finish/Color Options:

Maple			
ALE	Ale Medium	FLX	Flax
AUB	Auburn	HRV	Harvest
BRL	Barley	LGC	Legacy
BBM	Bourbon Medium	MCH	Mocha
BRM	Brighton Medium	NTO	Night Owl
BUT	Butterscotch	PRL	Praline
CIN	Cinnamon	SAF	Saffron
CLA	Classic	SIE	Sienna
CLL	Collectors	TOF	Toffee
EAR	Earthy	TRF	Truffle
ESP	Espresso	VEN	Venetian


Specifications

- 3½" tall solid maple leg.
- Seat has synthetic sheet webbing with cross strap reinforcement, 6" polyurethane foam and fixed cushion.
- Table tops are 1" thick maple veneer.
- Mortise and tenon construction with corner blocks, glue and screws.
- Standard with rubber cushion metal glides.

- ④ Visit www.jsifurniture.com/finishes-and-materials/textiles for our textiles program. See selection of standard and graded in manufacturers and patterns.

Description	① Model	Specifications				List Price Per Grade	
<div>21" Single Seat</div> <div></div>	<div>OL7821U</div> <div>· optional casters, add \$120 list</div>	Dimensions	D	W	H	COM	\$1,915
		Overall	29	28 ¼	34 ½	A	\$1,978
		Seat	20	21 ½	18 ¼	B	\$2,110
		Arm			24 ¾	COL/C	\$2,338
		Upholstery	Shipping			D	\$2,629
		COM Ydg	5	Ctn Wt	59	E	\$2,922
		COL Sq Ft	115	Cu Ft	30	F	\$3,227
						G	\$3,668
						H	\$4,134
						I	\$4,865
				J	\$5,742		
				L1	\$4,342		
				L2	\$4,954		

21" Single Seat with Clean Out



OL7821U-CO

- optional casters, add \$120 list
- discrete clean out

Dimensions		D	W	H
Overall		29	28 ¼	34 ½
Seat		20	21 ½	18 ¼
Arm				24 ¾
Upholstery		Shipping		
COM Ydg	5	Ctn Wt	59	
COL Sq Ft	115	Cu Ft	30	

COM \$2,028

A \$2,095

B \$2,234

COL/C \$2,474

D \$2,782

E \$3,088

F \$3,420

G \$3,890

H \$4,382

I \$5,158

J \$6,088

L1 \$4,581

L2 \$5,229

To Order, Specify:

- ① Model Number
- ② Wood Species - Maple (M)
- ③ Wood Finish
- ④ Fabric Selection - vendor, pattern and color
- ⑤ Optional Casters - add \$120 list
- ⑥ Optional Tablet Arm - add \$670 list; indicate left (TBL) or right (TBR)



Tilt and Stow
Tablet Arm Illustration
10"d x 16"w Surface

③ Wood Finish/Color Options:





Maple		FLX	Flax
ALE	Ale Medium	HRV	Harvest
AUB	Auburn	LGC	Legacy
BRL	Barley	MCH	Mocha
BBM	Bourbon Medium	NTD	Night Owl
BRM	Brighton Medium	PRL	Praline
BUT	Butterscotch	SAF	Saffron
CIN	Cinnamon	SIE	Sienna
CLA	Classic	TOF	Toffee
CLL	Collectors	TRF	Truffle
EAR	Earthy	VEN	Venetian
ESP	Espresso		




Specifications

- 3 ½" tall solid maple leg.
- Seat has synthetic sheet webbing with cross strap reinforcement, 6" polyurethane foam and fixed cushion.
- Back has 3 ½" polyurethane foam.
- Arms have ½" polyurethane foam.
- Mortise and tenon construction with corner blocks, glue and screws.
- Wood caps are ¾" thick maple veneer.
- Standard with rubber cushion metal glides.

- ⑦ Optional Rubber Cushion Nylon Glides - no upcharge

- ④ Visit www.jsifurniture.com/finishes-and-materials/textiles for our textiles program. See selection of standard and graded in manufacturers and patterns.

Description	Model	Specifications	List Price Per Grade
21" Single Seat with Wood Cap Arm 	OL7821W · optional casters, add \$120 list · optional tablet arm, add \$670 list; specify TBL-left or TBR-right as seated	Dimensions	COM \$2,112
		D 29 W 28 ¼ H 34 ½	A \$2,177
		Seat 20 21 ½ 18 ¼	B \$2,308
		Arm 25 ¼	COL/C \$2,535
		Upholstery	D \$2,826
		Shipping	E \$3,120
		COM Ydg 5 Ctn Wt 62	F \$3,425
		COL Sq Ft 115 Cu Ft 30	G \$3,866
			H \$4,331
			I \$5,064
			J \$5,941
			L1 \$4,538
			L2 \$5,151
21" Single Seat with Wood Cap Arm and Clean Out 	OL7821W-CO · optional casters, add \$120 list · optional tablet arm, add \$670 list; specify TBL-left or TBR-right as seated · discrete clean out	Dimensions	COM \$2,226
		D 29 W 28 ¼ H 34 ½	A \$2,295
		Seat 20 21 ½ 18 ¼	B \$2,432
		Arm 25 ¼	COL/C \$2,670
		Upholstery	D \$2,979
		Shipping	E \$3,287
		COM Ydg 5 Ctn Wt 62	F \$3,618
		COL Sq Ft 115 Cu Ft 30	G \$4,087
			H \$4,579
			I \$5,357
			J \$6,287
			L1 \$4,776
			L2 \$5,427
31" Single Seat 	OL7822U	Dimensions	COM \$2,154
		D 29 W 38 H 34 ½	A \$2,249
		Seat 20 31 ¼ 18 ¼	B \$2,429
		Arm 24 ¾	COL/C \$2,749
		Upholstery	D \$3,157
		Shipping	E \$3,564
		COM Ydg 7 Ctn Wt 71	F \$3,998
		COL Sq Ft 161 Cu Ft 33	G \$4,610
			H \$5,263
			I \$6,289
			J \$7,515
			L1 \$5,552
			L2 \$6,411
31" Single Seat with Wood Cap Arm 	OL7822W	Dimensions	COM \$2,355
		D 29 W 38 H 34 ½	A \$2,448
		Seat 20 31 ¼ 18 ¼	B \$2,631
		Arm 25 ¼	COL/C \$2,949
		Upholstery	D \$3,356
		Shipping	E \$3,764
		COM Ydg 7 Ctn Wt 74	F \$4,201
		COL Sq Ft 161 Cu Ft 33	G \$4,812
			H \$5,464
			I \$6,489
			J \$7,715
			L1 \$5,753
			L2 \$6,611

Description	1 Model	Specifications				List Price Per Grade	
31" Single Seat 	OL7822BU • bariatric • meets BIFMA x5.11 large occupant standard (253-400 lb individual)	Dimensions	D	W	H	COM	\$2,846
		Overall	29	38	34 ½	A	\$2,937
		Seat	20	31 ¼	18 ¼	B	\$3,122
		Arm			24 ¾	COL/C	\$3,437
		Upholstery		Shipping		D	\$3,847
		COM Ydg	7	Ctn Wt	77	E	\$4,255
		COL Sq Ft	161	Cu Ft	33	F	\$4,690
						G	\$5,301
						H	\$5,956
						I	\$6,978
31" Single Seat with Wood Cap Arm 	OL7822BW • bariatric • meets BIFMA x5.11 large occupant standard (253-400 lb individual)	Dimensions	D	W	H	COM	\$3,045
		Overall	29	38	34 ½	A	\$3,136
		Seat	20	31 ¼	18 ¼	B	\$3,319
		Arm			25 ½	COL/C	\$3,636
		Upholstery		Shipping		D	\$4,048
		COM Ydg	7	Ctn Wt	80	E	\$4,456
		COL Sq Ft	161	Cu Ft	33	F	\$4,888
						G	\$5,502
						H	\$6,155
						I	\$7,177
42" Single Seat 	OL7823U	Dimensions	D	W	H	COM	\$2,749
		Overall	29	49	34 ½	A	\$2,866
		Seat	20	42 ¼	18 ¼	B	\$3,097
		Arm			24 ¾	COL/C	\$3,508
		Upholstery		Shipping		D	\$4,033
		COM Ydg	9	Ctn Wt	79	E	\$4,560
		COL Sq Ft	207	Cu Ft	46	F	\$5,115
						G	\$5,902
						H	\$6,744
						I	\$8,061

To Order, Specify:

- Model Number
- Wood Species - Maple (M)
- Wood Finish
- Fabric Selection - vendor, pattern and color
- Optional Casters - add \$120 list
- Optional Tablet Arm - add \$670 list; indicate left (TBL) or right (TBR)



Tilt and Stow
Tablet Arm Illustration
10"d x 16"w Surface

3 Wood Finish/Color Options:




Maple		FLX	Flax
ALE	Ale Medium	HRV	Harvest
AUB	Auburn	LGC	Legacy
BRL	Barley	MCH	Mocha
BBM	Bourbon Medium	NTO	Night Owl
BRM	Brighton Medium	PRL	Praline
BUT	Butterscotch	SAF	Saffron
CIN	Cinnamon	SIE	Sienna
CLA	Classic	TOF	Toffee
CLL	Collectors	TRF	Truffle
EAR	Earthy	VEN	Venetian
ESP	Espresso		

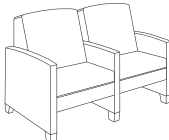
Specifications

- 3 ½" tall solid maple leg.
- Seat has synthetic sheet webbing with cross strap reinforcement, 6" polyurethane foam and fixed cushion.
- Back has 3 ½" polyurethane foam.
- Arms have ½" polyurethane foam.
- Mortise and tenon construction with corner blocks, glue and screws.
- Wood caps are ¾" thick maple veneer.
- Standard with rubber cushion metal glides.

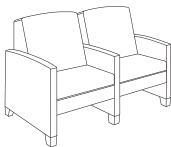
- Optional Rubber Cushion Nylon Glides - no upcharge

- Visit www.jsifurniture.com/finishes-and-materials/textiles for our textiles program. See selection of standard and graded in manufacturers and patterns.

Description	Model	Specifications				List Price Per Grade	
42" Single Seat with Wood Cap Arm 	OL7823W	Dimensions	D	W	H	COM	\$2,944
		Overall	29	49	34 ½	A	\$3,062
		Seat	20	42 ¼	18 ¼	B	\$3,296
		Arm			25 ¼	COL/C	\$3,707
		Upholstery	Shipping			D	\$4,231
		COM Ydg	9	Ctn Wt	82	E	\$4,758
		COL Sq Ft	207	Cu Ft	46	F	\$5,315
						G	\$6,102
						H	\$6,942
						I	\$8,257
42" Single Seat 	OL7823BU · bariatric · meets BIFMA x5.11 large occupant standard (253-400 lb individual)	Dimensions	D	W	H	COM	\$3,454
		Overall	29	49	34 ½	A	\$3,573
		Seat	20	42 ¼	18 ¼	B	\$3,807
		Arm			24 ¾	COL/C	\$4,216
		Upholstery	Shipping			D	\$4,743
		COM Ydg	9	Ctn Wt	86	E	\$5,267
		COL Sq Ft	207	Cu Ft	46	F	\$5,824
						G	\$6,611
						H	\$7,453
						I	\$8,768
42" Single Seat with Wood Cap Arm 	OL7823BW · bariatric · meets BIFMA x5.11 large occupant standard (253-400 lb individual)	Dimensions	D	W	H	COM	\$3,654
		Overall	29	49	34 ½	A	\$3,769
		Seat	20	42 ¼	18 ¼	B	\$4,007
		Arm			25 ¼	COL/C	\$4,416
		Upholstery	Shipping			D	\$4,944
		COM Ydg	9	Ctn Wt	89	E	\$5,467
		COL Sq Ft	207	Cu Ft	46	F	\$6,022
						G	\$6,811
						H	\$7,651
						I	\$8,967

Description	① Model	Specifications				List Price Per Grade	
<div>Two Seat</div> <div></div>	OL7832U	Dimensions	D	W	H	COM	\$3,419
		Overall	29	53 ¼	34 ½	A	\$3,536
		Seat	20	21 ½	18 ¼	B	\$3,768
		Arm			24 ¾	COL/C	\$4,179
		Upholstery	Shipping			D	\$4,705
		COM Ydg	9	Ctn Wt	98	E	\$5,232
		COL Sq Ft	207	Cu Ft	46	F	\$5,787
						G	\$6,574
						H	\$7,417
						I	\$8,732
				J	\$10,309		
				L1	\$7,786		
				L2	\$8,888		

Two Seat with Clean Out



OL7832U-CO

· discrete clean out

Dimensions	D	W	H
Overall	29	53 ¼	34 ½
Seat	20	21 ½	18 ¼
Arm			24 ¾
Upholstery	Shipping		
COM Ydg	9	Ctn Wt	98
COL Sq Ft	207	Cu Ft	46

COM \$3,643

A \$3,767

B \$4,015

COL/C \$4,449

D \$5,008

E \$5,565

F \$6,171

G \$7,012

H \$7,911

I \$9,314

J \$10,997

L1 \$8,263

L2 \$9,437

To Order, Specify:

- ① Model Number
- ② Wood Species - Maple (M)
- ③ Wood Finish
- ④ Fabric Selection - vendor, pattern and color
- ⑤ Optional Casters - add \$120 list
- ⑥ Optional Tablet Arm - add \$670 list; indicate left (TBL) or right (TBR)



Tilt and Stow
Tablet Arm Illustration
10"d x 16"w Surface

- ⑦ Optional Rubber Cushion Nylon Glides - no upcharge

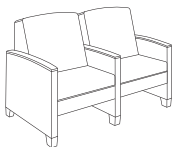
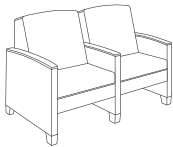

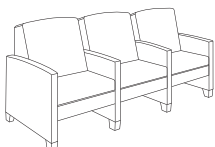
③ Wood Finish/Color Options:

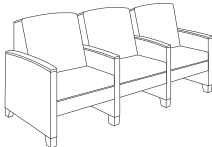
Maple		FLX	Flax
ALE	Ale Medium	HRV	Harvest
AUB	Auburn	LGC	Legacy
BRL	Barley	MCH	Mocha
BBM	Bourbon Medium	NTO	Night Owl
BRM	Brighton Medium	PRL	Praline
BUT	Butterscotch	SAF	Saffron
CIN	Cinnamon	SIE	Sienna
CLA	Classic	TOF	Toffee
CLL	Collectors	TRF	Truffle
EAR	Earthy	VEN	Venetian
ESP	Espresso		

Specifications

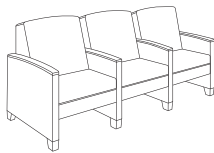
- 3 ½" tall solid maple leg.
- Seat has synthetic sheet webbing with cross strap reinforcement, 6" polyurethane foam and fixed cushion.
- Back has 3 ½" polyurethane foam.
- Arms have ½" polyurethane foam.
- Mortise and tenon construction with corner blocks, glue and screws.
- Wood caps are ¾" thick maple veneer.
- Standard with rubber cushion metal glides.

- ④ Visit www.jsifurniture.com/finishes-and-materials/textiles for our textiles program. See selection of standard and graded in manufacturers and patterns.

Description	① Model	Specifications				List Price Per Grade	
<div>Two Seat with Wood Cap Arm</div> 	OL7832W	Dimensions	D	W	H	COM	\$3,719
		Overall	29	53 ¼	34 ½	A	\$3,836
		Seat	20	21 ½	18 ¼	B	\$4,070
		Arm			25 ¼	COL/C	\$4,478
		Upholstery		Shipping		D	\$5,005
		COM Ydg	9	Ctn Wt	103	E	\$5,531
		COL Sq Ft	207	Cu Ft	46	F	\$6,087
						G	\$6,873
						H	\$7,715
						I	\$9,032
				J	\$10,608		
				L1	\$8,086		
				L2	\$9,189		
<div>Two Seat with Wood Cap Arm and Clean Out</div> 	OL7832W-CO · discrete clean out	Dimensions	D	W	H	COM	\$3,943
		Overall	29	53 ¼	34 ½	A	\$4,067
		Seat	20	21 ½	18 ¼	B	\$4,317
		Arm			25 ¼	COL/C	\$4,748
		Upholstery		Shipping		D	\$5,308
		COM Ydg	9	Ctn Wt	103	E	\$5,866
		COL Sq Ft	207	Cu Ft	46	F	\$6,471
						G	\$7,311
						H	\$8,209
						I	\$9,614
				J	\$11,297		
				L1	\$8,563		
				L2	\$9,736		
<div>Three Seat</div> 	OL7843U	Dimensions	D	W	H	COM	\$4,978
		Overall	29	78	34 ½	A	\$5,161
		Seat	20	21 ½	18 ¼	B	\$5,526
		Arm			24 ¾	COL/C	\$6,163
		Upholstery		Shipping		D	\$6,982
		COM Ydg	14	Ctn Wt	139	E	\$7,797
		COL Sq Ft	322	Cu Ft	64	F	\$8,661
						G	\$9,888
						H	\$11,196
						I	\$13,245
				J	\$15,697		
				L1	\$11,771		
				L2	\$13,487		
<div>Three Seat with Clean Out</div> 	OL7843U-CO · discrete clean out	Dimensions	D	W	H	COM	\$5,315
		Overall	29	78	34 ½	A	\$5,509
		Seat	20	21 ½	18 ¼	B	\$5,894
		Arm			24 ¾	COL/C	\$6,568
		Upholstery		Shipping		D	\$7,435
		COM Ydg	14	Ctn Wt	139	E	\$8,298
		COL Sq Ft	322	Cu Ft	64	F	\$9,236
						G	\$10,543
						H	\$11,937
						I	\$14,119
				J	\$16,729		
				L1	\$12,484		
				L2	\$14,308		

Description	① Model	Specifications				List Price Per Grade
<div>Three Seat with Wood Cap Arm</div> <div></div>	OL7843W	Dimensions	D	W	H	COM \$5,375
		Overall	29	78	34 ½	A \$5,558
		Seat	20	21 ½	18 ¼	B \$5,923
		Arm			25 ¼	COL/C \$6,560
		Upholstery	Shipping			D \$7,376
		COM Ydg	14	Ctn Wt	145	E \$8,195
		COL Sq Ft	322	Cu Ft	64	F \$9,060
						G \$10,285
						H \$11,595
						I \$13,640
				J \$16,096		
				L1 \$12,170		
				L2 \$13,885		

Three Seat with Wood Cap Arm and Clean Out



OL7843W-CO

· discrete clean out

Dimensions	D	W	H	COM	\$5,712
Overall	29	78	34 ½	A	\$5,904
Seat	20	21 ½	18 ¼	B	\$6,292
Arm			25 ¼	COL/C	\$6,966
Upholstery		Shipping		D	\$7,829
COM Ydg	14	Ctn Wt	145	E	\$8,696
COL Sq Ft	322	Cu Ft	64	F	\$9,635
				G	\$10,940
				H	\$12,336
				I	\$14,514
				J	\$17,128
				L1	\$12,882
				L2	\$14,706

To Order, Specify:

- ① Model Number
 ② Wood Species - Maple (M)
 ③ Wood Finish
 ④ Fabric Selection - vendor, pattern and color
 ⑤ Optional Casters - add \$120 list
 ⑥ Optional Tablet Arm - add \$670 list; indicate left (TBL) or right (TBR)



Tilt and Stow
 Tablet Arm Illustration
 10"d x 16"w Surface

- ⑦ Optional Rubber Cushion Nylon Glides - no upcharge

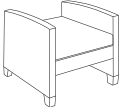
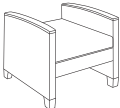
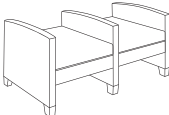
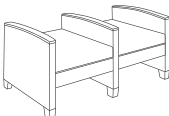
③ Wood Finish/Color Options:

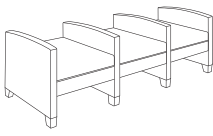
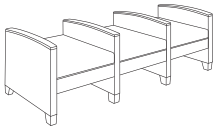
Maple		FLX	Flax
ALE	Ale Medium	HRV	Harvest
AUB	Auburn	LGC	Legacy
BRL	Barley	MCH	Mocha
BBM	Bourbon Medium	NTO	Night Owl
BRM	Brighton Medium	PRL	Praline
BUT	Butterscotch	SAF	Saffron
CIN	Cinnamon	SIE	Sienna
CLA	Classic	TOF	Toffee
CLL	Collectors	TRF	Truffle
EAR	Earthy	VEN	Venetian
ESP	Espresso		

Specifications

- 3 ½" tall solid maple leg.
- Seat has synthetic sheet webbing with cross strap reinforcement, 6" polyurethane foam and fixed cushion.
- Back has 3 ½" polyurethane foam.
- Arms have ½" polyurethane foam.
- Mortise and tenon construction with corner blocks, glue and screws.
- Wood caps are ¾" thick maple veneer.
- Standard with rubber cushion metal glides.

- ④ Visit www.jsifurniture.com/finishes-and-materials/textiles for our textiles program. See selection of standard and graded in manufacturers and patterns.

Description	① Model	Specifications				List Price Per Grade	
<div>Single Seat Bench</div> 	<div>OL7891U</div> <div>· optional casters, add \$120 list</div> <div>· optional tablet arm, add \$670 list; specify TBL-left or TBR-right as seated</div>	Dimensions	D	W	H	COM	\$1,153
		Overall	29	28 ¼	24 ¾	A	\$1,215
		Seat	29	21 ½	18 ¼	B	\$1,330
		Arm			24 ¾	COL/C	\$1,533
		Upholstery	Shipping			D	\$1,798
		COM Ydg	4 ½	Ctn Wt	50	E	\$2,061
		COL Sq Ft	104	Cu Ft	20	F	\$2,339
						G	\$2,730
						H	\$3,154
						I	\$3,810
				J	\$4,599		
				L1	\$3,337		
				L2	\$3,888		
<div>Single Seat Bench with Wood Cap Arm</div> 	<div>OL7891W</div> <div>· optional casters, add \$120 list</div> <div>· optional tablet arm, add \$670 list; specify TBL-left or TBR-right as seated</div>	Dimensions	D	W	H	COM	\$1,352
		Overall	29	28 ¼	25 ¼	A	\$1,409
		Seat	29	21 ½	18 ¼	B	\$1,526
		Arm			25 ¼	COL/C	\$1,733
		Upholstery	Shipping			D	\$1,995
		COM Ydg	4 ½	Ctn Wt	53	E	\$2,259
		COL Sq Ft	104	Cu Ft	20	F	\$2,536
						G	\$2,930
						H	\$3,351
						I	\$4,009
				J	\$4,797		
				L1	\$3,535		
				L2	\$4,088		
<div>Two Seat Bench</div> 	<div>OL7892U</div>	Dimensions	D	W	H	COM	\$1,967
		Overall	29	53	24 ¾	A	\$2,067
		Seat	29	21 ½	18 ¼	B	\$2,260
		Arm			24 ¾	COL/C	\$2,600
		Upholstery	Shipping			D	\$3,039
		COM Ydg	7 ½	Ctn Wt	80	E	\$3,477
		COL Sq Ft	173	Cu Ft	35	F	\$3,939
						G	\$4,596
						H	\$5,299
						I	\$6,395
				J	\$7,710		
				L1	\$5,605		
				L2	\$6,526		
<div>Two Seat Bench with Wood Cap Arm</div> 	<div>OL7892W</div>	Dimensions	D	W	H	COM	\$2,264
		Overall	29	53	25 ¼	A	\$2,365
		Seat	29	21 ½	18 ¼	B	\$2,558
		Arm			25 ¼	COL/C	\$2,900
		Upholstery	Shipping			D	\$3,337
		COM Ydg	7 ½	Ctn Wt	83	E	\$3,776
		COL Sq Ft	173	Cu Ft	35	F	\$4,237
						G	\$4,895
						H	\$5,598
						I	\$6,694
				J	\$8,008		
				L1	\$5,902		
				L2	\$6,825		

Description	1 Model	Specifications				List Price Per Grade	
Three Seat Bench 	OL7893U	Dimensions	D	W	H	COM	\$2,777
		Overall	29	77 ¾	24 ¾	A	\$2,914
		Seat	29	21 ½	18 ¼	B	\$3,186
		Arm			24 ¾	COL/C	\$3,665
		Upholstery	Shipping			D	\$4,279
		COM Ydg	10 ½	Ctn Wt	110	E	\$4,890
		COL Sq Ft	242	Cu Ft	50	F	\$5,540
						G	\$6,458
						H	\$7,441
						I	\$8,974
Three Seat Bench with Wood Cap Arm 	OL7893W	Dimensions	D	W	H	COM	\$3,177
		Overall	29	77 ¾	25 ¼	A	\$3,314
		Seat	29	21 ½	18 ¼	B	\$3,588
		Arm			25 ¼	COL/C	\$4,065
		Upholstery	Shipping			D	\$4,678
		COM Ydg	10 ½	Ctn Wt	113	E	\$5,291
		COL Sq Ft	242	Cu Ft	50	F	\$5,941
						G	\$6,860
						H	\$7,843
						I	\$9,376

To Order, Specify:

- Model Number
- Wood Species - Maple (M)
- Wood Finish
- Fabric Selection - vendor, pattern and color
- Optional Tablet Arm - add \$670 list; indicate left (TBL) or right (TBR)



Tilt and Stow
Tablet Arm Illustration
10"d x 16"w Surface

- Optional Rubber Cushion Nylon Glides - no upcharge

3 Wood Finish/Color Options:

Maple		FLX	Flax
ALE	Ale Medium	HRV	Harvest
AUB	Auburn	LGC	Legacy
BRL	Barley	MCH	Mocha
BBM	Bourbon Medium	NTO	Night Owl
BRM	Brighton Medium	PRL	Praline
BUT	Butterscotch	SAF	Saffron
CIN	Cinnamon	SIE	Sienna
CLA	Classic	TOF	Toffee
CLL	Collectors	TRF	Truffle
EAR	Earthy	VEN	Venetian
ESP	Espresso		

Specifications

- 3 ½" tall solid maple leg.
- Seat has synthetic sheet webbing with cross strap reinforcement, 6" polyurethane foam and fixed cushion.
- Back has 3 ½" polyurethane foam.
- Arms have ½" polyurethane foam.
- Mortise and tenon construction with corner blocks, glue and screws.
- Wood caps are ¾" thick maple veneer.
- Standard with rubber cushion metal glides.

- Visit www.jsifurniture.com/finishes-and-materials/textiles for our textiles program. See selection of standard and graded in manufacturers and patterns.

Description	D	W	H	CTN WT	CU FT	① Model	List Price
Modular End Table 20"	28	20	17	30	4	OL78E2	\$781



· specify metal finish color - Black Sandtex or Stardust Silver

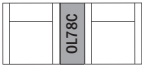


Front

Modular Linking Table 10"	28	10	17	18	4	OL78C	\$781
---------------------------	----	----	----	----	---	-------	-------



· specify metal finish color - Black Sandtex or Stardust Silver

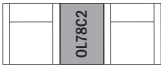


Front

Modular Linking Table 20"	28	20	17	27	4	OL78C2	\$781
---------------------------	----	----	----	----	---	--------	-------



· specify metal finish color - Black Sandtex or Stardust Silver

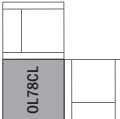


Front

Modular 90° Linking L Table 28"	28	28	17	38	6	OL78CL	\$781
---------------------------------	----	----	----	----	---	--------	-------



· specify metal finish color - Black Sandtex or Stardust Silver

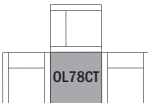


Top View

Modular 90° Linking T Table 28"	28	28	17	38	6	OL78CT	\$781
---------------------------------	----	----	----	----	---	--------	-------



· specify metal finish color - Black Sandtex or Stardust Silver

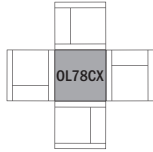


Top View

Description	D	W	H	CTN WT	CU FT	① Model	List Price
Modular 90° Linking X Table 28"	28	28	17	40	6	OL78CX	\$781



- specify metal finish color - Black Sandtex or Stardust Silver

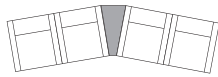


Top View

Modular 22.5° Linking Table	28	14 ¾	17	17	4	OL78C22	\$781
-----------------------------	----	------	----	----	---	---------	-------



- specify metal finish color -Black Sandtex or Stardust Silver
- overall width range is 4 - 14 ¾

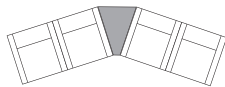


Front

Modular 30° Linking Table	28	18 ¼	17	18	4	OL78C30	\$781
---------------------------	----	------	----	----	---	---------	-------

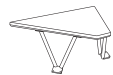


- specify metal finish color - Black Sandtex or Stardust Silver
- overall width range is 4 - 18 ¼

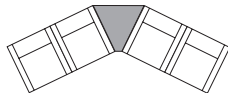


Front

Modular 45° Linking Table	28	25 ½	17	22	6	OL78C45	\$781
---------------------------	----	------	----	----	---	---------	-------



- specify metal finish color - Black Sandtex or Stardust Silver
- overall width range is 4 - 25 ½



Front

To Order, Specify:

- ① Model Number
- ② Wood Species - Maple (M)
- ③ Wood Finish
- ④ Metal Color - Black Sandtex (BSX) or Stardust Silver (STS)

③ Wood Finish/Color Options:

Maple			
ALE	Ale Medium	FLX	Flax
AUB	Auburn	HRV	Harvest
BRL	Barley	LGC	Legacy
BBM	Bourbon Medium	MCH	Mocha
BRM	Brighton Medium	NTD	Night Owl
BUT	Butterscotch	PRL	Praline
CIN	Cinnamon	SAF	Saffron
CLA	Classic	SIE	Sienna
CLL	Collectors	TOF	Toffee
EAR	Earthy	TRF	Truffle
ESP	Espresso	VEN	Venetian

Specifications

- 3 ½" tall solid maple leg.
- Table tops are 1" thick maple veneer.

Oxley Bench Order Check List:



Specify:

- ☐ 1. Model Number
- ☐ 2. Fabric Selection - vendor, pattern and color
- ☐ 3. Metal Frame Color - Arctic Silver (ASL), Matte Black (MBK), Pewter (PEW), Soft Nickel (SNK)

Example:

OX2178Q (model #)	MOMENTUM (fabric vendor)	BANGLE (pattern name)	CORK (pattern color)	ASL (metal frame color)
-----------------------------	------------------------------------	---------------------------------	--------------------------------	-----------------------------------

1. Model Number

2. Fabric Selection - Please supply the following:
Fabric vendor/Pattern name/Pattern color

JSI's full standard and graded in program is available on the standard "P" models.

[For a complete list of JSI Standard and Graded-In Textiles click here](#)

To ensure the best aesthetical and functional fit, a refined offering of upholsteries is being offered on the Quilted (Q) and Tufted (T) models. Leather NOT offered on Quilted (Q) models; contact Customer Service for availability

All COM orders must include the following:

- Vendor's name, pattern name and color
- Sample of the fabric attached to the order
- Model numbers of items for fabric application
- Special application instructions
- Customer and purchase order number

Ship prepaid COM material to:
JSI
Attn: COM Dept
201 East Martin Street
Receiving B, Dock 71
Orleans, IN 47452

All COM orders will ship at standard lead time from receipt of COM except for orders requiring special custom matched finishes.

3. Metal Frame Color - specify color:

ASL	Arctic Silver	PEW	Pewter
MBK	Matte Black	SNK	Soft Nickel

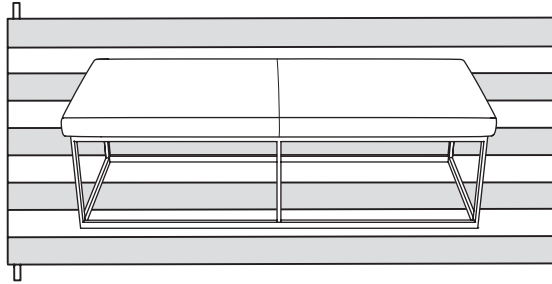
JSI's extended powdercoat program of bright colors is available, upon request, on Oxley. Contact Customer Service for a specific quote based on qty of units.

Upholstery Application

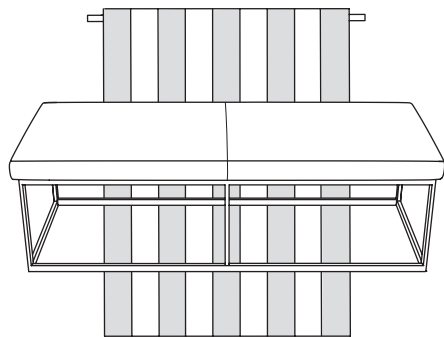
Fabric will be applied differently on the Oxley Benches dependent on style to best accommodate yardage use and aesthetics. Please see below graphics to help understand the different application methods. For **Plain (P)** models, the standard application will be “up the roll”, whereas for **Quilted (Q)** or **Tufted (T)** models, the standard application will be “railroaded”. Customers wanting fabric to be applied differently than stated above can be accommodated upon request. Additional seaming may be needed pending fabric width and textile repeat match, contact Customer Service with questions.

Leather not offered on Quilted (Q) models.

“Railroaded”




“Nap” or “Up the Roll”




Upholstery Detail Selection

Oxley offers three types of upholstery detail: Plain, Quilted, and Tufted.


Plain



Quilted



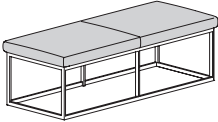
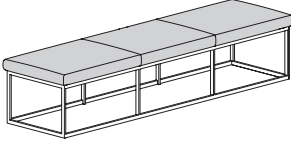
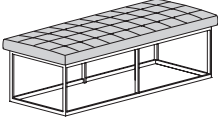
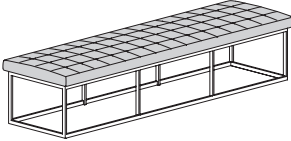
Tufted

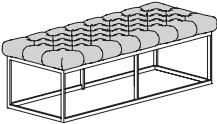


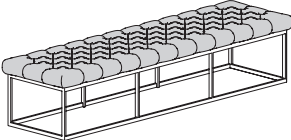
Metal Frame Construction

The frame is constructed of 1/2" x 1" rectangular fabricated steel. It is powdercoated with your choice of the following colors: Arctic Silver, Matte Black, Pewter, and Soft Nickel.



Description	① Model	Specifications	List Price Per Grade
Single Seat Bench 	OX2152P · upholstered seat · metal frame	Dimensions	COM \$1,918
		Overall 20 ¾ 52 ½ 17	A \$1,946
		Seat 20 ¾ 52 ½ 17	B \$2,000
		Upholstery	COL/C \$2,094
		Shipping	D \$2,216
		COM Ydg 2 ¼ Ctn Wt 47	E \$2,336
		COL Sq Ft 54 Cu Ft 14	F \$2,526
Double Seat Bench 	OX2178P · upholstered seat · metal frame	Dimensions	COM \$2,247
		Overall 20 ¾ 78 ½ 17	A \$2,286
		Seat 20 ¾ 78 ½ 17	B \$2,363
		Upholstery	COL/C \$2,500
		Shipping	D \$2,675
		COM Ydg 3 ¼ Ctn Wt 68	E \$2,852
		COL Sq Ft 78 Cu Ft 21	F \$3,124
Single Seat Quilted Bench 	OX2152Q · quilted seat · refined upholstery selection · metal frame · leather NOT available	Dimensions	COM \$2,098
		Overall 20 ¾ 52 ½ 17	A \$2,125
		Seat 20 ¾ 52 ½ 17	B \$2,180
		Upholstery	C \$2,273
		Shipping	D \$2,395
		COM Ydg 2 ¼ Ctn Wt 47	E \$2,516
			F \$2,707
Double Seat Quilted Bench 	OX2178Q · quilted seat · refined upholstery selection · metal frame · leather NOT available	Dimensions	COM \$2,498
		Overall 20 ¾ 78 ½ 17	A \$2,541
		Seat 20 ¾ 78 ½ 17	B \$2,625
		Upholstery	C \$2,772
		Shipping	D \$2,960
		COM Ydg 3 ½ Ctn Wt 68	E \$3,151
			F \$3,444
			G \$3,760
			H \$4,096
			I \$4,621
			J \$5,252

Description	① Model	Specifications				List Price Per Grade	
<div>Single Seat Tufted Bench</div> 	<div>OX2152T</div> <ul style="list-style-type: none">• fold tufted seat• refined upholstery selection• metal frame	Dimensions	D	W	H	COM	\$2,511
		Overall	21 ½	53 ¾	17 ¾	A	\$2,557
		Seat	21 ½	53 ¾	17 ¾	B	\$2,646
		Upholstery	Shipping			COL/C	\$2,804
		COM Ydg	3 ¾	Ctn Wt	47	D	\$3,006
		COL Sq Ft	98	Cu Ft	14	E	\$3,208
						F	\$3,524
						G	\$3,861
						H	\$4,221
						I	\$4,785
				J	\$5,460		
				L1	\$4,468		
				L2	\$5,010		

<div>Double Seat Tufted Bench</div> 	<div>OX2178T</div> <ul style="list-style-type: none">• fold tufted seat• refined upholstery selection• metal frame	Dimensions	D	W	H	COM	\$3,038
		Overall	21 ½	79 ¾	17 ¾	A	\$3,099
		Seat	21 ½	89 ¾	17 ¾	B	\$3,217
		Upholstery	Shipping			COL/C	\$3,431
		COM Ydg	5	Ctn Wt	68	D	\$3,699
		COL Sq Ft	130	Cu Ft	21	E	\$3,969
						F	\$4,390
						G	\$4,841
						H	\$5,321
						I	\$6,071
						J	\$6,972
						L1	\$5,651
						L2	\$6,372

To Order, Specify:

- ① Model Number
- ② Fabric Selection - vendor, pattern and color
- ③ Metal Frame Color:
- | | |
|-------------------|-----------------|
| ASL Arctic Silver | PEW Pewter |
| MBK Matte Black | SNK Soft Nickel |

- ② See a selection of graded in fabric manufacturers and patterns on pages 20-28. Contact Customer Service for requirements specific to Oxley,

Specifications

- Vented plywood seat board.
- Seat has high density high resilience polyurethane foam.
- Powdercoated fabricated steel frame.
- Standard with nylon glides.

Pillows Order Check List:



Specify:

- ☐ 1. Model Number
- ☐ 2. Fabric Selection - vendor, pattern and color
- ☐ 3. Optional Contrasting Welt or Button; add \$25 list
- ☐ 4. Optional Single Color Contrasting Welt and Button; add \$38 list

Example:

PW1414PW	MAHARAM	MESSENGER	PERIDOT
(model #)	(fabric vendor)	(pattern)	(color)

1. Model Number

2. Fabric Selection - JSI offers Maharam carded and graded in fabric on our pillows. All other fabrics will need to be ordered as COM. Please supply the following:
Pattern name Pattern color

[For a complete list of JSI Graded-In Maharam Fabric suggested for Pillows, click here](#)


- All COM orders must include the following:**
- Vendor's name, pattern name and color
 - Sample of the fabric attached to the order
 - Model numbers of items for fabric application
 - Special application instructions (e.g., all stripes will be applied front to back unless specified otherwise)
 - Customer and purchase order number


Ship prepaid COM material to:
JSI
Attn: COM Dept
201 East Martin Street
Receiving B, Dock 71
Orleans, IN 47452


All COM orders will ship at standard lead time from receipt of COM except for orders requiring special custom matched finishes.

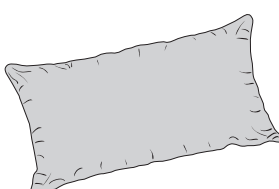
3. Optional Contrasting Welt or Button -
Maharam's Mode pattern is suggested. COM can also be selected. Please supply the following:
Fabric vendor Pattern name Pattern color

4. Optional Single Color Contrasting Welt and Button -
Maharam's Mode pattern is suggested. COM can also be selected. Please supply the following:
Fabric vendor Pattern name Pattern color

Description	1 Model	Specifications	List Price Per Grade
Pillow 	PW1414P • directional fabric is applied random and may not match from pillow to pillow	Dimensions	COM \$161
		Overall	C \$195
			D \$218
		Upholstery	E \$241
		COM Ydg	F \$277
			G \$314
			H \$355
			I \$418
			J \$495

Pillow 	PW1616P • directional fabric is applied random and may not match from pillow to pillow	Dimensions	COM \$197
		Overall	C \$247
			D \$282
		Upholstery	E \$316
		COM Ydg	F \$370
			G \$427
			H \$489
			I \$583
			J \$699

Pillow 	PW1818P • directional fabric is applied random and may not match from pillow to pillow	Dimensions	COM \$218
		Overall	C \$268
			D \$303
		Upholstery	E \$337
		COM Ydg	F \$391
			G \$448
			H \$510
			I \$604
			J \$720

Pillow 	PW1221P • directional fabric is applied random and may not match from pillow to pillow	Dimensions	COM \$198
		Overall	C \$231
			D \$256
		Upholstery	E \$279
		COM Ydg	F \$313
			G \$351
			H \$392
			I \$456
			J \$533

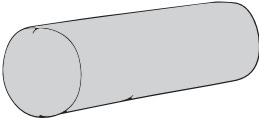
To Order, Specify:


- 1 Model Number
- 2 Maharam Fabric Selection - pattern and color
- 3 Optional Single Color Contrasting Welt and Button, specify and add \$38 list for contrasting Maharam Mode or COM.


- 2 [For a complete list of JSI Graded-In Maharam Fabric suggested for Pillows, click here](#)


Specifications

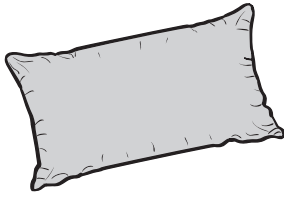
- Pillows have Dacron fiber filled insert.
- Bolster has high resilience polyurethane foam insert.
- Hidden zipper allows for easy cleanability.
- Directional and pattern fabrics are applied random and may not match from pillow to pillow.

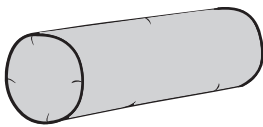
Description	① Model	Specifications	List Price Per Grade
Bolster 	PW0618B · directional fabric is applied random and may not match from pillow to pillow	Dimensions	COM \$215
		D 6 W 18 H 6	C \$264
		Upholstery	D \$300
		Shipping	E \$334
		COM Ydg ¾ Ctn Wt 3 ½	F \$388
		Cu Ft 2	G \$445
			H \$505
			I \$601
			J \$715

Pillow with Welt 	PW1414PW · directional fabric is applied random and may not match from pillow to pillow · optional contrasting welt add \$25 list for contrasting Maharam Mode or COM	Dimensions	COM \$216
		D 14 W 14 H 5	C \$266
		Upholstery	D \$301
		Shipping	E \$335
		COM Ydg ¾ Ctn Wt 3	F \$389
		Cu Ft 2	G \$446
			H \$506
			I \$602
			J \$717

Pillow with Welt 	PW1616PW · directional fabric is applied random and may not match from pillow to pillow · optional contrasting welt add \$25 list for contrasting Maharam Mode or COM	Dimensions	COM \$251
		D 16 W 16 H 5	C \$319
		Upholstery	D \$365
		Shipping	E \$411
		COM Ydg ¾ Ctn Wt 3	F \$481
		Cu Ft 2	G \$558
			H \$640
			I \$767
			J \$919

Pillow with Welt 	PW1818PW · directional fabric is applied random and may not match from pillow to pillow · optional contrasting welt add \$25 list for contrasting Maharam Mode or COM	Dimensions	COM \$273
		D 18 W 18 H 5	C \$341
		Upholstery	D \$387
		Shipping	E \$433
		COM Ydg 1 Ctn Wt 3	F \$503
		Cu Ft 2	G \$580
			H \$662
			I \$789
			J \$941

Description	① Model	Specifications				List Price Per Grade	
Pillow with Welt 	PW1221PW <ul style="list-style-type: none"> directional fabric is applied random and may not match from pillow to pillow optional contrasting welt add \$25 list for contrasting Maharam Mode or COM 	Dimensions	D	W	H	COM	\$252
		Overall	12	21	5	C	\$303
		Upholstery		Shipping		D	\$337
		COM Ydg	¾	Ctn Wt	3	E	\$372
				Cu Ft	2	F	\$426
						G	\$482
						H	\$544
						I	\$640
						J	\$754

Bolster with Welt 	PW0618BW <ul style="list-style-type: none"> directional fabric is applied random and may not match from pillow to pillow optional contrasting welt add \$25 list for contrasting Maharam Mode or COM 	Dimensions	D	W	H	COM	\$269
		Overall	6	18	6	C	\$336
		Upholstery		Shipping		D	\$382
		COM Ydg	1	Ctn Wt	3 ½	E	\$428
				Cu Ft	2	F	\$499
						G	\$576
						H	\$657
						I	\$785
						J	\$937

To Order, Specify:

- ① Model Number
- ② Maharam Fabric Selection - pattern and color
- ③ Optional Single Color Contrasting Welt and Button, specify and add \$38 list for contrasting Maharam Mode or COM.

- ② [For a complete list of JSI Graded-In Maharam Fabric suggested for Pillows, click here](#)

Specifications

- Pillows have Dacron fiber filled insert.
- Bolster has high resilience polyurethane foam insert.
- Hidden zipper allows for easy cleanability.
- Directional and pattern fabrics are applied random and may not match from pillow to pillow.

Portrait Order Check List:



- Specify:
- ☐ 1. Model Number
 - ☐ 2. Wood Species - Maple (M)
 - ☐ 3. Wood Finish
 - ☐ 4. Fabric Selection - vendor, pattern and color
 - ☐ 5. Button/Reverse Diamond Detail - add \$201 list
 - ☐ 6. Optional Conference Self-Return Swivel Mechanism - add \$147 list

Example:

P09012 (model #)	M (wood species)	AUB (finish)	MOMENTUM (fabric vendor)	VOX (pattern name)	MYSTIC (pattern color)
---------------------	---------------------	-----------------	-----------------------------	-----------------------	---------------------------

1. Model Number

2. Wood Species - Maple (M)

3. Wood Finish Options:

CAG Aged Ash Coordinate	CFO Fossil Coordinate
CAL Ale Light Coordinate	CGR Graphite Coordinate
ALM Ale Medium	HRV Harvest
AUB Auburn	CHL High Line Coordinate
BRL Barley	CKC Khaki Coordinate
CBE Blonde Echo Coordinate	LGC Legacy
CBO Bourbon Light Coordinate	MCH Mocha
BBM Bourbon Medium	NTO Night Owl
CBZ Brazilwood Coordinate	COA Oatmeal Cookie Coordinate
CBG Brighton Light Coordinate	CPI Pinnacle Walnut Coordinate
BRM Brighton Medium	PRL Praline
BUT Butterscotch	SAF Saffron
CIN Cinnamon	SIE Sienna
CLA Classic	CST Studio Teak Coordinate
CCF Coffee Coordinate	TOF Toffee
CLL Collectors	TRF Truffle
CCR Cremello Coordinate	VEN Venetian
EAR Earthy	CVI Vintage Coordinate
ESP Espresso	CWH Walnut Heights Coordinate
FLX Flax	CWE Weathered Ash Coordinate
CFL Florence Walnut Coordinate	

4. Fabric Selection - Please supply the following:

Fabric vendor/Pattern name/Pattern color

[For a complete list of JSI Standard and Graded-In Textiles click here](#)

When specifying contrasting upholstery, indicate clearly which upholstery is to be applied to the seat, back and arms. Use higher grade pricing.

- Indicate direction of fabric - Railroaded or Up the Roll
- Please provide illustration, if available

All COM orders must include the following:

- Vendor's name, pattern name and color
- Sample of the fabric attached to order
- Model numbers of items for fabric application
- Special application instructions (e.g., all stripes will be applied front to back unless specified otherwise)
- Customer and purchase order number

Ship prepaid COM

material to:

JSI

Attn: COM Dept


201 East Martin Street

Receiving B, Dock 71

Orleans, IN 47452

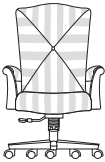
Application of fabric:

Railroaded Up the Roll



All COM orders will ship at standard lead time from receipt of COM except for orders requiring special custom matched finishes.


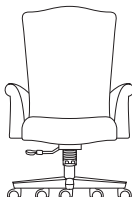
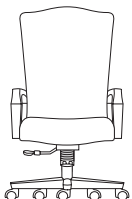
5. Button/Reverse Diamond Detail - add \$201 list.



Fabric direction on top and bottom sections run with the nap. Side sections run railroad.

EX: stripes run vertical on top and bottom sections and horizontal on side sections.

6. Optional Conference Self-Return Mechanism - add \$147 list. Conference self-return mechanisms have a fixed seat height

Description	① Model	Specifications	List Price Per Grade			
<div>Executive High Back</div> <div></div>	<div>P09012</div> <div><div>• scroll arm</div><div>• open wood arm with upholstered arm rest</div><div>• arm is carved and shaped maple with foam wrap upholstered arm rest</div><div>• seat height range is 17 ½ – 20 ¾</div><div>• arm height range is 25 ¼ – 28 ½</div><div>• back height range is 40 - 43 ¼</div></div>	<div>Dimensions</div> <div>D</div> <div>W</div> <div>H</div>	COM \$3,248			
		Overall	28 ½	28 ¾	43 ¼	A \$3,286
		Seat	17 ½	20 ¾	20 ¾	B \$3,365
		Arm			24 ½	COL/C \$3,503
		Upholstery		Shipping		D \$3,677
		COM Ydg	3	Ctn Wt	67	E \$3,851
		COL Sq Ft	54	Cu Ft	23	F \$4,036
						G \$4,300
						H \$4,579
						I \$5,019
				J \$5,546		
				L1 \$4,352		
				L2 \$4,633		
<div>Executive High Back</div> <div></div>	<div>P09013</div> <div><div>• scroll arm, fully upholstered</div><div>• arm interior is framed hardwood with foam wrap</div><div>• seat height range is 17 ½ – 20 ¾</div><div>• arm height range is 25 ¼ – 28 ½</div><div>• back height range is 40 - 43 ¼</div></div>	<div>Dimensions</div> <div>D</div> <div>W</div> <div>H</div>	COM \$3,237			
		Overall	28 ½	28 ¾	43 ¼	A \$3,287
		Seat	17 ½	20 ¼	20 ¾	B \$3,384
		Arm			24 ½	COL/C \$3,556
		Upholstery		Shipping		D \$3,775
		COM Ydg	3 ¾	Ctn Wt	67	E \$3,995
		COL Sq Ft	68	Cu Ft	23	F \$4,224
						G \$4,552
						H \$4,906
						I \$5,453
				J \$6,111		
				L1 \$4,618		
				L2 \$4,969		
<div>Executive High Back</div> <div></div>	<div>P09016</div> <div><div>• regency arm, open wood arm</div><div>• arm exterior is carved and shaped maple</div><div>• seat height range is 17 ½ – 20 ¾</div><div>• arm height range is 25 ¼ – 28 ½</div><div>• back height range is 40 - 43 ¼</div></div>	<div>Dimensions</div> <div>D</div> <div>W</div> <div>H</div>	COM \$2,972			
		Overall	28 ½	25 ¼	43 ¼	A \$3,012
		Seat	17 ½	20 ½	20 ¾	B \$3,090
		Arm			24 ½	COL/C \$3,226
		Upholstery		Shipping		D \$3,404
		COM Ydg	3	Ctn Wt	67	E \$3,577
		COL Sq Ft	54	Cu Ft	21	F \$3,762
						G \$4,026
						H \$4,305
						I \$4,745
				J \$5,270		
				L1 \$4,077		
				L2 \$4,360		

To Order, Specify:

- 1 Model Number
- 2 Wood Species - Maple (M)
- 3 Wood Finish
- 4 Fabric Selection - vendor, pattern and color
- 5 Button/Reverse Diamond Detail - add \$201 list
- 6 Optional Conference Self - Return Swivel Mechanism - add \$147 list

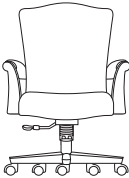
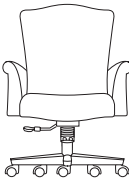
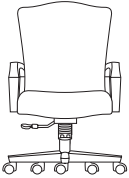
3 Wood Finish Options:

CAG	Aged Ash Coordinate	CFO	Fossil Coordinate
CAL	Ale Light Coordinate	CGR	Graphite Coordinate
ALM	Ale Medium	HRV	Harvest
AUB	Auburn	CHL	High Line Coordinate
BRL	Barley	CKC	Khaki Coordinate
CBE	Blonde Echo Coordinate	LGC	Legacy
CBO	Bourbon Light Coordinate	MCH	Mocha
BBM	Bourbon Medium	NTD	Night Owl
CBZ	Brazilwood Coordinate	COA	Oatmeal Cookie Coordinate
CBG	Brighton Light Coordinate	CPI	Pinnacle Walnut Coordinate
BRM	Brighton Medium	PRL	Praline
BUT	Butterscotch	SAF	Saffron
CIN	Cinnamon	SIE	Sienna
CLA	Classic	CST	Studio Teak Coordinate
CCF	Coffee Coordinate	TOF	Toffee
CLL	Collectors	TRF	Truffle
CCR	Cremello Coordinate	VEN	Venetian
EAR	Earthy	CVI	Vintage Coordinate
ESP	Espresso	CWH	Walnut Heights Coordinate
FLX	Flax	CWE	Weathered Ash Coordinate
CFL	Florence Walnut Coordinate		

- 4 Visit www.jsifurniture.com/finishes-and-materials/textiles for our textiles program. See selection of standard and graded in manufacturers and patterns.

Specifications

- Wood species - Maple.
- Seat has synthetic sheet webbing with high resiliency seat polyurethane foam and Dacron® wrap.
- Frame interior is hardwood joined with double dowels.
- Back has polypropylene webbing and polyurethane foam with Dacron® wrap.
- All backs have button/reverse diamond detail option.
- Adjustment is mid-pivot, mid-knee tilt with gas height adjustment.
- C706, wood base cap.
- C10, hooded black double wheel caster.
- Caster is hard tread.

Description	① Model	Specifications	List Price Per Grade
Management Mid Back 	P09022 · scroll arm · open wood arm with upholstered arm rest · arm is carved and shaped maple with foam wrap upholstered arm rest · seat height range is 17 ½ – 20 ¾ · arm height range is 21 – 24 ¼	Dimensions	COM \$3,130
		D	A \$3,168
		W	B \$3,240
		H	COL/C \$3,365
		Overall 28 ½ 28 ¾ 40 ¼	D \$3,526
		Seat 17 ½ 20 ¾ 20 ¾	E \$3,685
		Arm 24 ¼	F \$3,854
		Upholstery	G \$4,097
		Shipping	H \$4,353
		COM Ydg 2 ¾ Ctn Wt 59	I \$4,757
Management Mid Back 	P09023 · scroll arm, fully upholstered · arm interior is framed hardwood with foam wrap · seat height range is 17 ½ – 20 ¾ · arm height range is 21 – 24 ¼	Dimensions	COM \$3,102
		D	A \$3,140
		W	B \$3,222
		H	COL/C \$3,356
		Overall 28 ½ 28 ¾ 40 ¼	D \$3,534
		Seat 17 ½ 20 ¼ 20 ¾	E \$3,708
		Arm 24 ¼	F \$3,893
		Upholstery	G \$4,159
		Shipping	H \$4,435
		COM Ydg 3 Ctn Wt 59	I \$4,876
Management Mid Back 	P09026 · regency arm, open wood arm · arm exterior is carved and shaped maple · seat height range is 17 ½ – 20 ¾ · arm height range is 21 – 24 ¼	Dimensions	COM \$2,855
		D	A \$2,890
		W	B \$2,965
		H	COL/C \$3,088
		Overall 28 ½ 25 ¼ 40 ¼	D \$3,250
		Seat 17 ½ 20 ½ 20 ¾	E \$3,410
		Arm 24 ¼	F \$3,578
		Upholstery	G \$3,822
		Shipping	H \$4,077
		COM Ydg 2 ¾ Ctn Wt 59	I \$4,478
		COL Sq Ft 50 Cu Ft 21	J \$4,960
			L1 \$3,870
			L2 \$4,125

To Order, Specify:

- ① Model Number
- ② Wood Species - Maple (M)
- ③ Wood Finish
- ④ Fabric Selection - vendor, pattern and color
- ⑤ Button/Reverse Diamond Detail - add \$201 list
- ⑥ Optional Conference Self - Return Swivel Mechanism - add \$147 list

③ Wood Finish Options:

CAG	Aged Ash Coordinate	CFO	Fossil Coordinate
CAL	Ale Light Coordinate	CGR	Graphite Coordinate
ALM	Ale Medium	HRV	Harvest
AUB	Auburn	CHL	High Line Coordinate
BRL	Barley	CKC	Khaki Coordinate
CBE	Blonde Echo Coordinate	LGC	Legacy
CBO	Bourbon Light Coordinate	MCH	Mocha
BBM	Bourbon Medium	NTD	Night Owl
CBZ	Brazilwood Coordinate	COA	Oatmeal Cookie Coordinate
CBG	Brighton Light Coordinate	CPI	Pinnacle Walnut Coordinate
BRM	Brighton Medium	PRL	Praline
BUT	Butterscotch	SAF	Saffron
CIN	Cinnamon	SIE	Sienna
CLA	Classic	CST	Studio Teak Coordinate
CCF	Coffee Coordinate	TOF	Toffee
CLL	Collectors	TRF	Truffle
CCR	Cremello Coordinate	VEN	Venetian
EAR	Earthy	CVI	Vintage Coordinate
ESP	Espresso	CWH	Walnut Heights Coordinate
FLX	Flax	CWE	Weathered Ash Coordinate
CFL	Florence Walnut Coordinate		

- ④ Visit www.jsifurniture.com/finishes-and-materials/textiles for our textiles program. See selection of standard

and graded in manufacturers and patterns.

Specifications

- Wood species - Maple.
- Seat has synthetic sheet webbing with high resiliency seat polyurethane foam and Dacron® wrap.
- Frame interior is hardwood joined with double dowels.
- Back has polypropylene webbing and polyurethane foam with Dacron® wrap.
- All backs have button/reverse diamond detail option.
- Adjustment is mid-pivot, mid-knee tilt with gas height adjustment.
- C706, wood base cap.
- C10, hooded black double wheel caster.
- Caster is hard tread.

Portrait Order Check List:



Specify:

- ☐ 1. Model Number
- ☐ 2. Wood Species - Maple (M)
- ☐ 3. Wood Finish
- ☐ 4. Fabric Selection - vendor, pattern and color
- ☐ 5. Button/Reverse Diamond Detail - add \$201 list

Example:

P09030 (model #)	M (wood species)	AUB (finish)	MOMENTUM (fabric vendor)	VOX (pattern name)	MYSTIC (pattern color)
----------------------------	----------------------------	------------------------	------------------------------------	------------------------------	----------------------------------

1. Model Number

2. Wood Species - Maple (M)

3. Wood Finish Options:

CAG Aged Ash Coordinate	CFO Fossil Coordinate
CAL Ale Light Coordinate	CGR Graphite Coordinate
ALM Ale Medium	HRV Harvest
AUB Auburn	CHL High Line Coordinate
BRL Barley	CKC Khaki Coordinate
CBE Blonde Echo Coordinate	LGC Legacy
CBO Bourbon Light Coordinate	MCH Mocha
BBM Bourbon Medium	NTO Night Owl
CBZ Brazilwood Coordinate	COA Oatmeal Cookie Coordinate
CBG Brighton Light Coordinate	CPI Pinnacle Walnut Coordinate
BRM Brighton Medium	PRL Praline
BUT Butterscotch	SAF Saffron
CIN Cinnamon	SIE Sienna
CLA Classic	CST Studio Teak Coordinate
CCF Coffee Coordinate	TOF Toffee
CLL Collectors	TRF Truffle
CCR Cremello Coordinate	VEN Venetian
EAR Earthy	CVI Vintage Coordinate
ESP Espresso	CWH Walnut Heights Coordinate
FLX Flax	CWE Weathered Ash Coordinate
CFL Florence Walnut Coordinate	

4. Fabric Selection - Please supply the following:

Fabric vendor/Pattern name/Pattern color

[For a complete list of JSI Standard and Graded-In Textiles click here](#)

When specifying contrasting upholstery, indicate clearly which upholstery is to be applied to the seat and back. Use higher grade pricing.

- Indicate direction of fabric - Railroaded or Up the Roll
- Please provide illustration, if available

All COM orders must include the following:

- Vendor's name, pattern name and color
- Sample of the fabric attached to order
- Model numbers of items for fabric application
- Special application instructions (e.g., all stripes will be applied front to back unless specified otherwise)
- Customer and purchase order number

Ship prepaid COM

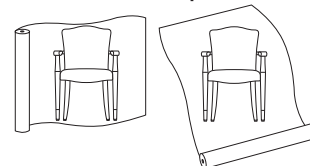
material to:

JSI
Attn: COM Dept
201 East Martin Street
Receiving B, Dock 71
Orleans, IN 47452

Application of fabric:

Railroaded

Up the Roll



All COM orders will ship at standard lead time from receipt of COM except for orders requiring special custom matched finishes.

5. Button/Reverse Diamond Detail - add \$201 list. Fabric direction on top and bottom sections run with the nap. Side sections run railroad. Ex: stripes run vertical on top and bottom sections and horizontal on side sections.



PORTRAIT

- Wood species - Maple.
- Seat has synthetic sheet webbing with high resiliency seat polyurethane foam and Dacron® wrap.
- Back has polypropylene webbing and polyurethane foam with Dacron® wrap.
- Hardwood interior is hardwood joined with dowels.

PO6 **PORTRAIT**

Portrait Lounge Order Check List:



Specify:

- ☐ 1. Model Number
- ☐ 2. Wood Species - Maple (M)
- ☐ 3. Wood Finish
- ☐ 4. Fabric Selection - vendor, pattern and color
- ☐ 5. Button/Reverse Diamond Detail - Add \$201 list for single seat unit, \$259 list for two seat unit and \$426 list for three seat unit

Example:

P09060 (model #)	M (wood species)	AUB (finish)	MOMENTUM (fabric vendor)	VOX (pattern name)	MYSTIC (pattern color)
----------------------------	----------------------------	------------------------	------------------------------------	------------------------------	----------------------------------

1. Model Number

2. Wood Species - Maple (M)

3. Wood Finish Options:

CAG Aged Ash Coordinate	CFO Fossil Coordinate
CAL Ale Light Coordinate	CGR Graphite Coordinate
ALM Ale Medium	HRV Harvest
AUB Auburn	CHL High Line Coordinate
BRL Barley	CKC Khaki Coordinate
CBE Blonde Echo Coordinate	LGC Legacy
CBO Bourbon Light Coordinate	MCH Mocha
BBM Bourbon Medium	NTO Night Owl
CBZ Brazilwood Coordinate	COA Oatmeal Cookie Coordinate
CBG Brighton Light Coordinate	CPI Pinnacle Walnut Coordinate
BRM Brighton Medium	PRL Praline
BUT Butterscotch	SAF Saffron
CIN Cinnamon	SIE Sienna
CLA Classic	CST Studio Teak Coordinate
CCF Coffee Coordinate	TOF Toffee
CLL Collectors	TRF Truffle
CCR Cremello Coordinate	VEN Venetian
EAR Earthy	CVI Vintage Coordinate
ESP Espresso	CWH Walnut Heights Coordinate
FLX Flax	CWE Weathered Ash Coordinate
CFL Florence Walnut Coordinate	

4. Fabric Selection - Please supply the following:

Fabric vendor/Pattern name/Pattern color

[For a complete list of JSI Standard and Graded-In Textiles click here](#)

When specifying contrasting upholstery, indicate clearly which upholstery is to be applied to the seat, back and arms. Use higher grade pricing.

- Indicate direction of fabric - Railroaded or Up the Roll
- Please provide illustration, if available

All COM orders must include the following:

- Vendor's name, pattern name and color
- Sample of the fabric attached to order
- Model numbers of items for fabric application
- Special application instructions (e.g., all stripes will be applied front to back unless specified otherwise)
- Customer and purchase order number

Ship prepaid COM

material to:

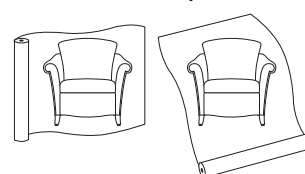
JSI

Attn: COM Dept
201 East Martin Street
Receiving B, Dock 71
Orleans, IN 47452

Application of fabric:

Railroaded




Up the Roll


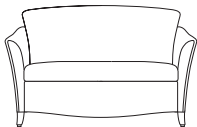
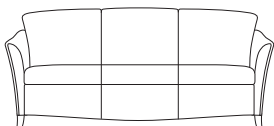


All COM orders will ship at standard lead time from receipt of COM except for orders requiring special custom matched finishes.

- #### 5. Button/Reverse Diamond Detail - add \$201 list for single seat unit, \$259 list for two seat unit and \$426 list for three seat unit. Fabric direction on top and bottom sections run with the nap. Side sections run railroad. Ex: stripes run vertical on top and bottom sections and horizontal on side sections.



Description	Model	Specifications				List Price Per Grade	
Single Seat 	P09060 · scroll arms	Dimensions	D	W	H	COM	\$3,420
		Overall	31 ½	33 ½	35 ½	A	\$3,512
		Seat	19 ½	23	19 ½	B	\$3,695
		Arm			24 ½	COL/C	\$4,011
		Upholstery	Shipping			D	\$4,421
		COM Ydg	6 ½	Ctn Wt	61	E	\$4,830
		COL Sq Ft	130	Cu Ft	25	F	\$5,262
						G	\$5,874
						H	\$6,528
						I	\$7,553
Two Seat 	P09070 · scroll arms	Dimensions	D	W	H	COM	\$4,761
		Overall	31 ½	55	35	A	\$4,878
		Seat	19 ½	43	19 ½	B	\$5,112
		Arm			24 ½	COL/C	\$5,521
		Upholstery	Shipping			D	\$6,047
		COM Ydg	8	Ctn Wt	120	E	\$6,572
		COL Sq Ft	160	Cu Ft	40	F	\$7,127
						G	\$7,917
						H	\$8,759
						I	\$10,073
Three Seat 	P09080 · scroll arms	Dimensions	D	W	H	COM	\$5,942
		Overall	31 ½	76 ¾	35 ½	A	\$6,099
		Seat	19 ½	64 ¾	19 ½	B	\$6,411
		Arm			24 ½	COL/C	\$6,954
		Upholstery	Shipping			D	\$7,656
		COM Ydg	10 ½	Ctn Wt	140	E	\$8,359
		COL Sq Ft	210	Cu Ft	56	F	\$9,098
						G	\$10,151
						H	\$11,272
						I	\$13,026

Description	① Model	Specifications	List Price Per Grade
Single Seat 	P09065 • regency arms	Dimensions	COM \$3,420
		Overall	A \$3,512
		Seat	B \$3,695
		Arm	COL/C \$4,011
		Upholstery	D \$4,421
		Shipping	E \$4,830
		COM Ydg	F \$5,262
		COL Sq Ft	G \$5,874
			H \$6,528
			I \$7,553
Two Seat 	P09075 • regency arms	Dimensions	COM \$4,537
		Overall	A \$4,656
		Seat	B \$4,888
		Arm	COL/C \$5,298
		Upholstery	D \$5,824
		Shipping	E \$6,350
		COM Ydg	F \$6,905
		COL Sq Ft	G \$7,692
			H \$8,534
			I \$9,850
Three Seat 	P09085 • regency arms	Dimensions	COM \$5,704
		Overall	A \$5,861
		Seat	B \$6,171
		Arm	COL/C \$6,716
		Upholstery	D \$7,419
		Shipping	E \$8,120
		COM Ydg	F \$8,860
		COL Sq Ft	G \$9,913
			H \$11,036
			I \$12,787

To Order, Specify:

- ① Model Number
- ② Wood Species - Maple (M)
- ③ Wood Finish
- ④ Fabric Selection - vendor, pattern and color
- ⑤ Button/Reverse Diamond Detail - add \$201 list for single seat unit, \$259 list for two seat unit and \$426 list for three seat unit.

③ Wood Finish Options:

CAG	Aged Ash Coordinate	CFO	Fossil Coordinate
CAL	Ale Light Coordinate	CGR	Graphite Coordinate
ALM	Ale Medium	HRV	Harvest
AUB	Auburn	CHL	High Line Coordinate
BRL	Barley	CKC	Khaki Coordinate
CBE	Blonde Echo Coordinate	LGC	Legacy
CBO	Bourbon Light Coordinate	MCH	Mocha
BBM	Bourbon Medium	NTD	Night Owl
CBZ	Brazilwood Coordinate	COA	Oatmeal Cookie Coordinate
CBG	Brighton Light Coordinate	CPI	Pinnacle Walnut Coordinate
BRM	Brighton Medium	PRL	Praline
BUT	Butterscotch	SAF	Saffron
CIN	Cinnamon	SIE	Sienna
CLA	Classic	CST	Studio Teak Coordinate
CCF	Coffee Coordinate	TOF	Toffee
CLL	Collectors	TRF	Truffle
CCR	Cremello Coordinate	VEN	Venetian
EAR	Earthy	CVI	Vintage Coordinate
ESP	Espresso	CWH	Walnut Heights Coordinate
FLX	Flax	CWE	Weathered Ash Coordinate
CFL	Florence Walnut Coordinate		

- ④ Visit www.jsifurniture.com/finishes-and-materials/textiles for our textiles program. See selection of standard and graded in manufacturers and patterns.

Specifications

- Leg wood species - Maple.
- Fully upholstered.
- Seat has synthetic sheet webbing with high resiliency seat polyurethane foam and Dacron® wrap.
- Frame interior is hardwood joined with double dowels reinforced with wood screws.
- Back has polypropylene webbing and polyurethane foam with Dacron® wrap.
- Arm is foam wrap with Dacron.

Protocol Order Check List:



Specify:

- ☐ 1. Model Number
- ☐ 2. Wood Species - Maple (M)
- ☐ 3. Arm Wood Cap/Crown Finish
- ☐ 4. Fabric Selection - vendor, pattern and color
- ☐ 5. Optional Aluminum Base (A) - add \$108 list, or Optional Wood Base (W) - add \$108 list
- ☐ 6. Optional Premium Polished Trim Grey Dual Wheel Soft Urethane Caster - add \$357 list
- ☐ 7. Optional Mid-Pivot Mechanism Upgrade - add \$138 list (swivel tilt models only)
- ☐ 8. Optional Seat Depth Slide - add \$42 (synchro tilt models only)
- ☐ 9. Optional Conference Preset Height Cylinder - add \$30 list (swivel tilt chair models only)
- ☐ 10. Optional T Arm Wood Cap - add \$47 list (adjustable T arm models only)
- ☐ 11. Optional Aluminum Cantilever Arm - Black Cap - add \$123 list, Grey Cap - add \$153 list (cantilever arm models only)

Example:

PT5600 (model #)	M (wood species)	AUB (finish) arm wood cap/crown	MOMENTUM (fabric vendor)	VOX (pattern name)	MYSTIC (pattern color)
---------------------	---------------------	---------------------------------------	-----------------------------	-----------------------	---------------------------

1. Model Number			
2. Wood Species - Maple (M)			
3. Arm Wood Cap/Crown Finish Options			
CAG	Aged Ash Coordinate	CFO	Fossil Coordinate
CAL	Ale Light Coordinate	CGR	Graphite Coordinate
ALM	Ale Medium	HRV	Harvest
AUB	Auburn	CHL	High Line Coordinate
BRL	Barley	CKC	Khaki Coordinate
CBE	Blonde Echo Coordinate	LGC	Legacy
CBO	Bourbon Light Coordinate	MCH	Mocha
BBM	Bourbon Medium	NTO	Night Owl
CBZ	Brazilwood Coordinate	COA	Oatmeal Cookie Coordinate
CBG	Brighton Light Coordinate	CPI	Pinnacle Walnut Coordinate
BRM	Brighton Medium	PRL	Praline
BUT	Butterscotch	SAF	Saffron
CIN	Cinnamon	SIE	Sienna
CLA	Classic	CST	Studio Teak Coordinate
CCF	Coffee Coordinate	TOF	Toffee
CLL	Collectors	TRF	Truffle
CCR	Cremello Coordinate	VEN	Venetian
EAR	Earthy	CVI	Vintage Coordinate
ESP	Espresso	CWH	Walnut Heights Coordinate
FLX	Flax	CWE	Weathered Ash Coordinate
CFL	Florence Walnut Coordinate		

4. Fabric Selection - Please supply the following:
Fabric vendor/Pattern name/Pattern color

[For a complete list of JSI Standard and Graded-In Textiles click here](#)

When specifying contrasting upholstery, indicate clearly which upholstery is to be applied to the seat, back and arms. Use higher grade pricing.

- Indicate direction of fabric - Railroaded or Up the Roll
- Please provide illustration, if available

All COM orders must include the following:

- Vendor's name, pattern name and color
- Sample of the fabric attached to order
- Model numbers of items for fabric application
- Special application instructions (e.g., all stripes will be applied front to back unless specified otherwise)
- Customer and purchase order number

Ship prepaid COM material to:

JSI

Attn: COM Dept



201 East Martin Street

Receiving B, Dock 71

Orleans, IN 47452

Application of fabric:

Railroaded Up the Roll



All COM orders will ship at standard lead time from receipt of COM except for orders requiring special custom matched finishes.

5. Optional Aluminum Base (A) or Wood Base (W) - add \$108 list



6. Optional Premium Polished Trim Grey Dual Wheel Soft Urethane Caster - add \$357 list.



7. Optional Mid-Pivot Mechanism Upgrade - add \$138 list (swivel tilt models only)

8. Optional Seat Depth Slide - add \$42 list (synchro models only)

9. Optional Conference Preset Height Cylinder - add \$30 list (swivel tilt chair models only)









10. Optional T Arm Wood Cap - add \$47 list (adjustable T arm models only)



11. Optional Aluminum Cantilever Arm - Black Cap - add \$123 list, or Grey Cap - add \$153 list (cantilever arm models only)



Description	1 Model	Specifications	List Price Per Grade																												
Management Mid Back 	PT5600 <ul style="list-style-type: none"> swivel tilt/fixed back armless polyurethane base overall height range is 41 ½ - 47 seat height range is 17 ½ - 22 ½ 	<table> <tr> <th>Dimensions</th><th>D</th><th>W</th><th>H</th></tr> <tr> <td>Overall</td><td>26</td><td>26</td><td>47</td></tr> <tr> <td>Seat</td><td>19 ¼</td><td>19 ¼</td><td>22 ½</td></tr> <tr> <th>Upholstery</th><th colspan="3">Shipping</th></tr> <tr> <td>COM Ydg</td><td>2 ¼</td><td>Ctn Wt</td><td>58</td></tr> <tr> <td>COL Sq Ft</td><td>41</td><td>Cu Ft</td><td>18</td></tr> </table>	Dimensions	D	W	H	Overall	26	26	47	Seat	19 ¼	19 ¼	22 ½	Upholstery	Shipping			COM Ydg	2 ¼	Ctn Wt	58	COL Sq Ft	41	Cu Ft	18	COM \$1,593 A \$1,619 B \$1,669 COL/C \$1,762 D \$1,874 E \$1,991 F \$2,115 G \$2,287 H \$2,473 I \$2,759 J \$3,108 L1 \$2,320 L2 \$2,506				
Dimensions	D	W	H																												
Overall	26	26	47																												
Seat	19 ¼	19 ¼	22 ½																												
Upholstery	Shipping																														
COM Ydg	2 ¼	Ctn Wt	58																												
COL Sq Ft	41	Cu Ft	18																												
Mid Back 	PT5600L <ul style="list-style-type: none"> swivel tilt/fixed back black urethane loop arms black polyurethane base overall height range is 41 ½ - 47 seat height range is 17 ½ - 22 ½ arm height range is 26 ½ - 31 ⅞ 	<table> <tr> <th>Dimensions</th><th>D</th><th>W</th><th>H</th></tr> <tr> <td>Overall</td><td>26</td><td>26</td><td>47</td></tr> <tr> <td>Seat</td><td>19 ¼</td><td>19 ¼</td><td>22 ½</td></tr> <tr> <td>Arm</td><td></td><td></td><td>31 ⅞</td></tr> <tr> <th>Upholstery</th><th colspan="3">Shipping</th></tr> <tr> <td>COM Ydg</td><td>2 ¼</td><td>Ctn Wt</td><td>64</td></tr> <tr> <td>COL Sq Ft</td><td>41</td><td>Cu Ft</td><td>18</td></tr> </table>	Dimensions	D	W	H	Overall	26	26	47	Seat	19 ¼	19 ¼	22 ½	Arm			31 ⅞	Upholstery	Shipping			COM Ydg	2 ¼	Ctn Wt	64	COL Sq Ft	41	Cu Ft	18	COM \$1,772 A \$1,800 B \$1,850 COL/C \$1,941 D \$2,055 E \$2,171 F \$2,294 G \$2,466 H \$2,651 I \$2,942 J \$3,290 L1 \$2,501 L2 \$2,686
Dimensions	D	W	H																												
Overall	26	26	47																												
Seat	19 ¼	19 ¼	22 ½																												
Arm			31 ⅞																												
Upholstery	Shipping																														
COM Ydg	2 ¼	Ctn Wt	64																												
COL Sq Ft	41	Cu Ft	18																												
Mid Back 	PT5600S <ul style="list-style-type: none"> swivel tilt/fixed back adjustable black urethane T arm arm post matches base color black polyurethane base overall height range is 41 ½ - 47 seat height range is 17 ½ - 22 ½ arm height range is 25 ½ - 31 <p>Excluded from GSA Contract</p>	<table> <tr> <th>Dimensions</th><th>D</th><th>W</th><th>H</th></tr> <tr> <td>Overall</td><td>26</td><td>26</td><td>47</td></tr> <tr> <td>Seat</td><td>19 ¼</td><td>19 ¼</td><td>22 ½</td></tr> <tr> <td>Arm</td><td></td><td></td><td>31</td></tr> <tr> <th>Upholstery</th><th colspan="3">Shipping</th></tr> <tr> <td>COM Ydg</td><td>2 ¼</td><td>Ctn Wt</td><td>65</td></tr> <tr> <td>COL Sq Ft</td><td>41</td><td>Cu Ft</td><td>18</td></tr> </table>	Dimensions	D	W	H	Overall	26	26	47	Seat	19 ¼	19 ¼	22 ½	Arm			31	Upholstery	Shipping			COM Ydg	2 ¼	Ctn Wt	65	COL Sq Ft	41	Cu Ft	18	COM \$1,868 A \$1,894 B \$1,946 COL/C \$2,036 D \$2,149 E \$2,266 F \$2,390 G \$2,562 H \$2,747 I \$3,037 J \$3,383 L1 \$2,597 L2 \$2,781
Dimensions	D	W	H																												
Overall	26	26	47																												
Seat	19 ¼	19 ¼	22 ½																												
Arm			31																												
Upholstery	Shipping																														
COM Ydg	2 ¼	Ctn Wt	65																												
COL Sq Ft	41	Cu Ft	18																												
Management Mid Back 	PT5600T <ul style="list-style-type: none"> swivel tilt/fixed back adjustable urethane T arm polyurethane base arm post matches base color overall height range is 41 ½ - 47 seat height range is 17 ½ - 22 ½ arm height range is 25 ½ - 31 <p>Excluded from GSA Contract</p>	<table> <tr> <th>Dimensions</th><th>D</th><th>W</th><th>H</th></tr> <tr> <td>Overall</td><td>26</td><td>26</td><td>47</td></tr> <tr> <td>Seat</td><td>19 ¼</td><td>19 ¼</td><td>22 ½</td></tr> <tr> <td>Arm</td><td></td><td></td><td>31</td></tr> <tr> <th>Upholstery</th><th colspan="3">Shipping</th></tr> <tr> <td>COM Ydg</td><td>2 ¼</td><td>Ctn Wt</td><td>65</td></tr> <tr> <td>COL Sq Ft</td><td>41</td><td>Cu Ft</td><td>18</td></tr> </table>	Dimensions	D	W	H	Overall	26	26	47	Seat	19 ¼	19 ¼	22 ½	Arm			31	Upholstery	Shipping			COM Ydg	2 ¼	Ctn Wt	65	COL Sq Ft	41	Cu Ft	18	COM \$1,868 A \$1,894 B \$1,946 COL/C \$2,036 D \$2,149 E \$2,266 F \$2,390 G \$2,562 H \$2,747 I \$3,037 J \$3,383 L1 \$2,597 L2 \$2,781
Dimensions	D	W	H																												
Overall	26	26	47																												
Seat	19 ¼	19 ¼	22 ½																												
Arm			31																												
Upholstery	Shipping																														
COM Ydg	2 ¼	Ctn Wt	65																												
COL Sq Ft	41	Cu Ft	18																												

Description	1 Model	Specifications				List Price Per Grade	
Mid Back 	PT5600C • swivel tilt/fixed back • black urethane cantilever arm • black polyurethane base • overall height range is 41 ½ - 47 • seat height range is 17 ½ - 22 ½ • arm height range is 26 ½ - 31 ¾	Dimensions	D	W	H	COM	\$1,815
		Overall	26	26	47	A	\$1,843
		Seat	19 ¼	19 ¼	22 ½	B	\$1,894
		Arm			31 ¾	COL/C	\$1,984
		Upholstery	Shipping			D	\$2,098
		COM Ydg	2 ¼	Ctn Wt	64	E	\$2,214
		COL Sq Ft	41	Cu Ft	18	F	\$2,339
						G	\$2,511
						H	\$2,695
						I	\$2,985
Management Mid Back 	PT5600U • swivel tilt/fixed back • fixed height upholstered arm • polyurethane base • overall height range is 41 ½ - 47 • seat height range is 17 ½ - 22 ½ • arm height range is 27 - 32 ½	Dimensions	D	W	H	COM	\$1,896
		Overall	26	26	47	A	\$1,931
		Seat	19 ¼	19 ¼	22 ½	B	\$2,003
		Arm			32 ½	COL/C	\$2,128
		Upholstery	Shipping			D	\$2,289
		COM Ydg	3 ⅞	Ctn Wt	64	E	\$2,451
		COL Sq Ft	57	Cu Ft	18	F	\$2,619
						G	\$2,861
						H	\$3,119
						I	\$3,520

To Order, Specify:





- 1 Model Number
- 2 Wood Species - Maple (M)
- 3 Arm Wood Cap Finish
- 4 Fabric Selection - vendor, pattern and color
- 5 Optional Aluminum (A) or Wood Base (W)- add \$108 list
- 6 Optional Premium Polished Trim Grey Dual Wheel Soft Urethane Casters - add \$357
- 7 Optional Mid-Pivot Mechanism Upgrade - add \$138 list (swivel tilt models only)
- 8 Optional Seat Depth Slide - add \$42 list (synchro tilt models only)
- 9 Optional Conference Preset Height Cylinder - add \$30 list (swivel tilt chair models only)
- 10 Optional T Arm Wood Cap - add \$47 list (adjustable T arm models only)
 Optional Aluminum Cantilever Arm - Black Cap - add \$123 list,
 Grey Cap - add \$153 list
 (cantilever arm models only)

Specifications

- Wood species - Maple.
- Two piece molded plywood seat and back.
- Seat has 3 ½" high density polyurethane foam.
- Back has 2" to 1" tapered high density polyurethane foam with ¼" overlay.
- Swivel tilt models are standard with tilt, lock, pneumatic lift, tension adjustment.
- Synchro models are standard with synchronized independent seat and back recline, lock pneumatic lift, tensions adjustment, 6 positions, 2 ½" back height adjustment.
- Polyurethane base, glass reinforced nylon/5 prong/grip ring caster insertion.
- All models standard with 60 mm dual wheel non-hooded black nylon plastic casters.



When ordering Quickship products, place a "Q" in front of model number.
 Example: QPT5600U

NOW!
Need it.
 JSI Quickship

Description	1 Model	Specifications	List Price Per Grade
Management Mid Back 	PT5650 <ul style="list-style-type: none"> · solid maple crown · swivel tilt/fixed back · armless · polyurethane base · overall height range is 41 ½ - 47 · seat height range is 17 ½ - 22 ½ 	Dimensions	COM \$1,776
		Overall 26 26 47	A \$1,803
		Seat 19 ¼ 19 ¼ 22 ½	B \$1,850
		Upholstery	COL/C \$1,935
		Shipping	D \$2,044
		COM Ydg 2 ⅞ Ctn Wt 59	E \$2,153
		COL Sq Ft 39 Cu Ft 18	F \$2,270
			G \$2,432
			H \$2,609
			I \$2,881
Mid Back - Wood Crown 	PT5650L <ul style="list-style-type: none"> · solid maple crown · swivel tilt/fixed back · black urethane loop arms · black polyurethane base · overall height range is 41 ½ - 47 · seat height range is 17 ½ - 22 ½ · arm height range is 26 ⅞ - 31 ⅞ 	Dimensions	COM \$1,952
		Overall 26 26 47	A \$1,978
		Seat 19 ¼ 19 ¼ 22 ½	B \$2,025
		Arm 31 ⅞	COL/C \$2,111
		Upholstery	D \$2,220
		Shipping	E \$2,329
		COM Ydg 2 ⅞ Ctn Wt 67	F \$2,443
		COL Sq Ft 39 Cu Ft 18	G \$2,608
			H \$2,784
			I \$3,056
Mid Back - Wood Crown 	PT5650S <ul style="list-style-type: none"> · solid maple crown · swivel tilt/fixed back · adjustable black urethane T arm · arm post matches base color · black polyurethane base · overall height range is 41 ½ - 47 · seat height range is 17 ½ - 22 ½ · arm height range is 25 ½ - 31 	Dimensions	COM \$2,045
		Overall 26 26 47	A \$2,070
		Seat 19 ¼ 19 ¼ 22 ½	B \$2,121
		Arm 31	COL/C \$2,206
		Upholstery	D \$2,315
		Shipping	E \$2,424
		COM Ydg 2 ⅞ Ctn Wt 68	F \$2,539
		COL Sq Ft 39 Cu Ft 18	G \$2,703
			H \$2,878
			I \$3,151
Management Mid Back 	PT5650T <ul style="list-style-type: none"> · solid maple crown · swivel tilt/fixed back · adjustable urethane T arm · polyurethane base · arm post matches base color · overall height range is 41 ½ - 47 · seat height range is 17 ½ - 22 ½ · arm height range is 25 ½ - 31 	Dimensions	COM \$2,045
		Overall 26 26 47	A \$2,070
		Seat 19 ¼ 19 ¼ 22 ½	B \$2,121
		Arm 31	COL/C \$2,206
		Upholstery	D \$2,315
		Shipping	E \$2,424
		COM Ydg 2 ⅞ Ctn Wt 68	F \$2,539
		COL Sq Ft 39 Cu Ft 18	G \$2,703
			H \$2,878
			I \$3,151

Excluded from GSA Contract

Excluded from GSA Contract

Description	1 Model	Specifications				List Price Per Grade	
Mid Back - Wood Crown 	PT5650C • solid maple crown • swivel tilt/fixed back • black urethane cantilever arm • black polyurethane base • overall height range is 41 ½ - 47 • seat height range is 17 ½ - 22 ½ • arm height range is 26 ½ - 31 ¾	Dimensions	D	W	H	COM	\$1,994
		Overall	26	26	47	A	\$2,020
		Seat	19 ¼	19 ¼	22 ½	B	\$2,068
		Arm			31 ¾	COL/C	\$2,153
		Upholstery	Shipping			D	\$2,262
		COM Ydg	2 ⅞	Ctn Wt	67	E	\$2,372
		COL Sq Ft	39	Cu Ft	18	F	\$2,488
						G	\$2,650
						H	\$2,827
						I	\$3,099
Management Mid Back 	PT5650U • solid maple crown • swivel tilt/fixed back • fixed height upholstered arm • polyurethane base • overall height range is 41 ½ - 47 • seat height range is 17 ½ - 22 ½ • arm height range is 27 - 32 ½	Dimensions	D	W	H	COM	\$2,219
		Overall	26	26	47	A	\$2,252
		Seat	19 ¼	19 ¼	22 ½	B	\$2,320
		Arm			32 ½	COL/C	\$2,441
		Upholstery	Shipping			D	\$2,597
		COM Ydg	3	Ctn Wt	67	E	\$2,749
		COL Sq Ft	54	Cu Ft	18	F	\$2,913
						G	\$3,144
						H	\$3,389
						I	\$3,776

To Order, Specify:




- 1 Model Number
- 2 Wood Species - Maple (M)
- 3 Arm Wood Cap Finish
- 4 Fabric Selection - vendor, pattern and color
- 5 Optional Aluminum (A) or Wood Base (W)- add \$108 list
- 6 Optional Premium Polished Trim Grey Dual Wheel Soft Urethane Casters - add \$357
- 7 Optional Mid-Pivot Mechanism Upgrade - add \$138 list (swivel tilt models only)
- 8 Optional Seat Depth Slide - add \$42 list (synchro tilt models only)
- 9 Optional Conference Preset Height Cylinder - add \$30 list (swivel tilt chair models only)
- 10 Optional T Arm Wood Cap - add \$47 list (adjustable T arm models only)
 Optional Aluminum Cantilever Arm - Black Cap - add \$123 list,
 Grey Cap - add \$153 list
 (cantilever arm models only)

Specifications

- Wood species - Maple.
- Two piece molded plywood seat and back.
- Seat has 3 ½" high density polyurethane foam.
- Back has 2" to 1" tapered high density polyurethane foam with ¼" overlay.
- Swivel tilt models are standard with tilt, lock, pneumatic lift, tension adjustment.
- Synchro models are standard with synchronized independent seat and back recline, lock pneumatic lift, tensions adjustment, 6 positions, 2 ½" back height adjustment.
- Polyurethane base, glass reinforced nylon/5 prong/grip ring caster insertion.
- All models standard with 60 mm dual wheel non-hooded black nylon plastic casters.



When ordering Quickship products, place a "Q" in front of model number.
 Example: QPT5600U

NOW!
Need it.
 JSI Quickship

Description	1 Model	Specifications				List Price Per Grade		
<div>High Back</div> <div>NOW!</div> 	<div>PT5605L</div> <div><ul style="list-style-type: none">· swivel tilt/fixed back· black urethane loop arm· black polyurethane base· overall height range is 46 ½ - 52· seat height range is 17 ½ - 22 ½· arm height range is 26 ⅝ - 31 ⅞</div>	Dimensions		D	W	H	COM	\$1,867
		Overall		26	26	52	A	\$1,895
		Seat		19 ¼	19 ¼	22 ½	B	\$1,953
		Arm				31 ⅞	COL/C	\$2,053
		Upholstery			Shipping		D	\$2,182
		COM Ydg		2 ½	Ctn Wt	67	E	\$2,309
		COL Sq Ft		45	Cu Ft	18	F	\$2,443
							G	\$2,639
							H	\$2,843
							I	\$3,166
					J	\$3,551		
					L1	\$2,679		
					L2	\$2,881		
<div>High Back</div> <div>NOW!</div> 	<div>PT5605S</div> <div><ul style="list-style-type: none">· swivel tilt/fixed back· adjustable black urethane T arm· arm post matches base color· black polyurethane base· overall height range is 46 ½ - 52· seat height range is 17 ½ - 22 ½· arm height range is 25 ½ - 31</div> <div>Excluded from GSA Contract</div>	Dimensions		D	W	H	COM	\$1,959
		Overall		26	26	52	A	\$1,990
		Seat		19 ¼	19 ¼	22 ½	B	\$2,048
		Arm				31	COL/C	\$2,147
		Upholstery			Shipping		D	\$2,276
		COM Ydg		2 ½	Ctn Wt	68	E	\$2,402
		COL Sq Ft		45	Cu Ft	18	F	\$2,539
							G	\$2,732
							H	\$2,938
							I	\$3,261
					J	\$3,645		
					L1	\$2,772		
					L2	\$2,977		
<div>Executive High Back</div> <div>NOW!</div> 	<div>PT5605T</div> <div><ul style="list-style-type: none">· swivel tilt/fixed back· adjustable urethane T arm· polyurethane base· arm post matches base color· overall height range is 46 ½ - 52· seat height range is 17 ½ - 22 ½· arm height range is 25 ½ - 31</div> <div>Excluded from GSA Contract</div>	Dimensions		D	W	H	COM	\$1,959
		Overall		26	26	52	A	\$1,990
		Seat		19 ¼	19 ¼	22 ½	B	\$2,048
		Arm				31	COL/C	\$2,147
		Upholstery			Shipping		D	\$2,276
		COM Ydg		2 ½	Ctn Wt	68	E	\$2,402
		COL Sq Ft		45	Cu Ft	18	F	\$2,539
							G	\$2,732
							H	\$2,938
							I	\$3,261
					J	\$3,645		
					L1	\$2,772		
					L2	\$2,977		

Excluded from GSA Contract

Excluded from GSA Contract

Description	1 Model	Specifications				List Price Per Grade	
High Back 	PT5605C • swivel tilt/fixed back • black urethane cantilever arm • black polyurethane base • overall height range is 46 ½ - 52 • seat height range is 17 ½ - 22 ½ • arm height range is 26 ½ - 31 ¾	Dimensions	D	W	H	COM	\$1,909
		Overall	26	26	52	A	\$1,939
		Seat	19 ¼	19 ¼	22 ½	B	\$1,996
		Arm			31 ¾	COL/C	\$2,095
		Upholstery	Shipping			D	\$2,224
		COM Ydg	2 ½	Ctn Wt	67	E	\$2,353
		COL Sq Ft	45	Cu Ft	18	F	\$2,488
						G	\$2,682
						H	\$2,888
						I	\$3,208
Executive High Back 	PT5605U • swivel tilt/fixed back • upholstered arm • polyurethane base • overall height range is 46 ½ - 52 • seat height range is 17 ½ - 22 ½ • arm height range is 27 - 32 ½	Dimensions	D	W	H	COM	\$2,139
		Overall	26	26	52	A	\$2,178
		Seat	19 ¼	19 ¼	22 ½	B	\$2,251
		Arm			32 ½	COL/C	\$2,382
		Upholstery	Shipping			D	\$2,548
		COM Ydg	3 ¼	Ctn Wt	67	E	\$2,715
		COL Sq Ft	59	Cu Ft	18	F	\$2,891
						G	\$3,143
						H	\$3,410
						I	\$3,829

To Order, Specify:




- 1 Model Number
- 2 Wood Species - Maple (M)
- 3 Arm Wood Cap Finish
- 4 Fabric Selection - vendor, pattern and color
- 5 Optional Aluminum (A) or Wood Base (W)- add \$108 list
- 6 Optional Premium Polished Trim Grey Dual Wheel Soft Urethane Casters - add \$357
- 7 Optional Mid-Pivot Mechanism Upgrade - add \$138 list (swivel tilt models only)
- 8 Optional Seat Depth Slide - add \$42 list (synchro tilt models only)
- 9 Optional Conference Preset Height Cylinder - add \$30 list (swivel tilt chair models only)
- 10 Optional T Arm Wood Cap - add \$47 list (adjustable T arm models only)
 Optional Aluminum Cantilever Arm - Black Cap - add \$123 list,
 Grey Cap - add \$153 list
 (cantilever arm models only)


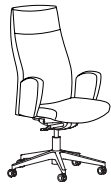
Specifications

- Wood species - Maple.
- Two piece molded plywood seat and back.
- Seat has 3 ½" high density polyurethane foam.
- Back has 2" to 1" tapered high density polyurethane foam with ¼" overlay.
- Swivel tilt models are standard with tilt, lock, pneumatic lift, tension adjustment.
- Synchro models are standard with synchronized independent seat and back recline, lock pneumatic lift, tensions adjustment, 6 positions, 2 ½" back height adjustment.
- Polyurethane base, glass reinforced nylon/5 prong/grip ring caster insertion.
- All models standard with 60 mm dual wheel non-hooded black nylon plastic casters.

When ordering Quickship products, place a "Q" in front of model number.
 Example: QPT5600U

NOW!
Need it.
JSI Quickship

Description	1 Model	Specifications	List Price Per Grade
High Back - Wood Crown 	PT5655L <ul style="list-style-type: none"> · solid maple crown · swivel tilt/fixed back · black urethane loop arm · black polyurethane base · overall height range is 46 ½ - 52 · seat height range is 17 ½ - 22 ½ · arm height range is 26 ¾ - 31 ¾ 	Dimensions	COM \$2,061
		Overall 26 26 52	A \$2,089
		Seat 19 ¼ 19 ¼ 22 ½	B \$2,149
		Arm 31 ¾	COL/C \$2,248
		Upholstery	D \$2,377
		Shipping	E \$2,504
		COM Ydg 2 ½ Ctn Wt 68	F \$2,640
		COL Sq Ft 45 Cu Ft 18	G \$2,832
			H \$3,039
			I \$3,361
High Back - Wood Crown 	PT5655S <ul style="list-style-type: none"> · solid maple crown · swivel tilt/fixed back · adjustable black urethane T arm · arm post matches base color · black polyurethane base · overall height range is 46 ½ - 52 · seat height range is 17 ½ - 22 ½ · arm height range is 25 ½ - 31 <p>Excluded from GSA Contract</p>	Dimensions	COM \$2,157
		Overall 26 26 52	A \$2,184
		Seat 19 ¼ 19 ¼ 22 ½	B \$2,245
		Arm 31	COL/C \$2,342
		Upholstery	D \$2,472
		Shipping	E \$2,599
		COM Ydg 2 ½ Ctn Wt 69	F \$2,734
		COL Sq Ft 45 Cu Ft 18	G \$2,926
			H \$3,133
			I \$3,454
Executive High Back 	PT5655T <ul style="list-style-type: none"> · solid maple crown · swivel tilt/fixed back · adjustable urethane T arm · polyurethane base · arm post matches base color · overall height range is 46 ½ - 52 · seat height range is 17 ½ - 22 ½ · arm height range is 25 ½ - 31 <p>Excluded from GSA Contract</p>	Dimensions	COM \$2,157
		Overall 26 26 52	A \$2,184
		Seat 19 ¼ 19 ¼ 22 ½	B \$2,245
		Arm 31	COL/C \$2,342
		Upholstery	D \$2,472
		Shipping	E \$2,599
		COM Ydg 2 ½ Ctn Wt 69	F \$2,734
		COL Sq Ft 45 Cu Ft 18	G \$2,926
			H \$3,133
			I \$3,454

Description	1 Model	Specifications				List Price Per Grade	
High Back - Wood Crown 	PT5655C • solid maple crown • swivel tilt/fixed back • black urethane cantilever arm • black polyurethane base • overall height range is 46 ½ - 52 • seat height range is 17 ½ - 22 ½ • arm height range is 26 ½ - 31 ¾	Dimensions	D	W	H	COM	\$2,104
		Overall	26	26	52	A	\$2,131
		Seat	19 ¼	19 ¼	22 ½	B	\$2,192
		Arm			31 ¾	COL/C	\$2,291
		Upholstery	Shipping			D	\$2,420
		COM Ydg	2 ½	Ctn Wt	68	E	\$2,547
		COL Sq Ft	45	Cu Ft	18	F	\$2,683
						G	\$2,876
						H	\$3,083
						I	\$3,403
Executive High Back 	PT5655U • solid maple crown • swivel tilt/fixed back • fixed height upholstered arm • polyurethane base • overall height range is 46 ½ - 52 • seat height range is 17 ½ - 22 ½ • arm height range is 27 - 32 ½	Dimensions	D	W	H	COM	\$2,335
		Overall	26	26	52	A	\$2,376
		Seat	19 ¼	19 ¼	22 ½	B	\$2,449
		Arm			32 ½	COL/C	\$2,578
		Upholstery	Shipping			D	\$2,746
		COM Ydg	3 ¼	Ctn Wt	68	E	\$2,913
		COL Sq Ft	59	Cu Ft	18	F	\$3,088
						G	\$3,340
						H	\$3,607
						I	\$4,026

To Order, Specify:





- 1 Model Number
- 2 Wood Species - Maple (M)
- 3 Arm Wood Cap Finish
- 4 Fabric Selection - vendor, pattern and color
- 5 Optional Aluminum (A) or Wood Base (W)- add \$108 list
- 6 Optional Premium Polished Trim Grey Dual Wheel Soft Urethane Casters - add \$357
- 7 Optional Mid-Pivot Mechanism Upgrade - add \$138 list (swivel tilt models only)
- 8 Optional Seat Depth Slide - add \$42 list (synchro tilt models only)
- 9 Optional Conference Preset Height Cylinder - add \$30 list (swivel tilt chair models only)
- 10 Optional T Arm Wood Cap - add \$47 list (adjustable T arm models only)
 Optional Aluminum Cantilever Arm - Black Cap - add \$123 list,
 Grey Cap - add \$153 list
 (cantilever arm models only)



Specifications

- Wood species - Maple.
- Two piece molded plywood seat and back.
- Seat has 3 ½" high density polyurethane foam.
- Back has 2" to 1" tapered high density polyurethane foam with ¼" overlay.
- Swivel tilt models are standard with tilt, lock, pneumatic lift, tension adjustment.
- Synchro models are standard with synchronized independent seat and back recline, lock pneumatic lift, tensions adjustment, 6 positions, 2 ½" back height adjustment.
- Polyurethane base, glass reinforced nylon/5 prong/grip ring caster insertion.
- All models standard with 60 mm dual wheel non-hooded black nylon plastic casters.

When ordering Quickship products, place a "Q" in front of model number.
 Example: QPT5600U

NOW!
Need it.
JSI Quickship

Description	1 Model	Specifications	List Price Per Grade																												
Management Mid Back <div>Now!</div> 	PT5610 <ul style="list-style-type: none">· synchro/adjustable height back· armless· polyurethane base· overall height range is 41 ½ - 47· seat height range is 18 ½ - 23 ½	<table><tr><th>Dimensions</th><th>D</th><th>W</th><th>H</th></tr><tr><td>Overall</td><td>26</td><td>26</td><td>47</td></tr><tr><td>Seat</td><td>19 ¼</td><td>19 ¼</td><td>23 ½</td></tr><tr><th colspan="2">Upholstery</th><th colspan="2">Shipping</th></tr><tr><td>COM Ydg</td><td>2 ¼</td><td>Ctn Wt</td><td>58</td></tr><tr><td>COL Sq Ft</td><td>41</td><td>Cu Ft</td><td>18</td></tr></table>	Dimensions	D	W	H	Overall	26	26	47	Seat	19 ¼	19 ¼	23 ½	Upholstery		Shipping		COM Ydg	2 ¼	Ctn Wt	58	COL Sq Ft	41	Cu Ft	18	COM \$1,721 A \$1,742 B \$1,795 COL/C \$1,886 D \$2,001 E \$2,117 F \$2,237 G \$2,413 H \$2,598 I \$2,888 J \$3,233 L1 \$2,445 L2 \$2,632				
Dimensions	D	W	H																												
Overall	26	26	47																												
Seat	19 ¼	19 ¼	23 ½																												
Upholstery		Shipping																													
COM Ydg	2 ¼	Ctn Wt	58																												
COL Sq Ft	41	Cu Ft	18																												
Mid Back <div>Now!</div> 	PT5610L <ul style="list-style-type: none">· synchro tilt/adjustable height back· black urethane loop arms· black polyurethane base· overall height range is 41 ½ - 47· seat height range is 18 ½ - 23 ½· arm height range is 27 ¾ - 32 ¾	<table><tr><th>Dimensions</th><th>D</th><th>W</th><th>H</th></tr><tr><td>Overall</td><td>26</td><td>26</td><td>47</td></tr><tr><td>Seat</td><td>19 ¼</td><td>19 ¼</td><td>23 ½</td></tr><tr><td>Arm</td><td></td><td></td><td>32 ¾</td></tr><tr><th colspan="2">Upholstery</th><th colspan="2">Shipping</th></tr><tr><td>COM Ydg</td><td>2 ¼</td><td>Ctn Wt</td><td>64</td></tr><tr><td>COL Sq Ft</td><td>41</td><td>Cu Ft</td><td>18</td></tr></table>	Dimensions	D	W	H	Overall	26	26	47	Seat	19 ¼	19 ¼	23 ½	Arm			32 ¾	Upholstery		Shipping		COM Ydg	2 ¼	Ctn Wt	64	COL Sq Ft	41	Cu Ft	18	COM \$1,894 A \$1,919 B \$1,971 COL/C \$2,062 D \$2,178 E \$2,293 F \$2,417 G \$2,587 H \$2,773 I \$3,063 J \$3,410 L1 \$2,622 L2 \$2,808
Dimensions	D	W	H																												
Overall	26	26	47																												
Seat	19 ¼	19 ¼	23 ½																												
Arm			32 ¾																												
Upholstery		Shipping																													
COM Ydg	2 ¼	Ctn Wt	64																												
COL Sq Ft	41	Cu Ft	18																												
Mid Back <div>Now!</div> 	PT5610S <ul style="list-style-type: none">· synchro tilt/adjustable height back· adjustable black urethane T arm· arm post matches base color· black polyurethane base· overall height range is 41 ½ - 47· seat height range is 18 ½ - 23 ½· arm height range is 26 ½ - 32 <div>Excluded from GSA Contract</div>	<table><tr><th>Dimensions</th><th>D</th><th>W</th><th>H</th></tr><tr><td>Overall</td><td>26</td><td>26</td><td>47</td></tr><tr><td>Seat</td><td>19 ¼</td><td>19 ¼</td><td>23 ½</td></tr><tr><td>Arm</td><td></td><td></td><td>32</td></tr><tr><th colspan="2">Upholstery</th><th colspan="2">Shipping</th></tr><tr><td>COM Ydg</td><td>2 ¼</td><td>Ctn Wt</td><td>65</td></tr><tr><td>COL Sq Ft</td><td>41</td><td>Cu Ft</td><td>18</td></tr></table>	Dimensions	D	W	H	Overall	26	26	47	Seat	19 ¼	19 ¼	23 ½	Arm			32	Upholstery		Shipping		COM Ydg	2 ¼	Ctn Wt	65	COL Sq Ft	41	Cu Ft	18	COM \$1,989 A \$2,015 B \$2,066 COL/C \$2,158 D \$2,271 E \$2,389 F \$2,511 G \$2,683 H \$2,868 I \$3,157 J \$3,504 L1 \$2,717 L2 \$2,902
Dimensions	D	W	H																												
Overall	26	26	47																												
Seat	19 ¼	19 ¼	23 ½																												
Arm			32																												
Upholstery		Shipping																													
COM Ydg	2 ¼	Ctn Wt	65																												
COL Sq Ft	41	Cu Ft	18																												
Management Mid Back <div>Now!</div> 	PT5610T <ul style="list-style-type: none">· synchro/adjustable height back· adjustable urethane T arm· polyurethane base· arm post matches base color· overall height range is 41 ½ - 47· seat height range is 18 ½ - 23 ½· arm height range is 25 ½ - 31 <div>Excluded from GSA Contract</div>	<table><tr><th>Dimensions</th><th>D</th><th>W</th><th>H</th></tr><tr><td>Overall</td><td>26</td><td>26</td><td>47</td></tr><tr><td>Seat</td><td>19 ¼</td><td>19 ¼</td><td>23 ½</td></tr><tr><td>Arm</td><td></td><td></td><td>31</td></tr><tr><th colspan="2">Upholstery</th><th colspan="2">Shipping</th></tr><tr><td>COM Ydg</td><td>2 ¼</td><td>Ctn Wt</td><td>65</td></tr><tr><td>COL Sq Ft</td><td>41</td><td>Cu Ft</td><td>18</td></tr></table>	Dimensions	D	W	H	Overall	26	26	47	Seat	19 ¼	19 ¼	23 ½	Arm			31	Upholstery		Shipping		COM Ydg	2 ¼	Ctn Wt	65	COL Sq Ft	41	Cu Ft	18	COM \$1,989 A \$2,015 B \$2,066 COL/C \$2,158 D \$2,271 E \$2,389 F \$2,511 G \$2,683 H \$2,868 I \$3,157 J \$3,504 L1 \$2,717 L2 \$2,902
Dimensions	D	W	H																												
Overall	26	26	47																												
Seat	19 ¼	19 ¼	23 ½																												
Arm			31																												
Upholstery		Shipping																													
COM Ydg	2 ¼	Ctn Wt	65																												
COL Sq Ft	41	Cu Ft	18																												

Description	1 Model	Specifications				List Price Per Grade	
Mid Back 	PT5610C • synchro tilt/adjustable height back • black urethane cantilever arm • black polyurethane base • overall height range is 41 ½ - 47 • seat height range is 18 ½ - 23 ½ • arm height range is 27 ½ - 32 ¾	Dimensions	D	W	H	COM	\$1,937
		Overall	26	26	47	A	\$1,963
		Seat	19 ¼	19 ¼	23 ½	B	\$2,016
		Arm			32 ¾	COL/C	\$2,105
		Upholstery	Shipping			D	\$2,221
		COM Ydg	2 ¼	Ctn Wt	64	E	\$2,335
		COL Sq Ft	41	Cu Ft	18	F	\$2,460
						G	\$2,632
						H	\$2,817
						I	\$3,107
Management Mid Back 	PT5610U • synchro/adjustable height back • fixed height upholstered arm • polyurethane base • overall height range is 41 ½ - 47 • seat height range is 18 ½ - 23 ½ • arm height range is 28 - 33 ½	Dimensions	D	W	H	COM	\$2,162
		Overall	26	26	47	A	\$2,198
		Seat	19 ¼	19 ¼	23 ½	B	\$2,268
		Arm			33 ½	COL/C	\$2,394
		Upholstery	Shipping			D	\$2,554
		COM Ydg	3 ⅞	Ctn Wt	64	E	\$2,715
		COL Sq Ft	57	Cu Ft	18	F	\$2,884
						G	\$3,127
						H	\$3,383
						I	\$3,784

To Order, Specify:





- 1 Model Number
- 2 Wood Species - Maple (M)
- 3 Arm Wood Cap Finish
- 4 Fabric Selection - vendor, pattern and color
- 5 Optional Aluminum (A) or Wood Base (W)- add \$108 list
- 6 Optional Premium Polished Trim Grey Dual Wheel Soft Urethane Casters - add \$357
- 7 Optional Mid-Pivot Mechanism Upgrade - add \$138 list (swivel tilt models only)
- 8 Optional Seat Depth Slide - add \$42 list (synchro tilt models only)
- 9 Optional Conference Preset Height Cylinder - add \$30 list (swivel tilt chair models only)
- 10 Optional T Arm Wood Cap - add \$47 list (adjustable T arm models only)
Optional Aluminum Cantilever Arm - Black Cap - add \$123 list,
Grey Cap - add \$153 list (cantilever arm models only)



Specifications

- Wood species - Maple.
- Two piece molded plywood seat and back.
- Seat has 3 ½" high density polyurethane foam.
- Back has 2" to 1" tapered high density polyurethane foam with ¼" overlay.
- Swivel tilt models are standard with tilt, lock, pneumatic lift, tension adjustment.
- Synchro models are standard with synchronized independent seat and back recline, lock pneumatic lift, tensions adjustment, 6 positions, 2 ½" back height adjustment.
- Polyurethane base, glass reinforced nylon/5 prong/grip ring caster insertion.
- All models standard with 60 mm dual wheel non-hooded black nylon plastic casters.

When ordering Quickship products, place a "Q" in front of model number.
Example: QPT5600U

NOW!
Need it.
JSI Quickship

Description	1 Model	Specifications	List Price Per Grade		
<div>Management Mid Back</div> <div><div>NOW!</div></div>	<div>PT5660</div> <div><div>• solid maple crown</div><div>• synchro/adjustable height back</div><div>• armless</div><div>• polyurethane base</div><div>• overall height range is 41 ½ – 47</div><div>• seat height range is 18 ½ – 23 ½</div></div> <td><div>Dimensions</div><div>D</div><div>W</div><div>H</div></td> <td>COM \$1,903</td>	<div>Dimensions</div> <div>D</div> <div>W</div> <div>H</div>	COM \$1,903		
		Overall	26	26	47
		Seat	19 ¼	19 ¼	23 ½
		Upholstery		Shipping	
		COM Ydg	2 ⅞	Ctn Wt	59
		COL Sq Ft	39	Cu Ft	18
					A \$1,928
					B \$1,976
					COL/C \$2,061
					D \$2,171
			E \$2,281		
			F \$2,395		
			G \$2,560		
			H \$2,734		
			I \$3,007		
			J \$3,335		
			L1 \$2,591		
			L2 \$2,769		
<div>Mid Back - Wood Crown</div> <div><div>NOW!</div></div>	<div>PT5660L</div> <div><div>• solid maple crown</div><div>• synchro tilt/adjustable height back</div><div>• black urethane loop arms</div><div>• black polyurethane base</div><div>• overall height range is 41 ½ - 47</div><div>• seat height range is 18 ½ - 23 ½</div><div>• arm height range is 27 ⅞ - 32 ⅞</div></div> <td><div>Dimensions</div><div>D</div><div>W</div><div>H</div></td> <td>COM \$2,080</td>	<div>Dimensions</div> <div>D</div> <div>W</div> <div>H</div>	COM \$2,080		
		Overall	26	26	47
		Seat	19 ¼	19 ¼	23 ½
		Arm			32 ⅞
		Upholstery		Shipping	
		COM Ydg	2 ⅞	Ctn Wt	67
		COL Sq Ft	39	Cu Ft	18
					A \$2,105
					B \$2,153
					COL/C \$2,242
			D \$2,349		
			E \$2,458		
			F \$2,574		
			G \$2,736		
			H \$2,912		
			I \$3,185		
			J \$3,512		
			L1 \$2,770		
			L2 \$2,945		
<div>Mid Back - Wood Crown</div> <div><div>NOW!</div></div>	<div>PT5660S</div> <div><div>• solid maple crown</div><div>• synchro tilt/adjustable height back</div><div>• adjustable black urethane T arm</div><div>• arm post matches base color</div><div>• black polyurethane base</div><div>• overall height range is 41 ½ - 47</div><div>• seat height range is 18 ½ - 23 ½</div><div>• arm height range is 26 ½ - 32</div></div> <div>Excluded from GSA Contract</div> <td><div>Dimensions</div><div>D</div><div>W</div><div>H</div></td> <td>COM \$2,176</td>	<div>Dimensions</div> <div>D</div> <div>W</div> <div>H</div>	COM \$2,176		
		Overall	26	26	47
		Seat	19 ¼	19 ¼	23 ½
		Arm			32
		Upholstery		Shipping	
		COM Ydg	2 ⅞	Ctn Wt	68
		COL Sq Ft	39	Cu Ft	18
					A \$2,200
					B \$2,249
					COL/C \$2,333
			D \$2,442		
			E \$2,551		
			F \$2,669		
			G \$2,830		
			H \$3,006		
			I \$3,278		
			J \$3,607		
			L1 \$2,863		
			L2 \$3,039		
<div>Management Mid Back</div> <div><div>NOW!</div></div>	<div>PT5660T</div> <div><div>• solid maple crown</div><div>• synchro/adjustable height back</div><div>• adjustable urethane T arm</div><div>• polyurethane base</div><div>• arm post matches base color</div><div>• overall height range is 41 ½ – 47</div><div>• seat height range is 18 ½ – 23 ½</div><div>• arm height range is 25 ½ – 31</div></div> <div>Excluded from GSA Contract</div> <td><div>Dimensions</div><div>D</div><div>W</div><div>H</div></td> <td>COM \$2,176</td>	<div>Dimensions</div> <div>D</div> <div>W</div> <div>H</div>	COM \$2,176		
		Overall	26	26	47
		Seat	19 ¼	19 ¼	23 ½
		Arm			31
		Upholstery		Shipping	
		COM Ydg	2 ⅞	Ctn Wt	68
		COL Sq Ft	39	Cu Ft	18
					A \$2,200
					B \$2,249
					COL/C \$2,333
			D \$2,442		
			E \$2,551		
			F \$2,669		
			G \$2,830		
			H \$3,006		
			I \$3,278		
			J \$3,607		
			L1 \$2,863		
			L2 \$3,039		

Description	1 Model	Specifications				List Price Per Grade	
Mid Back - Wood Crown 	PT5660C • solid maple crown • synchro tilt/adjustable height back • black urethane cantilever arm • black polyurethane base • overall height range is 41 ½ - 47 • seat height range is 18 ½ - 23 ½ • arm height range is 27 ½ - 32 ¾	Dimensions	D	W	H	COM	\$2,124
		Overall	26	26	47	A	\$2,149
		Seat	19 ¼	19 ¼	23 ½	B	\$2,198
		Arm			32 ¾	COL/C	\$2,284
		Upholstery	Shipping			D	\$2,392
		COM Ydg	2 ⅞	Ctn Wt	67	E	\$2,501
		COL Sq Ft	39	Cu Ft	18	F	\$2,616
						G	\$2,780
						H	\$2,954
						I	\$3,229
Management Mid Back 	PT5660U • solid maple crown • synchro/adjustable height back • fixed height upholstered arm • polyurethane base • overall height range is 41 ½ - 47 • seat height range is 18 ½ - 23 ½ • arm height range is 28 - 33 ½	Dimensions	D	W	H	COM	\$2,348
		Overall	26	26	47	A	\$2,383
		Seat	19 ¼	19 ¼	23 ½	B	\$2,452
		Arm			33 ½	COL/C	\$2,571
		Upholstery	Shipping			D	\$2,725
		COM Ydg	3	Ctn Wt	67	E	\$2,879
		COL Sq Ft	54	Cu Ft	18	F	\$3,042
						G	\$3,274
						H	\$3,520
						I	\$3,907

To Order, Specify:




- 1 Model Number
- 2 Wood Species - Maple (M)
- 3 Arm Wood Cap Finish
- 4 Fabric Selection - vendor, pattern and color
- 5 Optional Aluminum (A) or Wood Base (W)- add \$108 list
- 6 Optional Premium Polished Trim Grey Dual Wheel Soft Urethane Casters - add \$357
- 7 Optional Mid-Pivot Mechanism Upgrade - add \$138 list (swivel tilt models only)
- 8 Optional Seat Depth Slide - add \$42 list (synchro tilt models only)
- 9 Optional Conference Preset Height Cylinder - add \$30 list (swivel tilt chair models only)
- 10 Optional T Arm Wood Cap - add \$47 list (adjustable T arm models only)
 Optional Aluminum Cantilever Arm - Black Cap - add \$123 list,
 Grey Cap - add \$153 list
 (cantilever arm models only)

Specifications

- Wood species - Maple.
- Two piece molded plywood seat and back.
- Seat has 3 ½" high density polyurethane foam.
- Back has 2" to 1" tapered high density polyurethane foam with ¼" overlay.
- Swivel tilt models are standard with tilt, lock, pneumatic lift, tension adjustment.
- Synchro models are standard with synchronized independent seat and back recline, lock pneumatic lift, tensions adjustment, 6 positions, 2 ½" back height adjustment.
- Polyurethane base, glass reinforced nylon/5 prong/grip ring caster insertion.
- All models standard with 60 mm dual wheel non-hooded black nylon plastic casters.



When ordering Quickship products, place a "Q" in front of model number.
 Example: QPT5600U

NOW!
Need it.
 JSI Quickship

Description		1 Model	Specifications				List Price Per Grade	
<div>High Back</div> <div>NOW!</div> 	<div>PT5615L</div> <div><div><div>· synchro tilt/adjustable height back</div><div>· black urethane loop arms</div><div>· black polyurethane base</div><div>· overall height range is 46 ½ - 52</div><div>· seat height range is 18 ½ - 23 ½</div><div>· arm height range is 27 ⅝ - 32 ⅞</div></div></div>	Dimensions	D	W	H	COM	\$1,981	
		Overall	26	26	52	A	\$2,012	
		Seat	19 ¼	19 ¼	23 ½	B	\$2,068	
		Arm			32 ⅞	COL/C	\$2,166	
		Upholstery		Shipping		D	\$2,295	
		COM Ydg	2 ½	Ctn Wt	67	E	\$2,425	
		COL Sq Ft	45	Cu Ft	18	F	\$2,560	
						G	\$2,752	
						H	\$2,959	
						I	\$3,279	
				J	\$3,665			
				L1	\$2,791			
				L2	\$2,998			
<div>High Back</div> <div>NOW!</div> 	<div>PT5615S</div> <div><div><div>· synchro tilt/adjustable height back</div><div>· adjustable black urethane T arm</div><div>· arm post matches base color</div><div>· black polyurethane base</div><div>· overall height range is 46 ½ - 52</div><div>· seat height range is 18 ½ - 23 ½</div><div>· arm height range is 26 ½ - 32</div></div></div> <div>Excluded from GSA Contract</div>	Dimensions	D	W	H	COM	\$2,075	
		Overall	26	26	52	A	\$2,104	
		Seat	19 ¼	19 ¼	23 ½	B	\$2,163	
		Arm			32	COL/C	\$2,261	
		Upholstery		Shipping		D	\$2,391	
		COM Ydg	2 ½	Ctn Wt	68	E	\$2,518	
		COL Sq Ft	45	Cu Ft	18	F	\$2,652	
						G	\$2,846	
						H	\$3,052	
						I	\$3,375	
				J	\$3,759			
				L1	\$2,886			
				L2	\$3,091			
<div>Executive High Back</div> <div>NOW!</div> 	<div>PT5615T</div> <div><div><div>· synchro/adjustable height back</div><div>· adjustable urethane T arm</div><div>· polyurethane base</div><div>· arm post matches base color</div><div>· overall height range is 46 ½ - 52</div><div>· seat height range is 18 ½ - 23 ½</div><div>· arm height range is 25 ½ - 31</div></div></div> <div>Excluded from GSA Contract</div>	Dimensions	D	W	H	COM	\$2,075	
		Overall	26	26	52	A	\$2,104	
		Seat	19 ¼	19 ¼	23 ½	B	\$2,163	
		Arm			31	COL/C	\$2,261	
		Upholstery		Shipping		D	\$2,391	
		COM Ydg	2 ½	Ctn Wt	68	E	\$2,518	
		COL Sq Ft	45	Cu Ft	18	F	\$2,652	
						G	\$2,846	
						H	\$3,052	
						I	\$3,375	
				J	\$3,759			
				L1	\$2,886			
				L2	\$3,091			

Excluded from GSA Contract

Excluded from GSA Contract

Description	1 Model	Specifications	List Price Per Grade
High Back 	PT5615C • synchro tilt/adjustable height back • black urethane cantilever arm • black polyurethane base • overall height range is 46 ½ - 52 • seat height range is 18 ½ - 23 ½ • arm height range is 27 ½ - 32 ¾	Dimensions	COM \$2,024
		Overall 26 26 52	A \$2,054
		Seat 19 ¼ 19 ¼ 23 ½	B \$2,112
		Arm 32 ¾	COL/C \$2,211
		Upholstery	D \$2,340
		Shipping	E \$2,467
		COM Ydg 2 ½ Ctn Wt 67	F \$2,603
		COL Sq Ft 45 Cu Ft 18	G \$2,794
			H \$3,002
			I \$3,323
Executive High Back 	PT5615U • synchro/adjustable height back • upholstered arm • polyurethane base • overall height range is 46 ½ - 52 • seat height range is 18 ½ - 23 ½ • arm height range is 28 - 33 ½	Dimensions	COM \$2,243
		Overall 26 26 52	A \$2,281
		Seat 19 ¼ 19 ¼ 23 ½	B \$2,354
		Arm 33 ½	COL/C \$2,481
		Upholstery	D \$2,649
		Shipping	E \$2,817
		COM Ydg 3 ¼ Ctn Wt 67	F \$2,995
		COL Sq Ft 59 Cu Ft 18	G \$3,244
			H \$3,511
			I \$3,930
			J \$4,431
			L1 \$3,297
			L2 \$3,562

To Order, Specify:




- 1 Model Number
- 2 Wood Species - Maple (M)
- 3 Arm Wood Cap Finish
- 4 Fabric Selection - vendor, pattern and color
- 5 Optional Aluminum (A) or Wood Base (W)- add \$108 list
- 6 Optional Premium Polished Trim Grey Dual Wheel Soft Urethane Casters - add \$357
- 7 Optional Mid-Pivot Mechanism Upgrade - add \$138 list (swivel tilt models only)
- 8 Optional Seat Depth Slide - add \$42 list (synchro tilt models only)
- 9 Optional Conference Preset Height Cylinder - add \$30 list (swivel tilt chair models only)
- 10 Optional T Arm Wood Cap - add \$47 list (adjustable T arm models only)
Optional Aluminum Cantilever Arm - Black Cap - add \$123 list,
Grey Cap - add \$153 list (cantilever arm models only)

Specifications

- Wood species - Maple.
- Two piece molded plywood seat and back.
- Seat has 3 ½" high density polyurethane foam.
- Back has 2" to 1" tapered high density polyurethane foam with ¼" overlay.
- Swivel tilt models are standard with tilt, lock, pneumatic lift, tension adjustment.
- Synchro models are standard with synchronized independent seat and back recline, lock pneumatic lift, tensions adjustment, 6 positions, 2 ½" back height adjustment.
- Polyurethane base, glass reinforced nylon/5 prong/grip ring caster insertion.
- All models standard with 60 mm dual wheel non-hooded black nylon plastic casters.



When ordering Quickship products, place a "Q" in front of model number.
Example: QPT5600U

NOW!
Need it.
JSI Quickship

Description	1 Model	Specifications	List Price Per Grade
High Back - Wood Crown 	PT5665L <ul style="list-style-type: none"> · solid maple crown · synchro tilt/adjustable height back · black urethane loop arms · black polyurethane base · overall height range is 46 ½ - 52 · seat height range is 18 ½ - 23 ½ · arm height range is 27 ¾ - 32 ¾ 	Dimensions	COM \$2,161
		Overall	A \$2,189
		Seat	B \$2,248
		Arm	COL/C \$2,348
			D \$2,475
		Upholstery	E \$2,605
		Shipping	F \$2,741
		COM Ydg	G \$2,933
		COL Sq Ft	H \$3,136
			I \$3,459
High Back - Wood Crown 	PT5665S <ul style="list-style-type: none"> · solid maple crown · synchro tilt/adjustable height back · adjustable black urethane T arm · arm post matches base color · black polyurethane base · overall height range is 46 ½ - 52 · seat height range is 18 ½ - 23 ½ · arm height range is 26 ½ - 32 	Dimensions	COM \$2,255
		Overall	A \$2,285
		Seat	B \$2,342
		Arm	COL/C \$2,441
			D \$2,570
		Upholstery	E \$2,697
		Shipping	F \$2,833
		COM Ydg	G \$3,025
		COL Sq Ft	H \$3,232
			I \$3,553
Executive High Back 	PT5665T <ul style="list-style-type: none"> · solid maple crown · synchro/adjustable height back · adjustable urethane T arm · polyurethane base · arm post matches base color · overall height range is 46 ½ - 52 · seat height range is 18 ½ - 23 ½ · arm height range is 25 ½ - 31 	Dimensions	COM \$2,255
		Overall	A \$2,285
		Seat	B \$2,342
		Arm	COL/C \$2,441
			D \$2,570
		Upholstery	E \$2,697
		Shipping	F \$2,833
		COM Ydg	G \$3,025
		COL Sq Ft	H \$3,232
			I \$3,553

Excluded from GSA Contract

Excluded from GSA Contract

Description	1 Model	Specifications				List Price Per Grade	
High Back - Wood Crown 	PT5665C • solid maple crown • synchro tilt/adjustable height back • black urethane cantilever arm • black polyurethane base • overall height range is 46 ½ - 52 • seat height range is 18 ½ - 23 ½ • arm height range is 27 ½ - 32 ¾	Dimensions	D	W	H	COM	\$2,203
		Overall	26	26	52	A	\$2,233
		Seat	19 ¼	19 ¼	23 ½	B	\$2,291
		Arm			32 ¾	COL/C	\$2,391
		Upholstery	Shipping			D	\$2,517
		COM Ydg	2 ½	Ctn Wt	68	E	\$2,647
		COL Sq Ft	45	Cu Ft	18	F	\$2,783
						G	\$2,976
						H	\$3,181
						I	\$3,503
Executive High Back 	PT5665U • solid maple crown • synchro/adjustable height back • fixed height upholstered arm • polyurethane base • overall height range is 46 ½ - 52 • seat height range is 18 ½ - 23 ½ • arm height range is 28 - 33 ½	Dimensions	D	W	H	COM	\$2,422
		Overall	26	26	52	A	\$2,461
		Seat	19 ¼	19 ¼	23 ½	B	\$2,534
		Arm			33 ½	COL/C	\$2,663
		Upholstery	Shipping			D	\$2,830
		COM Ydg	3 ¼	Ctn Wt	68	E	\$2,999
		COL Sq Ft	59	Cu Ft	18	F	\$3,173
						G	\$3,425
						H	\$3,693
						I	\$4,110

To Order, Specify:

- 1 Model Number
- 2 Wood Species - Maple (M)
- 3 Arm Wood Cap Finish
- 4 Fabric Selection - vendor, pattern and color
- 5 Optional Aluminum (A) or Wood Base (W)- add \$108 list
- 6 Optional Premium Polished Trim Grey Dual Wheel Soft Urethane Casters - add \$357
- 7 Optional Mid-Pivot Mechanism Upgrade - add \$138 list (swivel tilt models only)
- 8 Optional Seat Depth Slide - add \$42 list (synchro tilt models only)
- 9 Optional Conference Preset Height Cylinder - add \$30 list (swivel tilt chair models only)
- 10 Optional T Arm Wood Cap - add \$47 list (adjustable T arm models only)
 Optional Aluminum Cantilever Arm - Black Cap - add \$123 list,
 Grey Cap - add \$153 list
 (cantilever arm models only)

Specifications

- Wood species - Maple.
- Two piece molded plywood seat and back.
- Seat has 3 ½" high density polyurethane foam.
- Back has 2" to 1" tapered high density polyurethane foam with ¼" overlay.
- Swivel tilt models are standard with tilt, lock, pneumatic lift, tension adjustment.
- Synchro models are standard with synchronized independent seat and back recline, lock pneumatic lift, tensions adjustment, 6 positions, 2 ½" back height adjustment.
- Polyurethane base, glass reinforced nylon/5 prong/grip ring caster insertion.
- All models standard with 60 mm dual wheel non-hooded black nylon plastic casters.

When ordering Quickship products, place a "Q" in front of model number.
 Example: QPT5600U

NOW!
Need it.
 JSI Quickship

Proxy Order Check List:



- Specify:
- ☐ 1. Model Number
 - ☐ 2. Fabric Selection - vendor, pattern and color
 - ☐ 3. Knit Back Color Selection (knit back models only)
 - ☐ 4. Optional Aluminum Base - add \$108 list,
 - ☐ 5. Optional Premium Polished Trim Grey Dual Wheel Soft Urethane Caster - add \$357 list
 - ☐ 6. Optional Aluminum Cantilever Arm - Black Cap add \$123 list, Grey Cap add \$153 list (cantilever arm models only)
 - ☐ 7. Optional Seat Depth Slide - add \$42 list (synchro tilt models only)
 - ☐ 8. Optional Metal Handle - Black Sandtex (BSX) add \$60 list, Nearly Chrome (NCH) add \$79 list
 - ☐ 9. Optional Back Zipper Detail - add \$76 list (upholstered back models only)
 - ☐ 10. Optional Conference Preset Height Cylinder - add \$30 list (swivel tilt chair models only)

Example:

PX810T	MOMENTUM	VOX	MYSTIC	WR
(model #)	(fabric vendor)	(pattern name)	(pattern color)	(knit color)

1. Model Number

2. Fabric Selection - Please supply the following:
Fabric vendor/Pattern name/Pattern color

[For a complete list of JSI Standard and Graded-In Textiles click here](#)

- When specifying contrasting upholstery, indicate clearly which upholstery is to be applied to the seat, back and arms. Use higher grade pricing.
- Indicate direction of fabric - Railroaded or Up the Roll
- Please provide illustration, if available.

All COM orders must include the following:

- Vendor's name, pattern name and color
- Sample of the fabric attached to order
- Model numbers of items for fabric application
- Special application instructions (e.g., all stripes will be applied front to back unless specified otherwise)
- Customer and purchase order number

Ship prepaid COM material to:
JSI
Attn: COM Dept
201 East Martin Street
Receiving B, Dock 71
Orleans, IN 47452

Application of fabric:
Railroaded Up the Roll



All COM orders will ship at standard lead time from receipt of COM.

3. Knit Back Color Selection:

BA	Barely Blue	RR	Rockin' Red
DA	Dancing Silver	SB	Sandy Beige
JB	Jet Black	WR	White River

4. Optional Aluminum Base - add \$108 list



5. Optional Premium Polished Trim Grey Dual Wheel Soft Urethane Caster - add \$357 list



6. Optional Aluminum Cantilever Arm - Black Cap add \$123 list, Grey Cap add \$153 list (cantilever arm models only)



7. Optional Seat Depth Slide - add \$42 list (synchro tilt models only)

- 8. Optional Metal Handle - Black Sandtex (BSX) add \$60 list or Nearly Chrome (NCH) add \$79 list**






- 9. Back Zipper Detail - add \$76 list (upholstered back models only)**




- 10. Optional Conference Preset Height Cylinder - add \$30 list (swivel tilt chair models only)**



Description	1 Model	Specifications	List Price Per Grade
Mid Back 	PX800 <ul style="list-style-type: none"> · knit back · armless · swivel tilt · black polyurethane base · overall height range is 40 - 45 ¾ · seat height range is 17 ¼ - 22 ½ 	Dimensions	COM \$1,050
		Overall 28 ½ 28 ½ 45 ¾	A \$1,058
		Seat 16 ⅝ 20 ¾ 17 ¼	B \$1,073
		Upholstery	COL/C \$1,099
		Shipping	D \$1,134
		COM Ydg ¾ Ctn Wt 41	E \$1,168
		COL Sq Ft 15 Cu Ft 20	F \$1,221
			G \$1,278
			H \$1,338
			I \$1,433
			J \$1,546
			L1 \$1,289
			L2 \$1,356
Mid Back 	PX800L <ul style="list-style-type: none"> · knit back · arm · swivel tilt · black urethane loop arms · black polyurethane base · overall height range is 40 - 45 ¾ · seat height range is 17 ¼ - 22 ½ 	Dimensions	COM \$1,209
		Overall 28 ½ 28 ½ 45 ¾	A \$1,218
		Seat 16 ⅝ 20 ¾ 17 ¼	B \$1,232
		Arm 31 ½	COL/C \$1,259
		Upholstery	D \$1,293
		Shipping	E \$1,328
		COM Ydg ¾ Ctn Wt 46	F \$1,380
		COL Sq Ft 15 Cu Ft 20	G \$1,437
			H \$1,498
			I \$1,593
			J \$1,706
			L1 \$1,449
			L2 \$1,517
Mid Back 	PX800S <ul style="list-style-type: none"> · knit back · arm · swivel tilt · adjustable black urethane, slim profile T arm · black polyurethane base · overall height range is 40 - 45 ¾ · seat height range is 17 ¼ - 22 ½ 	Dimensions	COM \$1,270
		Overall 28 ½ 28 ½ 45 ¾	A \$1,279
		Seat 16 ⅝ 20 ¾ 17 ¼	B \$1,293
		Arm 33 ¾	COL/C \$1,320
		Upholstery	D \$1,354
		Shipping	E \$1,389
		COM Ydg ¾ Ctn Wt 47	F \$1,441
		COL Sq Ft 15 Cu Ft 20	G \$1,498
			H \$1,559
			I \$1,654
			J \$1,767
			L1 \$1,510
			L2 \$1,578

Excluded from GSA Contract

Description	1 Model	Specifications				List Price Per Grade	
Mid Back 	PX800C • knit back • arm • swivel tilt • black urethane cantilever arm • black polyurethane base • overall height range is 40 - 45 ¾ • seat height range is 17 ¼ - 22 ½ • arm height range is 26 ½ - 31 ¾	Dimensions	D	W	H	COM	\$1,243
		Overall	28 ½	28 ½	45 ¾	A	\$1,251
		Seat	16 ⅝	20 ¾	17 ¼	B	\$1,266
		Arm			31 ¾	COL/C	\$1,292
		Upholstery		Shipping		D	\$1,327
		COM Ydg	¾	Ctn Wt	46	E	\$1,362
		COL Sq Ft	15	Cu Ft	20	F	\$1,414
						G	\$1,471
						H	\$1,532
						I	\$1,626
						J	\$1,740
						L1	\$1,482
						L2	\$1,550

To Order, Specify:

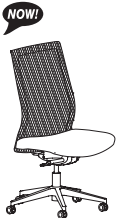


- 1 Model Number
- 2 Seat Fabric Selection - vendor, pattern and color
- 3 Knit Back Color Selection
- 4 Optional Aluminum Base - add \$108 list
- 5 Optional Premium Polished Trim Grey Dual Wheel Soft Urethane Caster add \$357 list
- 6 Optional Aluminum Cantilever Arm - Black Cap add \$123 list, Grey Cap add \$153 (cantilever arm models only)
- 7 Optional Metal Handle - Black Sandtex (BSX) add \$60 list, Nearly Chrome (NCH) add \$79 list
- 8 Optional Conference Preset Height Cylinder - add \$30 list (swivel tilt chairs only)


When ordering Quickship products, place a "Q" in front of model number.
 Example: QPX800L

NOW!
Need it.
 JSI Quickship

Specifications

- Knit back with molded plywood seat.
- Seat has 2 ½" high density polyurethane foam.
- Knit back conforms to shape for optimal comfort.
- Swivel tilt models are standard with 20 degree tilt, lock, pneumatic lift, tension adjustment.
- Polyurethane base, glass reinforced nylon/5-prong/grip ring caster insertion.
- All models standard with 60 mm dual wheel non-hooded black nylon plastic casters.

Description	1 Model	Specifications				List Price Per Grade	
<div>Mid Back</div> <div></div>	<div>PX810</div> <div><div>· knit back</div><div>· armless</div><div>· synchro tilt</div><div>· black polyurethane base</div><div>· overall height range is 41 ½ - 47 ¼</div><div>· seat height range is 18 ¾ - 24</div></div>	Dimensions	D	W	H	COM	\$1,143
		Overall	28 ½	28 ½	47 ¼	A	\$1,150
		Seat	16 ⅝	20 ¾	18 ¾	B	\$1,166
		Upholstery		Shipping		COL/C	\$1,192
		COM Ydg	¾	Ctn Wt	46	D	\$1,227
		COL Sq Ft	15	Cu Ft	20	E	\$1,262
						F	\$1,314
						G	\$1,371
						H	\$1,432
						I	\$1,525
						J	\$1,640
						L1	\$1,383
						L2	\$1,450
<div>Mid Back</div> <div></div>	<div>PX810L</div> <div><div>· knit back</div><div>· arm</div><div>· synchro tilt</div><div>· black urethane loop arms</div><div>· black polyurethane base</div><div>· overall height range is 41 ½ - 47 ¼</div><div>· seat height range is 18 ¾ - 24</div><div>· arm height range is 27 ¾ - 33</div></div> <div>Excluded from GSA Contract</div>	Dimensions	D	W	H	COM	\$1,301
		Overall	28 ½	28 ½	47 ¼	A	\$1,308
		Seat	16 ⅝	20 ¾	18 ¾	B	\$1,324
		Arm			33	COL/C	\$1,350
		Upholstery		Shipping		D	\$1,385
		COM Ydg	¾	Ctn Wt	51	E	\$1,419
		COL Sq Ft	15	Cu Ft	20	F	\$1,472
						G	\$1,529
						H	\$1,589
						I	\$1,683
						J	\$1,797
						L1	\$1,540
						L2	\$1,607
<div>Mid Back</div> <div></div>	<div>PX810S</div> <div><div>· knit back</div><div>· arm</div><div>· synchro tilt</div><div>· adjustable black urethane, slim profile T armblack polyurethane base</div><div>· overall height range is 41 ½ - 47 ¼</div><div>· seat height range is 18 ¾ - 24</div></div>	Dimensions	D	W	H	COM	\$1,364
		Overall	28 ½	28 ½	47 ¼	A	\$1,372
		Seat	16 ⅝	20 ¾	18 ¾	B	\$1,387
		Arm			35	COL/C	\$1,413
		Upholstery		Shipping		D	\$1,448
		COM Ydg	¾	Ctn Wt	52	E	\$1,482
		COL Sq Ft	15	Cu Ft	20	F	\$1,535
						G	\$1,592
						H	\$1,652
						I	\$1,747
						J	\$1,860
						L1	\$1,603
						L2	\$1,670

Description	1 Model	Specifications				List Price Per Grade	
<div>Mid Back</div> <div><div>NOW!</div></div>	<div>PX810C</div> <div><div>• knit back</div><div>• arm</div><div>• synchro tilt</div><div>• black urethane cantilever arm</div><div>• black polyurethane base</div><div>• overall height range is 41 ½ - 47 ¼</div><div>• seat height range is 18 ¾ - 24</div><div>• arm height range is 27 ⅝ - 32 ⅞</div></div>	Dimensions	D	W	H	COM	\$1,336
		Overall	28 ½	28 ½	47 ¼	A	\$1,344
		Seat	16 ⅝	20 ¾	18 ¾	B	\$1,359
		Arm			32 ⅞	COL/C	\$1,386
		Upholstery		Shipping		D	\$1,420
		COM Ydg	¾	Ctn Wt	51	E	\$1,455
		COL Sq Ft	15	Cu Ft	20	F	\$1,508
						G	\$1,564
						H	\$1,625
						I	\$1,719
						J	\$1,833
						L1	\$1,576
						L2	\$1,643

To Order, Specify:




- 1 Model Number
- 2 Seat Fabric Selection - vendor, pattern and color
- 3 Knit Back Color Selection
- 4 Optional Aluminum Base - add \$108 list
- 5 Optional Premium Polished Trim Grey Dual Wheel Soft Urethane Caster add \$357 list
- 6 Optional Aluminum Cantilever Arm - Black Cap add \$123 list, Grey Cap add \$153 (cantilever arm models only)
- 7 Optional Seat Depth Slide - add \$42 list (synchro tilt models only)
- 8 Optional Metal Handle - Black Sandtex (BSX) add \$60 list, Nearly Chrome (NCH) add \$79 list

Specifications


- Knit back with molded plywood seat.
- Seat has 2 ½" high density polyurethane foam.
- Knit back conforms to shape for optimal comfort.
- Synchro models are standard with synchronized independent seat and back recline, lock, pneumatic lift, tensions adjustment.
- Polyurethane base, glass reinforced nylon/5-prong/grip ring caster insertion.
- All models standard with 60 mm dual wheel non-hooded black nylon plastic casters.

When ordering Quickship products, place a "Q" in front of model number.
 Example: QPX800L

NOW!
Need it.
 JSI Quickship

Description	1 Model	Specifications				List Price Per Grade	
Mid Back Sit-to-Stand 	PX805 <ul style="list-style-type: none"> · knit back · armless · swivel limited tilt · black polyurethane base · overall height range is 42 ¾ - 50 ¼ · seat height range is 20 - 27 ½ 	Dimensions	D	W	H	COM	\$1,350
		Overall	29 ½	29 ½	50 ¾	A	\$1,358
		Seat	16 ⅞	20 ¾	20	B	\$1,373
		Upholstery	Shipping			COL/C	\$1,399
		COM Ydg	¾	Ctn Wt	50	D	\$1,434
		COL Sq Ft	15	Cu Ft	25	E	\$1,469
						F	\$1,521
						G	\$1,578
						H	\$1,639
						I	\$1,733
Mid Back Sit-to-Stand 	PX805L <ul style="list-style-type: none"> · knit back · arm · swivel limited tilt · black urethane loop arms · black polyurethane base · overall height range is 42 ¾ - 50 ¼ · seat height range is 20 - 27 ½ · arm height range is 29 - 34 ¼ 	Dimensions	D	W	H	COM	\$1,506
		Overall	29 ½	29 ½	50 ¾	A	\$1,515
		Seat	16 ⅞	20 ¾	20	B	\$1,530
		Arm			34 ¼	COL/C	\$1,556
		Upholstery	Shipping			D	\$1,591
		COM Ydg	¾	Ctn Wt	55	E	\$1,625
		COL Sq Ft	15	Cu Ft	25	F	\$1,678
						G	\$1,734
						H	\$1,795
						I	\$1,889
Mid Back Sit-to-Stand 	PX805S <ul style="list-style-type: none"> · knit back · arm · swivel limited tilt · adjustable black urethane, slim profile T arm · black polyurethane base · overall height range is 42 ¾ - 50 ¼ · seat height range is 20 - 27 ½ · arm height range is 27 ⅞ - 36 ½ 	Dimensions	D	W	H	COM	\$1,566
		Overall	29 ½	29 ½	50 ¾	A	\$1,574
		Seat	16 ⅞	20 ¾	20	B	\$1,589
		Arm			36	COL/C	\$1,616
		Upholstery	Shipping			D	\$1,650
		COM Ydg	¾	Ctn Wt	56	E	\$1,685
		COL Sq Ft	15	Cu Ft	25	F	\$1,738
						G	\$1,794
						H	\$1,855
						I	\$1,949
						J	\$2,063
						L1	\$1,806
						L2	\$1,873

Excluded from GSA Contract

Description	1 Model	Specifications				List Price Per Grade	
Mid Back Sit-to-Stand 	PX805C • knit back • arm • swivel limited tilt • black urethane cantilever arm • black polyurethane base • overall height range is 42 ¾ - 50 ¼ • seat height range is 20 - 27 ½ • arm height range is 28 7/8 - 34 1/8	Dimensions	D	W	H	COM	\$1,545
		Overall	29 ½	29 ½	50 ¾	A	\$1,554
		Seat	16 5/8	20 ¾	20	B	\$1,568
		Arm			34 1/8	COL/C	\$1,595
		Upholstery	Shipping			D	\$1,629
		COM Ydg	¾	Ctn Wt	55	E	\$1,664
		COL Sq Ft	15	Cu Ft	25	F	\$1,717
						G	\$1,773
						H	\$1,834
						I	\$1,929
						J	\$2,042
						L1	\$1,785
						L2	\$1,852

To Order, Specify:




- 1 Model Number
- 2 Seat Fabric Selection - vendor, pattern and color
- 3 Knit Back Color Selection
- 4 Optional Aluminum Base - add \$108 list
- 5 Optional Premium Polished Trim Grey Dual Wheel Soft Urethane Caster add \$357 list
- 6 Optional Aluminum Cantilever Arm - Black Cap add \$123 list, Grey Cap add \$153 (cantilever arm models only)
- 7 Optional Metal Handle - Black Sandtex (BSX) add \$60 list, Nearly Chrome (NCH) add \$79 list


Specifications

- Knit back with molded plywood seat.
- Seat has 2 ½" high density polyurethane foam.
- Knit back conforms to shape for optimal comfort.
- Sit-to Stand models are standard with 10 degree tilt, lock, pneumatic lift, tension adjustment.
- Foot ring 9" from floor, reposition with adjustment knob.
- Polyurethane base, glass reinforced nylon/5-prong/grip ring caster insertion.
- All models standard with 60 mm dual wheel non-hooded black nylon plastic casters.

When ordering Quickship products, place a "Q" in front of model number.
Example: QPX800L

NOW!
Need it.
JSI Quickship

Description	1 Model	Specifications				List Price Per Grade	
Mid Back Stool 	PX808 · knit back · armless · swivel limited tilt · black polyurethane base · overall height range is 44 ¾ - 52 ¼ · seat height range is 22 - 29 ½	Dimensions	D	W	H	COM	\$1,275
		Overall	28 ½	28 ½	52 ¾	A	\$1,283
		Seat	16 ⅞	20 ¾	22	B	\$1,299
		Upholstery		Shipping		COL/C	\$1,325
		COM Ydg	¾	Ctn Wt	49	D	\$1,359
		COL Sq Ft	15	Cu Ft	25	E	\$1,394
						F	\$1,447
						G	\$1,503
						H	\$1,564
						I	\$1,658
Mid Back Stool 	PX808L · knit back · arm · swivel limited tilt · black urethane loop arms · black polyurethane base · overall height range is 44 ¾ - 52 ¼ · seat height range is 22 - 29 ½ · arm height range is 31 - 36 ¼ Excluded from GSA Contract	Dimensions	D	W	H	COM	\$1,428
		Overall	28 ½	28 ½	52 ¾	A	\$1,436
		Seat	16 ⅞	20 ¾	22	B	\$1,451
		Arm			36 ¼	COL/C	\$1,477
		Upholstery		Shipping		D	\$1,512
		COM Ydg	¾	Ctn Wt	54	E	\$1,546
		COL Sq Ft	15	Cu Ft	25	F	\$1,600
						G	\$1,656
						H	\$1,717
						I	\$1,811
Mid Back Stool 	PX808S · knit back · arm · swivel limited tilt · adjustable black urethane, slim profile T arm · black polyurethane base · overall height range is 44 ¾ - 52 ¼ · seat height range is 22 - 29 ½ · arm height range is 29 ⅞ - 38 ½	Dimensions	D	W	H	COM	\$1,487
		Overall	28 ½	28 ½	52 ¾	A	\$1,495
		Seat	16 ⅞	20 ¾	22	B	\$1,510
		Arm			38	COL/C	\$1,536
		Upholstery		Shipping		D	\$1,571
		COM Ydg	¾	Ctn Wt	55	E	\$1,605
		COL Sq Ft	15	Cu Ft	25	F	\$1,658
						G	\$1,714
						H	\$1,775
						I	\$1,870

Description	1 Model	Specifications				List Price Per Grade	
Mid Back Stool 	PX808C • knit back • arm • swivel limited tilt • black urethane cantilever arm • black polyurethane base • overall height range is 44 ¾ - 52 ¼ • seat height range is 22 - 29 ½ • arm height range is 30 ¾ - 36 ½	Dimensions	D	W	H	COM	\$1,540
		Overall	28 ½	28 ½	52 ¾	A	\$1,547
		Seat	16 ⅝	20 ¾	22	B	\$1,562
		Arm			36 ⅝	COL/C	\$1,589
		Upholstery	Shipping			D	\$1,624
		COM Ydg	¾	Ctn Wt	54	E	\$1,658
		COL Sq Ft	15	Cu Ft	25	F	\$1,711
						G	\$1,767
						H	\$1,828
						I	\$1,922
						J	\$2,037
						L1	\$1,779
						L2	\$1,847

To Order, Specify:




- 1 Model Number
- 2 Seat Fabric Selection - vendor, pattern and color
- 3 Knit Back Color Selection
- 4 Optional Aluminum Base - add \$108 list
- 5 Optional Premium Polished Trim Grey Dual Wheel Soft Urethane Caster add \$357 list
- 6 Optional Aluminum Cantilever Arm - Black Cap add \$123 list, Grey Cap add \$153 (cantilever arm models only)
- 7 Optional Metal Handle - Black Sandtex (BSX) add \$60 list, Nearly Chrome (NCH) add \$79 list

Specifications


- Knit back with molded plywood seat.
- Seat has 2 ½" high density polyurethane foam.
- Knit back conforms to shape for optimal comfort.
- Stool models are standard with 10 degree tilt, lock, pneumatic lift, tension adjustment.
- Foot ring 13" from floor, reposition with adjustment knob.
- Polyurethane base, glass reinforced nylon/5-prong/grip ring caster insertion.
- All models standard with 60 mm dual wheel non-hooded black nylon plastic casters.

When ordering Quickship products, place a "Q" in front of model number.
 Example: QPX800L

NOW!
Need it.
 JSI Quickship

Description	① Model	Specifications	List Price Per Grade
Low Back 	PX821 <ul style="list-style-type: none"> · upholstered back · armless · swivel tilt · double stitch outer back detail · black polyurethane base · overall height range is 34 - 39 ¼ · seat height range is 17 ¼ - 22 ½ 	Dimensions	COM \$1,185
		D	A \$1,206
		W	B \$1,246
		H	COL/C \$1,317
		Overall	D \$1,409
		Seat	E \$1,499
		Upholstery	F \$1,640
		Shipping	G \$1,791
		COM Ydg	H \$1,953
		COL Sq Ft	I \$2,206
			J \$2,507
			L1 \$1,901
			L2 \$2,104
Low Back 	PX821L <ul style="list-style-type: none"> · upholstered back · arm · swivel tilt · black urethane loop arms · double stitch outer back detail · black polyurethane base · overall height range is 34 - 39 ¼ · seat height range is 17 ¼ - 22 ½ · arm height range is 26 ¼ - 31 ½ 	Dimensions	COM \$1,354
		D	A \$1,375
		W	B \$1,415
		H	COL/C \$1,487
		Overall	D \$1,578
		Seat	E \$1,668
		Arm	F \$1,809
		Upholstery	G \$1,960
		Shipping	H \$2,122
		COM Ydg	I \$2,375
		COL Sq Ft	J \$2,676
			L1 \$2,070
			L2 \$2,273
Low Back 	PX821S <ul style="list-style-type: none"> · upholstered back · arm · swivel tilt · adjustable black urethane, slim profile T arm · double stitch outer back detail · black polyurethane base · overall height range is 34 - 39 ¼ · seat height range is 17 ¼ - 22 ½ · arm height range is 25 ½ - 33 ¾ 	Dimensions	COM \$1,449
		D	A \$1,470
		W	B \$1,510
		H	COL/C \$1,581
		Overall	D \$1,671
		Seat	E \$1,763
		Arm	F \$1,903
		Upholstery	G \$2,055
		Shipping	H \$2,215
		COM Ydg	I \$2,469
		COL Sq Ft	J \$2,771
			L1 \$2,165
			L2 \$2,368

Excluded from GSA Contract

Description	1 Model	Specifications				List Price Per Grade	
Low Back 	PX821C • upholstered back • arm • swivel tilt • black urethane cantilever arm • double stitch outer back detail • black polyurethane base • overall height range is 34 - 39 ¼ • seat height range is 17 ¼ - 22 ½ • arm height range is 26 ½ - 31 ¾	Dimensions	D	W	H	COM	\$1,399
		Overall	28 ½	28 ½	39 ¼	A	\$1,420
		Seat	16 ⅝	20 ¾	17 ¼	B	\$1,460
		Arm			31 ¾	COL/C	\$1,532
		Upholstery	Shipping			D	\$1,622
		COM Ydg	2	Ctn Wt	42	E	\$1,713
		COL Sq Ft	40	Cu Ft	16	F	\$1,853
						G	\$2,005
						H	\$2,166
						I	\$2,419
						J	\$2,722
						L1	\$2,116
						L2	\$2,318

To Order, Specify:




- 1 Model Number
- 2 Fabric Selection - vendor, pattern and color
- 3 Optional Aluminum Base - add \$108 list
- 4 Optional Premium Polished Trim Grey Dual Wheel Soft Urethane Caster add \$357 list
- 5 Optional Aluminum Cantilever Arm - Black Cap add \$123 list, Grey Cap add \$153 (cantilever arm models only)
- 6 Optional Metal Handle - Black Sandtex (BSX) add \$60 list, Nearly Chrome (NCH) add \$79 list
- 7 Optional Back Zipper Detail - add \$76 list (upholstered back models only)
- 8 Optional Conference Preset Height Cylinder - add \$30 list (swivel tilt chairs only)


When ordering Quickship products, place a "Q" in front of model number.
 Example: QPX800L

NOW!
Need it.
 JSI Quickship

Specifications

- One piece molded plywood shell.
- Seat has 2 ½" high density polyurethane foam.
- Back has ¾" high density polyurethane foam.
- Upholstered back models are standard with double stitch outer back detail.
- Swivel tilt models are standard with 20 degree tilt, lock, pneumatic lift, tension adjustment.
- Polyurethane base, glass reinforced nylon/5-prong/grip ring caster insertion.
- All models standard with 60 mm dual wheel non-hooded black nylon plastic casters.

Description	1 Model	Specifications				List Price Per Grade	
Mid Back 	PX822 <ul style="list-style-type: none"> · upholstered back · armless · swivel tilt · double stitch outer back detail · black polyurethane base · overall height range is 39 3/8 - 44 5/8 · seat height range is 17 1/4 - 22 1/2 	Dimensions	D	W	H	COM	\$1,238
		Overall	28 1/2	28 1/2	44 5/8	A	\$1,261
		Seat	16 5/8	20 3/4	17 1/4	B	\$1,306
		Upholstery		Shipping		COL/C	\$1,386
		COM Ydg	2 1/4	Ctn Wt	41	D	\$1,488
		COL Sq Ft	45	Cu Ft	20	E	\$1,591
						F	\$1,749
						G	\$1,919
						H	\$2,101
						I	\$2,383
Mid Back 	PX822L <ul style="list-style-type: none"> · upholstered back · arm · swivel tilt · black urethane loop arms · double stitch outer back detail · black polyurethane base · overall height range is 39 3/8 - 44 5/8 · seat height range is 17 1/4 - 22 1/2 · arm height range is 26 1/4 - 31 1/2 <p>Excluded from GSA Contract</p>	Dimensions	D	W	H	COM	\$1,387
		Overall	28 1/2	28 1/2	44 5/8	A	\$1,410
		Seat	16 5/8	20 3/4	17 1/4	B	\$1,456
		Arm			31 1/2	COL/C	\$1,535
		Upholstery		Shipping		D	\$1,638
		COM Ydg	2 1/4	Ctn Wt	46	E	\$1,740
		COL Sq Ft	45	Cu Ft	20	F	\$1,898
						G	\$2,068
						H	\$2,250
						I	\$2,534
Mid Back 	PX822S <ul style="list-style-type: none"> · upholstered back · arm · swivel tilt · adjustable black urethane, slim profile T arm · double stitch outer back detail · black polyurethane base · overall height range is 39 3/8 - 44 5/8 · seat height range is 17 1/4 - 22 1/2 · arm height range is 25 1/8 - 33 3/4 	Dimensions	D	W	H	COM	\$1,482
		Overall	28 1/2	28 1/2	44 5/8	A	\$1,505
		Seat	16 5/8	20 3/4	17 1/4	B	\$1,552
		Arm			33 3/4	COL/C	\$1,630
		Upholstery		Shipping		D	\$1,733
		COM Ydg	2 1/4	Ctn Wt	47	E	\$1,835
		COL Sq Ft	45	Cu Ft	20	F	\$1,994
						G	\$2,164
						H	\$2,346
						I	\$2,628

Description	1 Model	Specifications				List Price Per Grade	
Mid Back 	PX822C • upholstered back • arm • swivel tilt • black urethane cantilever arm • double stitch outer back detail • black polyurethane base • overall height range is 39 3/8 - 44 5/8 • seat height range is 17 1/4 - 22 1/2 • arm height range is 26 1/8 - 31 3/8	Dimensions	D	W	H	COM	\$1,432
		Overall	28 1/2	28 1/2	44 5/8	A	\$1,455
		Seat	16 5/8	20 3/4	17 1/4	B	\$1,500
		Arm			31 3/8	COL/C	\$1,580
		Upholstery	Shipping			D	\$1,682
		COM Ydg	2 1/4	Ctn Wt	46	E	\$1,785
		COL Sq Ft	45	Cu Ft	20	F	\$1,943
						G	\$2,114
						H	\$2,295
						I	\$2,578
						J	\$2,920
						L1	\$2,237
						L2	\$2,465

To Order, Specify:




- 1 Model Number
- 2 Fabric Selection - vendor, pattern and color
- 3 Optional Aluminum Base - add \$108 list
- 4 Optional Premium Polished Trim Grey Dual Wheel Soft Urethane Caster add \$357 list
- 5 Optional Aluminum Cantilever Arm - Black Cap add \$123 list, Grey Cap add \$153 (cantilever arm models only)
- 6 Optional Metal Handle - Black Sandtex (BSX) add \$60 list, Nearly Chrome (NCH) add \$79 list
- 7 Optional Back Zipper Detail - add \$76 list (upholstered back models only)
- 8 Optional Conference Preset Height Cylinder - add \$30 list (swivel tilt chairs only)


When ordering Quickship products, place a "Q" in front of model number.
 Example: QPX800L

NOW!
Need it.
 JSI Quickship

Specifications

- One piece molded plywood shell.
- Seat has 2 1/2" high density polyurethane foam.
- Back has 3/4" high density polyurethane foam.
- Upholstered back models are standard with double stitch outer back detail.
- Swivel tilt models are standard with 20 degree tilt, lock, pneumatic lift, tension adjustment.
- Polyurethane base, glass reinforced nylon/5-prong/grip ring caster insertion.
- All models standard with 60 mm dual wheel non-hooded black nylon plastic casters.

Description	① Model	Specifications	List Price Per Grade
High Back 	PX823 <ul style="list-style-type: none"> · upholstered back · armless · swivel tilt · double stitch outer back detail · black polyurethane base · overall height range is 45 7/8" - 51 1/8" · seat height range is 17 1/4" - 22 1/2" 	Dimensions	COM \$1,301
		Overall 28 1/2" 28 1/2" 51 1/8"	A \$1,327
		Seat 16 5/8" 20 3/4" 17 1/4"	B \$1,376
		Upholstery	COL/C \$1,465
		Shipping	D \$1,579
		COM Ydg 2 1/2" Ctn Wt 45	E \$1,692
		COL Sq Ft 50 Cu Ft 25	F \$1,869
			G \$2,058
			H \$2,260
			I \$2,575
High Back 	PX823L <ul style="list-style-type: none"> · upholstered back · arm · swivel tilt · black urethane loop arm · double stitch outer back detail · black polyurethane base · overall height range is 45 7/8" - 51 1/8" · seat height range is 17 1/4" - 22 1/2" · arm height range is 26 1/4" - 31 1/2" <p>Excluded from GSA Contract</p>	Dimensions	COM \$1,450
		Overall 28 1/2" 28 1/2" 51 1/8"	A \$1,476
		Seat 16 5/8" 20 3/4" 17 1/4"	B \$1,525
		Arm 31 1/2"	COL/C \$1,615
		Upholstery	D \$1,728
		Shipping	E \$1,843
		COM Ydg 2 1/2" Ctn Wt 50	F \$2,018
		COL Sq Ft 50 Cu Ft 25	G \$2,208
			H \$2,409
			I \$2,724
High Back 	PX823S <ul style="list-style-type: none"> · upholstered back · arm · swivel tilt · adjustable black urethane, slim profile T arm · double stitch outer back detail · black polyurethane base · overall height range is 45 7/8" - 51 1/8" · seat height range is 17 1/4" - 22 1/2" · arm height range is 25 1/8" - 33 3/4" 	Dimensions	COM \$1,546
		Overall 28 1/2" 28 1/2" 51 1/8"	A \$1,573
		Seat 16 5/8" 20 3/4" 17 1/4"	B \$1,622
		Arm 33 3/4"	COL/C \$1,711
		Upholstery	D \$1,825
		Shipping	E \$1,939
		COM Ydg 2 1/2" Ctn Wt 51	F \$2,115
		COL Sq Ft 50 Cu Ft 25	G \$2,305
			H \$2,505
			I \$2,820

Description	1 Model	Specifications				List Price Per Grade	
High Back 	PX823C • upholstered back • arm • swivel tilt • black urethane cantilever arm • double stitch outer back detail • black polyurethane base • overall height range is 45 7/8" - 51 1/8" • seat height range is 17 1/4" - 22 1/2" • arm height range is 26 1/8" - 31 3/8"	Dimensions	D	W	H	COM	\$1,495
		Overall	28 1/2"	28 1/2"	51 1/8"	A	\$1,521
		Seat	16 5/8"	20 3/4"	17 1/4"	B	\$1,571
		Arm			31 3/8"	COL/C	\$1,659
		Upholstery	Shipping			D	\$1,773
		COM Ydg	2 1/2"	Ctn Wt	50	E	\$1,887
		COL Sq Ft	50	Cu Ft	25	F	\$2,063
						G	\$2,252
						H	\$2,454
						I	\$2,769
						J	\$3,147
						L1	\$2,391
						L2	\$2,644

To Order, Specify:




- 1 Model Number
- 2 Fabric Selection - vendor, pattern and color
- 3 Optional Aluminum Base - add \$108 list
- 4 Optional Premium Polished Trim Grey Dual Wheel Soft Urethane Caster add \$357 list
- 5 Optional Aluminum Cantilever Arm - Black Cap add \$123 list, Grey Cap add \$153 (cantilever arm models only)
- 6 Optional Metal Handle - Black Sandtex (BSX) add \$60 list, Nearly Chrome (NCH) add \$79 list
- 7 Optional Back Zipper Detail - add \$76 list (upholstered back models only)
- 8 Optional Conference Preset Height Cylinder - add \$30 list (swivel tilt chairs only)


Specifications

- One piece molded plywood shell.
- Seat has 2 1/2" high density polyurethane foam.
- Back has 3/4" high density polyurethane foam.
- Upholstered back models are standard with double stitch outer back detail.
- Swivel tilt models are standard with 20 degree tilt, lock, pneumatic lift, tension adjustment.
- High back models standard with back pull - stitch detail.
- Polyurethane base, glass reinforced nylon/5-prong/grip ring caster insertion.
- All models standard with 60 mm dual wheel non-hooded black nylon plastic casters.

When ordering Quickship products, place a "Q" in front of model number.
 Example: QPX800L

NOW!
Need it.
 JSI Quickship

Description	1 Model	Specifications				List Price Per Grade	
Mid Back 	PX812 <ul style="list-style-type: none"> · upholstered back · armless · synchro tilt · double stitch outer back detail · black polyurethane base · overall height range is 40 7/8 - 46 1/8 · seat height range is 18 3/4 - 24 	Dimensions	D	W	H	COM	\$1,501
		Overall	28 1/2	28 1/2	46 1/8	A	\$1,524
		Seat	16 5/8	20 3/4	18 3/4	B	\$1,571
		Upholstery		Shipping		COL/C	\$1,650
		COM Ydg	2 1/4	Ctn Wt	46	D	\$1,752
		COL Sq Ft	45	Cu Ft	20	E	\$1,855
						F	\$2,014
						G	\$2,184
						H	\$2,366
						I	\$2,648
Mid Back 	PX812L <ul style="list-style-type: none"> · upholstered back · arm · synchro tilt · black urethane loop arms · double stitch outer back detail · black polyurethane base · overall height range is 40 7/8 - 46 1/8 · seat height range is 18 3/4 - 24 · arm height range is 27 3/4 - 33 <p>Excluded from GSA Contract</p>	Dimensions	D	W	H	COM	\$1,651
		Overall	28 1/2	28 1/2	46 1/8	A	\$1,675
		Seat	16 5/8	20 3/4	18 3/4	B	\$1,721
		Arm			33	COL/C	\$1,800
		Upholstery		Shipping		D	\$1,901
		COM Ydg	2 1/4	Ctn Wt	51	E	\$2,004
		COL Sq Ft	45	Cu Ft	20	F	\$2,163
						G	\$2,333
						H	\$2,515
						I	\$2,797
Mid Back 	PX812S <ul style="list-style-type: none"> · upholstered back · arm · synchro tilt · adjustable black urethane, slim profile T arm · double stitch outer back detail · black polyurethane base · overall height range is 40 7/8 - 46 1/8 · seat height range is 18 3/4 - 24 · arm height range is 26 5/8 - 35 	Dimensions	D	W	H	COM	\$1,747
		Overall	28 1/2	28 1/2	46 1/8	A	\$1,770
		Seat	16 5/8	20 3/4	18 3/4	B	\$1,815
		Arm			35	COL/C	\$1,895
		Upholstery		Shipping		D	\$1,997
		COM Ydg	2 1/4	Ctn Wt	52	E	\$2,100
		COL Sq Ft	45	Cu Ft	20	F	\$2,258
						G	\$2,429
						H	\$2,610
						I	\$2,893

Description	1 Model	Specifications				List Price Per Grade	
Mid Back 	PX812C • upholstered back • arm • synchro tilt • black urethane cantilever arm • double stitch outer back detail • black polyurethane base • overall height range is 40 7/8 - 46 1/8 • seat height range is 18 3/4 - 24 • arm height range is 27 5/8 - 32 7/8	Dimensions	D	W	H	COM	\$1,697
		Overall	28 1/2	28 1/2	46 1/8	A	\$1,719
		Seat	16 5/8	20 3/4	18 3/4	B	\$1,765
		Arm			32 7/8	COL/C	\$1,845
		Upholstery		Shipping		D	\$1,947
		COM Ydg	2 1/4	Ctn Wt	51	E	\$2,049
		COL Sq Ft	45	Cu Ft	20	F	\$2,208
						G	\$2,378
						H	\$2,560
						I	\$2,842
						J	\$3,184
						L1	\$2,502
						L2	\$2,730

To Order, Specify:




- 1 Model Number
- 2 Fabric Selection - vendor, pattern and color
- 3 Optional Aluminum Base - add \$108 list
- 4 Optional Premium Polished Trim Grey Dual Wheel Soft Urethane Caster add \$357 list
- 5 Optional Aluminum Cantilever Arm - Black Cap add \$123 list, Grey Cap add \$153 (cantilever arm models only)
- 6 Optional Metal Handle - Black Sandtex (BSX) add \$60 list, Nearly Chrome (NCH) add \$79 list
- 7 Optional Back Zipper Detail - add \$76 list (upholstered back models only)
- 8 Optional Conference Preset Height Cylinder - add \$30 list (swivel tilt chairs only)


Specifications

- One piece molded plywood shell.
- Seat has 2 1/2" high density polyurethane foam.
- Back has 3/4" high density polyurethane foam.
- Upholstered back models are standard with double stitch outer back detail.
- Swivel tilt models are standard with 20 degree tilt, lock, pneumatic lift, tension adjustment.
- High back models standard with back pull - stitch detail.
- Polyurethane base, glass reinforced nylon/5-prong/grip ring caster insertion.
- All models standard with 60 mm dual wheel non-hooded black nylon plastic casters.

When ordering Quickship products, place a "Q" in front of model number.
 Example: QPX800L

NOW!
Need it.
 JSI Quickship

Description	① Model	Specifications				List Price Per Grade	
<div>High Back</div> <div>NOW!</div> 	PX813 <ul style="list-style-type: none">· upholstered back· armless· synchro tilt· double stitch outer back detail· black polyurethane base· overall height range is 47 ¾ - 52 ½· seat height range is 18 ¾ - 24	Dimensions	D	W	H	COM	\$1,525
		Overall	28 ½	28 ½	52 ¾	A	\$1,553
		Seat	16 ⅝	20 ¾	18 ¾	B	\$1,602
		Upholstery		Shipping		COL/C	\$1,690
		COM Ydg	2 ½	Ctn Wt	50	D	\$1,804
		COL Sq Ft	50	Cu Ft	25	E	\$1,918
						F	\$2,094
						G	\$2,284
						H	\$2,485
						I	\$2,800
						J	\$3,178
						L1	\$2,421
						L2	\$2,674
<div>High Back</div> <div>NOW!</div> 	PX813L <ul style="list-style-type: none">· upholstered back· arm· synchro tilt· black urethane loop arms· double stitch outer back detail· black polyurethane base· overall height range is 47 ¾ - 52 ½· seat height range is 18 ¾ - 24· arm height range is 27 ¾ - 33 <div>Excluded from GSA Contract</div>	Dimensions	D	W	H	COM	\$1,676
		Overall	28 ½	28 ½	52 ¾	A	\$1,702
		Seat	16 ⅝	20 ¾	18 ¾	B	\$1,751
		Arm			33	COL/C	\$1,839
		Upholstery		Shipping		D	\$1,954
		COM Ydg	2 ½	Ctn Wt	55	E	\$2,067
		COL Sq Ft	50	Cu Ft	25	F	\$2,244
						G	\$2,433
						H	\$2,634
						I	\$2,950
						J	\$3,328
						L1	\$2,571
						L2	\$2,825
<div>High Back</div> <div>NOW!</div> 	PX813S <ul style="list-style-type: none">· upholstered back· arm· synchro tilt· adjustable black urethane, slim profile T arm· double stitch outer back detail· black polyurethane base· overall height range is 47 ¾ - 52 ½· seat height range is 18 ¾ - 24· arm height range is 26 ½ - 35	Dimensions	D	W	H	COM	\$1,771
		Overall	28 ½	28 ½	52 ¾	A	\$1,797
		Seat	16 ⅝	20 ¾	18 ¾	B	\$1,847
		Arm			35	COL/C	\$1,935
		Upholstery		Shipping		D	\$2,049
		COM Ydg	2 ½	Ctn Wt	56	E	\$2,163
		COL Sq Ft	50	Cu Ft	25	F	\$2,339
						G	\$2,528
						H	\$2,730
						I	\$3,045
						J	\$3,423
						L1	\$2,667
						L2	\$2,920

Description	1 Model	Specifications				List Price Per Grade	
High Back 	PX813C • upholstered back • arm • synchro tilt • black urethane cantilever arm • double stitch outer back detail • black polyurethane base • overall height range is 47 3/8" - 52 5/8" • seat height range is 18 3/4" - 24" • arm height range is 27 5/8" - 32 7/8"	Dimensions	D	W	H	COM	\$1,719
		Overall	28 1/2"	28 1/2"	52 5/8"	A	\$1,746
		Seat	16 5/8"	20 3/4"	18 3/4"	B	\$1,795
		Arm			32 7/8"	COL/C	\$1,884
		Upholstery	Shipping			D	\$1,997
		COM Ydg	2 1/2"	Ctn Wt	55	E	\$2,111
		COL Sq Ft	50	Cu Ft	25	F	\$2,287
						G	\$2,477
						H	\$2,679
						I	\$2,994
						J	\$3,372
						L1	\$2,615
						L2	\$2,868

To Order, Specify:




- 1 Model Number
- 2 Fabric Selection - vendor, pattern and color
- 3 Optional Aluminum Base - add \$108 list
- 4 Optional Premium Polished Trim Grey Dual Wheel Soft Urethane Caster add \$357 list
- 5 Optional Aluminum Cantilever Arm - Black Cap add \$123 list, Grey Cap add \$153 (cantilever arm models only)
- 6 Optional Seat Depth Slide - add \$42 list (synchro tilt models only)
- 7 Optional Metal Handle - Black Sandtex (BSX) add \$60 list, Nearly Chrome (NCH) add \$79 list
- 8 Optional Back Zipper Detail - add \$76 list (upholstered back models only)


When ordering Quickship products, place a "Q" in front of model number.
 Example: QPX800L

NOW!
Need it.
 JSI Quickship

Specifications

- Two piece molded plywood seat and back.
- Seat has 2 1/2" high density polyurethane foam.
- Back has 3/4" high density polyurethane foam.
- Upholstered back models are standard with double stitch outer back detail.
- Synchro models are standard with synchronized independent seat and back recline, lock pneumatic lift, tension adjustment, 6 position, 2 1/2" back height adjustment.
- High back models standard with back pull - stitch detail.
- Polyurethane base, glass reinforced nylon/5-prong/grip ring caster insertion.
- All models standard with 60 mm dual wheel non-hooded black nylon plastic casters.

Description	① Model	Specifications				List Price Per Grade	
Low Back Sit-to-Stand 	PX824 <ul style="list-style-type: none"> · upholstered back · armless · swivel limited tilt · double stitch outer back detail · black polyurethane base · overall height range is 36 ¾ - 44 ¼ · seat height range is 20 - 27 ½ 	Dimensions	D	W	H	COM	\$1,517
		Overall	29 ½	29 ½	44 ¼	A	\$1,537
		Seat	16 ⅝	20 ¾	20	B	\$1,578
		Upholstery	Shipping			COL/C	\$1,649
		COM Ydg	2	Ctn Wt	46	D	\$1,740
		COL Sq Ft	40	Cu Ft	21	E	\$1,831
						F	\$1,971
						G	\$2,123
						H	\$2,284
						I	\$2,537
Low Back Sit-to-Stand 	PX824L <ul style="list-style-type: none"> · upholstered back · arm · swivel limited tilt · black urethane loop arms · double stitch outer back detail · black polyurethane base · overall height range is 36 ¾ - 44 ¼ · seat height range is 20 - 27 ½ · arm height range is 29 - 34 ¼ <p>Excluded from GSA Contract</p>	Dimensions	D	W	H	COM	\$1,686
		Overall	29 ½	29 ½	44 ¼	A	\$1,706
		Seat	16 ⅝	20 ¾	20	B	\$1,747
		Arm			34 ¼	COL/C	\$1,818
		Upholstery	Shipping			D	\$1,909
		COM Ydg	2	Ctn Wt	51	E	\$2,000
		COL Sq Ft	40	Cu Ft	21	F	\$2,140
						G	\$2,292
						H	\$2,453
						I	\$2,706
Low Back Sit-to-Stand 	PX824S <ul style="list-style-type: none"> · upholstered back · arm · swivel limited tilt · adjustable black urethane, slim profile T arm · double stitch outer back detail · black polyurethane base · overall height range is 36 ¾ - 44 ¼ · seat height range is 20 - 27 ½ · arm height range is 27 ⅞ - 36 ½ 	Dimensions	D	W	H	COM	\$1,782
		Overall	29 ½	29 ½	44 ¼	A	\$1,802
		Seat	16 ⅝	20 ¾	20	B	\$1,843
		Arm			36	COL/C	\$1,913
		Upholstery	Shipping			D	\$2,004
		COM Ydg	2	Ctn Wt	52	E	\$2,095
		COL Sq Ft	40	Cu Ft	21	F	\$2,235
						G	\$2,388
						H	\$2,548
						I	\$2,801

Description	1 Model	Specifications				List Price Per Grade	
Low Back Sit-to-Stand 	PX824C • upholstered back • arm • swivel limited tilt • black urethane cantilever arm • double stitch outer back detail • black polyurethane base • overall height range is 36 ¾ - 44 ¼ • seat height range is 20 - 27 ½ • arm height range is 28 ¾ - 34 ½	Dimensions	D	W	H	COM	\$1,730
		Overall	29 ½	29 ½	44 ¼	A	\$1,751
		Seat	16 ⅝	20 ¾	20	B	\$1,791
		Arm			34 ⅝	COL/C	\$1,863
		Upholstery	Shipping			D	\$1,954
		COM Ydg	2	Ctn Wt	51	E	\$2,044
		COL Sq Ft	40	Cu Ft	21	F	\$2,185
						G	\$2,336
						H	\$2,498
						I	\$2,751
						J	\$3,052
						L1	\$2,446
						L2	\$2,649

To Order, Specify:




- 1 Model Number
- 2 Fabric Selection - vendor, pattern and color
- 3 Optional Aluminum Base - add \$108 list
- 4 Optional Premium Polished Trim Grey Dual Wheel Soft Urethane Caster add \$357 list
- 5 Optional Aluminum Cantilever Arm - Black Cap add \$123 list, Grey Cap add \$153 (cantilever arm models only)
- 6 Optional Metal Handle - Black Sandtex (BSX) add \$60 list, Nearly Chrome (NCH) add \$79 list
- 7 Optional Back Zipper Detail - add \$76 list (upholstered back models only)

Specifications


- One piece molded plywood shell.
- Seat has 2 ½" high density polyurethane foam.
- Back has ¾" high density polyurethane foam.
- Upholstered back models are standard with double stitch outer back detail.
- Sit-to-Stand models are standard with 10 degree tilt, lock, pneumatic lift, tension adjustment.
- Foot ring 9" from floor, reposition with adjustment knob.
- Polyurethane base, glass reinforced nylon/5-prong/grip ring caster insertion.
- All models standard with 60 mm dual wheel non-hooded black nylon plastic casters.

When ordering Quickship products, place a "Q" in front of model number.
 Example: QPX800L

NOW!
Need it.
 JSI Quickship

Description	1 Model	Specifications				List Price Per Grade	
Mid Back Sit-to-Stand 	PX825 <ul style="list-style-type: none"> · upholstered back · armless · swivel limited tilt · double stitch outer back detail · black polyurethane base · overall height range is 42 1/8 - 49 3/8 · seat height range is 20 - 27 1/2 	Dimensions	D	W	H	COM	\$1,568
		Overall	29 1/2	29 1/2	49 3/8	A	\$1,592
		Seat	16 5/8	20 3/4	20	B	\$1,638
		Upholstery	Shipping			COL/C	\$1,717
		COM Ydg	2 1/4	Ctn Wt	50	D	\$1,819
		COL Sq Ft	45	Cu Ft	25	E	\$1,921
						F	\$2,080
						G	\$2,250
						H	\$2,432
						I	\$2,715
Mid Back Sit-to-Stand 	PX825L <ul style="list-style-type: none"> · upholstered back · arm · swivel limited tilt · black urethane loop arms · double stitch outer back detail · black polyurethane base · overall height range is 42 1/8 - 49 3/8 · seat height range is 20 - 27 1/2 · arm height range is 29 - 34 1/4 	Dimensions	D	W	H	COM	\$1,719
		Overall	29 1/2	29 1/2	49 3/8	A	\$1,742
		Seat	16 5/8	20 3/4	20	B	\$1,788
		Arm			34 1/4	COL/C	\$1,868
		Upholstery	Shipping			D	\$1,970
		COM Ydg	2 1/4	Ctn Wt	55	E	\$2,073
		COL Sq Ft	45	Cu Ft	25	F	\$2,231
						G	\$2,401
						H	\$2,583
						I	\$2,866
Mid Back Sit-to-Stand 	PX825S <ul style="list-style-type: none"> · upholstered back · arm · swivel limited tilt · adjustable black urethane, slim profile T arm · double stitch outer back detail · black polyurethane base · overall height range is 42 1/8 - 49 3/8 · seat height range is 20 - 27 1/2 · arm height range is 27 3/8 - 36 1/2 	Dimensions	D	W	H	COM	\$1,813
		Overall	29 1/2	29 1/2	49 3/8	A	\$1,836
		Seat	16 5/8	20 3/4	20	B	\$1,882
		Arm			36	COL/C	\$1,961
		Upholstery	Shipping			D	\$2,064
		COM Ydg	2 1/4	Ctn Wt	56	E	\$2,166
		COL Sq Ft	45	Cu Ft	25	F	\$2,325
						G	\$2,496
						H	\$2,676
						I	\$2,960

Excluded from GSA Contract

Description	1 Model	Specifications				List Price Per Grade	
Mid Back Sit-to-Stand 	PX825C <ul style="list-style-type: none"> • upholstered back • arm • swivel limited tilt • black urethane cantilever arm • double stitch outer back detail • black polyurethane base • overall height range is 42 1/8 - 49 5/8 • seat height range is 20 - 27 1/2 • arm height range is 28 7/8 - 34 1/8 	Dimensions	D	W	H	COM	\$1,764
		Overall	29 1/2	29 1/2	49 5/8	A	\$1,787
		Seat	16 5/8	20 3/4	20	B	\$1,833
		Arm			34 1/8	COL/C	\$1,912
		Upholstery	Shipping			D	\$2,015
		COM Ydg	2 1/4	Ctn Wt	55	E	\$2,117
		COL Sq Ft	45	Cu Ft	25	F	\$2,275
						G	\$2,445
						H	\$2,627
						I	\$2,911
						J	\$3,252
						L1	\$2,570
						L2	\$2,797

To Order, Specify:




- 1 Model Number
- 2 Fabric Selection - vendor, pattern and color
- 3 Optional Aluminum Base - add \$108 list
- 4 Optional Premium Polished Trim Grey Dual Wheel Soft Urethane Caster add \$357 list
- 5 Optional Aluminum Cantilever Arm - Black Cap add \$123 list, Grey Cap add \$153 (cantilever arm models only)
- 6 Optional Metal Handle - Black Sandtex (BSX) add \$60 list, Nearly Chrome (NCH) add \$79 list
- 7 Optional Back Zipper Detail - add \$76 list (upholstered back models only)


When ordering Quickship products, place a "Q" in front of model number.
Example: QPX800L

NOW!
Need it.
JSI Quickship

Specifications

- One piece molded plywood shell.
- Seat has 2 1/2" high density polyurethane foam.
- Back has 3/4" high density polyurethane foam.
- Upholstered back models are standard with double stitch outer back detail.
- Sit-to-Stand models are standard with 10 degree tilt, lock, pneumatic lift, tension adjustment.
- Foot ring 9" from floor, reposition with adjustment knob.
- Polyurethane base, glass reinforced nylon/5-prong/grip ring caster insertion.
- All models standard with 60 mm dual wheel non-hooded black nylon plastic casters.

Description	1 Model	Specifications				List Price Per Grade	
<div>Low Back Stool</div> <div>NOW!</div> 	<div>PX827</div> <ul style="list-style-type: none">• upholstered back• armless• swivel limited tilt• double stitch outer back detail• black polyurethane base• overall height range is 38 ¾ - 46 ¼• seat height range is 22 - 29 ½	Dimensions	D	W	H	COM	\$1,452
		Overall	28 ½	28 ½	46 ¼	A	\$1,473
		Seat	16 ⅝	20 ¾	22	B	\$1,513
		Upholstery	Shipping			COL/C	\$1,584
		COM Ydg	2	Ctn Wt	45	D	\$1,676
		COL Sq Ft	40	Cu Ft	21	E	\$1,766
						F	\$1,907
						G	\$2,058
						H	\$2,220
						I	\$2,473
						J	\$2,775
						L1	\$2,169
						L2	\$2,371
<div>Low Back Stool</div> <div>NOW!</div> 	<div>PX827L</div> <ul style="list-style-type: none">• upholstered back• arm• swivel limited tilt• black urethane loop arms• double stitch outer back detail• black polyurethane base• overall height range is 38 ¾ - 46 ¼• seat height range is 22 - 29 ½• arm height range is 31 - 36 ¼ <div>Excluded from GSA Contract</div>	Dimensions	D	W	H	COM	\$1,624
		Overall	28 ½	28 ½	46 ¼	A	\$1,644
		Seat	16 ⅝	20 ¾	22	B	\$1,685
		Arm	36 ¼			COL/C	\$1,755
		Upholstery	Shipping			D	\$1,847
		COM Ydg	2	Ctn Wt	50	E	\$1,937
		COL Sq Ft	40	Cu Ft	21	F	\$2,078
						G	\$2,230
						H	\$2,391
						I	\$2,644
						J	\$2,946
						L1	\$2,340
						L2	\$2,542
<div>Low Back Stool</div> <div>NOW!</div> 	<div>PX827S</div> <ul style="list-style-type: none">• upholstered back• arm• swivel limited tilt• adjustable black urethane, slim profile T arm• double stitch outer back detail• black polyurethane base• overall height range is 38 ¾ - 46 ¼• seat height range is 22 - 29 ½• arm height range is 29 ⅝ - 38 ½	Dimensions	D	W	H	COM	\$1,717
		Overall	28 ½	28 ½	46 ¼	A	\$1,738
		Seat	16 ⅝	20 ¾	22	B	\$1,777
		Arm	38			COL/C	\$1,849
		Upholstery	Shipping			D	\$1,940
		COM Ydg	2	Ctn Wt	51	E	\$2,031
		COL Sq Ft	40	Cu Ft	21	F	\$2,171
						G	\$2,323
						H	\$2,484
						I	\$2,736
						J	\$3,039
						L1	\$2,433
						L2	\$2,636

Description	1 Model	Specifications				List Price Per Grade	
Low Back Stool 	PX827C <ul style="list-style-type: none"> • upholstered back • arm • swivel limited tilt • black urethane cantilever arm • double stitch outer back detail • black polyurethane base • overall height range is 38 ¾ - 46 ¼ • seat height range is 22 - 29 ½ • arm height range is 30 ¾ - 36 ½ 	Dimensions	D	W	H	COM	\$1,666
		Overall	28 ½	28 ½	46 ¼	A	\$1,687
		Seat	16 ⅝	20 ¾	22	B	\$1,727
		Arm			36 ½	COL/C	\$1,798
		Upholstery	Shipping			D	\$1,889
		COM Ydg	2	Ctn Wt	50	E	\$1,980
		COL Sq Ft	40	Cu Ft	21	F	\$2,121
						G	\$2,272
						H	\$2,433
						I	\$2,686
						J	\$2,988
						L1	\$2,382
						L2	\$2,585

To Order, Specify:




- 1 Model Number
- 2 Fabric Selection - vendor, pattern and color
- 3 Optional Aluminum Base - add \$108 list
- 4 Optional Premium Polished Trim Grey Dual Wheel Soft Urethane Caster add \$357 list
- 5 Optional Aluminum Cantilever Arm - Black Cap add \$123 list, Grey Cap add \$153 (cantilever arm models only)
- 6 Optional Metal Handle - Black Sandtex (BSX) add \$60 list, Nearly Chrome (NCH) add \$79 list
- 7 Optional Back Zipper Detail - add \$76 list (upholstered back models only)

Specifications


- One piece molded plywood shell.
- Seat has 2 ½" high density polyurethane foam.
- Back has ¾" high density polyurethane foam.
- Upholstered back models are standard with double stitch outer back detail.
- Sit-to-Stand models are standard with 10 degree tilt, lock, pneumatic lift, tension adjustment.
- Foot ring 9" from floor, reposition with adjustment knob.
- Polyurethane base, glass reinforced nylon/5-prong/grip ring caster insertion.
- All models standard with 60 mm dual wheel non-hooded black nylon plastic casters.

When ordering Quickship products, place a "Q" in front of model number.
Example: QPX800L

NOW!
Need it.
JSI Quickship

Description	1 Model	Specifications				List Price Per Grade	
Mid Back Stool 	PX828 <ul style="list-style-type: none"> · upholstered back · armless · swivel limited tilt · double stitch outer back detail · black polyurethane base · overall height range is 44 1/8 - 51 1/8 · seat height range is 22 - 29 1/2 	Dimensions	D	W	H	COM	\$1,505
		Overall	28 1/2	28 1/2	51 1/8	A	\$1,529
		Seat	16 5/8	20 3/4	22	B	\$1,574
		Upholstery		Shipping		COL/C	\$1,654
		COM Ydg	2 1/4	Ctn Wt	49	D	\$1,755
		COL Sq Ft	45	Cu Ft	25	E	\$1,858
						F	\$2,017
						G	\$2,187
						H	\$2,369
						I	\$2,651
Mid Back Stool 	PX828L <ul style="list-style-type: none"> · upholstered back · arm · swivel limited tilt · black urethane loop arms · double stitch outer back detail · black polyurethane base · overall height range is 44 1/8 - 51 1/8 · seat height range is 22 - 29 1/2 · arm height range is 31 - 36 1/4 	Dimensions	D	W	H	COM	\$1,657
		Overall	28 1/2	28 1/2	51 1/8	A	\$1,680
		Seat	16 5/8	20 3/4	22	B	\$1,726
		Arm			36 1/4	COL/C	\$1,806
		Upholstery		Shipping		D	\$1,908
		COM Ydg	2 1/4	Ctn Wt	54	E	\$2,010
		COL Sq Ft	45	Cu Ft	25	F	\$2,169
						G	\$2,339
						H	\$2,521
						I	\$2,804
Mid Back Stool 	PX828S <ul style="list-style-type: none"> · upholstered back · arm · swivel limited tilt · adjustable black urethane, slim profile T arm · double stitch outer back detail · black polyurethane base · overall height range is 44 1/8 - 51 1/8 · seat height range is 22 - 29 1/2 	Dimensions	D	W	H	COM	\$1,750
		Overall	28 1/2	28 1/2	51 1/8	A	\$1,773
		Seat	16 5/8	20 3/4	22	B	\$1,819
		Arm			38	COL/C	\$1,898
		Upholstery		Shipping		D	\$2,001
		COM Ydg	2 1/4	Ctn Wt	55	E	\$2,103
		COL Sq Ft	45	Cu Ft	25	F	\$2,262
						G	\$2,432
						H	\$2,613
						I	\$2,897

Excluded from GSA Contract

Description	1 Model	Specifications				List Price Per Grade	
Mid Back Stool 	PX828C • upholstered back • arm • swivel limited tilt • black urethane cantilever arm • double stitch outer back detail • black polyurethane base • overall height range is 44 1/8" - 51 1/8" • seat height range is 22" - 29 1/2" • arm height range is 30 3/8" - 36 1/8"	Dimensions	D	W	H	COM	\$1,700
		Overall	28 1/2"	28 1/2"	51 1/8"	A	\$1,723
		Seat	16 5/8"	20 3/4"	22"	B	\$1,768
		Arm			36 1/8"	COL/C	\$1,848
		Upholstery		Shipping		D	\$1,951
		COM Ydg	2 1/4"	Ctn Wt	54	E	\$2,053
		COL Sq Ft	45	Cu Ft	25	F	\$2,211
						G	\$2,381
						H	\$2,563
						I	\$2,846
						J	\$3,188
						L1	\$2,505
						L2	\$2,733

To Order, Specify:

- 1 Model Number
- 2 Fabric Selection - vendor, pattern and color
- 3 Optional Aluminum Base - add \$108 list
- 4 Optional Premium Polished Trim Grey Dual Wheel Soft Urethane Caster add \$357 list
- 5 Optional Aluminum Cantilever Arm - Black Cap add \$123 list, Grey Cap add \$153 (cantilever arm models only)
- 6 Optional Metal Handle - Black Sandtex (BSX) add \$60 list, Nearly Chrome (NCH) add \$79 list
- 7 Optional Back Zipper Detail - add \$76 list (upholstered back models only)

Specifications

- One piece molded plywood shell.
- Seat has 2 1/2" high density polyurethane foam.
- Back has 3/4" high density polyurethane foam.
- Upholstered back models are standard with double stitch outer back detail.
- Sit-to-Stand models are standard with 10 degree tilt, lock, pneumatic lift, tension adjustment.
- Foot ring 9" from floor, reposition with adjustment knob.
- Polyurethane base, glass reinforced nylon/5-prong/grip ring caster insertion.
- All models standard with 60 mm dual wheel non-hooded black nylon plastic casters.

When ordering Quickship products, place a "Q" in front of model number.
 Example: QPX800L

NOW!
Need it.
 JSI Quickship

Ramona Order Check List:



- Specify:
- ☐ 1. Model Number
 - ☐ 2. Wood Species - Maple (M)
 - ☐ 3. Wood Finish
 - ☐ 4. Fabric Selection - vendor, pattern and color
 - ☐ 5. Optional Rubber Cushion Nylon Glides - no upcharge

Example:

RA2581C	M	AUB	MOMENTUM	VOX	MYSTIC
(model #)	(wood species)	(finish)	(fabric vendor)	(pattern name)	(pattern color)

1. Model Number

2. Wood Species - Maple (M)

3. Wood Finish Options:

CAG Aged Ash Coordinate	CFO Fossil Coordinate
CAL Ale Light Coordinate	CGR Graphite Coordinate
ALM Ale Medium	HRV Harvest
AUB Auburn	CHL High Line Coordinate
BRL Barley	CKC Khaki Coordinate
CBE Blonde Echo Coordinate	LGC Legacy
CBO Bourbon Light Coordinate	MCH Mocha
BBM Bourbon Medium	NTO Night Owl
CBZ Brazilwood Coordinate	COA Oatmeal Cookie Coordinate
CBG Brighton Light Coordinate	CPI Pinnacle Walnut Coordinate
BRM Brighton Medium	PRL Praline
BUT Butterscotch	SAF Saffron
CIN Cinnamon	SIE Sienna
CLA Classic	CST Studio Teak Coordinate
CCF Coffee Coordinate	TOF Toffee
CLL Collectors	TRF Truffle
CCR Cremello Coordinate	VEN Venetian
EAR Earthy	CVI Vintage Coordinate
ESP Espresso	CWH Walnut Heights Coordinate
FLX Flax	CWE Weathered Ash Coordinate
CFL Florence Walnut Coordinate	

4. Fabric Selection - Please supply the following:
Fabric vendor/Pattern name/Pattern color

[For a complete list of JSI Standard and Graded-In Textiles click here](#)

When specifying contrasting upholstery, indicate clearly which upholstery is to be applied to the seat and back. Use higher grade pricing.

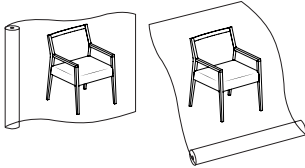
- Indicate direction of fabric - Railroaded or Up the Roll
- Please provide illustration, if available

All COM orders must include the following:

- Vendor's name, pattern name and color
- Sample of the fabric attached to order
- Model numbers of items for fabric application
- Special application instructions (e.g., all stripes will be applied front to back unless specified otherwise)
- Customer and purchase order number


Ship prepaid COM material to:
JSI
Attn: COM Dept
201 East Martin Street
Receiving B, Dock 71
Orleans, IN 47452

Application of fabric:
Railroaded Up the Roll




All COM orders will ship at standard lead time from receipt of COM except for orders requiring special custom matched finishes.

5. Optional Rubber Cushion Nylon Glides - no upcharge

Description	① Model	Specifications			List Price Per Grade		
<div>Guest Chair</div> <div><div>NOW!</div></div>	<div>RA2581C</div> <div><div>· upholstered seat</div><div>· wood back slats</div></div>	Dimensions	D	W	H	COM	\$971
		Overall	25 ¼	22 ½	32 ¼	A	\$989
		Seat	19 ¾	19 ¾	18	B	\$1,012
		Arm			24 ¾	COL/C	\$1,055
		Upholstery		Shipping		D	\$1,107
		COM Ydg	1	Ctn Wt	22	E	\$1,161
		COL Sq Ft	18	Cu Ft	14	F	\$1,242
						G	\$1,331
						H	\$1,425
						I	\$1,572
				J	\$1,749		
				L1	\$1,395		
				L2	\$1,513		

Guest Chair

NOW!



RA2581F

· upholstered seat

· ½ upholstered lower back with wood slats

Dimensions	D	W	H
Overall	25 ¼	22 ½	32 ¼
Seat	19 ¾	19 ¾	18
Arm			24 ¾
Upholstery	Shipping		
COM Ydg	1 ¼	Ctn Wt	23
COL Sq Ft	14	Cu Ft	14

COM \$1,095

A \$1,112

B \$1,142

COL/C \$1,194

D \$1,259

E \$1,326

F \$1,428

G \$1,538

H \$1,657

I \$1,839

J \$2,061

L1 \$1,620

L2 \$1,767

To Order, Specify:

- ① Model Number
- ② Wood Species - Maple (M)
- ③ Wood Finish
- ④ Fabric Selection - vendor, pattern and color
- ⑤ Optional Rubber Cushion Nylon Glides - no upcharge

③ Wood Base Finish Options:

CAG Aged Ash Coordinate	CFO Fossil Coordinate
CAL Ale Light Coordinate	CGR Graphite Coordinate
ALM Ale Medium	HRV Harvest
AUB Auburn	CHL High Line Coordinate
BRL Barley	CKC Khaki Coordinate
CBE Blonde Echo Coordinate	LGC Legacy
CBO Bourbon Light Coordinate	MCH Mocha
BBM Bourbon Medium	NTO Night Owl
CBZ Brazilwood Coordinate	COA Oatmeal Cookie Coordinate
CBG Brighton Light Coordinate	CPI Pinnacle Walnut Coordinate
BRM Brighton Medium	PRL Praline
BUT Butterscotch	SAF Saffron
CIN Cinnamon	SIE Sienna
CLA Classic	CST Studio Teak Coordinate
CCF Coffee Coordinate	TOF Toffee
CLL Collectors	TRF Truffle
CCR Cremello Coordinate	VEN Venetian
EAR Earthy	CVI Vintage Coordinate
ESP Espresso	CWH Walnut Heights Coordinate
FLX Flax	CWE Weathered Ash Coordinate
CFL Florence Walnut Coordinate	



Specifications

- Wood species - Maple.
- Solid Maple lumber exterior frame.
- Solid lumber interior frame.
- Seat has synthetic sheet webbing and 2" high density polyurethane foam.
- Solid hardwood back frame with synthetic sheet webbing and ¾" polyurethane foam.
- Wall saver feature.
- Mortise and tenon construction with corner blocks, glue and screws.
- Standard with rubber cushion metal glides.

When ordering Quickship products, place a "Q" in front of model number.
 Example: QGT4901D

NOW!
Need it.
 JSI Quickship

- ④ Visit www.jsifurniture.com/finishes-and-materials/textiles for our textiles program. See selection of standard and graded in manufacturers and patterns.

Description	① Model	Specifications				List Price Per Grade	
<div>Guest Chair</div> <div>NOW!</div> 	<div>RA2581E</div> <div>· upholstered seat</div> <div>· ¾ upholstered back</div>	Dimensions		D	W	H	COM \$1,035
		Overall		25 ¼	22 ½	32 ¼	A \$1,049
		Seat		19 ¾	19 ¾	18	B \$1,079
		Arm				24 ¾	COL/C \$1,132
		Upholstery			Shipping		D \$1,198
		COM Ydg		1 ¼	Ctn Wt	23	E \$1,264
		COL Sq Ft		23	Cu Ft	14	F \$1,367
<div>Guest Chair</div> <div>NOW!</div> 	<div>RA2581D</div> <div>· upholstered seat</div> <div>· fully upholstered back</div>	Dimensions		D	W	H	COM \$1,063
		Overall		25 ¼	22 ½	32 ¼	A \$1,081
		Seat		19 ¾	19 ¾	18	B \$1,116
		Arm				24 ¾	COL/C \$1,178
		Upholstery			Shipping		D \$1,258
		COM Ydg		1 ½	Ctn Wt	23	E \$1,337
		COL Sq Ft		27	Cu Ft	14	F \$1,460
					G \$1,594		
					H \$1,734		
					I \$1,955		
					J \$2,221		
					L1 \$1,691		
					L2 \$1,868		

To Order, Specify:

- ① Model Number
- ② Wood Species - Maple (M)
- ③ Wood Finish
- ④ Fabric Selection - vendor, pattern and color
- ⑤ Optional Rubber Cushion Nylon Glides - no upcharge

③ Wood Base Finish Options:

CAG	Aged Ash Coordinate	CFO	Fossil Coordinate
CAL	Ale Light Coordinate	CGR	Graphite Coordinate
ALM	Ale Medium	HRV	Harvest
AUB	Auburn	CHL	High Line Coordinate
BRL	Barley	CKC	Khaki Coordinate
CBE	Blonde Echo Coordinate	LGC	Legacy
CBO	Bourbon Light Coordinate	MCH	Mocha
BBM	Bourbon Medium	NTO	Night Owl
CBZ	Brazilwood Coordinate	COA	Oatmeal Cookie Coordinate
CBG	Brighton Light Coordinate	CPI	Pinnacle Walnut Coordinate
BRM	Brighton Medium	PRL	Praline
BUT	Butterscotch	SAF	Saffron
CIN	Cinnamon	SIE	Sienna
CLA	Classic	CST	Studio Teak Coordinate
CCF	Coffee Coordinate	TOF	Toffee
CLL	Collectors	TRF	Truffle
CCR	Cremello Coordinate	VEN	Venetian
EAR	Earthy	CVI	Vintage Coordinate
ESP	Espresso	CWH	Walnut Heights Coordinate
FLX	Flax	CWE	Weathered Ash Coordinate
CFL	Florence Walnut Coordinate		

Specifications

- Wood species - Maple.
- Solid Maple lumber exterior frame.
- Solid lumber interior frame.
- Seat has synthetic sheet webbing and 2" high density polyurethane foam.
- Solid hardwood back frame with synthetic sheet webbing and ¾" polyurethane foam.
- Wall saver feature.
- Mortise and tenon construction with corner blocks, glue and screws.
- Standard with rubber cushion metal glides.

When ordering Quickship products, place a "Q" in front of model number.
Example: QGT4901D

Need it.
JSI Quickship

NOW!

- ④ Visit www.jsifurniture.com/finishes-and-materials/textiles for our textiles program. See selection of standard and graded in manufacturers and patterns.

Ria Order Check List:



Specify:

- ☐ 1. Model Number
- ☐ 2. Wood Species - Maple (M)
- ☐ 3. Wood Finish
- ☐ 4. Fabric Selection - vendor, pattern and color
- ☐ 5. Optional Rubber Cushion Nylon Glides - no upcharge

Example:

RI2571 | **M** | **AUB** | **MOMENTUM** | **VOX** | **MYSTIC**
 (model #) | (wood species) | (finish) | (fabric vendor) | (pattern name) | (pattern color)

1. Model Number

2. Wood Species - Maple (M)

3. Wood Finish Options:

CAG Aged Ash Coordinate	CFO Fossil Coordinate
CAL Ale Light Coordinate	CGR Graphite Coordinate
ALM Ale Medium	HRV Harvest
AUB Auburn	CHL High Line Coordinate
BRL Barley	CKC Khaki Coordinate
CBE Blonde Echo Coordinate	LGC Legacy
CBO Bourbon Light Coordinate	MCH Mocha
BBM Bourbon Medium	NTO Night Owl
CBZ Brazilwood Coordinate	COA Oatmeal Cookie Coordinate
CBG Brighton Light Coordinate	CPI Pinnacle Walnut Coordinate
BRM Brighton Medium	PRL Praline
BUT Butterscotch	SAF Saffron
CIN Cinnamon	SIE Sienna
CLA Classic	CST Studio Teak Coordinate
CCF Coffee Coordinate	TOF Toffee
CLL Collectors	TRF Truffle
CCR Cremello Coordinate	VEN Venetian
EAR Earthy	CVI Vintage Coordinate
ESP Espresso	CWH Walnut Heights Coordinate
FLX Flax	CWE Weathered Ash Coordinate
CFL Florence Walnut Coordinate	

All COM orders must include the following:


- Vendor's name, pattern name and color
- Sample of the fabric attached to order
- Model numbers of items for fabric application
- Special application instructions (e.g., all stripes will be applied front to back unless specified otherwise)
- Customer and purchase order number

Ship prepaid COM
material to:

JSI
 Attn: COM Dept
 201 East Martin Street
 Receiving B, Dock 71
 Orleans, IN 47452

Application of fabric:

Railroaded Up the Roll



All COM orders will ship at standard lead time from receipt of COM except for orders requiring special custom matched finishes.

5. Optional Rubber Cushion Nylon Glides - no upcharge


4. Fabric Selection - Please supply the following:

Fabric vendor/Pattern name/Pattern color

[For a complete list of JSI Standard and Graded-In Textiles click here](#)

When specifying contrasting upholstery, indicate clearly which upholstery is to be applied to the seat and back. Use higher grade pricing.

- Indicate direction of fabric - Railroaded or Up the Roll
- Please provide illustration, if available

Description	1 Model	Specifications				List Price Per Grade		
<div>Guest Chair</div> <div></div>	RI2571	Dimensions		D	W	H	COM	\$1,013
		Overall		25	22 ½	31 ½	A	\$1,046
		Seat		19	20	18 ¼	B	\$1,086
		Arm				25 ½	COL/C	\$1,155
		Upholstery			Shipping		D	\$1,241
		COM Ydg		1 ½	Ctn Wt	20	E	\$1,328
		COL Sq Ft		27	Cu Ft	12	F	\$1,463
							G	\$1,606
							H	\$1,763
							I	\$2,003
							J	\$2,292
							L1	\$1,637
							L2	\$1,790

To Order, Specify:

- 1 Model Number
- 2 Wood Species - Maple (M)
- 3 Wood Finish
- 4 Fabric Selection - vendor, pattern and color
- 5 Optional Rubber Cushion Nylon Glides - no upcharge

3 Wood Base Finish Options:

CAG	Aged Ash Coordinate	CFO	Fossil Coordinate
CAL	Ale Light Coordinate	CGR	Graphite Coordinate
ALM	Ale Medium	HRV	Harvest
AUB	Auburn	CHL	High Line Coordinate
BRL	Barley	CKC	Khaki Coordinate
CBE	Blonde Echo Coordinate	LGC	Legacy
CBO	Bourbon Light Coordinate	MCH	Mocha
BBM	Bourbon Medium	NTO	Night Owl
CBZ	Brazilwood Coordinate	COA	Oatmeal Cookie Coordinate
CBG	Brighton Light Coordinate	CPI	Pinnacle Walnut Coordinate
BRM	Brighton Medium	PRL	Praline
BUT	Butterscotch	SAF	Saffron
CIN	Cinnamon	SIE	Sienna
CLA	Classic	CST	Studio Teak Coordinate
CCF	Coffee Coordinate	TOF	Toffee
CLL	Collectors	TRF	Truffle
CCR	Cremello Coordinate	VEN	Venetian
EAR	Earthy	CVI	Vintage Coordinate
ESP	Espresso	CWH	Walnut Heights Coordinate
FLX	Flax	CWE	Weathered Ash Coordinate
CFL	Florence Walnut Coordinate		

Specifications

- Wood species - Maple.
- Solid Maple lumber exterior frame.
- Solid lumber interior frame.
- Seat has synthetic sheet webbing and 2" high density polyurethane foam.
- Back has synthetic sheet webbing and 1 ¼" polyurethane foam.
- Mortise and tenon construction with corner blocks, glue and screws.
- Wall saver feature.
- Standard with rubber cushion metal glides.

When ordering Quickship products, place a "Q" in front of model number.
Example: QVL3072DD

NOW!
Need it.
JSI Quickship

- 4 Visit www.jsifurniture.com/finishes-and-materials/textiles for our textiles program. See selection of standard and graded in manufacturers and patterns.

Sosa Order Check List:



Specify:

- ☐ 1. Model Number
- ☐ 2. Wood Species - Maple (M)
- ☐ 3. Wood Finish
- ☐ 4. Fabric Selection - vendor, pattern and color
- ☐ 5. Optional Back Stitching Detail - Add \$53 list (model SA1061D only)
- ☐ 6. Optional Rubber Cushion Nylon Glides - no upcharge

Example:

SA1061D | M | AUB | MOMENTUM | VOX | MYSTIC
(model #) | (wood species) | (finish) | (fabric vendor) | (pattern name) | (pattern color)

1. Model Number

2. Wood Species - Maple (M)

3. Wood Finish Options:

CAG Aged Ash Coordinate	CFO Fossil Coordinate
CAL Ale Light Coordinate	CGR Graphite Coordinate
ALM Ale Medium	HRV Harvest
AUB Auburn	CHL High Line Coordinate
BRL Barley	CKC Khaki Coordinate
CBE Blonde Echo Coordinate	LGC Legacy
CBO Bourbon Light Coordinate	MCH Mocha
BBM Bourbon Medium	NTO Night Owl
CBZ Brazilwood Coordinate	COA Oatmeal Cookie Coordinate
CBG Brighton Light Coordinate	CPI Pinnacle Walnut Coordinate
BRM Brighton Medium	PRL Praline
BUT Butterscotch	SAF Saffron
CIN Cinnamon	SIE Sienna
CLA Classic	CST Studio Teak Coordinate
CCF Coffee Coordinate	TOF Toffee
CLL Collectors	TRF Truffle
CCR Cremello Coordinate	VEN Venetian
EAR Earthy	CVI Vintage Coordinate
ESP Espresso	CWH Walnut Heights Coordinate
FLX Flax	CWE Weathered Ash Coordinate
CFL Florence Walnut Coordinate	

4. Fabric Selection - Please supply the following:

Fabric vendor/Pattern name/Pattern color

[For a complete list of JSI Standard and Graded-In Textiles click here](#)

When specifying contrasting upholstery, indicate clearly which upholstery is to be applied to the seat and back. Use higher grade pricing.

- Indicate direction of fabric - Railroaded or Up the Roll
- Please provide illustration, if available

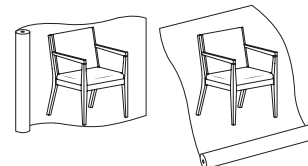
All COM orders must include the following:

- Vendor's name, pattern name and color
- Sample of the fabric attached to order
- Model numbers of items for fabric application
- Special application instructions (e.g., all stripes will be applied front to back unless specified otherwise)
- Customer and purchase order number

Ship prepaid COM
material to:

JSI
Attn: COM Dept
201 East Martin Street
Receiving B, Dock 71
Orleans, IN 47452

Application of fabric:
Railroaded Up the Roll



All COM orders will ship at standard lead time from receipt of COM except for orders requiring special custom matched finishes.

5. Optional Back Stitching Detail - add \$53 list (available on model SA1061D only). Specify SBS001 for Cross Stitch Detail or SBS002 for Dual Horizontal Stitch Detail.










SBS001-
Cross Stitch Detail



SBS002
Dual Horizontal Stitch Detail

6. Optional Rubber Cushion Nylon Glides - no upcharge

Description	1 Model	Specifications	List Price Per Grade
Guest Chair 	SA1061C · upholstered seat · wood back	Dimensions	COM \$952
		Overall 23 ½ 23 33 ¼	A \$960
		Seat 19 ½ 22 ¾ 18	B \$975
		Arm 26 ⅞	COL/C \$1,001
		Upholstery	D \$1,036
		Shipping	E \$1,071
		COM Ydg ¾ Ctn Wt 25	F \$1,123
		COL Sq Ft 14 Cu Ft 12	G \$1,180
			H \$1,241
			I \$1,335
Guest Chair 	SA1061E · upholstered seat · partial upholstered back	Dimensions	COM \$1,087
		Overall 23 ½ 23 33 ¼	A \$1,101
		Seat 18 ⅞ 22 ¾ 18	B \$1,125
		Arm 26 ⅞	COL/C \$1,170
		Upholstery	D \$1,227
		Shipping	E \$1,285
		COM Ydg 1 ¼ Ctn Wt 28	F \$1,372
		COL Sq Ft 23 Cu Ft 12	G \$1,468
			H \$1,567
			I \$1,725
Guest Chair    SBS001 stitch detail SBS002 stitch detail	SA1061D · upholstered seat · fully upholstered back · optional back stitching detail available; specify SBS001 or SBS002 - add \$53 list	Dimensions	COM \$1,097
		Overall 23 ½ 23 33 ¼	A \$1,113
		Seat 18 ⅞ 22 ¾ 18	B \$1,143
		Arm 26 ⅞	COL/C \$1,196
		Upholstery	D \$1,264
		Shipping	E \$1,332
		COM Ydg 1 ½ Ctn Wt 28	F \$1,438
		COL Sq Ft 27 Cu Ft 12	G \$1,552
			H \$1,673
			I \$1,861
			J \$2,089
			L1 \$1,574
			L2 \$1,711

Description	1 Model	Specifications	List Price Per Grade
Guest Chair 	SA1061H · upholstered seat · ½ upholstered upper back with wood slats	Dimensions	COM \$1,093
		D	A \$1,106
		W	B \$1,131
		H	COL/C \$1,176
		Overall	D \$1,231
		Seat	E \$1,289
		Arm	F \$1,376
		Upholstery	G \$1,472
		Shipping	H \$1,572
		COM Ydg	I \$1,729
Guest Chair 	SA1061I · upholstered seat · ¾ upholstered back	D	J \$1,919
		W	L1 \$1,491
		H	L2 \$1,604
		Overall	COM \$1,100
		Seat	A \$1,114
		Arm	B \$1,138
		Upholstery	COL/C \$1,183
		Shipping	D \$1,240
		COM Ydg	E \$1,297
		COL Sq Ft	F \$1,385

To Order, Specify:

- 1 Model Number
- 2 Wood Species - Maple (M)
- 3 Wood Finish
- 4 Fabric Selection - vendor, pattern and color
- 5 Optional Rubber Cushion Nylon Glides - no upcharge

3 Wood Base Finish Options:

CAG	Aged Ash Coordinate	CFO	Fossil Coordinate
CAL	Ale Light Coordinate	CGR	Graphite Coordinate
ALM	Ale Medium	HRV	Harvest
AUB	Auburn	CHL	High Line Coordinate
BRL	Barley	CKC	Khaki Coordinate
CBE	Blonde Echo Coordinate	LGC	Legacy
CBO	Bourbon Light Coordinate	MCH	Mocha
BBM	Bourbon Medium	NTO	Night Owl
CBZ	Brazilwood Coordinate	COA	Oatmeal Cookie Coordinate
CBG	Brighton Light Coordinate	CPI	Pinnacle Walnut Coordinate
BRM	Brighton Medium	PRL	Praline
BUT	Butterscotch	SAF	Saffron
CIN	Cinnamon	SIE	Sienna
CLA	Classic	CST	Studio Teak Coordinate
CCF	Coffee Coordinate	TOF	Toffee
CLL	Collectors	TRF	Truffle
CCR	Cremello Coordinate	VEN	Venetian
EAR	Earthy	CVI	Vintage Coordinate
ESP	Espresso	CWH	Walnut Heights Coordinate
FLX	Flax	CWE	Weathered Ash Coordinate
CFL	Florence Walnut Coordinate		

Specifications

- Wood species - Maple.
- Seat has ½" plywood with synthetic sheet webbing and 2" high density polyurethane foam.
- Solid hardwood back frame with synthetic sheet webbing and 1" polyurethane foam.
- Mortise and tenon construction with corner blocks, glue and screws.
- Wall saver feature.
- Standard with rubber cushion metal glides.

When ordering Quickship products, place a "Q" in front of model number.
 Example: QGT4901D

NOW!
Need it.
JSI Quickship

- 4 Visit www.jsifurniture.com/finishes-and-materials/textiles for our textiles program. See selection of standard and graded in manufacturers and patterns.

Tara Order Check List:



Specify:

- ☐ 1. Model Number
- ☐ 2. Wood Species - Maple (M)
- ☐ 3. Wood Base Finish
- ☐ 4. Fabric Selection - vendor, pattern and color
- ☐ 5. Base Selection - wood base standard; specify wood finish
 - A. Black Polyurethane Base - no upcharge
 - B. Black Pneumatic Jury Base - add \$198 list
- ☐ 6. Optional Plastic Bumper Guard - add \$24 list

Example:

TA6095P (model #)	M (wood species)	AUB (finish) wood base	MOMENTUM (fabric vendor)	VOX (pattern name)	MYSTIC (pattern color)
-----------------------------	----------------------------	-------------------------------------	------------------------------------	------------------------------	----------------------------------

1. Model Number

2. Wood Species - Maple (M)

3. Wood Base Finish Options:

CAG Aged Ash Coordinate	CFO Fossil Coordinate
CAL Ale Light Coordinate	CGR Graphite Coordinate
ALM Ale Medium	HRV Harvest
AUB Auburn	CHL High Line Coordinate
BRL Barley	CKC Khaki Coordinate
CBE Blonde Echo Coordinate	LGC Legacy
CBO Bourbon Light Coordinate	MCH Mocha
BBM Bourbon Medium	NTO Night Owl
CBZ Brazilwood Coordinate	COA Oatmeal Cookie Coordinate
CBG Brighton Light Coordinate	CPI Pinnacle Walnut Coordinate
BRM Brighton Medium	PRL Praline
BUT Butterscotch	SAF Saffron
CIN Cinnamon	SIE Sienna
CLA Classic	CST Studio Teak Coordinate
CCF Coffee Coordinate	TOF Toffee
CLL Collectors	TRF Truffle
CCR Cremello Coordinate	VEN Venetian
EAR Earthy	CVI Vintage Coordinate
ESP Espresso	CWH Walnut Heights Coordinate
FLX Flax	CWE Weathered Ash Coordinate
CFL Florence Walnut Coordinate	

4. Fabric Selection - Please supply the following:

Fabric vendor/Pattern name/Pattern color

[For a complete list of JSI Standard and Graded-In Textiles click here](#)

When specifying contrasting upholstery, indicate clearly which upholstery is to be applied to the seat, back and arms. Use higher grade pricing.

- Indicate direction of fabric - Railroaded or Up the Roll
- Please provide illustration, if available


All COM orders must include the following:

- Vendor's name, pattern name and color
- Sample of the fabric attached to order
- Model numbers of items for fabric application
- Special application instructions (e.g., all stripes will be applied front to back unless specified otherwise)
- Customer and purchase order number

Ship prepaid COM
material to:

JSI
Attn: COM Dept
201 East Martin Street
Receiving B, Dock 71
Orleans, IN 47452

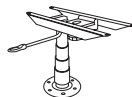
Application of fabric:
Railroaded Up the Roll



All COM orders will ship at standard lead time from receipt of COM except for orders requiring special custom matched finishes.





5. Base Selection - wood base standard; specify wood finish




- A. Black Polyurethane Base - no upcharge
- B. Black Pneumatic Jury Base - add \$198 list



Pneumatic lift-
NOT self-centering -
Standard

6. Optional Plastic Bumper Guard - add \$24 list

Description	① Model	Specifications	List Price Per Grade
Executive Posture 	TA6095P <ul style="list-style-type: none">· plain back· standard size· synchro control· adjustable back height· overall height range is 43 1/2 - 47· seat height range is 19 1/2 - 23· arm height range is 26 1/2 - 30	Dimensions	COM \$2,752
		D	A \$2,805
		W	B \$2,909
		H	COL/C \$3,090
		Overall 27 1/2 30 47	D \$3,324
		Seat 19 1/2 20 1/2 23	E \$3,560
		Arm 30	F \$3,805
		Upholstery	G \$4,158
		Shipping	H \$4,530
		COM Ydg 4 Ctn Wt 55	I \$5,113
Executive Posture 	TA6095S <ul style="list-style-type: none">· single stitch· standard size· synchro control· adjustable back height· overall height range is 43 1/2 - 47· seat height range is 19 1/2 - 23· arm height range is 26 1/2 - 30	Dimensions	COM \$2,821
		D	A \$2,875
		W	B \$2,978
		H	COL/C \$3,162
		Overall 27 1/2 30 47	D \$3,395
		Seat 19 1/2 20 1/2 23	E \$3,627
		Arm 30	F \$3,876
		Upholstery	G \$4,224
		Shipping	H \$4,599
		COM Ydg 4 Ctn Wt 55	I \$5,182
Executive Posture 	TA6095B <ul style="list-style-type: none">· button stitch· standard size· synchro control· adjustable back height· overall height range is 43 1/2 - 47· seat height range is 19 1/2 - 23· arm height range is 26 1/2 - 30	Dimensions	COM \$2,825
		D	A \$2,879
		W	B \$2,980
		H	COL/C \$3,164
		Overall 27 1/2 30 47	D \$3,398
		Seat 19 1/2 20 1/2 23	E \$3,632
		Arm 30	F \$3,878
		Upholstery	G \$4,227
		Shipping	H \$4,601
		COM Ydg 4 Ctn Wt 55	I \$5,189
Executive Swivel 	TA6085P <ul style="list-style-type: none">· plain back· standard size· mid-pivot· overall height range is 43 1/2 - 47· seat height range is 19 1/2 - 23· arm height range is 26 1/2 - 30	Dimensions	COM \$2,503
		D	A \$2,557
		W	B \$2,661
		H	COL/C \$2,841
		Overall 26 1/2 30 47	D \$3,078
		Seat 19 1/2 20 1/2 23	E \$3,310
		Arm 30	F \$3,557
		Upholstery	G \$3,908
		Shipping	H \$4,280
		COM Ydg 4 Ctn Wt 55	I \$4,865
		COL Sq Ft	J \$5,569
		72	L1 \$3,977
		Cu Ft	L2 \$4,351
		19	

Description	1 Model	Specifications	List Price Per Grade
Executive Swivel 	TA6085S • single stitch • standard size • mid-pivot • overall height range is 43 ½ - 47 • seat height range is 19 ½ - 23 • arm height range is 26 ½ - 30	Dimensions	COM \$2,571
		Overall 26 ½ 30 47	A \$2,626
		Seat 19 ½ 20 ½ 23	B \$2,728
		Arm 30	COL/C \$2,911
		Upholstery	D \$3,148
		Shipping	E \$3,379
		COM Ydg 4 Ctn Wt 55	F \$3,625
		COL Sq Ft 72 Cu Ft 19	G \$3,976
			H \$4,349
			I \$4,933
Executive Swivel 	TA6085B • button stitch • standard size • mid-pivot • overall height range is 43 ½ - 47 • seat height range is 19 ½ - 23 • arm height range is 26 ½ - 30	Dimensions	COM \$2,574
		Overall 26 ½ 30 47	A \$2,629
		Seat 19 ½ 20 ½ 23	B \$2,730
		Arm 30	COL/C \$2,914
		Upholstery	D \$3,150
		Shipping	E \$3,382
		COM Ydg 4 Ctn Wt 55	F \$3,627
		COL Sq Ft 72 Cu Ft 19	G \$3,978
			H \$4,352
			I \$4,941
Executive Swivel 	TA6075P • plain back • smaller scale • mid-pivot • overall height range is 43 ½ - 47 • seat height range is 19 ½ - 23 • arm height range is 26 ½ - 30	Dimensions	COM \$2,400
		Overall 26 28 47	A \$2,454
		Seat 18 ½ 18 ½ 23	B \$2,557
		Arm 30	COL/C \$2,738
		Upholstery	D \$2,972
		Shipping	E \$3,206
		COM Ydg 4 Ctn Wt 55	F \$3,453
		COL Sq Ft 72 Cu Ft 19	G \$3,803
			H \$4,176
			I \$4,762
			J \$5,463
			L1 \$3,874
			L2 \$4,249

To Order, Specify:

- Model Number
- Wood Species - Maple (M)
- Wood Base Finish
- Fabric Selection - vendor, pattern and color
- Base Selection - wood base standard; specify wood finish
 - Black Polyurethane Base - no upcharge
 - Black Pneumatic Jury Base - add \$198 list
- Optional Plastic Bumper Guard - add \$24 list





3 Wood Base Finish Options:




CAG Aged Ash Coordinate	CFO Fossil Coordinate
CAL Ale Light Coordinate	CGR Graphite Coordinate
ALM Ale Medium	HRV Harvest
AUB Auburn	CHL High Line Coordinate
BRL Barley	CKC Khaki Coordinate
CBE Blonde Echo Coordinate	LGC Legacy
CBO Bourbon Light Coordinate	MCH Mocha
BBM Bourbon Medium	NTO Night Owl
CBZ Brazilwood Coordinate	COA Oatmeal Cookie Coordinate
CBG Brighton Light Coordinate	CPI Pinnacle Walnut Coordinate
BRM Brighton Medium	PRL Praline
BUT Butterscotch	SAF Saffron
CIN Cinnamon	SIE Sienna
CLA Classic	CST Studio Teak Coordinate
CCF Coffee Coordinate	TOF Toffee
CLL Collectors	TRF Truffle
CCR Cremello Coordinate	VEN Venetian
EAR Earthy	CVI Vintage Coordinate
ESP Espresso	CWH Walnut Heights Coordinate
FLX Flax	CWE Weathered Ash Coordinate
CFL Florence Walnut Coordinate	

- Visit www.jsifurniture.com/finishes-and-materials/textiles for our textiles program. See selection of standard and graded in manufacturers and patterns.

Specifications

- Wood species - Maple.
- Seat has synthetic sheet webbing and 4" polyurethane foam.
- Back has synthetic sheet webbing and 1 ¼" polyurethane foam with Dacron® wrap.
- Arms have 1" polyurethane padding with Dacron® wrap.
- Swivel models revolve, have tension control, pneumatic lift, mid-pivot-tilt with a non-locking mechanism and wood cap base with black dual wheel casters.
- Posture models revolve, have back height adjustment, tension control, pneumatic lift, 22° range of travel and multiple position tilt lock.
- Spiral grooved hardwood dowels with corner blocks, glue and screws.

Description	① Model	Specifications	List Price Per Grade
Executive Swivel 	TA6075S · single stitch · smaller scale · mid-pivot · overall height range is 43 ½ - 47 · seat height range is 19 ½ - 23 · arm height range is 26 ½ - 30	Dimensions	COM \$2,468
		Overall 26 28 47	A \$2,523
		Seat 18 ½ 18 ½ 23	B \$2,626
		Arm 30	COL/C \$2,810
		Upholstery	D \$3,041
		Shipping	E \$3,275
		COM Ydg 4 Ctn Wt 55	F \$3,522
		COL Sq Ft 72 Cu Ft 19	G \$3,873
			H \$4,248
			I \$4,831
Executive Swivel 	TA6075B · button stitch · smaller scale · mid-pivot · overall height range is 43 ½ - 47 · seat height range is 19 ½ - 23 · arm height range is 26 ½ - 30	Dimensions	COM \$2,473
		Overall 26 28 47	A \$2,525
		Seat 18 ½ 18 ½ 23	B \$2,629
		Arm 30	COL/C \$2,812
		Upholstery	D \$3,045
		Shipping	E \$3,279
		COM Ydg 4 Ctn Wt 55	F \$3,526
		COL Sq Ft 72 Cu Ft 19	G \$3,876
			H \$4,250
			I \$4,834
Management Posture 	TA6090P · plain back · standard size · synchro control · adjustable back height · overall height range is 40 - 44 · seat height range is 19 ½ - 23 · arm height range is 26 ½ - 30	Dimensions	COM \$2,639
		Overall 27 ½ 30 44	A \$2,691
		Seat 19 ½ 20 ½ 23	B \$2,797
		Arm 30	COL/C \$2,978
		Upholstery	D \$3,213
		Shipping	E \$3,448
		COM Ydg 4 Ctn Wt 50	F \$3,694
		COL Sq Ft 72 Cu Ft 14	G \$4,045
			H \$4,417
			I \$5,002
Management Posture 	TA6090S · single stitch · standard size · synchro control · adjustable back height · overall height range is 40 - 44 · seat height range is 19 ½ - 23 · arm height range is 26 ½ - 30	Dimensions	COM \$2,711
		Overall 27 ½ 30 44	A \$2,764
		Seat 19 ½ 20 ½ 23	B \$2,868
		Arm 30	COL/C \$3,050
		Upholstery	D \$3,284
		Shipping	E \$3,515
		COM Ydg 4 Ctn Wt 50	F \$3,763
		COL Sq Ft 72 Cu Ft 14	G \$4,113
			H \$4,486
			I \$5,072

Description	1 Model	Specifications	List Price Per Grade
Management Posture 	TA6090B • button stitch • standard size • synchro control • adjustable back height • overall height range is 40 – 44 • seat height range is 19 ½ – 23 • arm height range is 26 ½ – 30	Dimensions	COM \$2,714
		Overall 27 ½ 30 44	A \$2,766
		Seat 19 ½ 20 ½ 23	B \$2,871
		Arm 30	COL/C \$3,054
		Upholstery	D \$3,286
		Shipping	E \$3,520
		COM Ydg 4 Ctn Wt 50	F \$3,766
		COL Sq Ft 72 Cu Ft 14	G \$4,118
			H \$4,492
			I \$5,076
Management Swivel 	TA6080P • plain back • standard size • mid-pivot • overall height range is 39 ½ – 43 • seat height range is 19 ½ – 23 • arm height range is 26 ½ – 30	Dimensions	COM \$2,391
		Overall 25 ½ 30 43	A \$2,443
		Seat 19 ½ 20 ½ 23	B \$2,551
		Arm 30	COL/C \$2,729
		Upholstery	D \$2,966
		Shipping	E \$3,199
		COM Ydg 4 Ctn Wt 50	F \$3,447
		COL Sq Ft 72 Cu Ft 14	G \$3,796
			H \$4,168
			I \$4,755
Management Swivel 	TA6080S • single stitch • standard size • mid-pivot • overall height range is 39 ½ – 43 • seat height range is 19 ½ – 23 • arm height range is 26 ½ – 30	Dimensions	COM \$2,461
		Overall 25 ½ 30 43	A \$2,514
		Seat 19 ½ 20 ½ 23	B \$2,618
		Arm 30	COL/C \$2,800
		Upholstery	D \$3,035
		Shipping	E \$3,267
		COM Ydg 4 Ctn Wt 50	F \$3,513
		COL Sq Ft 72 Cu Ft 14	G \$3,865
			H \$4,237
			I \$4,822
			J \$5,525
			L1 \$3,935
			L2 \$4,308

To Order, Specify:

- Model Number
- Wood Species - Maple (M)
- Wood Base Finish
- Fabric Selection - vendor, pattern and color
- Base Selection - wood base standard; specify wood finish
 - Black Polyurethane Base - no upcharge
 - Black Pneumatic Jury Base - add \$198 list
- Optional Plastic Bumper Guard - add \$24 list




3 Wood Base Finish Options:


CAG Aged Ash Coordinate	CFO Fossil Coordinate
CAL Ale Light Coordinate	CGR Graphite Coordinate
ALM Ale Medium	HRV Harvest
AUB Auburn	CHL High Line Coordinate
BRL Barley	CKC Khaki Coordinate
CBE Blonde Echo Coordinate	LGC Legacy
CBO Bourbon Light Coordinate	MCH Mocha
BBM Bourbon Medium	NTD Night Owl
CBZ Brazilwood Coordinate	COA Oatmeal Cookie Coordinate
CBG Brighton Light Coordinate	CPI Pinnacle Walnut Coordinate
BRM Brighton Medium	PRL Praline
BUT Butterscotch	SAF Saffron
CIN Cinnamon	SIE Sienna
CLA Classic	CST Studio Teak Coordinate
CCF Coffee Coordinate	TOF Toffee
CLL Collectors	TRF Truffle
CCR Cremello Coordinate	VEN Venetian
EAR Earthy	CVI Vintage Coordinate
ESP Espresso	CWH Walnut Heights Coordinate
FLX Flax	CWE Weathered Ash Coordinate
CFL Florence Walnut Coordinate	

- Visit www.jsifurniture.com/finishes-and-materials/textiles for our textiles program. See selection of standard and graded in manufacturers and patterns.

Specifications

- Wood species - Maple.
- Seat has synthetic sheet webbing and 4" polyurethane foam.
- Back has synthetic sheet webbing and 1 ¼" polyurethane foam with Dacron® wrap.
- Arms have 1" polyurethane padding with Dacron® wrap.
- Swivel models revolve, have tension control, pneumatic lift, mid-pivot-tilt with a non-locking mechanism and wood cap base with black dual wheel casters.
- Posture models revolve, have back height adjustment, tension control, pneumatic lift, 22° range of travel and multiple position tilt lock.
- Spiral grooved hardwood dowels with corner blocks, glue and screws.

Description	① Model	Specifications				List Price Per Grade	
Management Swivel 	TA6080B · button stitch · standard size · mid-pivot · overall height range is 39 ½ – 43 · seat height range is 19 ½ – 23 · arm height range is 26 ½ – 30	Dimensions	D	W	H	COM	\$2,465
		Overall	25 ½	30	43	A	\$2,518
		Seat	19 ½	20 ½	23	B	\$2,622
		Arm			30	COL/C	\$2,803
		Upholstery		Shipping		D	\$3,038
		COM Ydg	4	Ctn Wt	50	E	\$3,271
		COL Sq Ft	72	Cu Ft	14	F	\$3,515
						G	\$3,869
						H	\$4,242
						I	\$4,826
Management Swivel 	TA6070P · plain back · smaller scale · mid-pivot · overall height range is 39 ½ – 43 · seat height range is 19 ½ – 23 · arm height range is 26 ½ – 30	Dimensions	D	W	H	COM	\$2,286
		Overall	25	28	43	A	\$2,339
		Seat	18 ½	18 ½	23	B	\$2,441
		Arm			30	COL/C	\$2,625
		Upholstery		Shipping		D	\$2,858
		COM Ydg	4	Ctn Wt	50	E	\$3,092
		COL Sq Ft	72	Cu Ft	14	F	\$3,339
						G	\$3,688
						H	\$4,062
						I	\$4,648
Management Swivel 	TA6070S · single stitch · smaller scale · mid-pivot · overall height range is 39 ½ – 43 · seat height range is 19 ½ – 23 · arm height range is 26 ½ – 30	Dimensions	D	W	H	COM	\$2,353
		Overall	25	28	43	A	\$2,408
		Seat	18 ½	18 ½	23	B	\$2,511
		Arm			30	COL/C	\$2,691
		Upholstery		Shipping		D	\$2,928
		COM Ydg	4	Ctn Wt	50	E	\$3,162
		COL Sq Ft	72	Cu Ft	14	F	\$3,409
						G	\$3,759
						H	\$4,132
						I	\$4,718

Description	① Model	Specifications				List Price Per Grade	
<div>Management Swivel</div> <div></div>	<div>TA6070B</div> <div><div><div>• button stitch</div><div>• smaller scale</div><div>• mid-pivot</div><div>• overall height range is 39 ½ – 43</div><div>• seat height range is 19 ½ – 23</div><div>• arm height range is 26 ½ – 30</div></div></div>	Dimensions	D	W	H	COM	\$2,356
		Overall	25	28	43	A	\$2,412
		Seat	18 ½	18 ½	23	B	\$2,514
		Arm			30	COL/C	\$2,697
		Upholstery	Shipping			D	\$2,930
		COM Ydg	4	Ctn Wt	50	E	\$3,164
		COL Sq Ft	72	Cu Ft	14	F	\$3,411
						G	\$3,761
						H	\$4,134
						I	\$4,720
				J	\$5,420		
				L1	\$3,831		
				L2	\$4,205		

To Order, Specify:

- 1 Model Number
- 2 Wood Species - Maple (M)
- 3 Wood Base Finish
- 4 Fabric Selection - vendor, pattern and color
- 5 Base Selection - wood base standard; specify wood finish
 - A. Black Polyurethane Base - no upcharge
 - B. Black Pneumatic Jury Base - add \$198 list
- 6 Optional Plastic Bumper Guard - add \$24 list

3 Wood Base Finish Options:

CAG	Aged Ash Coordinate	CFO	Fossil Coordinate
CAL	Ale Light Coordinate	CGR	Graphite Coordinate
ALM	Ale Medium	HRV	Harvest
AUB	Auburn	CHL	High Line Coordinate
BRL	Barley	KKC	Khaki Coordinate
CBE	Blonde Echo Coordinate	LGC	Legacy
CBO	Bourbon Light Coordinate	MCH	Mocha
BBM	Bourbon Medium	NTO	Night Owl
CBZ	Brazilwood Coordinate	COA	Oatmeal Cookie Coordinate
CBG	Brighton Light Coordinate	CPI	Pinnacle Walnut Coordinate
BRM	Brighton Medium	PRL	Praline
BUT	Butterscotch	SAF	Saffron
CIN	Cinnamon	SIE	Sienna
CLA	Classic	CST	Studio Teak Coordinate
CCF	Coffee Coordinate	TOF	Toffee
CLL	Collectors	TRF	Truffle
CCR	Cremello Coordinate	VEN	Venetian
EAR	Earthy	CVI	Vintage Coordinate
ESP	Espresso	CWH	Walnut Heights Coordinate
FLX	Flax	CWE	Weathered Ash Coordinate
CFL	Florence Walnut Coordinate		

- 4 Visit www.jsifurniture.com/finishes-and-materials/textiles for our textiles program. See selection of standard and graded in manufacturers and patterns.

Specifications

- Wood species - Maple.
- Seat has synthetic sheet webbing and 4" polyurethane foam.
- Back has synthetic sheet webbing and 1 ¼" polyurethane foam with Dacron® wrap.
- Arms have 1" polyurethane padding with Dacron® wrap.
- Swivel models revolve, have tension control, pneumatic lift, mid-pivot-tilt with a non-locking mechanism and wood cap base with black dual wheel casters.
- Posture models revolve, have back height adjustment, tension control, pneumatic lift, 22° range of travel and multiple position tilt lock.
- Spiral grooved hardwood dowels with corner blocks, glue and screws.

Tara Order Check List:



- Specify:
- ☐ 1. Model Number
 - ☐ 2. Wood Species - Maple (M)
 - ☐ 3. Wood Finish
 - ☐ 4. Fabric Selection - vendor, pattern and color
 - ☐ 5. Optional Rubber Cushion Nylon Glides - no upcharge

Example:

TA6081P (model #)	M (wood species)	AUB (finish) wood legs	MOMENTUM (fabric vendor)	VOX (pattern name)	MYSTIC (pattern color)
----------------------	---------------------	------------------------------	-----------------------------	-----------------------	---------------------------

1. Model Number

2. Wood Species - Maple (M)

3. Wood Leg Finish Options:

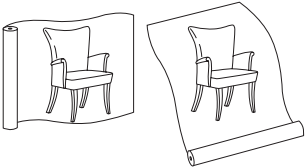
CAG Aged Ash Coordinate	CFO Fossil Coordinate
CAL Ale Light Coordinate	CGR Graphite Coordinate
ALM Ale Medium	HRV Harvest
AUB Auburn	CHL High Line Coordinate
BRL Barley	CKC Khaki Coordinate
CBE Blonde Echo Coordinate	LGC Legacy
CBO Bourbon Light Coordinate	MCH Mocha
BBM Bourbon Medium	NTO Night Owl
CBZ Brazilwood Coordinate	COA Oatmeal Cookie Coordinate
CBG Brighton Light Coordinate	CPI Pinnacle Walnut Coordinate
BRM Brighton Medium	PRL Praline
BUT Butterscotch	SAF Saffron
CIN Cinnamon	SIE Sienna
CLA Classic	CST Studio Teak Coordinate
CCF Coffee Coordinate	TOF Toffee
CLL Collectors	TRF Truffle
CCR Cremello Coordinate	VEN Venetian
EAR Earthy	CVI Vintage Coordinate
ESP Espresso	CWH Walnut Heights Coordinate
FLX Flax	CWE Weathered Ash Coordinate
CFL Florence Walnut Coordinate	

All COM orders must include the following:

- Vendor's name, pattern name and color
- Sample of the fabric attached to order
- Model numbers of items for fabric application
- Special application instructions (e.g., all stripes will be applied front to back unless specified otherwise)
- Customer and purchase order number

Ship prepaid COM material to:
JSI
Attn: COM Dept
201 East Martin Street
Receiving B, Dock 71
Orleans, IN 47452

Application of fabric:
Railroaded Up the Roll



All COM orders will ship at standard lead time from receipt of COM except for orders requiring special custom matched finishes.




5. Optional Rubber Cushion Nylon Glides - no upcharge

4. Fabric Selection - Please supply the following:
Fabric vendor/Pattern name/Pattern color

For a complete list of JSI Standard and Graded-In Textiles click here

When specifying contrasting upholstery, indicate clearly which upholstery is to be applied to the seat, back and arms. Use higher grade pricing.

- Indicate direction of fabric - Railroaded or Up the Roll
- Please provide illustration, if available

Description	1 Model	Specifications				List Price Per Grade	
Guest Chair 	TA6081P · plain back	Dimensions	D	W	H	COM	\$2,007
		Overall	28	29 ½	39	A	\$2,061
		Seat	20	19 ½	19	B	\$2,164
		Arm			26 ½	COL/C	\$2,346
		Upholstery	Shipping			D	\$2,580
		COM Ydg	4	Ctn Wt	28	E	\$2,814
		COL Sq Ft	72	Cu Ft	12	F	\$3,060
						G	\$3,411
						H	\$3,784
						I	\$4,370
Guest Chair 	TA6081S · single stitch	Dimensions	D	W	H	COM	\$2,075
		Overall	28	29 ½	39	A	\$2,129
		Seat	20	19 ½	19	B	\$2,232
		Arm			26 ½	COL/C	\$2,415
		Upholstery	Shipping			D	\$2,651
		COM Ydg	4	Ctn Wt	28	E	\$2,883
		COL Sq Ft	72	Cu Ft	12	F	\$3,129
						G	\$3,478
						H	\$3,852
						I	\$4,438
Guest Chair 	TA6081B · button stitch	Dimensions	D	W	H	COM	\$2,081
		Overall	28	29 ½	39	A	\$2,131
		Seat	20	19 ½	19	B	\$2,236
		Arm			26 ½	COL/C	\$2,418
		Upholstery	Shipping			D	\$2,653
		COM Ydg	4	Ctn Wt	28	E	\$2,886
		COL Sq Ft	72	Cu Ft	12	F	\$3,133
						G	\$3,482
						H	\$3,856
						I	\$4,443

To Order, Specify:

- 1 Model Number
- 2 Wood Species - Maple (M)
- 3 Wood Finish
- 4 Fabric Selection - vendor, pattern and color
- 5 Optional Rubber Cushion Nylon Glides - no upcharge

3 Wood Base Finish Options:

CAG	Aged Ash Coordinate	CFO	Fossil Coordinate
CAL	Ale Light Coordinate	CGR	Graphite Coordinate
ALM	Ale Medium	HRV	Harvest
AUB	Auburn	CHL	High Line Coordinate
BRL	Barley	CKC	Khaki Coordinate
CBE	Blonde Echo Coordinate	LGC	Legacy
CBO	Bourbon Light Coordinate	MCH	Mocha
BBM	Bourbon Medium	NTO	Night Owl
CBZ	Brazilwood Coordinate	COA	Oatmeal Cookie Coordinate
CBG	Brighton Light Coordinate	CPI	Pinnacle Walnut Coordinate
BRM	Brighton Medium	PRL	Praline
BUT	Butterscotch	SAF	Saffron
CIN	Cinnamon	SIE	Sienna
CLA	Classic	CST	Studio Teak Coordinate
CCF	Coffee Coordinate	TOF	Toffee
CLL	Collectors	TRF	Truffle
CCR	Cremello Coordinate	VEN	Venetian
EAR	Earthy	CVI	Vintage Coordinate
ESP	Espresso	CWH	Walnut Heights Coordinate
FLX	Flax	CWE	Weathered Ash Coordinate
CFL	Florence Walnut Coordinate		

- 4 Visit www.jsifurniture.com/finishes-and-materials/textiles for our textiles program. See selection of standard and graded in manufacturers and patterns.

Specifications

- Wood species - Maple.
- Seat has synthetic sheet webbing and 4" polyurethane foam.
- Back has polypropylene webbing, 1 ¼" polyurethane foam with Dacron® wrap.
- Arms have 1" polyurethane foam with Dacron wrap.
- Spiral grooved hardwood dowels with corner blocks, glue and screws.
- Standard with rubber cushion metal glides.

Teekan Lounge Order Check List:



Specify:

☐ 1. Model Number

☐ 2. Fabric Selection

A. Single Upholstery Models : Vendor, Pattern and Color

B. Contrasting Upholstery Models (_M): Vendor, Pattern and Color each per zone

☐ 3. Back Cushion - Plain (PBC) or Quilted (QBC), specify and upcharge applies

☐ 4. Seat Cushion - Plain (PSC) or Quilted (QSC), specify and upcharge applies

☐ 5. Foot Option

A. Metal Finish (MF) - Arctic Silver (ASL), Matte Black (MBK), Pewter (PEW), Soft Nickel (SNK) or Chrome (CHR) add \$29

B. Wood (WF) add \$316

C. Sled Foot (SF) add \$288

☐ 6. Arm Caps - Wood (WAC) add \$190 , Solid Surface (SAC) add \$306 or 3D Black Laminate (B3LAC), add \$190 list per set

Example:

TK1613	Momentum	Boom	Pewter	PBC	PBC	MF	ASL
(model #)	(fabric vendor)	(pattern name)	(pattern color)	(back cushion)	(seat cushion)	(foot option)	(foot finish)

1. Model Number

2. Fabric Selection - Please supply the following:
Fabric vendor/ Pattern name/ Pattern color

For a complete list of JSI Standard and Graded-In Textiles click here

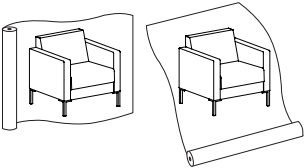
- Indicate direction of fabric - Railroaded or Up the Roll
- Please provide illustration, if available

All COM orders must include the following:

- Vendor's name, pattern name and color
- Sample of the fabric attached to the order
- Model numbers of items for fabric application
- Special application instructions
- Customer and purchase order number

Ship prepaid COM material to:
JSI
Attn: COM Department
201 East Martin Street
Receiving B, Dock 71
Orleans, IN 47452

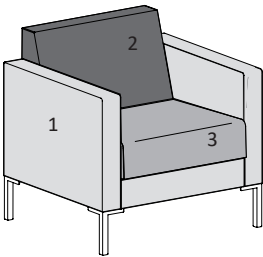
Application of fabric:
Railroaded Up the Roll



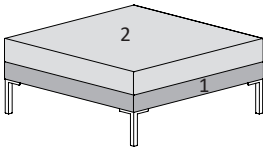
All COM orders will ship at standard lead time from receipt of COM except for orders requiring special custom matched finishes.

Fabric Application

Teekan affords the ability to be specified with multiple upholsteries to create a unique look. Upholstery zones are defined by the style of the unit.



Seating:
Zone 1 = Frame
Zone 2 = Back Cushion
Zone 3 = Seat Cushion




Ottoman:
Zone 1 = Apron
Zone 2 = Seat Cushion

Models ending with _M designate contrasting upholstery zones are available (ex: TK1611_M). To calculate pricing, add base price + zone 1 + zone 2 upcharge + zone 3 upcharge


Models are presented as both single upholstery and contrasting upholstery in both the price list and in eTools.

3 & 4. Back & Seat Cushion:


Back & Seat cushions are offered in two back styles for aesthetic appeal; Plain or Quilted. All cushions are fixed.



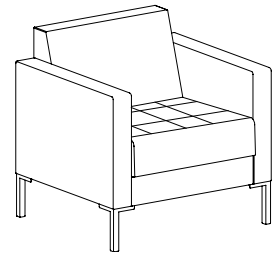
**Plain Back (PBC)
Plain Seat (PSC)**



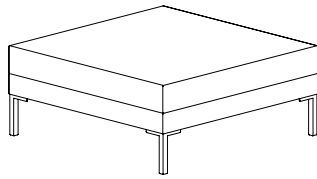
**Quilted Back (QBC)
Plain Seat (PSC)**



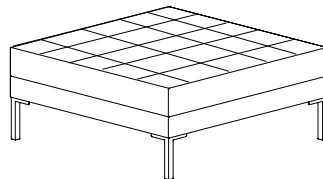
**Quilted Back (QBC)
Quilted Seat (QSC)**



**Plain Back (PBC)
Quilted Seat (QSC)**



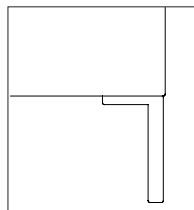
**Plain Seat
(PSC)**



**Quilted Seat
(QSC)**

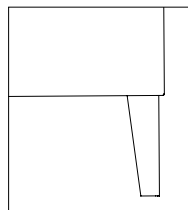
5. Foot Options for Lounge Seating and Ottomans:

Sled base foot available on lounge seating units only.



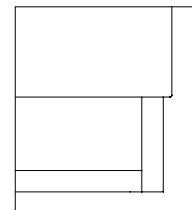
Metal Foot (MF)

ASL Arctic Silver
MBK Matte Black
PEW Pewter
SNK Soft Nickel
CHR Chrome + \$29 list



Wood Foot (WF)

+ \$316 list



Sled Foot (SF)

+ \$288 list

Maple Finishes available on both Wood and Sled Foot Styles:

CAG Aged Ash Coordinate
CAL Ale Light Coordinate
ALM Ale Medium
AUB Auburn
BRL Barley
CBE Blonde Echo Coordinate
CBO Bourbon Light Coordinate
BBM Bourbon Medium
CBZ Brazilwood Coordinate
CBG Brighton Light Coordinate
BRM Brighton Medium

BUT Butterscotch
CIN Cinnamon
CLA Classic
CCF Coffee Coordinate
CLL Collectors
CCR Cremello Coordinate
EAR Earthy
ESP Espresso
FLX Flax
CFL Florence Walnut Coordinate
CFO Fossil Coordinate

CGR Graphite Coordinate
HRV Harvest
CHL High Line Coordinate
CKC Khaki Coordinate
LGC Legacy
MCH Mocha
NTO Night Owl
COA Oatmeal Cookie Coordinate
CPI Pinnacle Walnut Coordinate
PRL Praline
SAF Saffron

SIE Sienna
CST Studio Teak Coordinate
TOF Toffee
TRF Truffle
VEN Venetian
CVI Vintage Coordinate
CWH Walnut Heights Coordinate
CWE Weathered Ash Coordinate

6. Arm Cap

Available in wood, solid surface and 3D Black Laminate. 3D Black laminate is fully sealed to prevent water, bacteria and dirt from penetrating through surface.


A. Wood (WAC) - add \$190 per set

In same wood seating finishes listed above for foot options.

B. Solid Surface (SAC) - add \$306 per set


ARM Armadillo
BLP Black Pearl
PEB Pebble Pearl
PUR Pure White

C. Black 3D Laminate (B3LAC) - add \$190 per set



Description + General Information

Swivel Club Chair with 4 Star Base - Armless



- four star 30" diameter polished aluminum base with glide
- discreet cleanout feature allows for easier cleaning between the back and the seat
- under mount power center available - order EC30 separately

Dimensions	D	W	H	Shipping	
Overall	27 ½	24 ½	31	Ctn Wt	48
Seat	20	24 ½	18	Cu Ft	13

	Single Upholstery	Frame Zone 1	Back Zone 2	Seat Zone 3
COM Ydg	2 ¾	½	1 ½	1 ¼
COL Sq Ft	50	9	27	22

Single Upholstery Specify: Model | Upholstery | Back Style | Seat Style

TK1603														
	COM	COL	A	B	C	D	E	F	G	H	I	J	L1	L2
Single Uph	\$1,350	\$1,493	\$1,373	\$1,416	\$1,493	\$1,592	\$1,691	\$1,844	\$2,009	\$2,184	\$2,458	\$2,787	\$2,041	\$2,239


Multiple Upholstery Specify: Model | Frame Upholstery | Back Uph | Seat Uph | Back Style | Seat Style

TK1603_M														
Base Price: \$1,350		To the Base Price, add the appropriate upcharges by grade, per zone												
	COM	COL	A	B	C	D	E	F	G	H	I	J	L1	L2
Frame - Zone 1	+ \$0	+ \$35	+ \$6	+ \$16	+ \$35	+ \$59	+ \$82	+ \$119	+ \$159	+ \$201	+ \$266	+ \$345	+ \$166	+ \$214
Back - Zone 2	+ \$0	+ \$89	+ \$15	+ \$41	+ \$89	+ \$151	+ \$212	+ \$307	+ \$409	+ \$518	+ \$687	+ \$891	+ \$429	+ \$552
Seat - Zone 3	+ \$0	+ \$69	+ \$12	+ \$32	+ \$69	+ \$117	+ \$164	+ \$238	+ \$317	+ \$401	+ \$532	+ \$690	+ \$332	+ \$427

Model	Upholstery	Back Style	Seat Style
	Grade Vendor Pattern Colorway	PBC Plain Back Cushion QBC Quilted Back Cushion, add \$114	PSC Plain Seat Cushion QSC Quilted Seat Cushion, add \$114

Description + General Information

Swivel Club Chair with 4 Star Base



- four star 30" diameter polished aluminum base with glide
- discreet cleanout feature allows for easier cleaning between the back and the seat
- under mount power center available - order EC30 separately

Dimensions	D	W	H	Shipping	
Overall	27 ½	30 ½	31	Ctn Wt	70
Seat	20	23 ½	18	Cu Ft	15
Arm			25 ½		

	Single Upholstery	Frame Zone 1	Back Zone 2	Seat Zone 3
COM Ydg	4 ½	3	1 ½	1 ¼
COL Sq Ft	81	51	27	22

Single Upholstery Specify: Specify: Model | Upholstery | Back Style | Seat Style | Arm Cap

TK1601

	COM	COL	A	B	C	D	E	F	G	H	I	J	L1	L2
Single Uph	\$1,993	\$2,236	\$2,031	\$2,105	\$2,236	\$2,404	\$2,571	\$2,832	\$3,112	\$3,410	\$3,876	\$4,436	\$3,168	\$3,504

Multiple Upholstery Specify: Model | Frame Upholstery | Back Uph | Seat Uph | Back Style | Seat Style | Arm Cap

TK1601_M

Base Price: \$1,993 To the Base Price, add the appropriate upcharges by grade, per zone

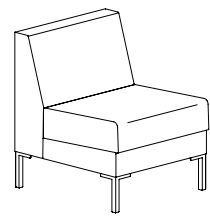
	COM	COL	A	B	C	D	E	F	G	H	I	J	L1	L2
Frame - Zone 1	+ \$0	+ \$166	+ \$26	+ \$77	+ \$166	+ \$281	+ \$395	+ \$573	+ \$764	+ \$967	+ \$1,285	+ \$1,667	+ \$802	+ \$1,032
Back - Zone 2	+ \$0	+ \$89	+ \$14	+ \$41	+ \$89	+ \$150	+ \$211	+ \$306	+ \$409	+ \$517	+ \$687	+ \$891	+ \$429	+ \$552
Seat - Zone 3	+ \$0	+ \$69	+ \$11	+ \$32	+ \$69	+ \$117	+ \$164	+ \$237	+ \$316	+ \$401	+ \$532	+ \$690	+ \$332	+ \$427

- arm considered part of frame

Model	Upholstery	Back Style	Seat Style	Arm Cap
	Grade Vendor Pattern Colorway	PBC Plain Back Cushion QBC Quilted Back Cushion, add \$114	PSC Plain Seat Cushion QSC Quilted Seat Cushion, add \$114	NAC No Arm Cap B3LAC Black 3D Laminate, add \$190 per set WAC Wood, add \$190 per set See JSI Standard Seating Finishes SAC Solid Surface, add \$306 per set See JSI Standard Solid Surfaces

Description + General Information

Single Seat Lounge - Armless



- discreet cleanout feature allows for easier cleaning between the back and the seat
- under mount power center available - order EC30 separately

Dimensions	D	W	H	Shipping	
Overall	27 ½	24 ½	31	Ctn Wt	43
Seat	20	24 ½	18	Cu Ft	13

	Single Upholstery	Frame Zone 1	Back Zone 2	Seat Zone 3
COM Ydg	2 ¾	½	1 ½	1 ¼
COL Sq Ft	50	9	27	22

Single Upholstery Specify: Model | Upholstery | Back Style | Seat Style | Foot Style

TK1613														
	COM	COL	A	B	C	D	E	F	G	H	I	J	L1	L2
Single Uph	\$1,161	\$1,304	\$1,183	\$1,227	\$1,304	\$1,403	\$1,501	\$1,655	\$1,819	\$1,995	\$2,269	\$2,598	\$1,852	\$2,050

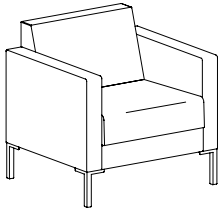
Multiple Upholstery Specify: Model | Frame Upholstery | Back Uph | Seat Uph | Back Style | Seat Style | Foot Style

TK1613_M														
Base Price: \$1,161		To the Base Price, add the appropriate upcharges by grade, per zone												
	COM	COL	A	B	C	D	E	F	G	H	I	J	L1	L2
Frame - Zone 1	+ \$0	+ \$35	+ \$6	+ \$16	+ \$35	+ \$59	+ \$82	+ \$119	+ \$158	+ \$201	+ \$266	+ \$345	+ \$166	+ \$214
Back - Zone 2	+ \$0	+ \$89	+ \$14	+ \$41	+ \$89	+ \$151	+ \$211	+ \$307	+ \$408	+ \$518	+ \$687	+ \$891	+ \$429	+ \$552
Seat - Zone 3	+ \$0	+ \$69	+ \$11	+ \$32	+ \$69	+ \$117	+ \$164	+ \$238	+ \$316	+ \$401	+ \$532	+ \$690	+ \$332	+ \$427

Model	Upholstery	Back Style	Seat Style	Foot Style
	Grade Vendor Pattern Colorway	PBC Plain Back Cushion QBC Quilted Back Cushion, add \$114	PSC Plain Seat Cushion QSC Quilted Seat Cushion, add \$114	MF Metal Foot See Teekan Metal Finishes WF Wood Foot, add \$316 See JSI Standard Seating Finishes SF Sled Foot, add \$288 See JSI Standard Seating Finishes

Description + General Information

Single Seat Lounge



- discreet cleanout feature allows for easier cleaning between the back and the seat
- under mount power center available - order EC30 separately

Dimensions	D	W	H
Overall	27 ½	30 ½	31
Seat	20	23 ½	18
Arm			25 ½

Shipping	
Ctn Wt	65
Cu Ft	15

	Single Upholstery	Frame Zone 1	Back Zone 2	Seat Zone 3
COM Ydg	4 ½	3	1 ½	1 ¼
COL Sq Ft	81	51	27	22

Single Upholstery Specify: Model | Upholstery | Back Style | Seat Style | Foot Style | Arm Cap

TK1611

	COM	COL	A	B	C	D	E	F	G	H	I	J	L1	L2
Single Uph	\$1,710	\$1,952	\$1,747	\$1,822	\$1,952	\$2,120	\$2,288	\$2,549	\$2,829	\$3,127	\$3,593	\$4,152	\$2,885	\$3,220

Multiple Upholstery Specify: Model | Frame Upholstery | Back Uph | Seat Uph | Back Style | Seat Style | Foot Style | Arm Cap

TK1611_M


Base Price: \$1,710	To the Base Price, add the appropriate upcharges by grade, per zone													
	COM	COL	A	B	C	D	E	F	G	H	I	J	L1	L2
Frame - Zone 1	+ \$0	+ \$166	+ \$26	+ \$77	+ \$166	+ \$280	+ \$395	+ \$573	+ \$764	+ \$967	+ \$1,285	+ \$1,667	+ \$802	+ \$1,031
Back - Zone 2	+ \$0	+ \$89	+ \$14	+ \$41	+ \$89	+ \$150	+ \$211	+ \$306	+ \$409	+ \$517	+ \$687	+ \$891	+ \$429	+ \$551
Seat - Zone 3	+ \$0	+ \$69	+ \$11	+ \$32	+ \$69	+ \$116	+ \$164	+ \$237	+ \$316	+ \$401	+ \$532	+ \$690	+ \$332	+ \$427

- arm considered part of frame

Model	Upholstery	Back Style	Seat Style	Foot Style	Arm Cap
	Grade Vendor Pattern Colorway	PBC Plain Back Cushion QBC Quilted Back Cushion, add \$114	PSC Plain Seat Cushion QSC Quilted Seat Cushion, add \$114	MF Metal Foot See Teekan Metal Finishes WF Wood Foot, add \$316 See JSI Standard Seating Finishes SF Sled Foot, add \$288 See JSI Standard Seating Finishes	NAC No Arm Cap B3LAC Black 3D Laminate, add \$190 per set WAC Wood, add \$190 per set See JSI Standard Seating Finishes SAC Solid Surface, add \$306 per set See JSI Standard Solid Surfaces

Description + General Information

Two Seat Lounge - Armless



- discreet cleanout feature allows for easier cleaning between the back and the seat
- under mount power center available - order EC30 separately

Dimensions	D	W	H
Overall	27 ½	48 ½	31
Seat	20	48 ½	18

Shipping	
Ctn Wt	86
Cu Ft	24

	Single Upholstery	Frame Zone 1	Back Zone 2	Seat Zone 3
COM Ydg	4	½	2 ½	1 ½
COL Sq Ft	72	15	45	26

Single Upholstery Specify: Model | Upholstery | Back Style | Seat Style | Foot Style

TK1623														
	COM	COL	A	B	C	D	E	F	G	H	I	J	L1	L2
Single Uph	\$1,731	\$1,988	\$1,771	\$1,850	\$1,988	\$2,165	\$2,343	\$2,619	\$2,916	\$3,231	\$3,725	\$4,317	\$2,975	\$3,330

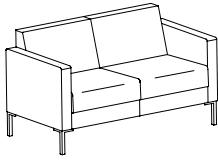
Multiple Upholstery Specify: Model | Frame Upholstery | Back Uph | Seat Uph | Back Style | Seat Style | Foot Style

TK1623_M														
Base Price: \$1,731		To the Base Price, add the appropriate upcharges by grade, per zone												
	COM	COL	A	B	C	D	E	F	G	H	I	J	L1	L2
Frame - Zone 1	+ \$0	+ \$40	+ \$7	+ \$19	+ \$40	+ \$68	+ \$96	+ \$139	+ \$185	+ \$234	+ \$311	+ \$403	+ \$194	+ \$249
Back - Zone 2	+ \$0	+ \$138	+ \$22	+ \$64	+ \$138	+ \$232	+ \$327	+ \$474	+ \$632	+ \$800	+ \$1,064	+ \$1,380	+ \$664	+ \$853
Seat - Zone 3	+ \$0	+ \$98	+ \$16	+ \$45	+ \$98	+ \$164	+ \$232	+ \$336	+ \$448	+ \$567	+ \$754	+ \$977	+ \$470	+ \$605

Model	Upholstery	Back Style	Seat Style	Foot Style
	Grade Vendor Pattern Colorway	PBC Plain Back Cushion QBC Quilted Back Cushion, add \$171	PSC Plain Seat Cushion QSC Quilted Seat Cushion, add \$171	MF Metal Foot See Teekan Metal Finishes WF Wood Foot, add \$316 See JSI Standard Seating Finishes SF Sled Foot, add \$288 See JSI Standard Seating Finishes

Description + General Information

Two Seat Lounge



- discreet cleanout feature allows for easier cleaning between the back and the seat
- under mount power center available - order EC30 separately

Dimensions	D	W	H
Overall	27 ½	55	31
Seat	20	47 ½	18
Arm			25 ½

Shipping	
Ctn Wt	65
Cu Ft	15

	Single Upholstery	Frame Zone 1	Back Zone 2	Seat Zone 3
COM Ydg	5 ¼	3	2 ½	1 ½
COL Sq Ft	95	51	45	26

Single Upholstery Specify: Model | Upholstery | Back Style | Seat Style | Foot Style | Arm Cap

TK1621

	COM	COL	A	B	C	D	E	F	G	H	I	J	L1	L2
Single Uph	\$2,303	\$2,631	\$2,354	\$2,454	\$2,631	\$2,858	\$3,085	\$3,438	\$3,816	\$4,220	\$4,851	\$5,607	\$3,892	\$4,346

Multiple Upholstery Specify: Model | Frame Upholstery | Back Uph | Seat Uph | Back Style | Seat Style | Foot Style | Arm Cap

TK1621_M


Base Price: \$2,303	To the Base Price, add the appropriate upcharges by grade, per zone													
	COM	COL	A	B	C	D	E	F	G	H	I	J	L1	L2
Frame - Zone 1	+ \$0	+ \$180	+ \$28	+ \$83	+ \$180	+ \$305	+ \$429	+ \$622	+ \$829	+ \$1,051	+ \$1,396	+ \$1,811	+ \$871	+ \$1,120
Back - Zone 2	+ \$0	+ \$137	+ \$22	+ \$64	+ \$137	+ \$232	+ \$327	+ \$474	+ \$632	+ \$801	+ \$1,064	+ \$1,380	+ \$664	+ \$853
Seat - Zone 3	+ \$0	+ \$97	+ \$16	+ \$45	+ \$97	+ \$165	+ \$232	+ \$336	+ \$448	+ \$567	+ \$754	+ \$977	+ \$470	+ \$605

- arm considered part of frame

Model	Upholstery	Back Style	Seat Style	Foot Style	Arm Cap
	Grade Vendor Pattern Colorway	PBC Plain Back Cushion QBC Quilted Back Cushion, add \$171	PSC Plain Seat Cushion QSC Quilted Seat Cushion, add \$171	MF Metal Foot See Teekan Metal Finishes WF Wood Foot, add \$316 See JSI Standard Seating Finishes SF Sled Foot, add \$288 See JSI Standard Seating Finishes	NAC No Arm Cap B3LAC Black 3D Laminate, add \$190 per set WAC Wood, add \$190 per set See JSI Standard Seating Finishes SAC Solid Surface, add \$306 per set See JSI Standard Solid Surfaces

Description + General Information

Three Seat Lounge - Armless



- discreet cleanout feature allows for easier cleaning between the back and the seat
- under mount power center available - order EC30 separately

Dimensions	D	W	H	Shipping	
Overall	27 ½	71 ½	31	Ctn Wt	103
Seat	20	71 ½	18	Cu Ft	36

	Single Upholstery	Frame Zone 1	Back Zone 2	Seat Zone 3
COM Ydg	5 ½	1	3 ¼	1 ¾
COL Sq Ft	99	15	56	57

Single Upholstery Specify: Model | Upholstery | Back Style | Seat Style | Foot Style

TK1633														
	COM	COL	A	B	C	D	E	F	G	H	I	J	L1	L2
Single Uph	\$2,481	\$2,823	\$2,534	\$2,639	\$2,823	\$3,060	\$3,297	\$3,665	\$4,060	\$4,481	\$5,139	\$5,929	\$4,139	\$4,613

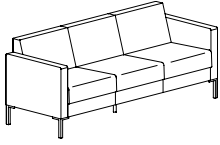
Multiple Upholstery Specify: Model | Frame Upholstery | Back Uph | Seat Uph | Back Style | Seat Style | Foot Style

TK1633_M														
Base Price: \$2,481	To the Base Price, add the appropriate upcharges by grade, per zone													
	COM	COL	A	B	C	D	E	F	G	H	I	J	L1	L2
Frame - Zone 1	+ \$0	+ \$46	+ \$8	+ \$22	+ \$46	+ \$78	+ \$109	+ \$158	+ \$211	+ \$267	+ \$355	+ \$460	+ \$222	+ \$285
Back - Zone 2	+ \$0	+ \$180	+ \$28	+ \$83	+ \$180	+ \$304	+ \$429	+ \$622	+ \$829	+ \$1,050	+ \$1,396	+ \$1,811	+ \$871	+ \$1,120
Seat - Zone 3	+ \$0	+ \$140	+ \$22	+ \$65	+ \$140	+ \$237	+ \$334	+ \$484	+ \$645	+ \$817	+ \$1,086	+ \$1,408	+ \$678	+ \$871

Model	Upholstery	Back Style	Seat Style	Foot Style
	Grade Vendor Pattern Colorway	PBC Plain Back Cushion QBC Quilted Back Cushion, add \$228	PSC Plain Seat Cushion QSC Quilted Seat Cushion, add \$228	MF Metal Foot See Teekan Metal Finishes WF Wood Foot, add \$316 See JSI Standard Seating Finishes SF Sled Foot, add \$288 See JSI Standard Seating Finishes

Description + General Information

Three Seat Lounge



- discreet cleanout feature allows for easier cleaning between the back and the seat
- under mount power center available - order EC30 separately

Dimensions	D	W	H
Overall	27 ½	78	31
Seat	20	70 ½	18
Arm			25 ½

Shipping	
Ctn Wt	130
Cu Ft	39

	Single Upholstery	Frame Zone 1	Back Zone 2	Seat Zone 3
COM Ydg	7	3	2 ½	1 ½
COL Sq Ft	126	56	56	47

Single Upholstery Specify: Model | Upholstery | Back Style | Seat Style | Foot Style | Arm Cap

TK1631

	COM	COL	A	B	C	D	E	F	G	H	I	J	L1	L2
Single Uph	\$2,970	\$3,412	\$3,038	\$3,174	\$3,412	\$3,718	\$4,024	\$4,500	\$5,010	\$5,554	\$6,404	\$7,424	\$5,112	\$5,724

Multiple Upholstery Specify: Model | Frame Upholstery | Back Uph | Seat Uph | Back Style | Seat Style | Foot Style | Arm Cap

TK1631_M

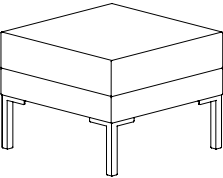
Base Price: \$2,970		To the Base Price, add the appropriate upcharges by grade, per zone												
	COM	COL	A	B	C	D	E	F	G	H	I	J	L1	L2
Frame - Zone 1	+ \$0	+ \$180	+ \$28	+ \$83	+ \$180	+ \$305	+ \$429	+ \$622	+ \$830	+ \$1,051	+ \$1,396	+ \$1,811	+ \$871	+ \$1,120
Back - Zone 2	+ \$0	+ \$180	+ \$28	+ \$83	+ \$180	+ \$305	+ \$429	+ \$622	+ \$830	+ \$1,051	+ \$1,396	+ \$1,811	+ \$871	+ \$1,120
Seat - Zone 3	+ \$0	+ \$140	+ \$22	+ \$65	+ \$140	+ \$237	+ \$334	+ \$484	+ \$645	+ \$817	+ \$1,086	+ \$1,409	+ \$678	+ \$871

- arm considered part of frame

Model	Upholstery	Back Style	Seat Style	Foot Style	Arm Cap
	Grade Vendor Pattern Colorway	PBC Plain Back Cushion QBC Quilted Back Cushion, add \$228	PSC Plain Seat Cushion QSC Quilted Seat Cushion, add \$228	MF Metal Foot See Teekan Metal Finishes WF Wood Foot, add \$316 See JSI Standard Seating Finishes SF Sled Foot, add \$288 See JSI Standard Seating Finishes	NAC No Arm Cap B3LAC Black 3D Laminate, add \$190 per set WAC Wood, add \$190 per set See JSI Standard Seating Finishes SAC Solid Surface, add \$306 per set See JSI Standard Solid Surfaces

Description + General Information

20" Square Ottoman



Dimensions	D	W	H	Shipping	
Overall	20	20	15 1/4	Ctn Wt	35
Seat	20	20	15 ¼	Cu Ft	4

	Single Upholstery	Seat Zone 1	Apron Zone 2
COM Ydg	1 ¼	¾	¾
COL Sq Ft	23	13	13

Single Upholstery Specify: Model | Upholstery | Seat Style | Foot Style

TK2020														
	COM	COL	A	B	C	D	E	F	G	H	I	J	L1	L2
Single Uph	\$806	\$877	\$817	\$839	\$877	\$926	\$976	\$1,052	\$1,135	\$1,222	\$1,359	\$1,524	\$1,151	\$1,250

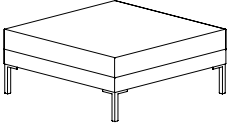
Multiple Upholstery Specify: Model | Apron Upholstery |Seat Upholstery | Seat Style | Foot Style

TK2020_M														
Base Price: \$806		To the Base Price, add the appropriate upcharges by grade, per zone												
	COM	COL	A	B	C	D	E	F	G	H	I	J	L1	L2
Apron - Zone 1	+ \$0	+ \$40	+ \$7	+ \$19	+ \$40	+ \$68	+ \$96	+ \$138	+ \$185	+ \$233	+ \$310	+ \$403	+ \$194	+ \$249
Seat - Zone 2	+ \$0	+ \$46	+ \$8	+ \$22	+ \$46	+ \$77	+ \$109	+ \$158	+ \$211	+ \$267	+ \$354	+ \$460	+ \$221	+ \$285

Model	Upholstery	Seat Style	Foot Style
	Grade Vendor Pattern Colorway	PSC Plain Seat Cushion QSC Quilted Seat Cushion, add \$114	MF Metal Foot See Teekan Metal Finishes WF Wood Foot, add \$316 See JSI Standard Seating Finishes

Description + General Information

36" Square Ottoman



Dimensions	D	W	H	Shipping	
Overall	20	20	15 1/4	Ctn Wt	48
Seat	20	20	15 1/4	Cu Ft	12

	Single Upholstery	Seat Zone 1	Apron Zone 2
COM Ydg	2 1/4	2	3/4
COL Sq Ft	41	35	13

Single Upholstery Specify: Model | Upholstery | Seat Style | Foot Style

TK3636														
	COM	COL	A	B	C	D	E	F	G	H	I	J	L1	L2
Single Uph	\$1,315	\$1,472	\$1,339	\$1,387	\$1,472	\$1,580	\$1,689	\$1,858	\$2,039	\$2,232	\$2,533	\$2,895	\$2,075	\$2,292

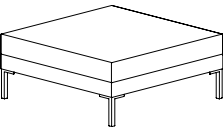
Multiple Upholstery Specify: Model | Apron Upholstery | Seat Upholstery | Seat Style | Foot Style

TK3636_M														
Base Price: \$1,315		To the Base Price, add the appropriate upcharges by grade, per zone												
	COM	COL	A	B	C	D	E	F	G	H	I	J	L1	L2
Apron - Zone 1	+ \$0	+ \$58	+ \$9	+ \$27	+ \$58	+ \$97	+ \$136	+ \$198	+ \$264	+ \$334	+ \$443	+ \$575	+ \$277	+ \$356
Seat - Zone 2	+ \$0	+ \$115	+ \$18	+ \$53	+ \$115	+ \$193	+ \$272	+ \$395	+ \$527	+ \$667	+ \$886	+ \$1,150	+ \$553	+ \$711

Model	Upholstery	Seat Style	Foot Style
	Grade Vendor Pattern Colorway	PSC Plain Seat Cushion QSC Quilted Seat Cushion, add \$171	MF Metal Foot See Teekan Metal Finishes WF Wood Foot, add \$316 See JSI Standard Seating Finishes

Description + General Information

48" Square Ottoman



Dimensions	D	W	H	Shipping	
Overall	48	48	15 1/4	Ctn Wt	68
Seat	48	48	15 ¼	Cu Ft	21

	Single Upholstery	Seat Zone 1	Apron Zone 2
COM Ydg	3	2 ¼	¾
COL Sq Ft	54	40	13

Single Upholstery Specify: Model | Upholstery | Seat Style | Foot Style

TK4848														
	COM	COL	A	B	C	D	E	F	G	H	I	J	L1	L2
Single Uph	\$1,456	\$1,627	\$1,482	\$1,535	\$1,627	\$1,745	\$1,864	\$2,048	\$2,245	\$2,456	\$2,785	\$3,180	\$2,285	\$2,522

Multiple Upholstery Specify: Model | Apron Upholstery |Seat Upholstery | Seat Style | Foot Style


TK4848_M														
Base Price: \$1,456		To the Base Price, add the appropriate upcharges by grade, per zone												
	COM	COL	A	B	C	D	E	F	G	H	I	J	L1	L2
Apron - Zone 1	+ \$0	+ \$57	+ \$9	+ \$27	+ \$57	+ \$97	+ \$136	+ \$198	+ \$263	+ \$334	+ \$443	+ \$575	+ \$277	+ \$356
Seat - Zone 2	+ \$0	+ \$132	+ \$20	+ \$61	+ \$132	+ \$222	+ \$313	+ \$454	+ \$605	+ \$767	+ \$1,019	+ \$1,322	+ \$636	+ \$818

Model	Upholstery	Seat Style	Foot Style
	Grade Vendor Pattern Colorway	PSC Plain Seat Cushion QSC Quilted Seat Cushion, add \$209	MF Metal Foot See Teekan Metal Finishes WF Wood Foot, add \$316 See JSI Standard Seating Finishes

Description + General Information

Power Center - Under Mount

EC30	List Price
	\$528



- front frame mount - field installed
- simplex receptacle and two USB/10' - three prong plug power cord
- 10' cord
- overall mounting bracket tabs: 5" w
- specify black or white - cord color will match unit; optional graphite fabric cord available; specify and add \$196 list

Dimensions	D	W	H
Overall	2 ¾	4	2 9/16

Shipping	
Ctn Wt	48
Cu Ft	12

Electrical Specify: Color Cord

Totem Order Check List:



Specify:
☐ 1. Model Number
☐ 2. Fabric Selection - vendor, pattern and color

Example:

TM24C (model #)	MOMENTUM (fabric vendor)	VOX (pattern name)	MYSTIC (pattern color)
---------------------------	------------------------------------	------------------------------	----------------------------------

1. Model Number

2. Fabric Selection - Please supply the following:
Fabric vendor/Pattern name/Pattern color

[For a complete list of JSI Standard and Graded-In Textiles click here](#)

When specifying contrasting upholstery, indicate clearly which upholstery is to be applied to the top and to the side. Use higher grade pricing.

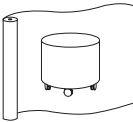
- Indicate direction of fabric - Railroaded or Up the Roll
- Please provide illustration, if available

All COM orders must include the following:


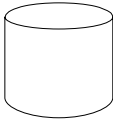
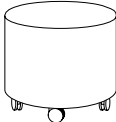
- Vendor's name, pattern name and color
- Sample of the fabric attached to order
- Model numbers of items for fabric application
- Special application instructions (e.g., all stripes will be applied front to back unless specified otherwise)
- Customer and purchase order number

Ship prepaid COM material to:
JSI
Attn: COM Dept
201 East Martin Street
Receiving B, Dock 71
Orleans, IN 47452

Application of fabric:
Railroaded



All COM orders will ship at standard lead time from receipt of COM.

Description	① Model	Specifications				List Price Per Grade	
<div>Round Pod</div> 	<div>TM17</div> <div><div>· upholstered base</div><div>· five 1" diameter black nylon glides</div></div>	Dimensions	D	W	H	COM	\$689
		Overall	17		18	A	\$726
		Seat			18	B	\$782
		Upholstery		Shipping		COL/C	\$877
		COM Ydg	2	Ctn Wt	20	D	\$1,000
		COL Sq Ft	36	Cu Ft	5	E	\$1,123
						F	\$1,310
						G	\$1,515
						H	\$1,731
						I	\$2,070
				J	\$2,479		
				L1	\$1,556		
				L2	\$1,771		
<div>Round Pod</div> 	<div>TM24</div> <div><div>· upholstered base</div><div>· five 1" diameter black nylon glides</div></div>	Dimensions	D	W	H	COM	\$871
		Overall	24		18	A	\$919
		Seat			18	B	\$988
		Upholstery		Shipping		COL/C	\$1,106
		COM Ydg	2 ½	Ctn Wt	32	D	\$1,262
		COL Sq Ft	45	Cu Ft	8	E	\$1,414
						F	\$1,650
						G	\$1,905
						H	\$2,174
						I	\$2,599
				J	\$3,108		
				L1	\$1,954		
				L2	\$2,227		
<div>Mobile Round Pod</div> 	<div>TM24C</div> <div><div>· upholstered base</div><div>· five 80 mm casters</div></div>	Dimensions	D	W	H	COM	\$1,021
		Overall	24		18	A	\$1,070
		Seat			18	B	\$1,138
		Upholstery		Shipping		COL/C	\$1,257
		COM Ydg	2 ½	Ctn Wt	32	D	\$1,410
		COL Sq Ft	45	Cu Ft	8	E	\$1,562
						F	\$1,799
						G	\$2,056
						H	\$2,325
						I	\$2,750
				J	\$3,257		
				L1	\$2,106		
				L2	\$2,376		

To Order, Specify:

- 1 Model Number
 2 Fabric Selection - vendor, pattern and color

- 2 Visit www.jsifurniture.com/finishes-and-materials/textiles for our textiles program. See selection of standard and graded in manufacturers and patterns.

Specifications

- Wood frame.
- Pod is upholstered with 2" high density polyurethane foam.

Trinity Order Check List:



Specify:

☐ 1. Model Number

☐ 2. Wood Species - Beech (B)

☐ 3. Wood Finish/Paint Color

☐ 4. Metal Frame Tier/Color:

A. Tier 1 - no upcharge

B. Tier 2 - add \$48 list

C. Tier 3 - add \$93 list

D. Tier 4 - add \$140 list

☐ 5. Fabric Selection - vendor, pattern and color

☐ 6. Wood Back Style - R, S, T, U, V or W

☐ 7. Optional Linking Brackets - add \$41 list per chair

☐ 8. Optional Laser Engraving Back Imprint - specify location and size

☐ 9. Optional Laser Cut Out - specify location and size

Example:

TR503A	B	AUB	MBK	MOMENTUM	VOX	MYSTIC
(model #)	(wood species)	(finish)	(frame color)	(fabric vendor)	(pattern name)	(pattern color)

1. Model Number

2. Wood Species - Beech (B)

3. Wood Finish/Color Options:

CAG	Aged Ash Coordinate	CFO	Fossil Coordinate
CAL	Ale Light Coordinate	CGR	Graphite Coordinate
ALM	Ale Medium	HRV	Harvest
AUB	Auburn	CHL	High Line Coordinate
BRL	Barley	CKC	Khaki Coordinate
CBE	Blonde Echo Coordinate	LGC	Legacy
CBO	Bourbon Light Coordinate	MCH	Mocha
BBM	Bourbon Medium	NTO	Night Owl
CBZ	Brazilwood Coordinate	COA	Oatmeal Cookie Coordinate
CBG	Brighton Light Coordinate	CPI	Pinnacle Walnut Coordinate
BRM	Brighton Medium	PRL	Praline
BUT	Butterscotch	SAF	Saffron
CIN	Cinnamon	SIE	Sienna
CLA	Classic	CST	Studio Teak Coordinate
CCF	Coffee Coordinate	TOF	Toffee
CLL	Collectors	TRF	Truffle
CCR	Cremello Coordinate	VEN	Venetian
EAR	Earthy	CVI	Vintage Coordinate
ESP	Espresso	CWH	Walnut Heights Coordinate
FLX	Flax	CWE	Weathered Ash Coordinate
CFL	Florence Walnut Coordinate		

Paint Color - Add \$43 list per item

BKD	Backdrop	GRV	Greek Villa
BFX	Black Fox	GLF	Gulf Stream
BWH	Bright White	HTB	Heartthrob
CGP	Cargo Pants	NET	Network Gray
CHT	Chatroom	NWH	Nonchalant White
DSY	Daisy	PAR	Paradise
DRG	Daring	QXP	Quixotic Plum
DYN	Dynamo	RBZ	Relic Bronze
ENG	Enigma	SND	Sandbank
FRR	French Roast	STM	Storm
GBY	Georgian Bay	TRC	Tricorn Black

4. Metal Frame Tier/Color:

Tier 1:

MBK	Matte Black	CHR	Chrome
-----	-------------	-----	--------

Tier 2: add \$48 list

ASL	Arctic Silver	BWH	Bright White
PEW	Pewter	SNK	Soft Nickel

Tier 3: add \$93 list

CAR	Carmine Red (RAL3002)	SPB	Sapphire Blue (RAL4007)
LGR	Leaf Green (RAL6002)	TBL	Traffic Blue (RAL5017)
PPV	Purple Violet (RAL4007)	ZYL	Zinc Yellow (RAL1018)
SIG	Signal Orange (RAL2010)		

Tier 4: add \$140 list

BRD	Beige Red (RAL3012)	SGR	Signal Green (RAL6032)
COP	Copper Brown (RAL8004)	SGY	Silk Grey (RAL7044)
HYL	Honey Yellow (RAL1005)	SKY	Sky Blue(RAL5015)
MTQ	Mint Turquoise (RAL6033)	TQP	Turquoise Pastel (RAL6034)
OGR	Olive Green (RAL6003)	TRD	Traffic Red (RAL3020)
QZG	Quartz Grey (RAL7039)	MHB	Mahogany Brown (RAL8016)
SAL	Salmon Orange (RAL2012)		

5. Fabric Selection - Please supply the following:

Fabric vendor/Pattern name/Pattern color

[For a complete list of JSI Standard and Graded-In Textiles click here](#)

When specifying contrasting upholstery, indicate clearly which upholstery is to be applied to the seat and back. Use higher grade pricing.

- Indicate direction of fabric - Railroaded or Up the Roll
- Please provide illustration, if available


All COM orders must include the following:

- Vendor's name, pattern name and color
- Sample of the fabric attached to order
- Model numbers of items for fabric application
- Special application instructions (e.g., all stripes will be applied front to back unless specified otherwise)
- Customer and purchase order number


Ship prepaid COM
material to:

JSI
Attn: COM Dept
201 East Martin Street
Receiving B, Dock 71
Orleans, IN 47452

Application of fabric:
Railroaded Up the Roll



All COM orders will ship at standard lead time from receipt of COM except for orders requiring special custom matched finishes.

6. Wood Back Options:**7. Optional Linking Brackets** - add \$41 list per chair**8. Optional Laser Engraving Back Imprint** - available on models TR503A/C. See page 29 for details.

Specify:

- location - inside/outside of back.
- size of design

9. Optional Laser Cut Out Available - available on models TR503A/C. Specify location and size. See page 29 for details.

Description

① Model

Specifications

List Price Per Grade

Side Chair



TR503D Fully Upholstered

- protective stack bumpers
- not recommended for stacking

Dimensions	D	W	H
Overall	22	18 ½	33 ¾
Seat	16	17	19
Upholstery		Shipping	
COM Ydg	1 ¼	Ctn Wt	16
COL Sq Ft	25	Cu Ft	9

COM	\$766
A	\$794
B	\$825
COL/C	\$881
D	\$953
E	\$1,024
F	\$1,098
G	\$1,205
H	\$1,320
I	\$1,494
J	\$1,710
L1	\$1,227
L2	\$1,341

Stack/Side Chair

TR503A
all woodTR503C
uph. seat

TR503A All Wood

TR503C Upholstered Seat

- protective stack bumpers
- stacks ten high
- upholstered models not recommended for stacking
- optional laser engraving back imprint, specify location and size - see page 29 for details.
- optional laser cut out, specify location and size - see page 29 for details

Dimensions	D	W	H
Overall	22	18 ½	33 ¾
Seat	16	17	19
Upholstery		Shipping	
COM Ydg	¾	Ctn Wt	16
COL Sq Ft	9	Cu Ft	9

All Wood	\$550
COM	\$650
A	\$668
B	\$687
COL/C	\$720
D	\$764
E	\$804
F	\$849
G	\$914
H	\$984
I	\$1,090
J	\$1,218
L1	\$929
L2	\$996

Description

D

W

H

CTN
WTCU
FT

① Model

List Price

Dolly

21

20

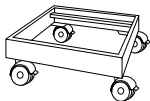
8

15

4

TR500

\$404



- stacks up to ten high

To Order, Specify:

① Model Number

② Wood Species - Beech (B)

③ Wood Finish/Paint Color

④ Metal Frame Tier/Color

Tier 1:

MBK Matte Black
CHR Chrome

Tier 3: Add \$93 list

CAR Carmine Red
LGR Leaf Green
PPB Purple Violet
SIG Signal Orange
SPB Sapphire Blue
TBL Traffic Blue
ZYL Zink Yellow

Tier 2: Add \$48 list

ASL Arctic Silver
BWH Bright White
PEW Pewter

Tier 4: Add \$140 list

BRD Beige Red
COP Copper Brown
HYL Honey Yellow
MTQ Mint Turquoise
OGR Olive Green
QZG Quartz Grey
SAL Salmon Orange

SGR Signal Green
SGY Silk Grey
QP Turquoise Pastel
TRD Traffic Red
MHB Mahogany Brown

③ Wood Finish/Color Options:

CAG Aged Ash Coordinate
CAL Ale Light Coordinate
ALM Ale Medium
AUB Auburn
BRL Barley
CBE Blonde Echo Coordinate
CBO Bourbon Light Coordinate
BBM Bourbon Medium
CBZ Brazilwood Coordinate
CBG Brighton Light Coordinate
BRM Brighton Medium
BUT Butterscotch
CIN Cinnamon
CLA Classic
CCF Coffee Coordinate
CLL Collectors
CCR Cremello Coordinate
EAR Earthy
ESP Espresso
FLX Flax
CFL Florence Walnut Coordinate

Paint Color - Add \$43 list per item

BKD Backdrop
BFX Black Fox
BWH Bright White
CGP Cargo Pants
CHT Chatroom
DSY Daisy
DRG Daring
DYN Dynamo
ENG Enigma
FRR French Roast
GBY Georgian Bay

CFO Fossil Coordinate
CGR Graphite Coordinate
HRV Harvest
CHL High Line Coordinate
CKC Khaki Coordinate
LGC Legacy
MCH Mocha
NTO Night Owl
COA Oatmeal Cookie Coordinate
CPI Pinnacle Walnut Coordinate
PRL Praline
SAF Saffron
SIE Sienna
CST Studio Teak Coordinate
TOF Toffee
TRF Truffle
VEN Venetian
CVI Vintage Coordinate
CWH Walnut Heights Coordinate
CWE Weathered Ash Coordinate

GRV Greek Villa
GLF Gulf Stream
HTB Heartthrob
NET Network Gray
NWH Nonchalant White
PAR Paradise
QXP Quixotic Plum
RBZ Relic Bronze
SND Sandbank
STM Storm
TRC Tricorn Black

- ⑤ Visit www.jsifurniture.com/finishes-and-materials/textiles for our textiles program. See selection of standard and graded in manufacturers and patterns.

Shell Specifications

- Wood species - Beech.
- Stacks ten high.
- Consists of seven-ply hardwood construction.
- Contoured molded seat panel.
- Upholstered shell or seat ½" polyurethane foam.

Frame Specifications

- Manufactured with 7/16" solid steel rod.
- Four clear plastic glides - chrome frame.
- Four black plastic glides - black frame.
- Four protective stack bumpers.

Tyler Order Check List:



Specify:

- ☐ 1. Model Number
- ☐ 2. Fabric Selection - vendor, pattern and color
- ☐ 3. Base Selection - black polyurethane base standard
 - A. Aluminum Base - add \$113 list
 - B. Black Pneumatic Jury Base - add \$198 list
- ☐ 4. Optional Mid-Pivot Swivel-Tilt Mechanism - add \$144 list
- ☐ 5. Optional Base Glides - add \$16 list

Example:

TY8600 | MOMENTUM | VOX | MYSTIC
 (model #) | (fabric vendor) | (pattern name) | (pattern color)

1. Model Number

2. Fabric Selection - Please supply the following: Fabric vendor/Pattern name/Pattern color

[For a complete list of JSI Standard and Graded-In Textiles click here](#)

When specifying contrasting upholstery, indicate clearly which upholstery is to be applied to the seat, back and arms. Use higher grade pricing.

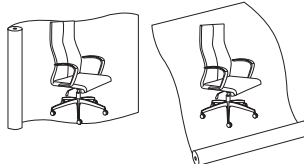
- Indicate direction of fabric - Railroaded or Up the Roll
- Please provide illustration, if available

All COM orders must include the following:

- Vendor's name, pattern name and color
- Sample of the fabric attached to order
- Model numbers of items for fabric application
- Special application instructions (e.g., all stripes will be applied front to back unless specified otherwise)
- Customer and purchase order number

Ship prepaid COM
 material to:
 JSI
 Attn: COM Dept
 201 East Martin Street
 Receiving B, Dock 71
 Orleans, IN 47452

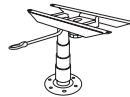
Application of fabric:
 Railroaded Up the Roll



All COM orders will ship at standard lead time from receipt of COM except for orders requiring special custom matched finishes.

3. Base Selections - black polyurethane base standard

- A. Aluminum base - add \$113 list
- B. Black pneumatic jury base - add \$198 list



Pneumatic lift-
NOT self-centering -
Standard




4. Pneumatic Swivel Tilt Control (Standard) -






Optional mid-pivot swivel-tilt
mechanism - add \$144 list

5. Optional Base Glides - add \$16 list



Description	① Model	Specifications	List Price Per Grade																												
Management Mid Back 	TY8600 <ul style="list-style-type: none"> · armless · overall height range is 37 - 42 · seat height range is 17 - 22 · jury base not available on JSI Quickship program 	<table> <tr> <th>Dimensions</th><th>D</th><th>W</th><th>H</th></tr> <tr> <td>Overall</td><td>26</td><td>26</td><td>42</td></tr> <tr> <td>Seat</td><td>18</td><td>19 ½</td><td>22</td></tr> <tr> <td>Arm</td><td></td><td></td><td></td></tr> <tr> <th>Upholstery</th><th colspan="3">Shipping</th></tr> <tr> <td>COM Ydg</td><td>1 ¾</td><td>Ctn Wt</td><td>28</td></tr> <tr> <td>COL Sq Ft</td><td>32</td><td>Cu Ft</td><td>14</td></tr> </table>	Dimensions	D	W	H	Overall	26	26	42	Seat	18	19 ½	22	Arm				Upholstery	Shipping			COM Ydg	1 ¾	Ctn Wt	28	COL Sq Ft	32	Cu Ft	14	COM \$1,070 A \$1,088 B \$1,125 COL/C \$1,187 D \$1,267 E \$1,349 F \$1,435 G \$1,555 H \$1,684 I \$1,887 J \$2,128 L1 \$1,579 L2 \$1,708
Dimensions	D	W	H																												
Overall	26	26	42																												
Seat	18	19 ½	22																												
Arm																															
Upholstery	Shipping																														
COM Ydg	1 ¾	Ctn Wt	28																												
COL Sq Ft	32	Cu Ft	14																												
Management Mid Back 	TY8610T <ul style="list-style-type: none"> · adjustable T arm · overall height range is 37 - 42 · seat height range is 17 - 22 · arm height range is 24 ¼ - 32 ¾ · jury base not available on JSI Quickship program 	<table> <tr> <th>Dimensions</th><th>D</th><th>W</th><th>H</th></tr> <tr> <td>Overall</td><td>26</td><td>26</td><td>42</td></tr> <tr> <td>Seat</td><td>18</td><td>19 ½</td><td>22</td></tr> <tr> <td>Arm</td><td></td><td></td><td>32 ¾</td></tr> <tr> <th>Upholstery</th><th colspan="3">Shipping</th></tr> <tr> <td>COM Ydg</td><td>1 ¾</td><td>Ctn Wt</td><td>35</td></tr> <tr> <td>COL Sq Ft</td><td>32</td><td>Cu Ft</td><td>14</td></tr> </table>	Dimensions	D	W	H	Overall	26	26	42	Seat	18	19 ½	22	Arm			32 ¾	Upholstery	Shipping			COM Ydg	1 ¾	Ctn Wt	35	COL Sq Ft	32	Cu Ft	14	COM \$1,169 A \$1,188 B \$1,225 COL/C \$1,286 D \$1,367 E \$1,447 F \$1,534 G \$1,657 H \$1,782 I \$1,985 J \$2,226 L1 \$1,676 L2 \$1,809
Dimensions	D	W	H																												
Overall	26	26	42																												
Seat	18	19 ½	22																												
Arm			32 ¾																												
Upholstery	Shipping																														
COM Ydg	1 ¾	Ctn Wt	35																												
COL Sq Ft	32	Cu Ft	14																												
Management Mid Back 	TY8610L <ul style="list-style-type: none"> · fixed height loop arm · overall height range is 37 - 42 · seat height range is 17 - 22 · arm height range is 25 - 30 · jury base not available on JSI Quickship program 	<table> <tr> <th>Dimensions</th><th>D</th><th>W</th><th>H</th></tr> <tr> <td>Overall</td><td>26</td><td>26</td><td>42</td></tr> <tr> <td>Seat</td><td>18</td><td>19 ½</td><td>22</td></tr> <tr> <td>Arm</td><td></td><td></td><td>30</td></tr> <tr> <th>Upholstery</th><th colspan="3">Shipping</th></tr> <tr> <td>COM Ydg</td><td>1 ¾</td><td>Ctn Wt</td><td>35</td></tr> <tr> <td>COL Sq Ft</td><td>32</td><td>Cu Ft</td><td>14</td></tr> </table>	Dimensions	D	W	H	Overall	26	26	42	Seat	18	19 ½	22	Arm			30	Upholstery	Shipping			COM Ydg	1 ¾	Ctn Wt	35	COL Sq Ft	32	Cu Ft	14	COM \$1,169 A \$1,188 B \$1,225 COL/C \$1,286 D \$1,367 E \$1,447 F \$1,534 G \$1,657 H \$1,782 I \$1,985 J \$2,226 L1 \$1,676 L2 \$1,809
Dimensions	D	W	H																												
Overall	26	26	42																												
Seat	18	19 ½	22																												
Arm			30																												
Upholstery	Shipping																														
COM Ydg	1 ¾	Ctn Wt	35																												
COL Sq Ft	32	Cu Ft	14																												

Description	1 Model	Specifications				List Price Per Grade	
Executive High Back 	TY8620 <ul style="list-style-type: none"> armless overall height range is 44 - 49 seat height range is 17 - 22 jury base not available on JSI Quickship program 	Dimensions	D	W	H	COM	\$1,109
		Overall	26	26	49	A	\$1,128
		Seat	18	19 1/2	22	B	\$1,170
		Upholstery		Shipping		COL/C	\$1,244
		COM Ydg	2	Ctn Wt	36	D	\$1,340
		COL Sq Ft	36	Cu Ft	14	E	\$1,433
						F	\$1,533
						G	\$1,672
						H	\$1,822
						I	\$2,059
Executive High Back 	TY8630T <ul style="list-style-type: none"> adjustable T-arm overall height range is 44 - 49 seat height range is 17 - 22 arm height range is 24 1/4 - 32 3/4 jury base not available on JSI Quickship program 	Dimensions	D	W	H	COM	\$1,203
		Overall	26	26	49	A	\$1,227
		Seat	18	19 1/2	22	B	\$1,267
		Arm			32 3/4	COL/C	\$1,342
		Upholstery		Shipping		D	\$1,436
		COM Ydg	2	Ctn Wt	43	E	\$1,529
		COL Sq Ft	36	Cu Ft	14	F	\$1,630
						G	\$1,770
						H	\$1,920
						I	\$2,155
Executive High Back 	TY8630L <ul style="list-style-type: none"> fixed height loop arm overall height range is 44 - 49 seat height range is 17 - 22 arm height range is 25 - 30 jury base not available on JSI Quickship program 	Dimensions	D	W	H	COM	\$1,203
		Overall	26	26	49	A	\$1,227
		Seat	18	19 1/2	22	B	\$1,267
		Arm			30	COL/C	\$1,342
		Upholstery		Shipping		D	\$1,436
		COM Ydg	2	Ctn Wt	43	E	\$1,529
		COL Sq Ft	36	Cu Ft	14	F	\$1,630
						G	\$1,770
						H	\$1,920
						I	\$2,155

To Order, Specify:

- Model Number
- Fabric Selection - vendor, pattern and color
- Base Selection - black polyurethane base standard
 - Aluminum Base - add \$113 list
 - Black Pneumatic Jury Base - add \$198 list
- Optional Mid-Pivot Swivel-Tilt Mechanism (MP) - add \$144 list
- Optional Base Glides (G) - add \$16 list

- Visit www.jsifurniture.com/finishes-and-materials/textiles for our textiles program. See selection of standard and graded in manufacturers and patterns.

Specifications

- One piece solid plywood construction.
- Seat has 2 1/2" polyurethane foam.
- Back has 1 1/2" polyurethane foam and vertical stitch detail.
- All models standard with swivel tilt, lock, pneumatic lift, tension adjustment and a black polyurethane base with dual wheel casters.

When ordering Quickship products, place a "Q" in front of model number.
Example: QTY8610L

NOW!
Need it.
JSI Quickship

Wink Order Check List:



Specify:

- ☐ 1. Model Number
- ☐ 2. Plastic Color or Wood Finish
- ☐ 3. Fabric Selection - vendor, pattern and color
- ☐ 4. Frame Selection - tier and finish
- ☐ 5. Optional Felt Glides - no upcharge (available on metal 4-leg chairs and stools only, not available on sled base)

Example:

WK821CP (model #)	SMK (plastic color)	MOMENTUM (fabric vendor)	VOX (pattern name)	MYSTIC (pattern color)
-----------------------------	-------------------------------	------------------------------------	------------------------------	----------------------------------

1. Model Number

2. Seat and Back Plastic Color or Wood Finish Options: see individual model for shell availability.

Gloss Plastic Color:

CTG	Cherry Tomato Gloss	NOG	Navel Orange Gloss ♦
EWG	Extra White Gloss ♦	TBG	Tricorn Black Gloss ♦

Matte Plastic Color:

EWM	Extra White	SRM	Stop Red
KGR	Kiwi Green*	TBM	Tricorn Black
NVY	Navy Blue	THG	Thunderous Green
RFB	Refuge Blue	TRD	Toile Red

Translucent Plastic Color:

CLR Clear ♦

Wood Finish:

SSY Sapeli Sycamore
WAL Walnut

♦ Navel Orange Gloss, Tricorn Black Gloss, Clear Translucent
not available on Armless Shells

* Kiwi Green not available on Wrap Shells

3. Fabric Selection - Please supply the following:

Fabric vendor/Pattern name/Pattern color

[For a complete list of JSI Standard and Graded-In Textiles click here](#)


All COM orders must include the following:

- Vendor's name, pattern name and color
- Sample of the fabric attached to order
- Model numbers of items for fabric application
- Special application instructions (e.g., all stripes will be applied front to back unless specified otherwise)
- Customer and purchase order number

Ship prepaid COM material to:

JSI
Attn: COM Dept
201 East Martin Street
Receiving B, Dock 71
Orleans, IN 47452

Application of fabric: Railroaded Up the Roll



All COM orders will ship at standard lead time from receipt of COM except for orders requiring special custom matched finishes.

4. Frame Finish

For Wood Leg Models:

White Oak:

ACR	Acorn	RYE	Rye
BUF	Buff	POR	Porter
BUR	Burlap	SAD	Saddle
CHE	Chestnut	WWO	Whitewash
INK	Inkwell		

For 4-Leg and Sled Base Models:

Metal Finish:

Tier 1:

MBK Matte Black
CHR Chrome

Tier 2: add \$48 list

ASL	Arctic Silver	BWH	Bright White
PEW	Pewter	SNK	Soft Nickel

Metal Tiers continued on next page.

Wink Order Check List:




Metal Frame Tiers continued from previous page.




Tier 3: add \$93 list			
CAR	Carmine Red (RAL3002)	SPB	Sapphire Blue (RAL4007)
LGR	Leaf Green (RAL6002)	TBL	Traffic Blue (RAL5017)
PPV	Purple Violet (RAL4007)	ZYL	Zinc Yellow (RAL1018)
SIG	Signal Orange (RAL2010)		
Tier 4: add \$140 list			
BRD	Beige Red (RAL3012)	SGR	Signal Green (RAL6032)
COP	Copper Brown (RAL8004)	SGY	Silk Grey (RAL7044)
HYL	Honey Yellow (RAL1005)	SKY	Sky Blue(RAL5015)
MTQ	Mint Turquoise (RAL6033)	TQP	Turquoise Pastel (RAL6034)
OGR	Olive Green (RAL6003)	TRD	Traffic Red (RAL3020)
QZG	Quartz Grey (RAL7039)	MHB	Mahogany Brown (RAL8016)
SAL	Salmon Orange (RAL2012)		

Chrome Frame dictate chrome glides/ back support bracketry.
Matte Black Frame dictate black glides/ back support bracketry.
All other Frame color dictates chrome glides/ back support bracketry.

Care and Maintenance Information:

- do not use a dry cloth or paper towel
- do not use any cleaner, liquid or soap containing ammonia, acetone, trichloroethylene or alcohol.
- use a soft cloth with warm water and buff dry with lint free soft cloth
- if heavier soiled cleaning is required, use small amount of liquid soap free of above listed chemicals diluted in warm water, rinse and buff dry with a soft lint free cloth
- spray cleaners can be used if they are designed for cleaning acrylic, plexiglas, polycarbonate or mylar window films and do not contain ammonia or alcohol. However, some cleaners could leave residue and might cause finger printing or smearing

Description	① Model	Specifications	List Price Per Grade																								
Armless Stack Chair	WK823AP Plastic Seat WK823CP Uph. Seat	<table> <tr> <th>Dimensions</th><th>D</th><th>W</th><th>H</th></tr> <tr> <td>Overall</td><td>21</td><td>23</td><td>32</td></tr> <tr> <td>Seat</td><td>16</td><td>18½</td><td>17¾</td></tr> <tr> <th>Upholstery</th><th colspan="3">Shipping</th></tr> <tr> <td>COM Ydg</td><td>¾</td><td>Ctn Wt</td><td>18</td></tr> <tr> <td>COL Sq Ft</td><td>9</td><td>Cu Ft</td><td>12</td></tr> </table>	Dimensions	D	W	H	Overall	21	23	32	Seat	16	18½	17¾	Upholstery	Shipping			COM Ydg	¾	Ctn Wt	18	COL Sq Ft	9	Cu Ft	12	Plastic Seat \$623 COM \$803 A \$826 B \$846 COL/C \$882 D \$928 E \$970 F \$1,040 G \$1,114 H \$1,196 I \$1,317 J \$1,470 L1 \$1,131 L2 \$1,209
Dimensions	D	W	H																								
Overall	21	23	32																								
Seat	16	18½	17¾																								
Upholstery	Shipping																										
COM Ydg	¾	Ctn Wt	18																								
COL Sq Ft	9	Cu Ft	12																								
 WK823AP plastic seat  WK823CP uph. seat  translucent seat	<ul style="list-style-type: none"> • low density stacker • stacks 5 high • available in Matte plastic shell colors • available in Cherry Tomato Gloss plastic shell for limited time only - contact CS for qty • 4-leg base available in 26 metal finishes, see below for options and pricing • rubber nylon glides standard, optional felt glides, no upcharge 																										

Wrap Stack Chair	WK821AP Plastic Seat WK821CP Uph. Seat	<table> <tr> <th>Dimensions</th><th>D</th><th>W</th><th>H</th></tr> <tr> <td>Overall</td><td>22¼</td><td>24¾</td><td>31¾</td></tr> <tr> <td>Seat</td><td>14½</td><td>18¼</td><td>17½</td></tr> <tr> <th>Upholstery</th><th colspan="3">Shipping</th></tr> <tr> <td>COM Ydg</td><td>¾</td><td>Ctn Wt</td><td>20</td></tr> <tr> <td>COL Sq Ft</td><td>9</td><td>Cu Ft</td><td>12</td></tr> </table>	Dimensions	D	W	H	Overall	22¼	24¾	31¾	Seat	14½	18¼	17½	Upholstery	Shipping			COM Ydg	¾	Ctn Wt	20	COL Sq Ft	9	Cu Ft	12	Plastic Seat \$669 COM \$859 A \$883 B \$902 COL/C \$937 D \$983 E \$1,028 F \$1,100 G \$1,171 H \$1,252 I \$1,376 J \$1,526 L1 \$1,186 L2 \$1,267
Dimensions	D	W	H																								
Overall	22¼	24¾	31¾																								
Seat	14½	18¼	17½																								
Upholstery	Shipping																										
COM Ydg	¾	Ctn Wt	20																								
COL Sq Ft	9	Cu Ft	12																								
 WK821AP plastic seat  WK821CP uph. seat  translucent seat	<ul style="list-style-type: none"> • low density stacker • stacks 5 high • available in Matte plastic shell colors • available in Gloss and Translucent plastic shell for limited time only - contact CS for qty • 4-leg base available in 26 metal finishes, see below for options and pricing • rubber nylon glides standard, optional felt glides, no upcharge 																										

To Order, Specify:

- ① Model Number
- ② Shell Plastic Color
- ③ Fabric Selection - vendor, pattern and color
- ④ Metal Leg Finish
- ⑤ Optional Felt Glides - no upcharge

② Shell Options:**Guest/Stool - Plastic Color:****Gloss Plastic Color:**

CTG Cherry Tomato Gloss NOG Navel Orange Gloss
EWG Extra White Gloss TBG Tricorn Black Gloss

Translucent Color:

CLR Clear

Matte Plastic Color:

EWM Extra White KGR Kiwi Green
NVY Navy Blue RFB Refuge Blue
SRM Stop Red TBM Tricorn Black
THG Thunderous Green TRD Tolle Red

- ③ Visit www.jsifurniture.com/finishes-and-materials/textiles for our textiles program. See selection of standard and graded in manufacturers and patterns.

④ Leg Finish Options:**Metal Leg Finish:****Tier 1:**

MBK Matte Black CHR Chrome

Tier 2: Add \$48 list

ASL Arctic Silver BWH Bright White
PEW Pewter SNK Soft Nickel

Tier 3: Add \$93 list



CAR Carmine Red LGR Leaf Green
PPB Purple Violet SIG Signal Orange
SPB Sapphire Blue TBL Traffic Blue
ZYL Zinc Yellow




Tier 4: Add \$140 list




BRD Beige Red SGR Signal Green COP Copper Brown
SGY Silk Grey HYL Honey Yellow TQP Turquoise Pastel
MTQ Mint Turquoise TRD Traffic Red OGR Olive Green
MHB Mahogany Brown

Specifications

- Plastic/Translucent - ¼" thick plastic seat and back.
- Wood - ¾" thick, 5 ply wood seat and back.
- Seat is upholstered with ¾" polyurethane foam.
- Chromium plated metal legs.
- 4-leg chairs standard with nylon glides.
- Sled base standard with snap-on clear glides.

Description	① Model	Specifications				List Price Per Grade	
Stack Chair with Metal Loop Arms	WK851AP Plastic Seat	Dimensions	D	W	H	Plastic Seat	\$702
	WK851CP Uph. Seat	Overall	21	18½	32	COM	\$970
 WK851AP plastic seat	<ul style="list-style-type: none">· low density stacker· stacks 5 high· available with Matte Plastic shell colors· 4-leg base available in 26 metal finishes, see below for options and pricing· rubber nylon glides standard, optional felt glides, no upcharge	Seat	16	18½	17¾	A	\$977
		Arm			26	B	\$996
 WK851CP uph. seat		Upholstery		Shipping		COL/C	\$1,026
		COM Ydg	¾	Ctn Wt	20	D	\$1,063
		COL Sq Ft	9	Cu Ft	12	E	\$1,101
						F	\$1,161
						G	\$1,225
						H	\$1,292
						I	\$1,399
						J	\$1,526
						L1	\$1,271
						L2	\$1,356

Description	① Model	Specifications	List Price Per Grade
Armless Wood Leg Guest Chair	WK813AP Plastic Seat WK813CP Uph. Seat	Dimensions	Plastic Seat \$986
	• does not stack • available in Matte plastic shell colors • available in Cherry Tomato Gloss plastic shell for limited time only - contact CS for qty • oak frame available in select finishes • matte black metal seat frame standard, optional polished aluminum, no upcharge	D	COM \$1,253
		W	A \$1,264
WK813AP plastic seat		H	B \$1,281
WK813CP uph. seat		Upholstery	COL/C \$1,311
		Shipping	D \$1,350
translucent seat		COM Ydg	E \$1,388
		COL Sq Ft	F \$1,450
			G \$1,515
			H \$1,585
			I \$1,692
			J \$1,824
			L1 \$1,562
			L2 \$1,650

Wrap Wood Leg Guest Chair	WK811AP Plastic Seat WK811CP Uph. Seat	Dimensions	Plastic Seat \$1,169
	• does not stack • available in Matte plastic shell colors • available in Gloss and Translucent plastic shell for limited time only - contact CS for qty • oak frame available in select finishes • matte black metal seat frame standard, optional Polished Aluminum, no upcharge	D	COM \$1,440
		W	A \$1,449
WK811AP plastic seat		H	B \$1,468
WK811CP uph. seat		Upholstery	COL/C \$1,497
		Shipping	D \$1,536
translucent seat		COM Ydg	E \$1,574
		COL Sq Ft	F \$1,635
			G \$1,702
			H \$1,771
			I \$1,879
			J \$2,010
			L1 \$1,748
			L2 \$1,836

To Order, Specify:

- ① Model Number
- ② Shell Plastic Color
- ③ Fabric Selection - vendor, pattern and color
- ④ Metal Leg Finish
- ⑤ Optional Felt Glides - no upcharge

② Shell Options:**Guest/Stool - Plastic Color:****Gloss Plastic Color:**

CTG Cherry Tomato Gloss NOG Navel Orange Gloss
EWG Extra White Gloss TBG Tricorn Black Gloss

Translucent Color:

CLR Clear

Matte Plastic Color:

EWM Extra White KGR Kiwi Green
NVY Navy Blue RFB Refuge Blue
SRM Stop Red TBM Tricorn Black
THG Thunderous Green TRD Tolle Red

- ③ Visit www.jsifurniture.com/finishes-and-materials/textiles for our textiles program. See selection of standard and graded in manufacturers and patterns.

④ Leg Finish Options:**Metal Leg Finish:****Tier 1:**

MBK Matte Black CHR Chrome

Tier 2: Add \$48 list

ASL Arctic Silver BWH Bright White
PEW Pewter SNK Soft Nickel

Tier 3: Add \$93 list


CAR Carmine Red LGR Leaf Green
PPB Purple Violet SIG Signal Orange
SPB Sapphire Blue TBL Traffic Blue
ZYL Zinc Yellow




Tier 4: Add \$140 list




BRD Beige Red SGR Signal Green COP Copper Brown
SGY Silk Grey HYL Honey Yellow TQP Turquoise Pastel
MTQ Mint Turquoise TRD Traffic Red OGR Olive Green
MHB Mahogany Brown

Specifications

- Plastic/Translucent - ¼" thick plastic seat and back.
- Wood - ⅝" thick, 5 ply wood seat and back.
- Seat is upholstered with ¾" polyurethane foam.
- Chromium plated metal legs.
- 4-leg chairs standard with nylon glides.
- Sled base standard with snap-on clear glides.

Description	① Model	Specifications				List Price Per Grade	
Wrap Stack Chair	WK821AW All Wood	Dimensions	D	W	H	All Wood	\$2,873
	WK821CW Uph. Seat	Overall	22 ¼	24 ¾	31 ¾	COM	\$3,029
	<ul style="list-style-type: none">· 4-leg base available in 26 metal finishes, see below for options and pricing· available in Sapeli Sycamore or Walnut wood finish· rubber nylon glides standard, optional felt glides, no upcharge· limited quantity - contact customer service	Seat	14 ½	18 ¼	17 ½	A	\$3,068
WK821AW all wood		Arm			28 ¼	B	\$3,090
WK821CW uph. seat		Upholstery		Shipping		COL/C	\$3,126
		COM Ydg	¾	Ctn Wt	20	D	\$3,170
		COL Sq Ft	9	Cu Ft	12	E	\$3,214
						F	\$3,282
						G	\$3,358
						H	\$3,441
						I	\$3,563
						J	\$3,714
						L1	\$3,374
						L2	\$3,453

Description	Model	Specifications	List Price Per Grade
Armless Counter Stool	WK824AP Plastic Seat WK824CP Uph. Seat	Dimensions	Plastic Seat \$875
 WK824AP plastic seat	<ul style="list-style-type: none"> counter height stool available in Matte plastic shell colors available in Cherry Tomato Gloss plastic shell for limited time only - contact CS for qty sled base available in 26 metal finishes, see below for options and pricing 	D	COM \$1,055
 WK824CP uph. seat		W	A \$1,079
 translucent seat		H	B \$1,101
		Upholstery	COL/C \$1,134
		Shipping	D \$1,180
		COM Ydg	E \$1,225
		COL Sq Ft	F \$1,297
			G \$1,371
			H \$1,449
			I \$1,572
			J \$1,724
			L1 \$1,384
			L2 \$1,465

Wrap Counter Stool	WK825AP Plastic Seat WK825CP Uph. Seat	Dimensions	Plastic Seat \$932
 WK825AP plastic seat	<ul style="list-style-type: none"> counter height stool available in Matte plastic shell colors available in Gloss and Translucent plastic shell for limited time only - contact CS for qty sled base available in 26 metal finishes, see below for options and pricing 	D	COM \$1,105
 WK825CP uph. seat		W	A \$1,131
 translucent seat		H	B \$1,150
		Upholstery	COL/C \$1,185
		Shipping	D \$1,231
		COM Ydg	E \$1,275
		COL Sq Ft	F \$1,346
			G \$1,420
			H \$1,498
			I \$1,624
			J \$1,772
			L1 \$1,436
			L2 \$1,516

To Order, Specify:

- Model Number
- Shell Color or Wood Finish
- Fabric Selection - vendor, pattern and color
- Leg Finish
- Optional Felt Glides - no upcharge

2 Shell Options:**Wood Guest Chair- Wood Finish:**

SSY Sapeli Sycamore
WAL Walnut

Guest/Stool - Plastic Color:**Guest/Stool - Plastic Color:****Gloss Plastic Color:**

CTG Cherry Tomato Gloss NOG Navel Orange Gloss
EWG Extra White Gloss TBG Tricorn Black Gloss

Translucent Color:

CLR Clear

Matte Plastic Color:

EWM Extra White KGR Kiwi Green
NVY Navy Blue RFB Refuge Blue
SRM Stop Red TBM Tricorn Black
THG Thunderous Green TRD Tolle Red

- Visit www.jsifurniture.com/finishes-and-materials/textiles for our textiles program. See selection of standard and graded in manufacturers and patterns.

4 Leg Finish Options:**Wood Leg Finish - White Oak:**

ACR Acorn CHE Chestnut RYE Rye
BUF Buff INK Inkwell SAD Saddle
BUR Burlap POR Porter WWO Whitewash

Metal Leg Finish:**Tier 1:**

MBK Matte Black CHR Chrome

Tier 2: Add \$48 list

ASL Arctic Silver BWH Bright White
PEW Pewter SNK Soft Nickel

Tier 3: Add \$93 list







CAR Carmine Red LGR Leaf Green
PPB Purple Violet SIG Signal Orange
SPB Sapphire Blue TBL Traffic Blue
ZYL Zinc Yellow

Tier 4: Add \$140 list

BRD Beige Red SGR Signal Green COP Copper Brown
SGY Silk Grey HYL Honey Yellow TQP Turquoise Pastel
MTQ Mint Turquoise TRD Traffic Red OGR Olive Green
MHB Mahogany Brown

Specifications

- Plastic/Translucent - ¼" thick plastic seat and back.
- Wood - ¾" thick, 5 ply wood seat and back.
- Seat is upholstered with ¾" polyurethane foam.
- Chromium plated metal legs.
- 4-leg chairs standard with nylon glides.
- Sled base standard with snap-on clear glides.

Description	① Model	Specifications	List Price Per Grade																												
Armless Barstool	WK828AP Plastic Seat WK828CP Uph. Seat <ul style="list-style-type: none"> bar height stool available in Matte plastic shell colors available in Cherry Tomato Gloss plastic shell for limited time only - contact CS for qty sled base available in 26 metal finishes, see below for options and pricing 	<table> <tr> <th>Dimensions</th><th>D</th><th>W</th><th>H</th></tr> <tr> <td>Overall</td><td>19 ½</td><td>21 ½</td><td>43 ½</td></tr> <tr> <td>Seat</td><td>16</td><td>18 ½</td><td>29 ½</td></tr> <tr> <th>Upholstery</th><th colspan="3">Shipping</th></tr> <tr> <td>COM Ydg</td><td>¾</td><td>Ctn Wt</td><td>26</td></tr> <tr> <td>COL Sq Ft</td><td>15</td><td>Cu Ft</td><td>14</td></tr> </table>	Dimensions	D	W	H	Overall	19 ½	21 ½	43 ½	Seat	16	18 ½	29 ½	Upholstery	Shipping			COM Ydg	¾	Ctn Wt	26	COL Sq Ft	15	Cu Ft	14	Plastic Seat \$884 COM \$1,056 A \$1,080 B \$1,102 COL/C \$1,135 D \$1,181 E \$1,227 F \$1,299 G \$1,372 H \$1,450 I \$1,573 J \$1,725 L1 \$1,385 L2 \$1,467				
Dimensions	D	W	H																												
Overall	19 ½	21 ½	43 ½																												
Seat	16	18 ½	29 ½																												
Upholstery	Shipping																														
COM Ydg	¾	Ctn Wt	26																												
COL Sq Ft	15	Cu Ft	14																												
 WK828AP plastic seat  WK828CP uph. seat  translucent seat																															
Wrap Barstool	WK827AP Plastic Seat WK827CP Uph. Seat <ul style="list-style-type: none"> bar height stool available in Matte plastic shell colors available in Gloss and Translucent plastic shell for limited time only - contact CS for qty sled base available in 26 metal finishes, see below for options and pricing 	<table> <tr> <th>Dimensions</th><th>D</th><th>W</th><th>H</th></tr> <tr> <td>Overall</td><td>19 ½</td><td>24 ¾</td><td>43 ½</td></tr> <tr> <td>Seat</td><td>16</td><td>18 ½</td><td>29 ½</td></tr> <tr> <td>Arm</td><td></td><td></td><td>39 ½</td></tr> <tr> <th>Upholstery</th><th colspan="3">Shipping</th></tr> <tr> <td>COM Ydg</td><td>¾</td><td>Ctn Wt</td><td>28</td></tr> <tr> <td>COL Sq Ft</td><td>15</td><td>Cu Ft</td><td>15</td></tr> </table>	Dimensions	D	W	H	Overall	19 ½	24 ¾	43 ½	Seat	16	18 ½	29 ½	Arm			39 ½	Upholstery	Shipping			COM Ydg	¾	Ctn Wt	28	COL Sq Ft	15	Cu Ft	15	Plastic Seat \$934 COM \$1,106 A \$1,132 B \$1,153 COL/C \$1,186 D \$1,232 E \$1,278 F \$1,347 G \$1,421 H \$1,499 I \$1,625 J \$1,775 L1 \$1,437 L2 \$1,517
Dimensions	D	W	H																												
Overall	19 ½	24 ¾	43 ½																												
Seat	16	18 ½	29 ½																												
Arm			39 ½																												
Upholstery	Shipping																														
COM Ydg	¾	Ctn Wt	28																												
COL Sq Ft	15	Cu Ft	15																												
 WK827AP plastic seat  WK827CP uph. seat  translucent seat																															

Ziva Lounge Order Check List:



Specify:

- ☐ 1. Model Number
- ☐ 2. Fabric Selection - vendor, pattern and color (select models offer contrasting upholstery, see page ZV7 for details)
- ☐ 3. Front Casters and Back Handle (single seat); add \$144 list
- ☐ 4. Optional Tablet Arm - Indicate left (TBL) or right (TBR); laminate or veneer add \$533 list, solid surface add \$479 list
- ☐ 5. Optional Side Power - Black (B) or White; add \$984 list each and indicate left or right
- ☐ 6. Optional Back Power - Select USB Dual Charging (USB) or Single Simplex Plug (SSP); Black (B) or White; upcharge applies
- ☐ 7. Optional Stand Up Surface with Privacy Screen - stand up surface specify JSI standard laminate and privacy screen specify Ash Grey (ASH), Cream (CRE), Grey (GRY), Milk (MLK), Silver (SIL) or White (WHT); upcharge applies

Example:

ZV6665 | MOMENTUM | VOX | MYSTIC
(model #) (fabric vendor) (pattern name) (pattern color)

1. Model number

3. Fabric Selection - Please supply the following:

Fabric vendor/ Pattern name/ Pattern color

[For a complete list of JSI Standard and Graded-In Textiles click here](#)

When specifying contrasting upholstery complete the form on page 329. Use higher grade pricing.

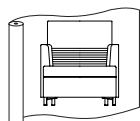
- Fabric for Ziva is always railroaded
- Please provide illustration, if available

All COM orders must include the following:

- Vendor's name, pattern name and color
- Sample of the fabric attached to the order
- Model numbers of items for fabric application
- Special application instructions (e.g., all stripes will be applied front to back unless specified otherwise)
- Customer and purchase order number

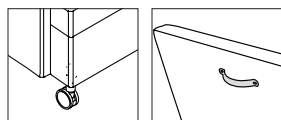
Ship prepaid COM material to:
JSI
Attn: COM Dept
201 East Martin Street
Receiving B, Dock 71
Orleans, IN 47452

Application of fabric:
Railroaded

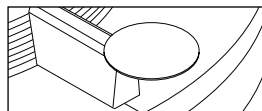


All COM orders will ship at standard lead time from receipt of COM except for orders requiring special custom matched finishes.

3. Front Casters and Back Handle - (single seat) - add \$144 list

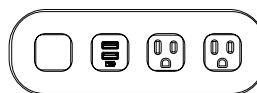


4. Tablet Arm:



- 14" dia
- Specify Tablet Arm option (TBL) or right (TBR); laminate or veneer add \$533 list, solid surface add \$479 list for each tablet arm specified. For material offering see Ziva table top selection on page 364.

5. Side Power:



Power Outlet - add \$984 list
2- 120 volt
2- USB Power
1- Open Port

6. Back Power:



2- USB Power 1- 120 Volt

upcharges vary, see specific model numbers

7. Standup Surface Laminate Color Selection:

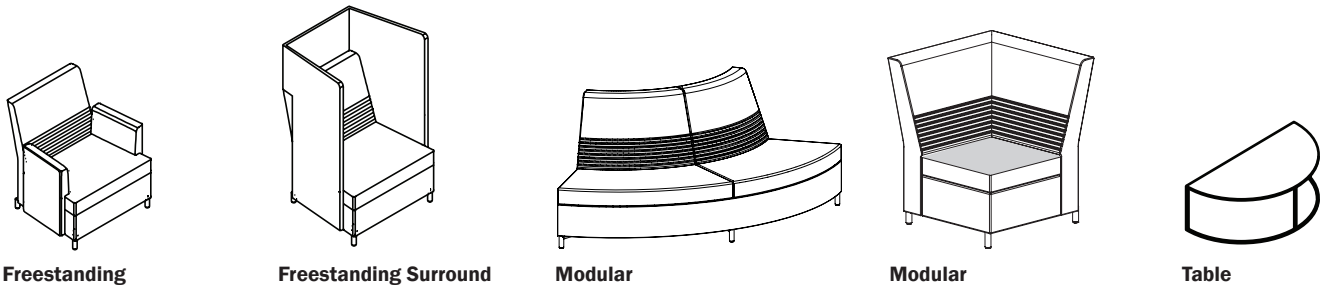
AGA	Aged Ash	GRH	Graphite
ALB	Alabaster	HGL	High Line
ALL	Ale Light	OAT	Oatmeal Cookie
BLO	Blonde Echo	PIN	Pinnacle Walnut
BOL	Bourbon Light	SHD	Shadow
BZW	Brazilwood	SLG	Slate Grey
BBL	Bridal Blanco	STU	Studio Teak
BGL	Brighton Light	VIN	Vintage
CLL	Collectors	WLH	Walnut Heights
DWH	Designer White	WEA	Weathered Ash
FLO	Florence Walnut		

Privacy Screen Colors:

ASH	Ash Grey	MLK	Milky
CRE	Cream	SIL	Silver Grey
GRY	Grey	WHT	White

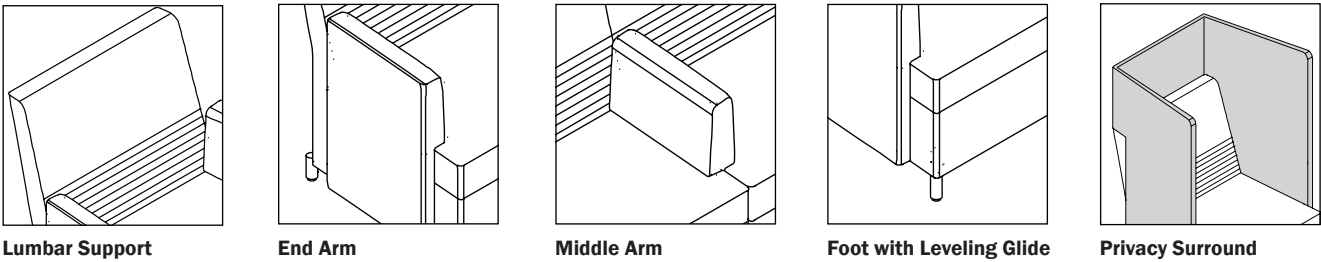
Overview

Ziva is a comprehensive collection of freestanding and configurable seating with an offering of occasional and work tables.



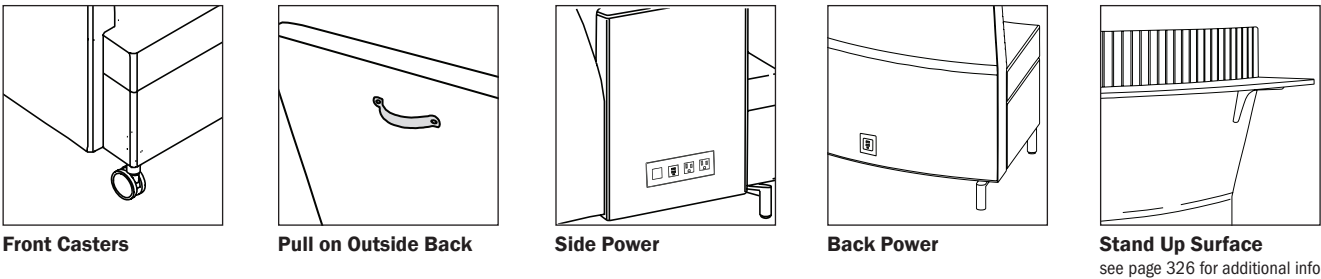
Features

Functional details are integrated into the high design of Ziva. The linear stitch pattern in the lumbar area creates interest, while adding comfort. End and middle arms allow for optional tablet. The custom foot allows for leveling and supports the caster option, if mobility is needed. An upper privacy surround on the single or two seater has acoustical capabilities, creating visual and audible privacy for the seated user.



Product Options

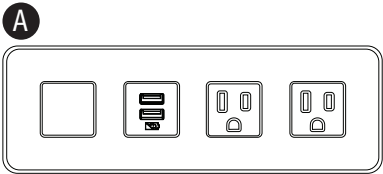
The models come with a variety of options. The front casters and back handle on the single seat provides for mobility. Several options in power and charging along with a stand up surface providing solutions for versatile environment.



Product Options

Selected Ziva lounge models may be specified with power in two different locations. Power outlets on the side of units (including the end arm or the privacy surround) will have **A** configuration. Power outlets on the lower center back have the option of **B** or **C** configuration per model. All units are available in black or white and have a 10' cord.

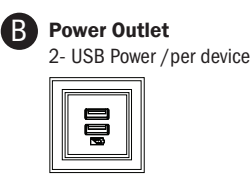
Side Power Option



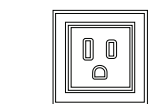
A Power Outlet
2- 120 volt
2- USB Power
1- Open Port

open port allow unit to be customized, adapter kit is included

Back Power Option



C Power Outlet
1- 120 volt /per device



Back Option Devices Per Model

Model Type	# of Devices	USB	Simplex
single seat	1	\$204	\$111
two seat	2	\$408	\$222
three seat	3	\$612	\$333
wedge with full back	1	\$204	\$111
quarter round full back	2	\$408	\$222
quarter round w/partial back	1	\$204	\$111

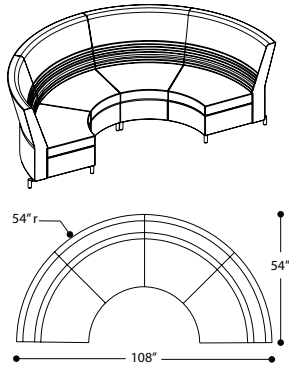
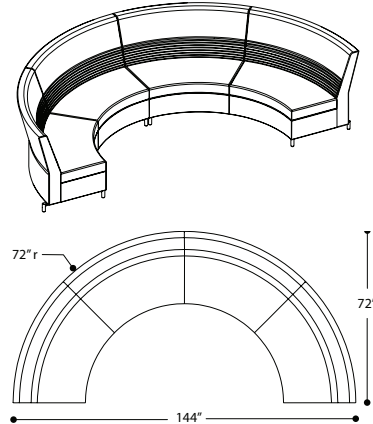
all devices must be the same per model

Quickship:

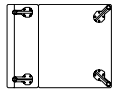
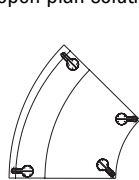
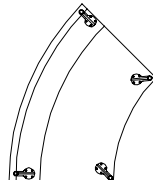
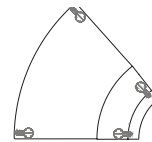
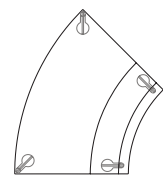
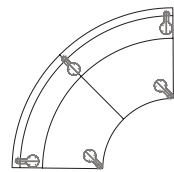
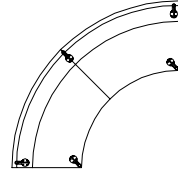
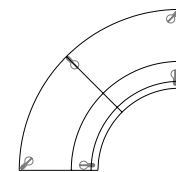
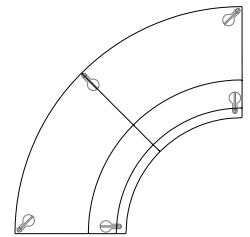
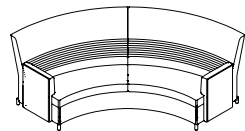
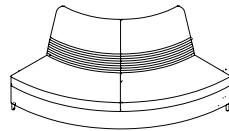
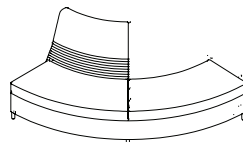
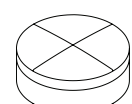
Ziva freestanding single chairs on the **NOW!** quickship program are available in all veneer finishes. Quickship units with tablet arm include veneer, the select quickship laminates and white solid surface.

Configurable**Quarter Round**

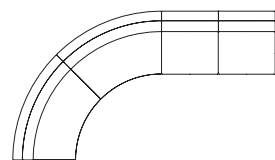
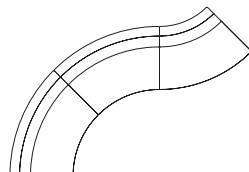
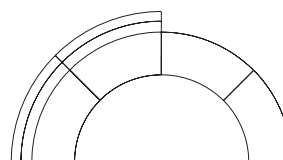
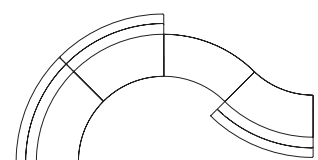
Ziva's modular lounge with 54" and 72" outside radius or 14" and 32" inside radius can provide for solutions for small or large spaces. All radius will work together to create unique solutions.

2 - 54" Quarter Round**2 - 72" Quarter Round****Modular Units**

Maximum configurability is achieved with wedge, quarter round and in-line units. Modular benches available in round or in-line enhance the layout possibilities while creating an open plan solution.

**In-Line****54" Outside Wedge****72" Outside Wedge****14" Inside Wedge****32" Inside Wedge****54" Outside Qtr Round****72" Outside Qtr. Round****14" Inside Qtr. Round****32" Inside Qtr. Round****Outside Back with Arms****Inside Back****Partial Back****Bench****Ottoman****Recommended Combinations**

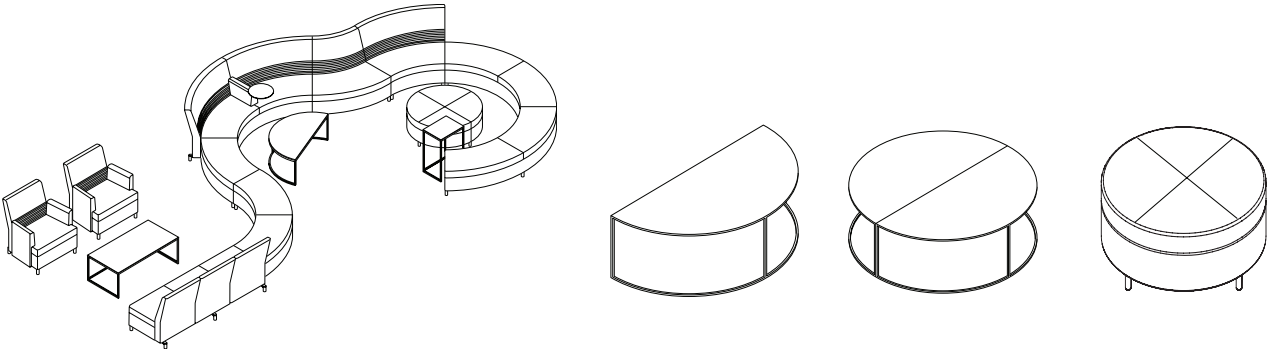
Ziva is designed to fit the user's preference. To uphold the design statement of Ziva, it is recommended that adjacent layouts have backs on the same side (example 1 & 2) or attached to a bench (example 3). Opposite facing configurations may be achieved by placing a bench or benches in between the two directions (example 4).

**(example 1)****(example 2)****(example 3)****(example 4)**

Ottomans and Tables

Ottomans and tables can complete a layout and provide functionality. The ottomans are available in four diameters. Both the ottoman or the half round coffee table fit perfectly inside round configurations.

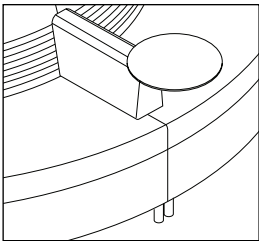
The light scale tables have an Arctic Silver powder coat frame with wood, laminate or solid surface top. The versatile work height tables serve as an end table and arm rest. They can be positioned over benches or the seated user to be used as a work surface. Tables are available in square, rectangle, or half round. They are designed to be used individually or paired up with a matching table.



Tablet Table Option

All arms on freestanding and modular units are available with an optional 14" diameter tablet. It is offered in 3/4" thick wood, 3/4" thick laminate or 1/2" thick solid surface. The wood tablet is available in Cherry, Maple and Walnut.

The tablet is on a swivel mechanism allowing it to be placed closer to the user. The recommended weight limit for the tablet is 75lbs. JSI does not warrant any damage as a result of excessive weight.




Tablet
(shown on a middle arm)

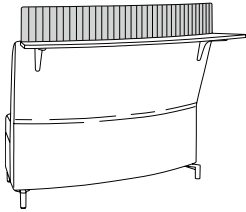
Veneer - add \$533
Laminate - add \$533
Solid Surface - add \$479

Stand Up Surface with Privacy Screen

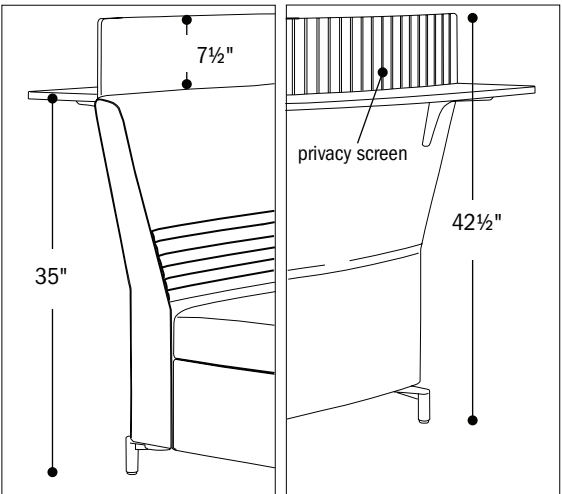
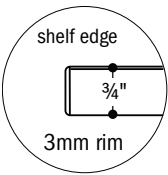
Stand Up Surface is 3/4" thick provides 9 1/4" deep surface, mounted at 35"h. This option is available on many of the units, and come with acoustical texture privacy panels. The privacy screen is available in six colors.



Stand Up Surface
All JSI standard laminates



Privacy Screen
Ash Grey Cream Grey Milk Silver Grey White



Use JSI Counter Height Stools for proper seating height.

54"r modular units		72"r modular units		freestanding models	
ZV6550-OB	\$536	ZV6650-OB	\$705	ZV6660	\$536
ZV6588-ROB	\$536	ZV6688-ROB	\$705	ZV6670	\$736
ZV6588-LOB	\$536	ZV6688-LOB	\$705	ZV6680	\$971
ZV6588-FOB	\$1,150	ZV6688-FOB	\$1,322	ZV6665	\$536
ZV6588-FOB-RA	\$1,150	ZV6688-FOB-RA	\$1,322	ZV6675	\$736
ZV6588-FOB-LA	\$1,150	ZV6688-FOB-LA	\$1,322	ZV6685	\$971
				ZV6628-FB	\$536
				ZV6655-FB	\$736
				ZV6683-FB	\$971
				ZV6688-FOB-2A	\$1,322

Lounge**Rights and Lefts**

The handedness of the chair is determined by seated position.

Frame Construction

Frame interior is upholstery grade plywood with glued solid hardwood cross members reinforced with wood screws.

Seat Construction

Seat has synthetic sheet webbing with cross strap and 3 5/8" thick high resiliency polyurethane multi-density foam.

Back Construction

Back has 1 3/4" thick polyurethane foam, back lumbar has 10 channel stitch detail thru 3/8" thick polyurethane foam.

Arm Construction

3/4" of high grade polyurethane foam covers a plywood constructed arm frame.

Upholstery Detail

Contrasting fabric available on the back or the arms and seat.

Patterned fabric is not recommended as the fabric may not align at the same location.

Screen & Shelf - Outside Back

Frame Construction

Arctic Silver powder-coat finish over a fabricated and welded tubular frame.

Top Construction - Veneer

1.5 mm rimmed core with veneer surface.

Legs

Die cast zinc with matte chrome finish.

1" of height adjustability on the glide.

Tablet Arm

3/4" thick with Veneer or 1/2" thick Solid surface. Mechanism allows for a full 360 degree of swivel and writing surface of 14" diameter.

Important Upholstery Information

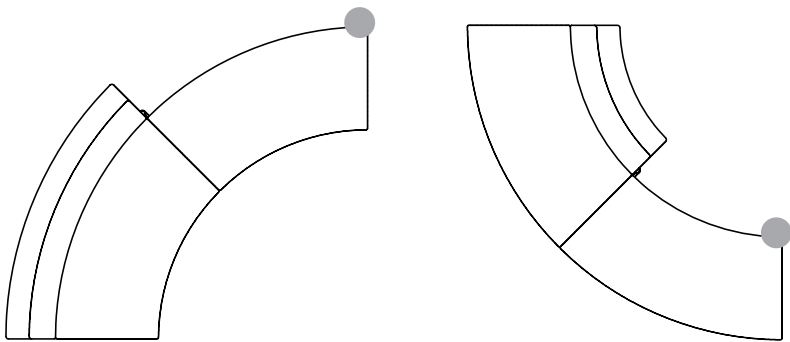
To reduce the number of seams and to achieve a clean look, **Railroaded** off the roll application is standard for Ziva. Line art and pricing for Ziva reflects railroaded fabric. **Due to the size of Ziva and minimal seams, patterned fabrics with the nap (side to side), and leather are not recommended.**

JSI strives to achieve customer satisfaction, therefore requests for patterned fabrics, with a nap application, and leather will be reviewed on a case by case basis. Fill out the sample form on the next page and contact Customer Service. Additional fabric yardage may be required and will be the customer's responsibility. The customer may also be asked to approve additional seaming. Other additional charges may apply. If a patterned fabric is specified, JSI does not guarantee matching at seams.

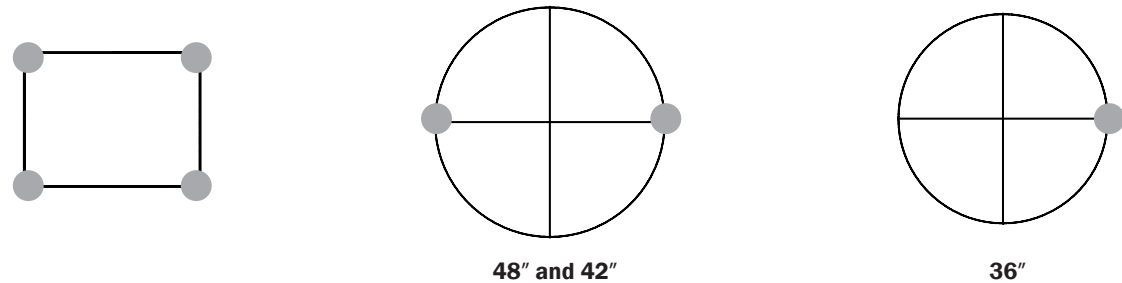
Standard Seaming

The back and seat are upholstered separately and therefore will have no joining seams, only tailoring seams as per the product design. Shown below are examples of seams required to join the fabric on the seat and surround. (marked with a ●)

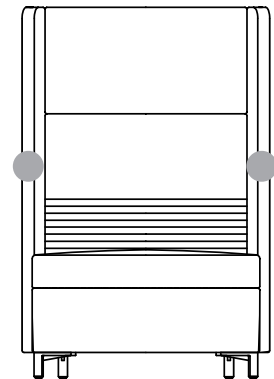
The seat seam is hidden on freestanding and modular units with full backs. Partial back modular units have seaming on the bench section on the same side as the back.



Benches (freestanding and modular) and ottomans have tailoring seams to align with the feet on the seat platform.



Privacy Surround will have a fabric joining seam on the front band of surround.

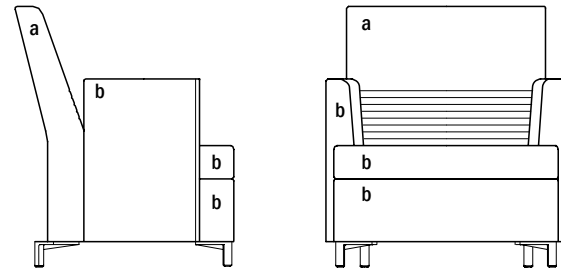


Seating Material Options

This form must accompany order when specifying contrasting or complementary upholstery.

Call for yardage and pricing.

Area (a), (b) and (c) are upholstery and can be specified in contrasting fabric. Legs and handle are a die-cast zinc with a matte chrome finish.

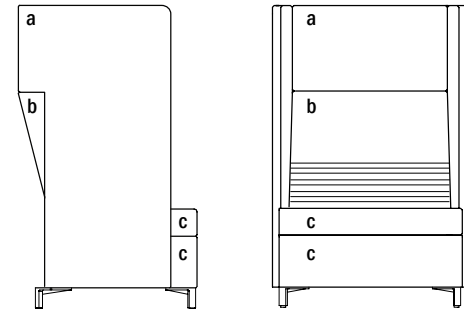


Freestanding & Modular

Model Number: _____

Back (a): _____

Arms, Seat & Base (b): _____



Freestanding with Surround

Model Number: _____

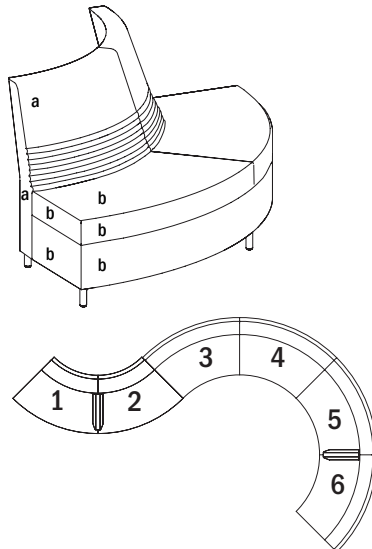
Surround (a): _____

Back (b): _____

Seat & Base (c): _____

Large Configurations

When using three or more modular units that will be connected as a single configuration, it is very helpful if the models and upholstery fabric are listed in sequence. This will assist in the order entry process and assure a better match of the configuration. Refer to the diagrams below.



Sequence	Model #	Fabric a	Fabric b
1 of _____	_____	_____	_____
2 of _____	_____	_____	_____
3 of _____	_____	_____	_____
4 of _____	_____	_____	_____
5 of _____	_____	_____	_____
6 of _____	_____	_____	_____
7 of _____	_____	_____	_____
8 of _____	_____	_____	_____
9 of _____	_____	_____	_____

ZIVA

FREESTANDING

GSA Contract SIN #33721



Description


1 Model

Specifications

List Price Per Grade

Single Seat

NOW!



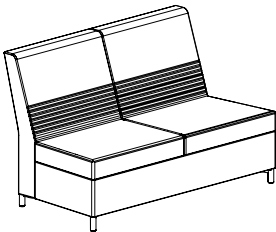
ZV6660

- upholstered seat and back
- armless
- fabric application is railroad
- front casters and pull available, specify and add \$144 list
- seat side power available, specify and add \$984 list; indicate right or left as seated and color Black (B) or White (W)
- power available in the center of the lower extreme back, dual charging USB add \$204 list or single simplex add \$111 list; specify USB or Simplex and color Black (B) or White (W)

Dimensions	D	W	H
Overall	30 3/8	31	36
Seat	20 1/2	29 3/8	17 1/2
Upholstery		Shipping	
COM Ydg	3 1/2	Ctn Wt	82
		Cu Ft	23

COM	\$2,202
A	\$2,252
B	\$2,344
C	\$2,506
D	\$2,711
E	\$2,919
F	\$3,141
G	\$3,450
H	\$3,785
I	\$4,302
J	\$4,925

Two Seat



ZV6670

- upholstered seat and back
- armless
- fabric application is railroad
- seat side power available, specify and add \$984 list; indicate right or left as seated and color Black (B) or White (W)
- power available in the left and right of the lower extreme back, dual charging USB add \$408 list or single simplex add \$222 list; specify USB or Simplex and color Black (B) or White (W)

Dimensions	D	W	H
Overall	30 3/8	58 1/2	36
Seat	20 1/2	56 3/4	17 1/2
Upholstery		Shipping	
COM Ydg	7	Ctn Wt	154
		Cu Ft	42

COM	\$3,690
A	\$3,786
B	\$3,971
C	\$4,292
D	\$4,708
E	\$5,123
F	\$5,562
G	\$6,183
H	\$6,849
I	\$7,888
J	\$9,136

ZIVA

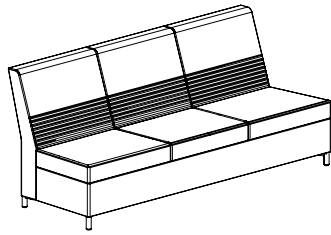
NOW!
Need it.
JSI Quickship

When ordering Quickship products, place a "Q" in front of model number.
Example: QZV6665

FREESTANDING

Description

Three Seat



1 Model

ZV6680

- upholstered seat and back
- armless
- fabric application is railroad
- seat side power available, specify and add \$984 list; indicate right or left as seated and color Black (B) or White (W)
- power available in the left, right and center of the lower extreme back, dual charging USB add \$612 list or single simplex add \$333 list; specify USB or Simplex and color Black (B) or White (W)

Specifications

Dimensions	D	W	H
Overall	30 3/8	86	36
Seat	20 1/2	84 3/8	17 1/2
Upholstery	Shipping		
COM Ydg	10 1/2	Ctn Wt	224
		Cu Ft	62

List Price Per Grade

COM	\$5,541
A	\$5,684
B	\$5,960
C	\$6,447
D	\$7,070
E	\$7,692
F	\$8,348
G	\$9,286
H	\$10,280
I	\$11,838
J	\$13,709


To Order, Specify:

- 1 Model Number
- 2 Fabric Selection - vendor, pattern and color

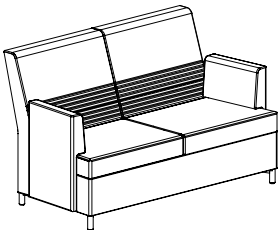
- 2 Visit www.jsifurniture.com/finishes-and-materials/textiles for our textiles program. See selection of standard and graded in manufacturers and patterns.

Specifications

- Fabric is railroaded.
- Non-patterned textile is recommended.
- Frame interior is upholstery grade plywood with glued solid hardwood cross members reinforced with wood screws.
- Seat has synthetic sheet webbing with cross strap and 3 3/8" thick high resiliency seat polyurethane multi-density foam.
- Back has 1 3/4" thick polyurethane foam, back lumbar has 10 channel stitch detail thru 3/8" thick polyurethane foam.
- 3/4" of high grade polyurethane foam covers a plywood constructed arm frame.

Description	① Model	Specifications	List Price Per Grade																																																		
Single Seat <div>Now!</div> 	ZV6665 <ul style="list-style-type: none">upholstered seat, back and armsfabric application is railroadfront casters and pull available, specify and add \$144 listtablet available, specify and add \$479 list for standard solid surface or \$533 list for laminate or veneer; indicate right or left as seated and finishseat side power available, specify and add \$984 list; indicate right or left as seated and color Black (B) or White (W)power available in the center of the lower extreme back, dual charging USB add \$204 list or single simplex add \$111 list; specify USB or Simplex and color Black (B) or White (W)stand up surface with privacy screen available, add \$536; specify standard JSI laminate for top and the color of felt board for the privacy screentablet arms available on quickship program are: veneer, quickship laminates and white solid surface.	<table><tr><th>Dimensions</th><th>D</th><th>W</th><th>H</th></tr><tr><td>Overall</td><td>30 3⁄8</td><td>33 1⁄8</td><td>36</td></tr><tr><td>Seat</td><td>20 1⁄2</td><td>24 1⁄4</td><td>17 1⁄2</td></tr><tr><td>Arm</td><td></td><td></td><td>26</td></tr><tr><th colspan="2">Upholstery</th><th colspan="2">Shipping</th></tr><tr><td>COM Ydg</td><td>5</td><td>Ctn Wt</td><td>97</td></tr><tr><td></td><td></td><td>Cu Ft</td><td>24</td></tr></table>	Dimensions	D	W	H	Overall	30 3⁄8	33 1⁄8	36	Seat	20 1⁄2	24 1⁄4	17 1⁄2	Arm			26	Upholstery		Shipping		COM Ydg	5	Ctn Wt	97			Cu Ft	24	<table><tr><td>COM</td><td>\$2,814</td></tr><tr><td>A</td><td>\$2,880</td></tr><tr><td>B</td><td>\$3,012</td></tr><tr><td>C</td><td>\$3,243</td></tr><tr><td>D</td><td>\$3,539</td></tr><tr><td>E</td><td>\$3,836</td></tr><tr><td>F</td><td>\$4,149</td></tr><tr><td>G</td><td>\$4,594</td></tr><tr><td>H</td><td>\$5,068</td></tr><tr><td>I</td><td>\$5,812</td></tr><tr><td>J</td><td>\$6,700</td></tr></table>	COM	\$2,814	A	\$2,880	B	\$3,012	C	\$3,243	D	\$3,539	E	\$3,836	F	\$4,149	G	\$4,594	H	\$5,068	I	\$5,812	J	\$6,700
Dimensions	D	W	H																																																		
Overall	30 3⁄8	33 1⁄8	36																																																		
Seat	20 1⁄2	24 1⁄4	17 1⁄2																																																		
Arm			26																																																		
Upholstery		Shipping																																																			
COM Ydg	5	Ctn Wt	97																																																		
		Cu Ft	24																																																		
COM	\$2,814																																																				
A	\$2,880																																																				
B	\$3,012																																																				
C	\$3,243																																																				
D	\$3,539																																																				
E	\$3,836																																																				
F	\$4,149																																																				
G	\$4,594																																																				
H	\$5,068																																																				
I	\$5,812																																																				
J	\$6,700																																																				

Two Seat



ZV6675

- upholstered seat, back and arms
- fabric application is railroad
- tablet available, specify and add \$479 list for standard solid surface or \$533 list for laminate or veneer; indicate right or left as seated and finish
- seat side power available, specify and add \$984 list; indicate right or left as seated and color Black (B) or White (W)
- power available in the left and right of the lower extreme back, dual charging USB add \$408 list or single simplex add \$222 list; specify USB or Simplex and color Black (B) or White (W)
- stand up surface with privacy screen available, add \$736; specify standard JSI laminate for top and the color of felt board for the privacy screen

Dimensions	D	W	H
Overall	30 ¾	60 ¾	36
Seat	20 ½	51 ¾	17 ½
Arm			26
Upholstery		Shipping	
COM Ydg	8 ½	Ctn Wt	198
		Cu Ft	44

COM	\$4,383
A	\$4,496
B	\$4,721
C	\$5,115
D	\$5,616
E	\$6,120
F	\$6,654
G	\$7,412
H	\$8,217
I	\$9,479
J	\$10,994

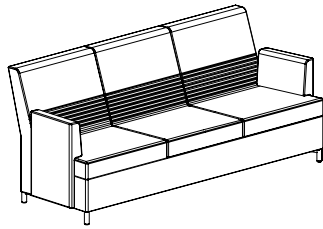
NOW!
Need it.
JSI Quickship

When ordering Quickship products, place a "Q" in front of model number.
Example: QZV6665

FREESTANDING

Description

Three Seat



① Model

ZV6685

- upholstered seat, back and arms
- fabric application is railroad
- tablet available, specify and add \$479 list for standard solid surface or \$533 list for laminate or veneer; indicate right or left as seated and finish
- seat side power available, specify and add \$984 list; indicate right or left as seated and color Black (B) or White (W)
- power available in the left, right and center of the lower extreme back, dual charging USB add \$612 list or single simplex add \$333 list; specify USB or Simplex and color Black (B) or White (W)
- stand up surface with privacy screen available, add \$971; specify standard JSI laminate for top and the color of felt board for the privacy screen

Specifications

Dimensions	D	W	H
Overall	30 ¾	88 ¼	36
Seat	20 ½	79 ¼	17 ½
Arm			26
Upholstery	Shipping		
COM Ydg	12	Ctn Wt	258
		Cu Ft	63

List Price Per Grade

COM	\$6,252
A	\$6,411
B	\$6,729
C	\$7,284
D	\$7,996
E	\$8,708
F	\$9,459
G	\$10,529
H	\$11,666
I	\$13,448
J	\$15,584

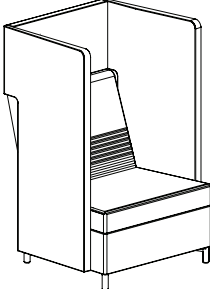
To Order, Specify:

- ① Model Number
- ② Fabric Selection - vendor, pattern and color

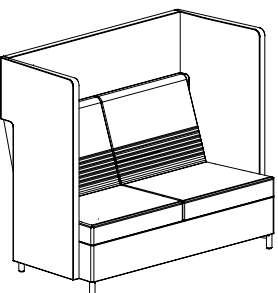
- ② Visit www.jsifurniture.com/finishes-and-materials/textiles for our textiles program. See selection of standard and graded in manufacturers and patterns.

Specifications

- Fabric is railroaded.
- Non-patterned textile is recommended.
- Frame interior is upholstery grade plywood with glued solid hardwood cross members reinforced with wood screws.
- Seat has synthetic sheet webbing with cross strap and 3 ¾" thick high resiliency seat polyurethane multi-density foam.
- Back has 1 ¾" thick polyurethane foam, back lumbar has 10 channel stitch detail thru ¾" thick polyurethane foam.
- ¾" of high grade polyurethane foam covers a plywood constructed arm frame.

Description	① Model	Specifications				List Price Per Grade		
Single Seat with Surround <div>Now!</div> 	ZV6660-PS <ul style="list-style-type: none">upholstered seat, back and surroundfabric application is railroadfront casters and pull available, specify and add \$144 listseat side power available, specify and add \$984 list; indicate right or left as seated and color Black (B) or White (W)	Dimensions		D	W	H	COM	\$3,590
		Overall	30 3⁄8	33 3⁄4	50 1⁄2	A	\$3,702	
		Seat	20 1⁄2	24 1⁄4	17 1⁄2	B	\$3,927	
		Upholstery		Shipping			C	\$4,320
		COM Ydg	8 1⁄2	Ctn Wt	119	D	\$4,824	
				Cu Ft	37	E	\$5,328	
						F	\$5,860	
						G	\$6,617	
						H	\$7,424	
						I	\$8,686	
						J	\$10,199	

Two Seat with Surround



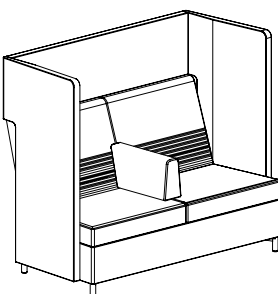
ZV6670-PS

- upholstered seat, back and surround
- fabric application is railroad
- seat side power available, specify and add \$984 list; indicate right or left as seated and color Black (B) or White (W)

Dimensions	D	W	H
Overall	30 ¾	61 ¼	50 ½
Seat	20 ½	51 ¾	17 ½
Upholstery		Shipping	
COM Ydg	12 ¾	Ctn Wt	211
		Cu Ft	61

COM	\$4,799
A	\$4,970
B	\$5,306
C	\$5,895
D	\$6,650
E	\$7,408
F	\$8,207
G	\$9,339
H	\$10,552
I	\$12,443
J	\$14,716

Two Seat with Surround and Middle Arm



ZV6672-PS

- upholstered seat, back and surround
- fabric application is railroad
- tablet available, specify and add \$479 list for standard solid surface or \$533 list for laminate or veneer
- seat side power available, specify and add \$984 list; indicate right or left as seated and color Black (B) or White (W)

Dimensions	D	W	H
Overall	30 ¾	61 ¼	50 ½
Seat	20 ½	51 ¾	17 ½
Upholstery		Shipping	
COM Ydg	13 ½	Ctn Wt	225
		Cu Ft	61

COM	\$5,060
A	\$5,241
B	\$5,597
C	\$6,219
D	\$7,020
E	\$7,821
F	\$8,668
G	\$9,869
H	\$11,151
I	\$13,154
J	\$15,557

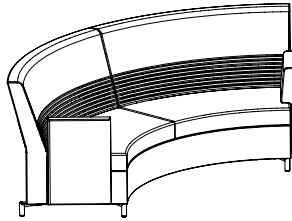
NOW!
Need it.
JSI Quickship

When ordering Quickship products, place a "Q" in front of model number.
Example: QZV6665

FREESTANDING

Description

72" Radius Quarter Round with
Outside Back and Arms



① Model

ZV6688-FOB-2A

- upholstered seat, back and arms
- fabric application is railroad. Non-patterned fabrics are recommended
- tablet available, specify and add \$479 list for standard solid surface or \$533 list for laminate or veneer; indicate right or left as seated and finish
- seat side power available, specify and add \$984 list; indicate right or left as seated and color Black (B) or White (W)
- power available in the left and right of the lower extreme back, dual charging USB add \$408 list or single simplex add \$222 list; specify USB or Simplex and color Black (B) or White (W)
- stand up surface with privacy screen available, add \$1,322; specify standard JSI laminate for top and the color of felt board for the privacy screen

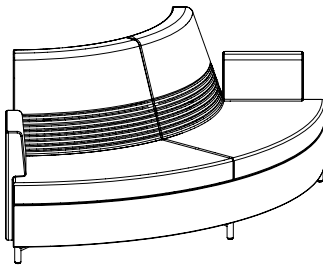
Specifications

Dimensions	D	W	H
Overall	42 ½	101 ½	36
Seat	20 ½	59 ¼	17 ½
Arm			26
Upholstery	Shipping		
COM Ydg	12 ½	Ctn Wt	269
		Cu Ft	97

List Price Per Grade

COM	\$5,901
A	\$6,069
B	\$6,398
C	\$6,975
D	\$7,719
E	\$8,459
F	\$9,243
G	\$10,353
H	\$11,541
I	\$13,395
J	\$15,622

32" Radius Quarter Round with
Inside Back and Arms



ZV6688-FIB-2A

- upholstered seat, back and arms
- fabric application is railroad. Non-patterned fabrics are recommended
- tablet available, specify and add \$479 list for standard solid surface or \$533 list for laminate or veneer; indicate right or left as seated and finish
- seat side power available, specify and add \$984 list; indicate right or left as seated and color Black (B) or White (W)

Dimensions	D	W	H
Overall	39 ½	87 ¾	36
Seat	20 ½	45 ¾	17 ½
Arm			26
Upholstery	Shipping		
COM Ydg	9 ½	Ctn Wt	254
		Cu Ft	81

COM	\$5,813
A	\$5,938
B	\$6,191
C	\$6,628
D	\$7,191
E	\$7,757
F	\$8,349
G	\$9,196
H	\$10,098
I	\$11,507
J	\$13,199


To Order, Specify:


- ① Model Number
- ② Fabric Selection - vendor, pattern and color

- ② Visit www.jsifurniture.com/finishes-and-materials/textiles for our textiles program. See selection of standard and graded in manufacturers and patterns.

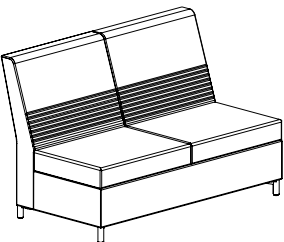
Specifications

- Fabric is railroaded.
- Non-patterned textile is recommended.
- Frame interior is upholstery grade plywood with glued solid hardwood cross members reinforced with wood screws.
- Seat has synthetic sheet webbing with cross strap and 3 ¾" thick high resiliency seat polyurethane multi-density foam.
- Back has 1 ¾" thick polyurethane foam, back lumbar has 10 channel stitch detail thru ¾" thick polyurethane foam.
- ¾" of high grade polyurethane foam covers a plywood constructed arm frame.

Description	① Model	Specifications	List Price Per Grade																																														
In-Line Single Seat	<div></div> <div>ZV6628-FB<ul style="list-style-type: none">· upholstered seat and back· armless· fabric application is railroad. Non-patterned fabrics are recommended· seat side power available, specify and add \$984 list; indicate right or left as seated and color Black (B) or White (W)· power available in the center of the lower extreme back, dual charging USB add \$204 list or single simplex add \$111 list; specify USB or Simplex and color Black (B) or White (W)· stand up surface with privacy screen available, add \$536; specify standard JSI laminate for top and the color of felt board for the privacy screen</div>	<table><tr><th>Dimensions</th><th>D</th><th>W</th><th>H</th></tr><tr><td>Overall</td><td>30 ¾</td><td>27 ½</td><td>36</td></tr><tr><td>Seat</td><td>20 ½</td><td>27 ½</td><td>17 ½</td></tr><tr><th colspan="2">Upholstery</th><th colspan="2">Shipping</th></tr><tr><td>COM Ydg</td><td>3 ½</td><td>Ctn Wt</td><td>82</td></tr><tr><td></td><td></td><td>Cu Ft</td><td>20</td></tr></table>	Dimensions	D	W	H	Overall	30 ¾	27 ½	36	Seat	20 ½	27 ½	17 ½	Upholstery		Shipping		COM Ydg	3 ½	Ctn Wt	82			Cu Ft	20	<table><tr><td>COM</td><td>\$2,135</td></tr><tr><td>A</td><td>\$2,183</td></tr><tr><td>B</td><td>\$2,276</td></tr><tr><td>C</td><td>\$2,438</td></tr><tr><td>D</td><td>\$2,643</td></tr><tr><td>E</td><td>\$2,852</td></tr><tr><td>F</td><td>\$3,071</td></tr><tr><td>G</td><td>\$3,381</td></tr><tr><td>H</td><td>\$3,716</td></tr><tr><td>I</td><td>\$4,233</td></tr><tr><td>J</td><td>\$4,859</td></tr></table>	COM	\$2,135	A	\$2,183	B	\$2,276	C	\$2,438	D	\$2,643	E	\$2,852	F	\$3,071	G	\$3,381	H	\$3,716	I	\$4,233	J	\$4,859
		Dimensions	D	W	H																																												
Overall	30 ¾	27 ½	36																																														
Seat	20 ½	27 ½	17 ½																																														
Upholstery		Shipping																																															
COM Ydg	3 ½	Ctn Wt	82																																														
		Cu Ft	20																																														
COM	\$2,135																																																
A	\$2,183																																																
B	\$2,276																																																
C	\$2,438																																																
D	\$2,643																																																
E	\$2,852																																																
F	\$3,071																																																
G	\$3,381																																																
H	\$3,716																																																
I	\$4,233																																																
J	\$4,859																																																



In-Line Two Seat




ZV6655-FB

- upholstered seat and back
- armless
- fabric application is railroad. Non-patterned fabrics are recommended
- seat side power available, specify and add \$984 list; indicate right or left as seated and color Black (B) or White (W)
- power available in the left and right of the lower extreme back, dual charging USB add \$408 list or single simplex add \$222 list; specify USB or Simplex and color Black (B) or White (W)
- stand up surface with privacy screen available, add \$736; specify standard JSI laminate for top and the color of felt board for the privacy screen


Dimensions	D	W	H
Overall	30 ¾	55	36
Seat	20 ½	55 ⅛	17 ½
Upholstery		Shipping	
COM Ydg	7	Ctn Wt	154
		Cu Ft	40

COM	\$3,734
A	\$3,828
B	\$4,013
C	\$4,335
D	\$4,752
E	\$5,165
F	\$5,606
G	\$6,226
H	\$6,894
I	\$7,930
J	\$9,178



Description	1 Model	Specifications				List Price Per Grade	
In-Line Three Seat	ZV6683-FB	Dimensions	D	W	H	COM	\$5,692
		Overall	30 3/8	82 1/2	36	A	\$5,832
		Seat	20 1/2	82 5/8	17 1/2	B	\$6,110
		Upholstery		Shipping		C	\$6,596
		COM Ydg	10 1/2	Ctn Wt	224	D	\$7,218
				Cu Ft	59	E	\$7,839
						F	\$8,498
						G	\$9,430
						H	\$10,427
						I	\$11,986
						J	\$13,854

72" Radius Wedge with Outside Back



ZV6650-OB	Dimensions	D	W	H	COM	\$2,860
	Overall	33 1/2	54 7/8	36	A	\$2,932
	Seat	20 1/2	31 1/8	17 1/2	B	\$3,076
	Upholstery		Shipping		C	\$3,332
	COM Ydg	5 1/2	Ctn Wt	129	D	\$3,656
			Cu Ft	44	E	\$3,984
					F	\$4,328
					G	\$4,817
					H	\$5,340
					I	\$6,156
					J	\$7,134

To Order, Specify:

- 1 Model Number
- 2 Fabric Selection - vendor, pattern and color

- 2 Visit www.jsifurniture.com/finishes-and-materials/textiles for our textiles program. See selection of standard and graded in manufacturers and patterns.

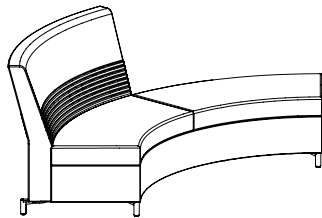
Specifications

- Fabric is railroaded.
- Non-patterned textile is recommended.
- Frame interior is upholstery grade plywood with glued solid hardwood cross members reinforced with wood screws.
- Seat has synthetic sheet webbing with cross strap and 3 3/8" thick high resiliency seat polyurethane multi-density foam.
- Back has 1 3/4" thick polyurethane foam, back lumbar has 10 channel stitch detail thru 3/8" thick polyurethane foam.
- 3/4" of high grade polyurethane foam covers a plywood constructed arm frame.

MODULAR

Description

72" Radius Quarter Round with
Partial Outside Back



right shown

① Model

ZV6688-ROB

ZV6688-LOB

- upholstered seat and back
- armless
- fabric application is railroad. Non-patterned fabrics are recommended
- seat side power available, specify and add \$984 list; indicate right or left as seated and color Black (B) or White (W)
- power available in the center of the lower extreme back, dual charging USB add \$204 list or single simplex add \$111 list; specify USB or Simplex and color Black (B) or White (W)
- stand up surface with privacy screen available, add \$705; specify standard JSI laminate for top and the color of felt board for the privacy screen

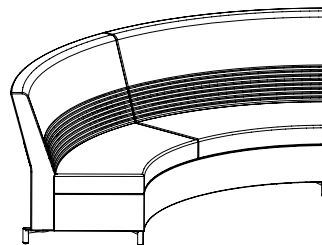
Specifications

Dimensions	D	W	H
Overall	42 ½	94 ⅞	36
Seat	20 ½	59 ¼	17 ½
Upholstery		Shipping	
COM Ydg	7	Ctn Wt	231
		Cu Ft	92

List Price Per Grade

COM	\$4,082
A	\$4,176
B	\$4,362
C	\$4,684
D	\$5,099
E	\$5,516
F	\$5,955
G	\$6,576
H	\$7,241
I	\$8,282
J	\$9,526

72" Radius Quarter Round with
Outside Back

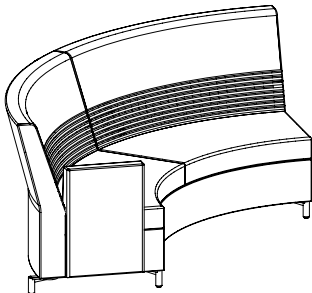


ZV6688-FOB

- upholstered seat and back
- armless
- fabric application is railroad. Non-patterned fabrics are recommended
- seat side power available, specify and add \$984 list; indicate right or left as seated and color Black (B) or White (W)
- power available in the left and right of the lower extreme back, dual charging USB add \$408 list or single simplex add \$222 list; specify USB or Simplex and color Black (B) or White (W)
- stand up surface with privacy screen available, add \$1,322; specify standard JSI laminate for top and the color of felt board for the privacy screen

Dimensions	D	W	H
Overall	42 ½	101 ½	36
Seat	20 ½	59 ¼	17 ½
Upholstery		Shipping	
COM Ydg	11	Ctn Wt	190
		Cu Ft	100

COM	\$5,187
A	\$5,332
B	\$5,622
C	\$6,131
D	\$6,783
E	\$7,438
F	\$8,123
G	\$9,104
H	\$10,148
I	\$11,780
J	\$13,737

Description	1 Model	Specifications			List Price Per Grade	
72" Radius Quarter Round with Outside Back and Arm	ZV6688-FOB-RA	Dimensions	D	W	H	COM \$5,580
	ZV6688-FOB-LA	Overall	42 ½	101 ½	36	A \$5,738
 <p>right shown</p>	<ul style="list-style-type: none"> · upholstered seat, back and arms · fabric application is railroad. · Non-patterned fabrics are recommended · tablet available, specify and add \$479 list for standard solid surface or \$533 list for laminate or veneer · seat side power available, specify and add \$984 list; indicate right or left as seated and color Black (B) or White (W) · power available in the left and right of the lower extreme back, dual charging USB add \$408 list or single simplex add \$222 list; specify USB or Simplex and color Black (B) or White (W) · stand up surface with privacy screen available, add \$1,322; specify standard JSI laminate for top and the color of felt board for the privacy screen 	Seat	20 ½	59 ¼	17 ½	B \$6,048
		Arm			26	C \$6,592
		Upholstery		Shipping		D \$7,288
		COM Ydg	11 ¾	Ctn Wt	275	E \$7,985
				Cu Ft	100	F \$8,722
						G \$9,768
						H \$10,883
						I \$12,626
						J \$14,720

To Order, Specify:

- 1 Model Number
- 2 Fabric Selection - vendor, pattern and color

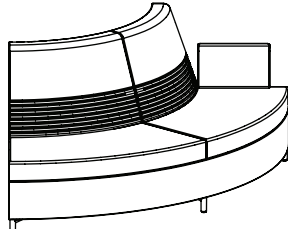
- 2 Visit www.jsifurniture.com/finishes-and-materials/textiles for our textiles program. See selection of standard and graded in manufacturers and patterns.

Specifications

- Fabric is railroaded.
- Non-patterned textile is recommended.
- Frame interior is upholstery grade plywood with glued solid hardwood cross members reinforced with wood screws.
- Seat has synthetic sheet webbing with cross strap and 3 ¾" thick high resiliency seat polyurethane multi-density foam.
- Back has 1 ¾" thick polyurethane foam, back lumbar has 10 channel stitch detail thru ¾" thick polyurethane foam.
- ¾" of high grade polyurethane foam covers a plywood constructed arm frame.

Description

32" Radius Quarter Round with Inside Back



right shown

1 Model

ZV6688-FIB-RA

ZV6688-FIB-LA

- upholstered seat, back and arms
- fabric application is railroad.
- Non-patterned fabrics are recommended
- tablet available, specify and add \$479 list for standard solid surface or \$533 list for laminate or veneer
- seat side power available, specify and add \$984 list; indicate right or left as seated and color Black (B) or White (W)

Specifications

Dimensions	D	W	H
Overall	39 1/2	87 5/8	36
Seat	20 1/2	45 5/8	17 1/2
Arm			26
Upholstery	Shipping		
COM Ydg	8 3/4	Ctn Wt	242
		Cu Ft	81

List Price Per Grade

COM	\$5,492
A	\$5,607
B	\$5,838
C	\$6,243
D	\$6,761
E	\$7,282
F	\$7,830
G	\$8,607
H	\$9,440
I	\$10,737
J	\$12,296

To Order, Specify:

- 1 Model Number
- 2 Fabric Selection - vendor, pattern and color

- 2 Visit www.jsifurniture.com/finishes-and-materials/textiles for our textiles program. See selection of standard and graded in manufacturers and patterns.

Specifications

- Fabric is railroaded.
- Non-patterned textile is recommended.
- Frame interior is upholstery grade plywood with glued solid hardwood cross members reinforced with wood screws.
- Seat has synthetic sheet webbing with cross strap and 3 3/8" thick high resiliency seat polyurethane multi-density foam.
- Back has 1 3/4" thick polyurethane foam, back lumbar has 10 channel stitch detail thru 3/8" thick polyurethane foam.
- 3/4" of high grade polyurethane foam covers a plywood constructed arm frame.

MODULAR


Description

① Model

Specifications

List Price Per Grade

54" Radius Wedge with Outside Back



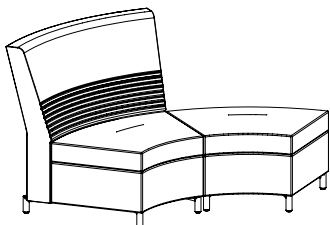
ZV6550-OB

- upholstered seat and back
- armless
- fabric application is railroad. Non-patterned fabrics are recommended
- seat side power available, specify and add \$984 list; indicate right or left as seated and color Black (B) or White (W)
- power available in the center of the lower extreme back, dual charging USB add \$204 list or single simplex add \$111 list; specify USB or Simplex and color Black (B) or White (W)
- stand up surface with privacy screen available, add \$536; specify standard JSI laminate for top and the color of felt board for the privacy screen

Dimensions	D	W	H
Overall	33 ½	41 ⅛	36
Seat	20 ½	18 ¼	17 ½
Upholstery		Shipping	
COM Ydg	3 ¾	Ctn Wt	78
		Cu Ft	34

COM	\$2,370
A	\$2,420
B	\$2,518
COL/C	\$2,688
D	\$2,909
E	\$3,129
F	\$3,470
G	\$3,836
H	\$4,227
I	\$4,839
J	\$5,570

54" Radius Quarter Round with Partial Outside Back



right shown

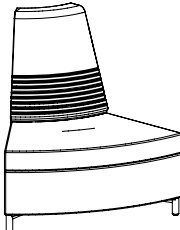
ZV6588-ROB

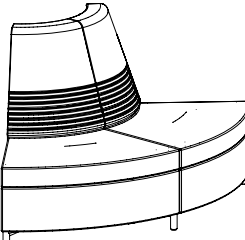
ZV6588-LOB

- upholstered seat and back
- armless
- fabric application is railroad. Non-patterned fabrics are recommended
- seat side power available, specify and add \$984 list; indicate right or left as seated and color Black (B) or White (W)
- power available in the center of the lower extreme back, dual charging USB add \$204 list or single simplex add \$111 list; specify USB or Simplex and color Black (B) or white (W)
- stand up surface with privacy screen available, add \$536; specify standard JSI laminate for top and the color of felt board for the privacy screen

Dimensions	D	W	H
Overall	42 ½	95 ⅛	36
Seat	20 ½	33 ½	17 ½
Upholstery		Shipping	
COM Ydg	4 ¾	Ctn Wt	139
		Cu Ft	95

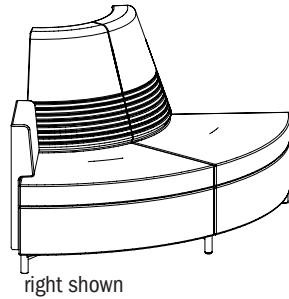
COM	\$3,342
A	\$3,404
B	\$3,530
COL/C	\$3,748
D	\$4,030
E	\$4,310
F	\$4,749
G	\$5,214
H	\$5,715
I	\$6,496
J	\$7,431

Description	① Model	Specifications				List Price Per Grade	
14" Radius Wedge with Inside Back 	ZV6551-IB <ul style="list-style-type: none">· upholstered seat and back· armless· fabric application is railroad. Non-patterned fabrics are recommended· seat side power available, specify and add \$984 list; indicate right or left as seated and color Black (B) or White (W)	Dimensions	D	W	H	COM	\$2,130
		Overall	32 ¾	36 ¾	36	A	\$2,170
		Seat	20 ½	19 ½	17 ½	B	\$2,249
		Upholstery	Shipping			COL/C	\$2,385
		COM Ydg	3	Ctn Wt	115	D	\$2,562
				Cu Ft	29	E	\$2,741
						F	\$3,017
						G	\$3,310
						H	\$3,627
						I	\$4,116
						J	\$4,708

14" Radius Quarter Round with Inside Back 	ZV6588-FIB <ul style="list-style-type: none">· upholstered seat and back· armless· fabric application is railroad. Non-patterned fabrics are recommended· seat side power available, specify and add \$984 list; indicate right or left as seated and color Black (B) or White (W)	Dimensions	D	W	H	COM	\$3,600
		Overall	39 ½	66 ½	36	A	\$3,669
		Seat	20 ½	35 ½	17 ½	B	\$3,803
		Upholstery	Shipping			COL/C	\$4,041
		COM Ydg	5	Ctn Wt	102	D	\$4,346
				Cu Ft	63	E	\$4,653
						F	\$5,127
						G	\$5,636
						H	\$6,179
						I	\$7,026
						J	\$8,045

Description

14" Radius Quarter Round with
Inside Back and Arm



1 Model

ZV6588-FIB-RA

ZV6588-FIB-LA

- upholstered seat, back and arms
- fabric application is railroad.
- Non-patterned fabrics are recommended
- tablet available, specify and add \$479 list for standard solid surface or \$533 list for laminate or veneer
- seat side power available, specify and add \$984 list; indicate right or left as seated and color Black (B) or White (W)

Specifications

Dimensions	D	W	H
Overall	39 ½	66 ½	36
Seat	20 ½	35 ½	17 ½
Arm			26
Upholstery	Shipping		
COM Ydg	5 ¾	Ctn Wt	112
		Cu Ft	63

List Price Per Grade

COM	\$3,765
A	\$3,842
B	\$3,994
COL/C	\$4,260
D	\$4,602
E	\$4,944
F	\$5,476
G	\$6,045
H	\$6,654
I	\$7,604
J	\$8,745

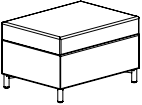
To Order, Specify:

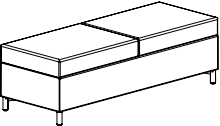
- 1 Model Number
- 2 Fabric Selection - vendor, pattern and color

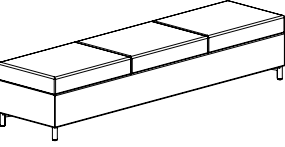
- 2 Visit www.jsifurniture.com/finishes-and-materials/textiles for our textiles program. See selection of standard and graded in manufacturers and patterns.

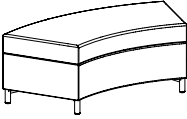
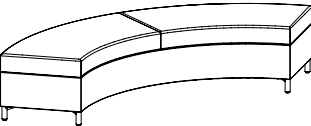
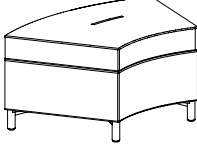
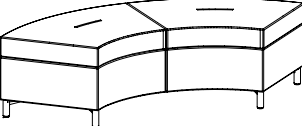
Specifications

- Fabric is railroaded.
- Non-patterned textile is recommended.
- Frame interior is upholstery grade plywood with glued solid hardwood cross members reinforced with wood screws.
- Seat has synthetic sheet webbing with cross strap and 3 ¾" thick high resiliency seat polyurethane multi-density foam.
- Back has 1 ¾" thick polyurethane foam, back lumbar has 10 channel stitch detail thru ¾" thick polyurethane foam.
- ¾" of high grade polyurethane foam covers a plywood constructed arm frame.

Description	① Model	Specifications	List Price Per Grade
Single Seat Bench 	ZV6628 · upholstered seat · fabric application is railroad. Non-patterned fabrics are recommended · seat side power available, specify and add \$984 list; indicate right or left as seated and color Black (B) or White (W)	Dimensions	COM \$1,749
		Overall 20 ½ 27 ½ 17 ½	A \$1,779
		Upholstery	B \$1,830
		COM Ydg 2 Ctn Wt 50	C \$1,923
		Cu Ft 7	D \$2,040
			E \$2,159
			F \$2,286
			G \$2,462
			H \$2,652
			I \$2,951
			J \$3,305

Two Seat Bench 	ZV6655 · upholstered seat · fabric application is railroad. Non-patterned fabrics are recommended · seat side power available, specify and add \$984 list; indicate right or left as seated and color Black (B) or White (W)	Dimensions	COM \$2,968
		Overall 20 ½ 55 17 ½	A \$3,024
		Upholstery	B \$3,128
		COM Ydg 4 Ctn Wt 73	C \$3,314
		Cu Ft 14	D \$3,551
			E \$3,789
			F \$4,038
			G \$4,395
			H \$4,773
			I \$5,369
			J \$6,081

Three Seat Bench 	ZV6683 · upholstered seat · fabric application is railroad. Non-patterned fabrics are recommended · seat side power available, specify and add \$984 list; indicate right or left as seated and color Black (B) or White (W)	Dimensions	COM \$4,240
		Overall 20 ½ 82 ½ 17 ½	A \$4,320
		Upholstery	B \$4,479
		COM Ydg 6 Ctn Wt 146	C \$4,755
		Cu Ft 21	D \$5,114
			E \$5,466
			F \$5,843
			G \$6,375
			H \$6,945
			I \$7,838
			J \$8,906

Description	1 Model	Specifications				List Price Per Grade	
72" Radius Wedge Bench 	ZV6647 <ul style="list-style-type: none"> upholstered seat fabric application is railroad. Non-patterned fabrics are recommended seat side power available, specify and add \$984 list; indicate right or left as seated and color Black (B) or White (W) 	Dimensions	D	W	H	COM	\$1,839
		Overall	23 5/8	47 3/8	17 1/2	A	\$1,876
		Upholstery	Shipping			B	\$1,950
		COM Ydg	2 3/4	Ctn Wt	57	C	\$2,079
				Cu Ft	14	D	\$2,241
						E	\$2,404
						F	\$2,576
						G	\$2,822
						H	\$3,083
						I	\$3,490
						J	\$3,980
72" Radius Quarter Round Bench 	ZV6688 <ul style="list-style-type: none"> upholstered seat fabric application is railroad. Non-patterned fabrics are recommended seat side power available, specify and add \$984 list; indicate right or left as seated and color Black (B) or White (W) 	Dimensions	D	W	H	COM	\$3,243
		Overall	32 5/8	87 5/8	17 1/2	A	\$3,317
		Upholstery	Shipping			B	\$3,462
		COM Ydg	5 1/2	Ctn Wt	105	C	\$3,717
				Cu Ft	34	D	\$4,041
						E	\$4,367
						F	\$4,714
						G	\$5,202
						H	\$5,726
						I	\$6,542
						J	\$7,521
54" Radius Wedge Bench 	ZV6547 <ul style="list-style-type: none"> upholstered seat armless fabric application is railroad. Non-patterned fabrics are recommended 	Dimensions	D	W	H	COM	\$1,629
		Overall	29 5/8	34 3/8	17 1/2	A	\$1,655
		Upholstery	Shipping			B	\$1,712
		COM Ydg	2	Ctn Wt	34	COL/C	\$1,805
				Cu Ft	13	D	\$1,929
						E	\$2,051
						F	\$2,241
						G	\$2,445
						H	\$2,662
						I	\$3,000
						J	\$3,408
54" Radius Quarter Round Bench 	ZV6588 <ul style="list-style-type: none"> upholstered seat armless fabric application is railroad. Non-patterned fabrics are recommended 	Dimensions	D	W	H	COM	\$2,592
		Overall	32 5/8	63 5/8	17 1/2	A	\$2,633
		Upholstery	Shipping			B	\$2,714
		COM Ydg	3	Ctn Wt	63	COL/C	\$2,858
				Cu Ft	26	D	\$3,039
						E	\$3,222
						F	\$3,509
						G	\$3,815
						H	\$4,139
						I	\$4,648
						J	\$5,260

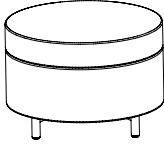
To Order, Specify:

- 1 Model Number
- 2 Fabric Selection - vendor, pattern and color
Visit www.jsifurniture.com/finishes-and-materials/textiles for our textiles program. See selection of standard and graded in manufacturers and patterns.

Specifications

- Fabric is railroaded.
- Non-patterned textile is recommended.
- Frame interior is upholstery grade plywood with glued solid hardwood cross members reinforced with wood screws.
- Seat has synthetic sheet webbing with cross strap and 3 5/8" thick high resiliency seat polyurethane multi-density foam.
- Back has 1 3/4" thick polyurethane foam, back lumbar has 10 channel stitch detail thru 3/8" thick polyurethane foam.
- 3/4" of high grade polyurethane foam covers a plywood constructed arm frame.
- Linking bracket included.

Description	① Model	Specifications	List Price Per Grade																				
48" dia. Ottoman	ZV6648 · upholstered seat · fabric application is railroad. Non-patterned fabrics are recommended	<table> <tr> <th>Dimensions</th><th>D</th><th>W</th><th>H</th></tr> <tr> <td>Overall</td><td>48</td><td>48</td><td>17 ½</td></tr> <tr> <th>Upholstery</th><th colspan="3">Shipping</th></tr> <tr> <td>COM Ydg</td><td>4</td><td>Ctn Wt</td><td>95</td></tr> <tr> <td></td><td></td><td>Cu Ft</td><td>27</td></tr> </table>	Dimensions	D	W	H	Overall	48	48	17 ½	Upholstery	Shipping			COM Ydg	4	Ctn Wt	95			Cu Ft	27	COM \$2,490 A \$2,546 B \$2,650 C \$2,836 D \$3,072 E \$3,310 F \$3,561 G \$3,917 H \$4,295 I \$4,889 J \$5,603
Dimensions	D	W	H																				
Overall	48	48	17 ½																				
Upholstery	Shipping																						
COM Ydg	4	Ctn Wt	95																				
		Cu Ft	27																				
42" dia. Ottoman	ZV6642 · upholstered seat · fabric application is railroad. Non-patterned fabrics are recommended	<table> <tr> <th>Dimensions</th><th>D</th><th>W</th><th>H</th></tr> <tr> <td>Overall</td><td>42</td><td>42</td><td>17 ½</td></tr> <tr> <th>Upholstery</th><th colspan="3">Shipping</th></tr> <tr> <td>COM Ydg</td><td>4</td><td>Ctn Wt</td><td>79</td></tr> <tr> <td></td><td></td><td>Cu Ft</td><td>21</td></tr> </table>	Dimensions	D	W	H	Overall	42	42	17 ½	Upholstery	Shipping			COM Ydg	4	Ctn Wt	79			Cu Ft	21	COM \$2,099 A \$2,153 B \$2,259 C \$2,444 D \$2,680 E \$2,918 F \$3,168 G \$3,525 H \$3,904 I \$4,497 J \$5,211
Dimensions	D	W	H																				
Overall	42	42	17 ½																				
Upholstery	Shipping																						
COM Ydg	4	Ctn Wt	79																				
		Cu Ft	21																				
36" dia. Ottoman	ZV6636 · upholstered seat · fabric application is railroad. Non-patterned fabrics are recommended	<table> <tr> <th>Dimensions</th><th>D</th><th>W</th><th>H</th></tr> <tr> <td>Overall</td><td>36</td><td>36</td><td>17 ½</td></tr> <tr> <th>Upholstery</th><th colspan="3">Shipping</th></tr> <tr> <td>COM Ydg</td><td>3 ½</td><td>Ctn Wt</td><td>65</td></tr> <tr> <td></td><td></td><td>Cu Ft</td><td>16</td></tr> </table>	Dimensions	D	W	H	Overall	36	36	17 ½	Upholstery	Shipping			COM Ydg	3 ½	Ctn Wt	65			Cu Ft	16	COM \$1,691 A \$1,740 B \$1,833 C \$1,992 D \$2,200 E \$2,408 F \$2,630 G \$2,940 H \$3,273 I \$3,791 J \$4,414
Dimensions	D	W	H																				
Overall	36	36	17 ½																				
Upholstery	Shipping																						
COM Ydg	3 ½	Ctn Wt	65																				
		Cu Ft	16																				

Description	① Model	Specifications			List Price Per Grade
24" dia. Ottoman 	ZV6624 · upholstered seat · fabric application is railroad. Non-patterned fabrics are recommended	Dimensions	D	W	H
		Overall	24	24	17 ½
		Upholstery	Shipping		
		COM Ydg	1 ½	Ctn Wt	48
				Cu Ft	8
					COM \$1,310
					A \$1,330
					B \$1,371
					COL/C \$1,442
					D \$1,534
					E \$1,625
					F \$1,767
					G \$1,920
					H \$2,085
					I \$2,338
					J \$2,643

To Order, Specify:

- ① Model Number
② Fabric Selection - vendor, pattern and color

- ② Visit www.jsifurniture.com/finishes-and-materials/textiles for our textiles program. See selection of standard and graded in manufacturers and patterns.

Specifications

- Fabric is railroaded.
- Non-patterned textile is recommended.
- Frame interior is upholstery grade plywood with glued solid hardwood cross members reinforced with wood screws.
- Seat has synthetic sheet webbing with cross strap and 3 ¾" thick high resiliency seat polyurethane multi-density foam.
- Back has 1 ¾" thick polyurethane foam, back lumbar has 10 channel stitch detail thru ¾" thick polyurethane foam.
- ¾" of high grade polyurethane foam covers a plywood constructed arm frame.
- Linking bracket included.

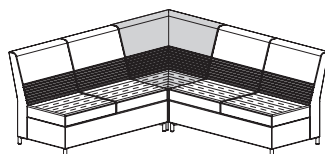
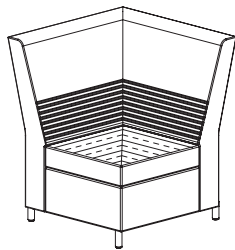
MODULAR

Description

① Model

Specifications

List Price Per Grade

Square Corner Unit
Center - Fabric Diagonal

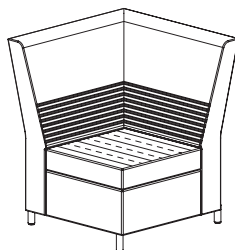
*CUD - in application

ZV6600-CUD

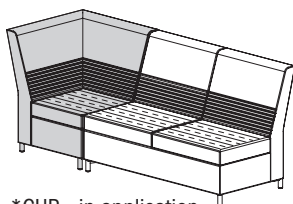
- upholstered seat and back
- fabric runs diagonal
- power available in the left and right of the lower extreme back, dual charging USB add \$408 list or single simplex add \$222 list; specify USB or Simplex and color Black (B) or White (W)
- stand up surface with privacy screen available, add \$659; specify standard JSI laminate for top and the color of felt board for the privacy screen

Dimensions	D	W	H
Overall	30 3/8	30 3/8	36
Seat	20 1/2	20 1/2	17 1/2
Upholstery		Shipping	
COM Ydg	4	Ctn Wt	79
		Cu Ft	30

COM	\$2,633
A	\$2,684
B	\$2,786
COL/C	\$2,964
D	\$3,194
E	\$3,423
F	\$3,782
G	\$4,164
H	\$4,571
I	\$5,210
J	\$5,975

Square Corner Unit
Right - Fabric Runs Right

right shown



*CUR - in application

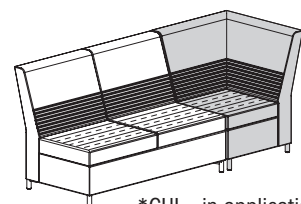
ZV6600-CUR

ZV6600-CUL

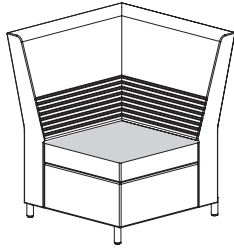
- upholstered seat and back
- fabric runs to the right
- seat side power available, specify and add \$984 list; indicate color Black (B) or White (W)
- power available in the left and right of the lower extreme back, dual charging USB add \$408 list or single simplex add \$222 list; specify USB or Simplex and color Black (B) or White (W)
- stand up surface with privacy screen available, add \$659; specify standard JSI laminate for top and the color of felt board for the privacy screen

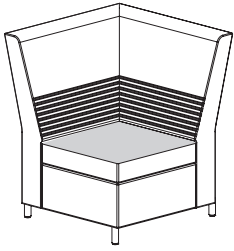
Dimensions	D	W	H
Overall	30 3/8	30 3/8	36
Seat	20 1/2	20 1/2	17 1/2
Upholstery		Shipping	
COM Ydg	4	Ctn Wt	79
		Cu Ft	30

COM	\$2,633
A	\$2,684
B	\$2,786
COL/C	\$2,964
D	\$3,194
E	\$3,423
F	\$3,782
G	\$4,164
H	\$4,571
I	\$5,210
J	\$5,975



*CUL - in application

Description	1 Model	Specifications				List Price Per Grade	
Corner Table Unit with Upholstery - Laminate Diagonal	ZV6600-CTF <ul style="list-style-type: none"> upholstered back and worksurface fabric runs to the left surface is laminate power available in the left and right of the lower extreme back, dual charging USB add \$408 list or single simplex add \$222 list; specify USB or Simplex and color Black (B) or White (W) stand up surface with privacy screen available, add \$659; specify standard JSI laminate for top and the color of felt board for the privacy screen 	Dimensions	D	W	H	COM	\$2,744
		Overall	30 3/8	30 3/8	36	A	\$2,793
		Seat	20 1/2	20 1/2	17 1/2	B	\$2,891
		Upholstery	Shipping			COL/C	\$3,062
		COM Ydg	4	Ctn Wt	82	D	\$3,284
				Cu Ft	30	E	\$3,503
						F	\$3,848
						G	\$4,216
						H	\$4,607
						I	\$5,220
						J	\$5,956

Corner Table Unit with Upholstery - Veneer Diagonal	ZV6600-CVV <ul style="list-style-type: none"> upholstered back and worksurface fabric runs diagonal surface is veneer - grain runs diagonal power available in the left and right of the lower extreme back, dual charging USB add \$408 list or single simplex add \$222 list; specify USB or Simplex and color Black (B) or White (W) stand up surface with privacy screen available, add \$659; specify standard JSI laminate for top and the color of felt board for the privacy screen 	Dimensions	D	W	H	COM	\$2,974
		Overall	30 3/8	30 3/8	36	A	\$3,022
		Seat	20 1/2	20 1/2	17 1/2	B	\$3,119
		Upholstery	Shipping			COL/C	\$3,292
		COM Ydg	4	Ctn Wt	82	D	\$3,513
				Cu Ft	30	E	\$3,734
						F	\$4,077
						G	\$4,445
						H	\$4,838
						I	\$5,451
						J	\$6,189

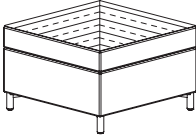
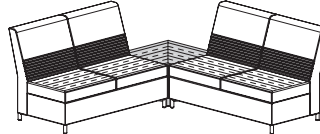
To Order, Specify:

- 1 Model Number
- 2 Fabric Selection - vendor, pattern and color

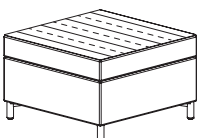
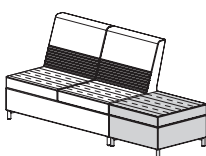
2 Visit www.jsifurniture.com/finishes-and-materials/textiles for our textiles program. See selection of standard and graded in manufacturers and patterns.

Specifications

- Fabric is railroaded.
- Non-patterned textile is recommended.
- Frame interior is upholstery grade plywood with glued solid hardwood cross members reinforced with wood screws.
- Seat has synthetic sheet webbing with cross strap and 3 3/8" thick high resiliency seat polyurethane multi-density foam.
- Back has 1 3/4" thick polyurethane foam, back lumbar has 10 channel stitch detail thru 3/8" thick polyurethane foam.
- 3/4" of high grade polyurethane foam covers a plywood constructed arm frame.

Description	① Model	Specifications				List Price Per Grade	
Square Corner Ottoman - Fabric Diagonal	ZV6610-BD <ul style="list-style-type: none">· fabric runs to the left· fabric runs diagonal· seat side power available, specify and add \$984 list; indicate right or left as seated and color Black (B) or White (W)  	Dimensions	D	W	H	COM	\$1,658
		Overall	26	26	17 ½	A	\$1,688
Seat		26	26	17 ½	B	\$1,749	
Upholstery		Shipping			COL/C	\$1,858	
COM Ydg		2 ½	Ctn Wt	43	D	\$1,995	
			Cu Ft	10	E	\$2,134	
					F	\$2,348	
					G	\$2,578	
					H	\$2,825	
					I	\$3,210	
				J	\$3,671		

Square Corner Ottoman-
Fabric Railroad

ZV6610-BR

- fabric runs railroad
- seat side power available, specify and add \$984 list; indicate right or left as seated and color Black (B) or White (W)

Dimensions	D	W	H
Overall	26	26	17 ½
Seat	26	26	17 ½
Upholstery		Shipping	
COM Ydg	2 ½	Ctn Wt	43
		Cu Ft	10

COM \$1,658

A \$1,688

B \$1,749

COL/C \$1,858

D \$1,995

E \$2,134

F \$2,348

G \$2,578

H \$2,825

I \$3,210

J \$3,671

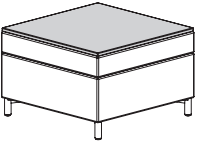

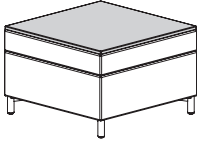
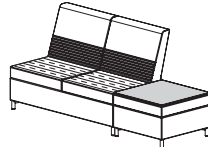
Description	1 Model	Specifications				List Price Per Grade	
Table Ottoman with Upholstery - Veneer Surface	ZV6610-TVV <ul style="list-style-type: none"> · veneer top · fabric chassis · surface is veneer · seat side power available, specify and add \$984 list; indicate right or left as seated and color Black (B) or White (W) 	Dimensions	D	W	H	COM	\$2,049
		Overall	26	26	17 ¾	A	\$2,080
		Seat	26	26	-	B	\$2,142
		Upholstery		Shipping		COL/C	\$2,249
		COM Ydg	2 ½	Ctn Wt	46	D	\$2,387
				Cu Ft	10	E	\$2,525
						F	\$2,742
						G	\$2,973
						H	\$3,218
						I	\$3,602
						J	\$4,062

Table Ottoman with Upholstery - Laminate Surface	ZV6610-TTF <ul style="list-style-type: none"> · laminate top · fabric chassis · surface is laminate · seat side power available, specify and add \$984 list; indicate right or left as seated and color Black (B) or White (W) 	Dimensions	D	W	H	COM	\$1,817
		Overall	26	26	17 ¾	A	\$1,848
		Seat	26	26	-	B	\$1,910
		Upholstery		Shipping		COL/C	\$2,018
		COM Ydg	2 ½	Ctn Wt	46	D	\$2,156
				Cu Ft	10	E	\$2,294
						F	\$2,511
						G	\$2,741
						H	\$2,986
						I	\$3,370
						J	\$3,831

To Order, Specify:

- 1 Model Number
- 2 Fabric Selection - vendor, pattern and color

2 Visit www.jsifurniture.com/finishes-and-materials/textiles for our textiles program. See selection of standard and graded in manufacturers and patterns.

Specifications

- Fabric is railroaded.
- Non-patterned textile is recommended.
- Frame interior is upholstery grade plywood with glued solid hardwood cross members reinforced with wood screws.
- Seat has synthetic sheet webbing with cross strap and 3 ¾" thick high resiliency seat polyurethane multi-density foam.
- Back has 1 ¾" thick polyurethane foam, back lumbar has 10 channel stitch detail thru ¾" thick polyurethane foam.
- ¾" of high grade polyurethane foam covers a plywood constructed arm frame.

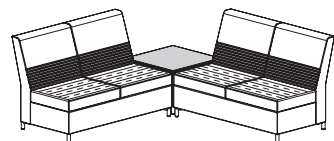
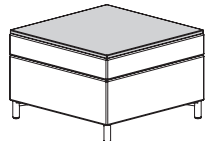
Description

① Model

Specifications

List Price Per Grade

Table Ottoman with Upholstery -
Veneer Surface Diagonal Grain



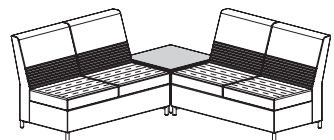
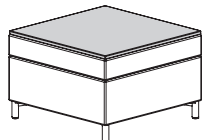
ZV6610-DWV

- veneer top - grain runs diagonal
- fabric chassis
- surface is veneer - grain runs diagonal
- seat side power available, specify and add \$984 list; indicate right or left as seated and color Black (B) or White (W)

Dimensions	D	W	H
Overall	26	26	17 ¾
Seat	26	26	-
Upholstery		Shipping	
COM Ydg	2 ½	Ctn Wt	46
		Cu Ft	10

COM	\$2,049
A	\$2,080
B	\$2,142
COL/C	\$2,249
D	\$2,387
E	\$2,525
F	\$2,742
G	\$2,973
H	\$3,218
I	\$3,602
J	\$4,062

Table Ottoman with Upholstery -
Laminate Surface Diagonal Grain



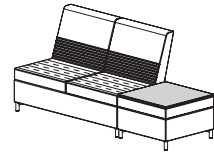
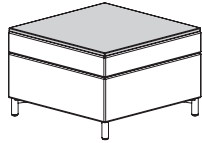
ZV6610-DTF

- laminate top- grain runs diagonal
- fabric chassis
- surface is laminate - grain runs diagonal
- seat side power available, specify and add \$984 list; indicate right or left as seated and color Black (B) or White (W)

Dimensions	D	W	H
Overall	26	26	17 ¾
Seat	26	26	-
Upholstery		Shipping	
COM Ydg	2 ½	Ctn Wt	46
		Cu Ft	10

COM	\$1,817
A	\$1,848
B	\$1,910
COL/C	\$2,018
D	\$2,156
E	\$2,294
F	\$2,511
G	\$2,741
H	\$2,986
I	\$3,370
J	\$3,831

Description	① Model	Specifications			List Price Per Grade	
Table Ottoman with Upholstery - Solid Surface	ZV6610-TSS <ul style="list-style-type: none"> · solid surface top · fabric chassis · surface is solid surface · seat side power available, specify and add \$984 list; indicate right or left as seated and color Black (B) or White (W) 	Dimensions	D	W	H	COM \$2,436
		Overall	26	26	17 ¾	A \$2,469
		Seat	26	26	-	B \$2,529
		Upholstery	Shipping			COL/C \$2,637
		COM Ydg	2 ½	Ctn Wt	48	D \$2,775
				Cu Ft	10	E \$2,913
						F \$3,128
						G \$3,359
						H \$3,369
						I \$3,989
						J \$4,450



To Order, Specify:

- ① Model Number
- ② Fabric Selection - vendor, pattern and color

② Visit www.jsifurniture.com/finishes-and-materials/textiles for our textiles program. See selection of standard and graded in manufacturers and patterns.

Specifications

- Fabric is railroaded.
- Non-patterned textile is recommended.
- Frame interior is upholstery grade plywood with glued solid hardwood cross members reinforced with wood screws.
- Seat has synthetic sheet webbing with cross strap and 3 ¾" thick high resiliency seat polyurethane multi-density foam.
- Back has 1 ¾" thick polyurethane foam, back lumbar has 10 channel stitch detail thru ¾" thick polyurethane foam.
- ¾" of high grade polyurethane foam covers a plywood constructed arm frame.

MODULAR

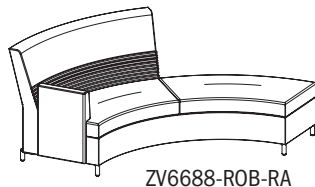
Description

① Model


Specifications

List Price Per Grade

72" Radius Quarter Round with
Partial Outside Back and Right Arm



ZV6688-ROB-RA



ZV6688-LOB-LA

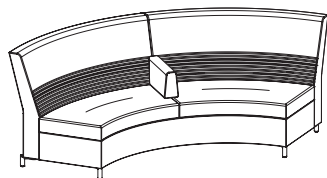
ZV6688-ROB-RA**ZV6688-LOB-LA**

- upholstered seat and back
- fabric application is railroad. Non-patterned fabrics are recommended
- seat side power available, specify and add \$984 list; indicate right or left as seated and color Black (B) or White (W)
- power available in the center of the lower extreme back, dual charging USB add \$204 list or single simplex add \$111 list; specify USB or Simplex and color Black (B) or White (W)
- stand up surface with privacy screen available, add \$705; specify standard JSI laminate for top and the color of felt board for the privacy screen
- tablet available, specify and add \$479 list for standard solid surface or \$533 list for laminate or veneer

Dimensions	D	W	H
Overall	42 ½	95 ⅞	36
Seat	20 ½	26	17 ½
Arm			
Upholstery		Shipping	
COM Ydg	7 ¾	Ctn Wt	231
		Cu Ft	92

COM	\$4,480
A	\$4,588
B	\$4,794
COL/C	\$5,156
D	\$5,621
E	\$6,089
F	\$6,606
G	\$7,311
H	\$8,064
I	\$9,244
J	\$10,656

72" Radius Quarter Round with
Outside Back and Center Arm

**ZV6688-FOB-CA**

- upholstered seat and back
- fabric application is railroad. Non-patterned fabrics are recommended
- seat side power available, specify and add \$984 list; indicate right or left as seated and color Black (B) or White (W)
- power available in the left and right of the lower extreme back, dual charging USB add \$408 list or single simplex add \$222 list; specify USB or Simplex and color Black (B) or White (W)
- stand up surface with privacy screen available, add \$1,322; specify standard JSI laminate for top and the color of felt board for the privacy screen

Dimensions	D	W	H
Overall	42 ½	101 ½	36
Seat	20 ½	26	17 ½
Upholstery		Shipping	
COM Ydg	11 ¾	Ctn Wt	190
		Cu Ft	100

COM	\$5,585
A	\$5,744
B	\$6,056
COL/C	\$6,603
D	\$7,305
E	\$8,010
F	\$8,776
G	\$9,838
H	\$10,971
I	\$12,742
J	\$14,868


Description

① Model

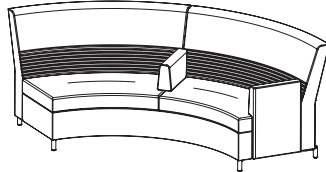
Specifications

List Price Per Grade

72" Radius Quarter Round with
Outside Back and Right and Center
Arm



ZV6688-FOB-RCA



ZV6688-FOB-LCA

ZV6688-FOB-RCA

ZV6688-FOB-LCA

- upholstered seat and back
- fabric application is railroad.
- Non-patterned fabrics are recommended
- seat side power available, specify and add \$984 list; indicate right or left as seated and color Black (B) or White (W)
- power available in the left and right of the lower extreme back, dual charging USB add \$408 list or single simplex add \$222 list; specify USB or Simplex and color Black (B) or White (W)
- stand up surface with privacy screen available, add \$1,322; specify standard JSI laminate for top and the color of felt board for the privacy screen

Dimensions	D	W	H
Overall	42 ½	101 ½	36
Seat	20 ½	26	17 ½
Arm			
Upholstery	Shipping		
COM Ydg	12 ½	Ctn Wt	200
		Cu Ft	100

COM \$5,979
A \$6,149
B \$6,480
COL/C \$7,064
D \$7,810
E \$8,559
F \$9,375
G \$10,503
H \$11,708
I \$13,588
J \$15,850

To Order, Specify:

- ① Model Number
- ② Fabric Selection - vendor, pattern and color

② Visit www.jsifurniture.com/finishes-and-materials/textiles for our textiles program. See selection of standard and graded in manufacturers and patterns.

Specifications

- Fabric is railroaded.
- Non-patterned textile is recommended.
- Frame interior is upholstery grade plywood with glued solid hardwood cross members reinforced with wood screws.
- Seat has synthetic sheet webbing with cross strap and 3 ¾" thick high resiliency seat polyurethane multi-density foam.
- Back has 1 ¾" thick polyurethane foam, back lumbar has 10 channel stitch detail thru ¾" thick polyurethane foam.
- ¾" of high grade polyurethane foam covers a plywood constructed arm frame.

MODULAR

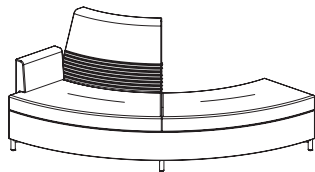
Description

① Model

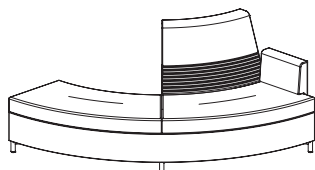
Specifications

List Price Per Grade

32" Radius Quarter Round with
Partial Inside Back and Right Arm



ZV6688-RIB-RA



ZV6688-LIB-LA

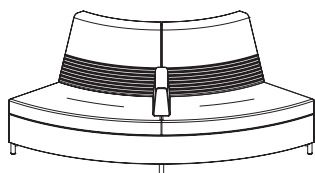
ZV6688-RIB-RA**ZV6688-LIB-LA**

- upholstered seat and back
- fabric application is railroad. Non-patterned fabrics are recommended
- seat side power available, specify and add \$984 list; indicate right or left as seated and color Black (B) or White (W)
- tablet available, specify and add \$479 list for standard solid surface or \$533 list for laminate or veneer

Dimensions	D	W	H
Overall	39 ½	88 ¾	36
Seat	20 ½	26	17 ½
Arm			
Upholstery		Shipping	
COM Ydg	6 ¼	Ctn Wt	189
		Cu Ft	81

COM	\$4,436
A	\$4,522
B	\$4,688
COL/C	\$4,984
D	\$5,358
E	\$5,735
F	\$6,158
G	\$6,730
H	\$7,342
I	\$8,297
J	\$9,444

32" Radius Quarter Round with
Inside Back and Center Arm

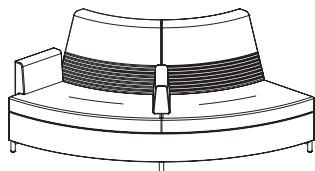
**ZV6688-FIB-CA**

- upholstered seat and back
- fabric application is railroad. Non-patterned fabrics are recommended
- seat side power available, specify and add \$984 list; indicate right or left as seated and color Black (B) or White (W)

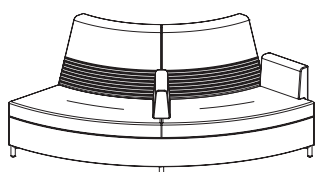
Dimensions	D	W	H
Overall	39 ½	87 ¾	36
Seat	20 ½	26	17 ½
Arm			
Upholstery		Shipping	
COM Ydg	8 ¾	Ctn Wt	231
		Cu Ft	81

COM	\$5,492
A	\$5,610
B	\$5,842
COL/C	\$6,254
D	\$6,779
E	\$7,304
F	\$7,882
G	\$8,680
H	\$9,526
I	\$10,854
J	\$12,447

32" Radius Quarter Round with
Inside Back and Right and Center
Arm



ZV6688-FIB-RCA



ZV6688-FIB-LCA

ZV6688-FIB-RCA**ZV6688-FIB-LCA**

- upholstered seat and back
- fabric application is railroad. Non-patterned fabrics are recommended
- seat side power available, specify and add \$984 list; indicate right or left as seated and color Black (B) or White (W)
- tablet available, specify and add \$479 list for standard solid surface or \$533 list for laminate or veneer

Dimensions	D	W	H
Overall	39 ½	87 ¾	36
Seat	20 ½	26	17 ½
Arm			
Upholstery		Shipping	
COM Ydg	9 ½	Ctn Wt	242
		Cu Ft	81

COM	\$5,889
A	\$6,018
B	\$6,270
COL/C	\$6,714
D	\$7,284
E	\$7,854
F	\$8,482
G	\$9,341
H	\$10,262
I	\$11,699
J	\$13,426

Ziva Tables Order Check List:



Specify:

☐ 1. Model Number

☐ 2. Top Material

a.) Veneer

1.) Wood Species - Cherry (CH1), Maple (MA1), Walnut (WA1) or Double Cut (DC1)

2.) Wood Finish

b.) Laminate

1.) Laminate Color

c.) Solid Surface

1.) Solid Surface Color - Armadillo (ARM), Pebble Pearl (PEB) or Pure White (PUR)

Example:

ZVV2448-18MT	VENEER	CH1	CLL
(model #)	(top material)	(wood species)	(finish)

1. Model Number

2. Top Material Selection:

a.) Veneer

Flat Cut

Cherry (CH1)

Maple (MA1)

Walnut (WA1)

BRL Barley

ALM Ale Medium

AUB Auburn

BBM Bourbon Medium

BUT Butterscotch

ESP Espresso

BRM Brighton Medium

CIN Cinnamon

MCH Mocha*

CLA Classic

FLX Flax

NTO Night Owl*

CLL Collectors*

VEN Venetian

SIE Sienna*

EAR Earthy

TOF Toffee

HRV Harvest*

TRF Truffle*

LGC Legacy

PRL Praline*

SAF Saffron

*finishes with coordinating laminate top option

Double Cut (DC1)

COF Coffee

CRM Cremello

FOS Fossil

GRH Graphite

KHK Khaki

STU Studio Teak

b.) Laminate

AGA Aged Ash

GRH Graphite

ALB Alabaster

HGL High Line

ALL Ale Light

OAT Oatmeal Cookie

BLO Blonde Echo

PIN Pinnacle Walnut

BOL Bourbon Light

SHD Shadow

BZW Brazilwood

SLG Slate Grey

BBL Bridal Blanco

STU Studio Teak

BGL Brighton Light

VIN Vintage

CLL Collectors

WLH Walnut Heights

DWH Designer White

WEA Weathered Ash

FLO Florence Walnut

c.) Solid Surface

ARM Armadillo

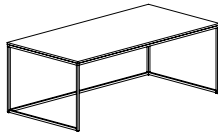
PEB Pebble Pearl

BLP Black Pearl

PUR Pure White

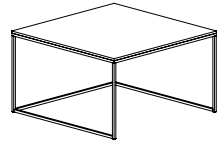
ZV38 ZIVA

Description	D	W	H	CTN WT	CU FT	❶ Model	Laminate	Flat Cut Veneer	Double Cut Veneer	Solid Surface
Coffee Table	24	48	18	51	15	ZVT2448-18MT	\$2,290			
	24	48	18	51	15	ZVW2448-18MT		\$2,290	\$2,402	
	24	48	18	51	15	ZVS2448-18MT				\$2,475



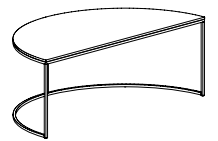
• Arctic Silver powder-coated frame

Square Coffee Table	30	30	18	42	12	ZVT3030-18MT	\$2,156			
	30	30	18	42	12	ZVW3030-18MT		\$2,156	\$2,260	
	30	30	18	42	12	ZVS3030-18MT				\$2,332



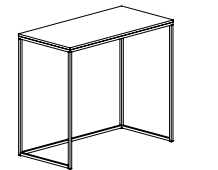
• Arctic Silver powder-coated frame

Half Round Coffee Table	24	48	18	45	15	ZVT2448-18HRT	\$2,133			
	24	48	18	45	15	ZVW2448-18HRT		\$2,133	\$2,235	
	24	48	18	45	15	ZVS2448-18HRT				\$2,307



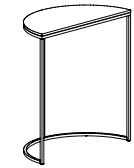
• Arctic Silver powder-coated frame

Work Height Table	15	30	26	21	8	ZVT1530-26WT	\$1,866			
	15	30	26	21	8	ZVW1530-26WT		\$1,866	\$1,956	
	15	30	26	21	8	ZVS1530-26WT				\$2,015



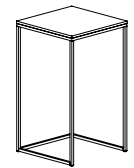
• Arctic Silver powder-coated frame

Half Round Work Height Table	12	24	26	17	6	ZVT2448-26HRT	\$1,323			
	12	24	26	17	6	ZVW2448-26HRT		\$1,323	\$1,387	
	12	24	26	17	6	ZVS2448-26HRT				\$1,432



• Arctic Silver powder-coated frame

Square Work Height Table	15	15	26	14	5	ZVT1515-26PT	\$1,412			
	15	15	26	14	5	ZVW1515-26PT		\$1,412	\$1,480	
	15	15	26	14	5	ZVS1515-26PT				\$1,527



• Arctic Silver powder-coated frame

To Order, Specify:

❶ Model Number

❷ Top Material:

a.) Veneer

- 1.) Wood Species - Cherry (CH1), Maple (MA1), Walnut (WA1) or Double Cut (DC1)

a.) Finish Color

b.) Laminate

- 1.) Laminate Color

c.) Solid Surface - Armadillo (ARM), Black Pearl (BLP), Pebble Pearl (PEB) or Pure White (PUR)

❷ Wood Finish Options:

Cherry	Maple	Walnut
BRL Barley	ALM Ale Medium	AUB Auburn
BBM Bourbon Medium	BUT Butterscotch	ESP Espresso
BRM Brighton Medium	CIN Cinnamon	MCH Mocha*
CLA Classic	FLX Flax	NTO Night Owl*
CLL Collectors*	VEN Venetian	SIE Sienna*
EAR Earthy		TOF Toffee
HRV Harvest*		TRF Truffle*
LGC Legacy		
PRL Praline*		
SAF Saffron		

*finishes with coordinating laminate top option

Double Cut

COF Coffee
CRM Cremello
FOS Fossil
GRH Graphite
KHK Khaki
STU Studio Teak

❷ Laminate Top Options:

AGA Aged Ash	GRH Graphite
ALB Alabaster	HGL High Line
ALL Ale Light	OAT Oatmeal Cookie
BLO Blonde Echo	PIN Pinnacle Walnut
BOL Bourbon Light	SHD Shadow
BZW Brazilwood	SLG Slate Grey
BBL Bridal Blanco	STU Studio Teak
BGL Brighton Light	VIN Vintage
CLL Collectors	WLH Walnut Heights
DWH Designer White	WEA Weathered Ash
FLO Florence Walnut	

❷ Solid Surface Top Options:

ARM Armadillo	PEB Pebble Pearl
BLP Black Pearl	PUR Pure White