

## Solara Order Check List:



SOLARA

**Specify:**

- 1. Model Number
- 2. Wood Species - Maple (M)
- 3. Wood Finish
- 4. Fabric Selection - vendor, pattern and color

**Example:**

**S07335** | **M** | **AUB** | **MOMENTUM** | **VOX** | **MYSTIC**  
 (model #) | (wood species) | (finish) | (fabric vendor) | (pattern name) | (pattern color)

**1. Model Number**

**2. Wood Species - Maple (M)**

**3. Wood Finish Options:**

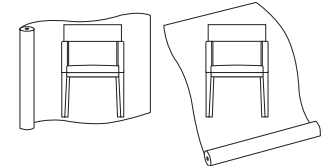
CAG Aged Ash Coordinate	CGR Graphite Coordinate
ALM Ale Medium	HRV Harvest
AUB Auburn	CHL High Line Coordinate
BRL Barley	CKC Khaki Coordinate
CBE Blonde Echo Coordinate	LGC Legacy
BBM Bourbon Medium	MCH Mocha
CBZ Brazilwood Coordinate	NTO Night Owl
BRM Brighton Medium	COA Oatmeal Cookie Coordinate
BUT Butterscotch	CPI Pinnacle Walnut Coordinate
CIN Cinnamon	PRL Praline
CLA Classic	SAF Saffron
CCF Coffee Coordinate	SIE Sienna
CLL Collectors	CST Studio Teak Coordinate
CCR Cremello Coordinate	TOF Toffee
EAR Earthy	TRF Truffle
ESP Espresso	VEN Venetian
FLX Flax	CVI Vintage Coordinate
CFL Florence Walnut Coordinate	CWH Walnut Heights Coordinate
CFO Fossil Coordinate	CWE Weathered Ash Coordinate

**All COM orders must include the following:**

- Vendor's name, pattern name and color
- Sample of the fabric attached to order
- Model numbers of items for fabric application
- Special application instructions (e.g., all stripes will be applied front to back unless specified otherwise)
- Customer and purchase order number

Ship prepaid COM material to:  
 JSI  
 Attn: COM Dept  
 201 East Martin Street  
 Receiving B, Dock 71  
 Orleans, IN 47452

Application of fabric:  
 Railroaded      Up the Roll



All COM orders will ship at standard lead time from receipt of COM except for orders requiring special custom matched finishes.

**4. Fabric Selection - Please supply the following:**

- Fabric vendor
- Pattern name
- Pattern color

[For a complete list of JSI Graded-In Fabric click here](#)

When specifying contrasting upholstery, indicate clearly which upholstery is to be applied to the seat and back. Use higher grade pricing.

- Indicate direction of fabric - Railroaded or Up the Roll
- Please provide illustration, if available

Description

1 Model

Specifications

List Price Per Grade


Guest Chair

**S07335**

- upholstered arms
- partially upholstered back
- back has polypropylene webbing and polyurethane foam with Dacron® wrap

Dimensions	D	W	H
Overall	25	22 ½	32 ½
Seat	19	20	18 ½
Arm			26 ½
Upholstery		Shipping	
COM Ydg	2 ¼	Ctn Wt	46
COL Sq Ft	41	Cu Ft	13

- COM \$1,793
- A \$1,816
- B \$1,864
- COL/C \$1,947
- D \$2,053
- E \$2,160
- F \$2,273
- G \$2,432
- H \$2,602
- I \$2,869
- J \$3,188
- L1 \$2,463
- L2 \$2,634



SOLARA

To Order, Specify:

- 1 Model Number
- 2 Wood Species - Maple (M)
- 3 Wood Finish
- 4 Fabric Selection - vendor, pattern and color

3 Wood Finish Options:

CAG Aged Ash Coordinate	CGR Graphite Coordinate
ALM Ale Medium	HRV Harvest
AUB Auburn	CHL High Line Coordinate
BRL Barley	CKC Khaki Coordinate
CBE Blonde Echo Coordinate	LGC Legacy
BBM Bourbon Medium	MCH Mocha
CBZ Brazilwood Coordinate	NTO Night Owl
BRM Brighton Medium	COA Oatmeal Cookie Coordinate
BUT Butterscotch	CPI Pinnacle Walnut Coordinate
CIN Cinnamon	PRL Praline
CLA Classic	SAF Saffron
CCF Coffee Coordinate	SIE Sienna
CLL Collectors	CST Studio Teak Coordinate
CCR Cremello Coordinate	TOF Toffee
EAR Earthy	TRF Truffle
ESP Espresso	VEN Venetian
FLX Flax	CVI Vintage Coordinate
CFL Florence Walnut Coordinate	CWH Walnut Heights Coordinate
CFO Fossil Coordinate	CWE Weathered Ash Coordinate

Specifications

- Exposed wood seat frame species - Maple.
- Frame exterior is joined with dowels, seat base is reinforced with corner blocks.
- Seat has synthetic sheet webbing with high resiliency seat polyurethane foam and Dacron® wrap.

- 4 See a selection of graded in fabric manufacturers and patterns on pages 20-28. Contact Customer Service for additional fabric options.

## Solara Lounge Order Check List:



**Specify:**

- 1. Model Number
- 2. Wood Species - Maple (M)
- 3. Wood Finish
- 4. Fabric Selection - vendor, pattern and color

**Example:**

**S07361** | **M** | **AUB** | **MOMENTUM** | **VOX** | **MYSTIC**  
 (model #) | (wood species) | (finish) | (fabric vendor) | (pattern name) | (pattern color)

**1. Model Number**

**2. Wood Species - Maple (M)**

**3. Wood Finish Options:**

ALM Ale Medium	FLX Flax
AUB Auburn	HRV Harves
BRL Barley	LGC Legacy
BBM Bourbon Medium	MCH Mocha
BRM Brighton Medium	NTO Night Owl
BUT Butterscotch	PRL Praline
CIN Cinnamon	SAF Saffron
CLA Classic	SIE Sienna
CLL Collectors	TOF Toffee
EAR Earthy	TRF Truffle
ESP Espresso	VEN Venetian

**4. Fabric Selection - Please supply the following:**

- Fabric vendor
- Pattern name
- Pattern color

[For a complete list of JSI Graded-In Fabric click here](#)

When specifying contrasting upholstery, indicate clearly which upholstery is to be applied to the seat, back and arms. Use higher grade pricing.

- Indicate direction of fabric - Railroaded or Up the Roll
- Please provide illustration, if available

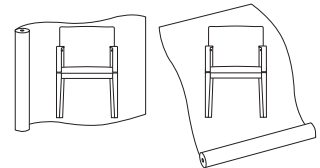
**All COM orders must include the following:**

- Vendor's name, pattern name and color
- Sample of the fabric attached to order
- Model numbers of items for fabric application
- Special application instructions (e.g., all stripes will be applied front to back unless specified otherwise)
- Customer and purchase order number

Ship prepaid COM material to:

JSI  
 Attn: COM Dept  
 201 East Martin Street  
 Receiving B, Dock 71  
 Orleans, IN 47452

Application of fabric:  
 Railroaded      Up the Roll



All COM orders will ship at standard lead time from receipt of COM except for orders requiring special custom matched finishes.

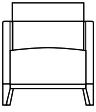
Description

① Model

Specifications

List Price Per Grade

Single Seat



**S07361**

- upholstered arms and seat
- partially upholstered back
- wood back top rail

Dimensions	D	W	H
Overall	27 ¾	29 ½	33
Seat	21 ¼	24	17 ½
Arm	27 ½		
Upholstery		Shipping	
COM Ydg	4 ½	Ctn Wt	73
COL Sq Ft	104	Cu Ft	18

COM	\$3,688
A	\$3,738
B	\$3,831
COL/C	\$3,997
D	\$4,211
E	\$4,423
F	\$4,650
G	\$4,969
H	\$5,309
I	\$5,841
J	\$6,480
L1	\$5,459
L2	\$5,906

Two Seat



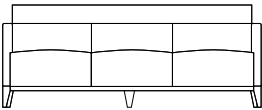
**S07370**

- upholstered arms and seat
- partially upholstered back
- wood back top rail

Dimensions	D	W	H
Overall	27 ¾	60	33
Seat	21 ¼	54 ½	17 ½
Arm	27 ½		
Upholstery		Shipping	
COM Ydg	7 ¾	Ctn Wt	121
COL Sq Ft	179	Cu Ft	36

COM	\$4,287
A	\$4,371
B	\$4,533
COL/C	\$4,820
D	\$5,185
E	\$5,553
F	\$5,940
G	\$6,491
H	\$7,077
I	\$7,993
J	\$9,096
L1	\$7,335
L2	\$8,103

Three Seat




**S07380**

- upholstered arms and seat
- partially upholstered back
- wood back top rail

Dimensions	D	W	H
Overall	27 ¾	84	33
Seat	21 ¼	79	17 ½
Arm	27 ½		
Upholstery		Shipping	
COM Ydg	11	Ctn Wt	141
COL Sq Ft	253	Cu Ft	50

COM	\$4,890
A	\$5,005
B	\$5,236
COL/C	\$5,642
D	\$6,163
E	\$6,683
F	\$7,234
G	\$8,014
H	\$8,848
I	\$10,149
J	\$11,713
L1	\$9,214
L2	\$10,307

60"w Bench






**S07360**

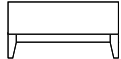

- upholstered seat

Dimensions	D	W	H
Overall	20	60	18
Upholstery		Shipping	
COM Ydg	3	Ctn Wt	100
COL Sq Ft	60	Cu Ft	15

COM	\$1,853
A	\$1,885
B	\$1,949
COL/C	\$2,058
D	\$2,201
E	\$2,342
F	\$2,493
G	\$2,706
H	\$2,933
I	\$3,289
J	\$3,714
L1	\$2,863
L2	\$3,118

Description	1 Model	Specifications	List Price Per Grade																										
48" w Bench 	<b>S07348</b> · upholstered seat	<table border="1"> <thead> <tr> <th>Dimensions</th> <th>D</th> <th>W</th> <th>H</th> </tr> </thead> <tbody> <tr> <td>Overall</td> <td>20</td> <td>48</td> <td>18</td> </tr> </tbody> </table>	Dimensions	D	W	H	Overall	20	48	18	<table border="1"> <thead> <tr> <th>Upholstery</th> <th>Shipping</th> </tr> </thead> <tbody> <tr> <td>COM Ydg</td> <td>2 Ctn Wt 64</td> </tr> <tr> <td>COL Sq Ft</td> <td>40 Cu Ft 12</td> </tr> </tbody> </table>	Upholstery	Shipping	COM Ydg	2 Ctn Wt 64	COL Sq Ft	40 Cu Ft 12												
		Dimensions	D	W	H																								
Overall	20	48	18																										
Upholstery	Shipping																												
COM Ydg	2 Ctn Wt 64																												
COL Sq Ft	40 Cu Ft 12																												
			<table border="1"> <tbody> <tr><td>COM</td><td>\$1,574</td></tr> <tr><td>A</td><td>\$1,597</td></tr> <tr><td>B</td><td>\$1,640</td></tr> <tr><td>COL/C</td><td>\$1,713</td></tr> <tr><td>D</td><td>\$1,807</td></tr> <tr><td>E</td><td>\$1,903</td></tr> <tr><td>F</td><td>\$2,003</td></tr> <tr><td>G</td><td>\$2,145</td></tr> <tr><td>H</td><td>\$2,296</td></tr> <tr><td>I</td><td>\$2,533</td></tr> <tr><td>J</td><td>\$2,816</td></tr> <tr><td>L1</td><td>\$2,249</td></tr> <tr><td>L2</td><td>\$2,417</td></tr> </tbody> </table>	COM	\$1,574	A	\$1,597	B	\$1,640	COL/C	\$1,713	D	\$1,807	E	\$1,903	F	\$2,003	G	\$2,145	H	\$2,296	I	\$2,533	J	\$2,816	L1	\$2,249	L2	\$2,417
COM	\$1,574																												
A	\$1,597																												
B	\$1,640																												
COL/C	\$1,713																												
D	\$1,807																												
E	\$1,903																												
F	\$2,003																												
G	\$2,145																												
H	\$2,296																												
I	\$2,533																												
J	\$2,816																												
L1	\$2,249																												
L2	\$2,417																												

Description	1 Model	Specifications	List Price Per Grade																										
Single Seat Bench  	<b>S07336</b> · upholstered seat · exposed wood frame · set of two trays with aluminum laminate surface and wood sides available, specify and add \$410 list	<table border="1"> <thead> <tr> <th>Dimensions</th> <th>D</th> <th>W</th> <th>H</th> </tr> </thead> <tbody> <tr> <td>Overall</td> <td>36</td> <td>36</td> <td>15</td> </tr> </tbody> </table>	Dimensions	D	W	H	Overall	36	36	15	<table border="1"> <thead> <tr> <th>Upholstery</th> <th>Shipping</th> </tr> </thead> <tbody> <tr> <td>COM Ydg</td> <td>2 1/2 Ctn Wt 80</td> </tr> <tr> <td>COL Sq Ft</td> <td>58 Cu Ft 14</td> </tr> </tbody> </table>	Upholstery	Shipping	COM Ydg	2 1/2 Ctn Wt 80	COL Sq Ft	58 Cu Ft 14												
		Dimensions	D	W	H																								
Overall	36	36	15																										
Upholstery	Shipping																												
COM Ydg	2 1/2 Ctn Wt 80																												
COL Sq Ft	58 Cu Ft 14																												
			<table border="1"> <tbody> <tr><td>COM</td><td>\$1,354</td></tr> <tr><td>A</td><td>\$1,381</td></tr> <tr><td>B</td><td>\$1,434</td></tr> <tr><td>COL/C</td><td>\$1,525</td></tr> <tr><td>D</td><td>\$1,643</td></tr> <tr><td>E</td><td>\$1,762</td></tr> <tr><td>F</td><td>\$1,887</td></tr> <tr><td>G</td><td>\$2,066</td></tr> <tr><td>H</td><td>\$2,254</td></tr> <tr><td>I</td><td>\$2,551</td></tr> <tr><td>J</td><td>\$2,904</td></tr> <tr><td>L1</td><td>\$2,336</td></tr> <tr><td>L2</td><td>\$2,585</td></tr> </tbody> </table>	COM	\$1,354	A	\$1,381	B	\$1,434	COL/C	\$1,525	D	\$1,643	E	\$1,762	F	\$1,887	G	\$2,066	H	\$2,254	I	\$2,551	J	\$2,904	L1	\$2,336	L2	\$2,585
COM	\$1,354																												
A	\$1,381																												
B	\$1,434																												
COL/C	\$1,525																												
D	\$1,643																												
E	\$1,762																												
F	\$1,887																												
G	\$2,066																												
H	\$2,254																												
I	\$2,551																												
J	\$2,904																												
L1	\$2,336																												
L2	\$2,585																												

Description	1 Model	Specifications	List Price Per Grade																										
Single Seat Bench  	<b>S07330</b> · upholstered seat · exposed wood frame · set of two trays with aluminum laminate surface and wood sides available, specify and add \$377 list	<table border="1"> <thead> <tr> <th>Dimensions</th> <th>D</th> <th>W</th> <th>H</th> </tr> </thead> <tbody> <tr> <td>Overall</td> <td>30</td> <td>30</td> <td>15</td> </tr> </tbody> </table>	Dimensions	D	W	H	Overall	30	30	15	<table border="1"> <thead> <tr> <th>Upholstery</th> <th>Shipping</th> </tr> </thead> <tbody> <tr> <td>COM Ydg</td> <td>2 1/4 Ctn Wt 56</td> </tr> <tr> <td>COL Sq Ft</td> <td>52 Cu Ft 10</td> </tr> </tbody> </table>	Upholstery	Shipping	COM Ydg	2 1/4 Ctn Wt 56	COL Sq Ft	52 Cu Ft 10												
		Dimensions	D	W	H																								
Overall	30	30	15																										
Upholstery	Shipping																												
COM Ydg	2 1/4 Ctn Wt 56																												
COL Sq Ft	52 Cu Ft 10																												
			<table border="1"> <tbody> <tr><td>COM</td><td>\$1,239</td></tr> <tr><td>A</td><td>\$1,264</td></tr> <tr><td>B</td><td>\$1,311</td></tr> <tr><td>COL/C</td><td>\$1,396</td></tr> <tr><td>D</td><td>\$1,501</td></tr> <tr><td>E</td><td>\$1,608</td></tr> <tr><td>F</td><td>\$1,721</td></tr> <tr><td>G</td><td>\$1,878</td></tr> <tr><td>H</td><td>\$2,049</td></tr> <tr><td>I</td><td>\$2,316</td></tr> <tr><td>J</td><td>\$2,636</td></tr> <tr><td>L1</td><td>\$2,126</td></tr> <tr><td>L2</td><td>\$2,349</td></tr> </tbody> </table>	COM	\$1,239	A	\$1,264	B	\$1,311	COL/C	\$1,396	D	\$1,501	E	\$1,608	F	\$1,721	G	\$1,878	H	\$2,049	I	\$2,316	J	\$2,636	L1	\$2,126	L2	\$2,349
COM	\$1,239																												
A	\$1,264																												
B	\$1,311																												
COL/C	\$1,396																												
D	\$1,501																												
E	\$1,608																												
F	\$1,721																												
G	\$1,878																												
H	\$2,049																												
I	\$2,316																												
J	\$2,636																												
L1	\$2,126																												
L2	\$2,349																												

**To Order, Specify:**

- 1 Model Number
- 2 Wood Species - Maple (M)
- 3 Wood Finish
- 4 Fabric Selection - vendor, pattern and color

**3 Wood Finish Options:**


ALM	Ale Medium	FLX	Flax
AUB	Auburn	HRV	Harves
BRL	Barley	LGC	Legacy
BBM	Bourbon Medium	MCH	Mocha
BRM	Brighton Medium	NTO	Night Owl
BUT	Butterscotch	PRL	Praline
CIN	Cinnamon	SAF	Saffron
CLA	Classic	SIE	Sienna
CLL	Collectors	TOF	Toffee
EAR	Earthy	TRF	Truffle
ESP	Espresso	VEN	Venetian

4 See a selection of graded in fabric manufacturers and patterns on pages 20-28. Contact Customer Service for additional fabric options.

**Specifications**

- Wood species - Maple.
- Frame exterior is joined with dowels.
- Seat box reinforced with corner blocks.
- Frame interior is hardwood joined with dowels reinforced with corner blocks.
- Seat has synthetic sheet webbing with cross strap reinforcement and high resiliency seat polyurethane foam with Dacron® wrap.
- Back has polypropylene webbing and polyurethane foam with Dacron® wrap.
- Exposed back is molded maple plywood veneer.
- Back interior is molded plywood shell, high density foam with Dacron® wrap.

Description	D	W	H	CTN WT	CU FT	① Model	List Price
Coffee Table	36	36	16	46	16	OCFT7336-16	\$2,184



· ½" thick glass

Coffee Table	30	30	16	38	11	OCFT7330-16	\$2,025
--------------	----	----	----	----	----	-------------	---------



· ½" thick glass

Coffee Table	22	42	16	75	11	OCFT7342-16	\$2,016
--------------	----	----	----	----	----	-------------	---------



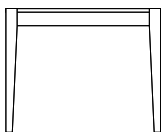
· ½" thick glass

Console Table	15	48	29	72	16	OCST7348-29	\$1,971
---------------	----	----	----	----	----	-------------	---------




· ½" thick glass

End Table	22	30	24	49	12	OET7330-24	\$1,678
-----------	----	----	----	----	----	------------	---------



· ½" thick glass

End Table	22	22	24	49	9	OST7322-24	\$1,493
-----------	----	----	----	----	---	------------	---------



· ½" thick glass

**To Order, Specify:**

- ① Model Number
- ② Wood Species - Maple (M)
- ③ Wood Finish

**③ Wood Finish Options:**

ALM	Ale Medium	FLX	Flax
AUB	Auburn	HRV	Harves
BRL	Barley	LGC	Legacy
BBM	Bourbon Medium	MCH	Mocha
BRM	Brighton Medium	NTO	Night Owl
BUT	Butterscotch	PRL	Praline
CIN	Cinnamon	SAF	Saffron
CLA	Classic	SIE	Sienna
CLL	Collectors	TOF	Toffee
EAR	Earthy	TRF	Truffle
ESP	Espresso	VEN	Venetian

**Specifications**

- Frame is hardwood maple.
- Frosted glass tops with screen print on underside with finger print resistant coating.
- Glass is tempered.