

Solara Order Check List:



Specify:

- 1. Model Number
- 2. Wood Species - Maple (M)
- 3. Wood Finish
- 4. Fabric Selection - vendor, pattern and color

Example:

S07335 | M | AUB | MOMENTUM | VOX | MYSTIC
 (model #) | (wood species) | (finish) | (fabric vendor) | (pattern name) | (pattern color)

1. Model Number

2. Wood Species - Maple (M)

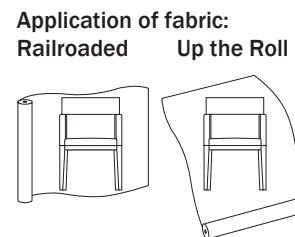
3. Wood Finish Options:

CAG Aged Ash Coordinate	CGR Graphite Coordinate
ALE Ale	HRV Harvest
AUB Auburn	CHL High Line Coordinate
BRL Barley	CKC Khaki Coordinate
CBE Blonde Echo Coordinate	LGC Legacy
BBN Bourbon	MCH Mocha
CBZ Brazilwood Coordinate	NTO Night Owl
BRG Brighton	COA Oatmeal Cookie Coordinate
BUT Butterscotch	CPI Pinnacle Walnut Coordinate
CIN Cinnamon	PRL Praline
CLA Classic	SAF Saffron
CCF Coffee Coordinate	SIE Sienna
CLL Collectors	CST Studio Teak Coordinate
CCR Cremello Coordinate	TOF Toffee
EAR Earthy	TRF Truffle
ESP Espresso	VEN Venetian
FLX Flax	CVI Vintage Coordinate
CFL Florence Walnut Coordinate	CWH Walnut Heights Coordinate
CFO Fossil Coordinate	CWE Weathered Ash Coordinate

All COM orders must include the following:

- Vendor's name, pattern name and color
- Sample of the fabric attached to order
- Model numbers of items for fabric application
- Special application instructions (e.g., all stripes will be applied front to back unless specified otherwise)
- Customer and purchase order number

Ship prepaid COM material to:
 JSI
 Attn: COM Dept
 201 East Martin Street
 Receiving B, Dock 71
 Orleans, IN 47452



All COM orders will ship at standard lead time from receipt of COM except for orders requiring special custom matched finishes.

4. Fabric Selection - Please supply the following:

- Fabric vendor
- Pattern name
- Pattern color

[For a complete list of JSI Graded-In Fabric click here](#)

When specifying contrasting upholstery, indicate clearly which upholstery is to be applied to the seat and back. Use higher grade pricing.

- Indicate direction of fabric - Railroaded or Up the Roll
- Please provide illustration, if available

Description

1 Model

Specifications

List Price Per Grade

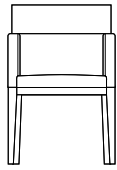
Guest Chair

S07335

- upholstered arms
- partially upholstered back
- back has polypropylene webbing and polyurethane foam with Dacron® wrap

Dimensions	D	W	H
Overall	25	22 ½	32 ½
Seat	19	20	18 ½
Arm			26 ½
Upholstery		Shipping	
COM Ydg	2 ¼	Ctn Wt	46
COL Sq Ft	41	Cu Ft	13

- COM \$1,637
- A \$1,658
- B \$1,702
- COL/C \$1,778
- D \$1,874
- E \$1,972
- F \$2,075
- G \$2,221
- H \$2,376
- I \$2,620
- J \$2,911
- L1 \$2,249
- L2 \$2,405



SOLARA

To Order, Specify:

- 1 Model Number
- 2 Wood Species - Maple (M)
- 3 Wood Finish
- 4 Fabric Selection - vendor, pattern and color

3 Wood Finish Options:

CAG Aged Ash Coordinate	CGR Graphite Coordinate
ALE Ale	HRV Harvest
AUB Auburn	CHL High Line Coordinate
BRL Barley	CKC Khaki Coordinate
CBE Blonde Echo Coordinate	LGC Legacy
BBN Bourbon	MCH Mocha
CBZ Brazilwood Coordinate	NTO Night Owl
BRG Brighton	COA Oatmeal Cookie Coordinate
BUT Butterscotch	CPI Pinnacle Walnut Coordinate
CIN Cinnamon	PRL Praline
CLA Classic	SAF Saffron
CCF Coffee Coordinate	SIE Sienna
CLL Collectors	CST Studio Teak Coordinate
CCR Cremello Coordinate	TOF Toffee
EAR Earthy	TRF Truffle
ESP Espresso	VEN Venetian
FLX Flax	CVI Vintage Coordinate
CFL Florence Walnut Coordinate	CWH Walnut Heights Coordinate
CFO Fossil Coordinate	CWE Weathered Ash Coordinate

Specifications

- Exposed wood seat frame species - Maple.
- Frame exterior is joined with dowels, seat base is reinforced with corner blocks.
- Seat has synthetic sheet webbing with high resiliency seat polyurethane foam and Dacron® wrap.

- 4 See a selection of graded in fabric manufacturers and patterns on pages 20-28. Contact Customer Service for additional fabric options.

Solara Lounge Order Check List:



Specify:

- 1. Model Number
- 2. Wood Species - Maple (M)
- 3. Wood Finish
- 4. Fabric Selection - vendor, pattern and color

Example:

S07361 | **M** | **AUB** | **MOMENTUM** | **VOX** | **MYSTIC**
 (model #) | (wood species) | (finish) | (fabric vendor) | (pattern name) | (pattern color)

1. Model Number

2. Wood Species - Maple (M)

3. Wood Finish Options:

ALE Ale	FLX Flax
AUB Auburn	HRV Harves
BRL Barley	LGC Legacy
BBN Bourbon	MCH Mocha
BRG Brighton	NTO Night Owl
BUT Butterscotch	PRL Praline
CIN Cinnamon	SAF Saffron
CLA Classic	SIE Sienna
CLL Collectors	TOF Toffee
EAR Earthy	TRF Truffle
ESP Espresso	VEN Venetian

4. Fabric Selection - Please supply the following:

- Fabric vendor
- Pattern name
- Pattern color

[For a complete list of JSI Graded-In Fabric click here](#)

When specifying contrasting upholstery, indicate clearly which upholstery is to be applied to the seat, back and arms. Use higher grade pricing.

- Indicate direction of fabric - Railroaded or Up the Roll
- Please provide illustration, if available

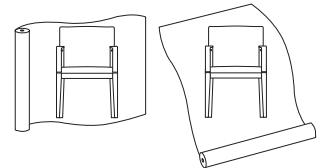
All COM orders must include the following:

- Vendor's name, pattern name and color
- Sample of the fabric attached to order
- Model numbers of items for fabric application
- Special application instructions (e.g., all stripes will be applied front to back unless specified otherwise)
- Customer and purchase order number

Ship prepaid COM material to:

JSI
 Attn: COM Dept
 201 East Martin Street
 Receiving B, Dock 71
 Orleans, IN 47452

Application of fabric:
 Railroaded Up the Roll



All COM orders will ship at standard lead time from receipt of COM except for orders requiring special custom matched finishes.

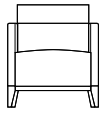
Description

① Model

Specifications

List Price Per Grade

Single Seat



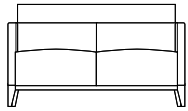
S07361

- upholstered arms and seat
- partially upholstered back
- wood back top rail

Dimensions	D	W	H
Overall	27 ¾	29 ½	33
Seat	21 ¼	24	17 ½
Arm	27 ½		
Upholstery		Shipping	
COM Ydg	4 ½	Ctn Wt	73
COL Sq Ft	104	Cu Ft	18

COM	\$3,368
A	\$3,413
B	\$3,498
COL/C	\$3,650
D	\$3,845
E	\$4,039
F	\$4,246
G	\$4,537
H	\$4,848
I	\$5,334
J	\$5,917
L1	\$4,985
L2	\$5,393

Two Seat



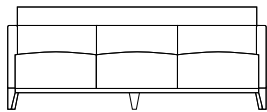
S07370

- upholstered arms and seat
- partially upholstered back
- wood back top rail

Dimensions	D	W	H
Overall	27 ¾	60	33
Seat	21 ¼	54 ½	17 ½
Arm	27 ½		
Upholstery		Shipping	
COM Ydg	7 ¾	Ctn Wt	121
COL Sq Ft	179	Cu Ft	36

COM	\$3,915
A	\$3,991
B	\$4,139
COL/C	\$4,401
D	\$4,735
E	\$5,071
F	\$5,424
G	\$5,927
H	\$6,463
I	\$7,299
J	\$8,306
L1	\$6,698
L2	\$7,400

Three Seat




S07380

- upholstered arms and seat
- partially upholstered back
- wood back top rail

Dimensions	D	W	H
Overall	27 ¾	84	33
Seat	21 ¼	79	17 ½
Arm	27 ½		
Upholstery		Shipping	
COM Ydg	11	Ctn Wt	141
COL Sq Ft	253	Cu Ft	50

COM	\$4,465
A	\$4,570
B	\$4,781
COL/C	\$5,152
D	\$5,628
E	\$6,103
F	\$6,606
G	\$7,318
H	\$8,080
I	\$9,268
J	\$10,696
L1	\$8,414
L2	\$9,412

60" w Bench






S07360



- upholstered seat

Dimensions	D	W	H
Overall	20	60	18
Upholstery		Shipping	
COM Ydg	3	Ctn Wt	100
COL Sq Ft	60	Cu Ft	15

COM	\$1,692
A	\$1,721
B	\$1,779
COL/C	\$1,879
D	\$2,010
E	\$2,138
F	\$2,276
G	\$2,471
H	\$2,678
I	\$3,003
J	\$3,391
L1	\$2,614
L2	\$2,847

Description	1 Model	Specifications	List Price Per Grade
48" w Bench 	S07348 · upholstered seat	Dimensions	D W H
		Overall	20 48 18
		Upholstery	Shipping
		COM Ydg 2	Ctn Wt 64
		COL Sq Ft 40	Cu Ft 12
			COM \$1,437
			A \$1,458
			B \$1,497
			COL/C \$1,564
			D \$1,650
			E \$1,737
			F \$1,829
			G \$1,958
			H \$2,096
			I \$2,313
			J \$2,571
			L1 \$2,053
			L2 \$2,207

Description	1 Model	Specifications	List Price Per Grade
Single Seat Bench  	S07336 · upholstered seat · exposed wood frame · set of two trays with aluminum laminate surface and wood sides available, specify and add \$374 list	Dimensions	D W H
		Overall	36 36 15
		Upholstery	Shipping
		COM Ydg 2 ½	Ctn Wt 80
		COL Sq Ft 58	Cu Ft 14
			COM \$1,236
			A \$1,261
			B \$1,309
			COL/C \$1,392
			D \$1,500
			E \$1,609
			F \$1,723
			G \$1,886
			H \$2,058
			I \$2,329
			J \$2,652
			L1 \$2,133
			L2 \$2,360

Description	1 Model	Specifications	List Price Per Grade
Single Seat Bench  	S07330 · upholstered seat · exposed wood frame · set of two trays with aluminum laminate surface and wood sides available, specify and add \$344 list	Dimensions	D W H
		Overall	30 30 15
		Upholstery	Shipping
		COM Ydg 2 ¼	Ctn Wt 56
		COL Sq Ft 52	Cu Ft 10
			COM \$1,131
			A \$1,154
			B \$1,197
			COL/C \$1,274
			D \$1,370
			E \$1,468
			F \$1,571
			G \$1,715
			H \$1,871
			I \$2,115
			J \$2,407
			L1 \$1,941
			L2 \$2,145

To Order, Specify:

- 1 Model Number
- 2 Wood Species - Maple (M)
- 3 Wood Finish
- 4 Fabric Selection - vendor, pattern and color

3 Wood Finish Options:


ALE Ale	FLX Flax
AUB Auburn	HRV Harves
BRL Barley	LGC Legacy
BBN Bourbon	MCH Mocha
BRG Brighton	NTO Night Owl
BUT Butterscotch	PRL Praline
CIN Cinnamon	SAF Saffron
CLA Classic	SIE Sienna
CLL Collectors	TOF Toffee
EAR Earthy	TRF Truffle
ESP Espresso	VEN Venetian

4 See a selection of graded in fabric manufacturers and patterns on pages 20-28. Contact Customer Service for additional fabric options.

Specifications


- Wood species - Maple.
- Frame exterior is joined with dowels.
- Seat box reinforced with corner blocks.
- Frame interior is hardwood joined with dowels reinforced with corner blocks.
- Seat has synthetic sheet webbing with cross strap reinforcement and high resiliency seat polyurethane foam with Dacron® wrap.
- Back has polypropylene webbing and polyurethane foam with Dacron® wrap.
- Exposed back is molded maple plywood veneer.
- Back interior is molded plywood shell, high density foam with Dacron® wrap.

Description	D	W	H	CTN WT	CU FT	① Model	List Price
Coffee Table	36	36	16	46	16	OCFT7336-16	\$1,994



· ½" thick glass

Coffee Table	30	30	16	38	11	OCFT7330-16	\$1,849
--------------	----	----	----	----	----	-------------	---------



· ½" thick glass

Coffee Table	22	42	16	75	11	OCFT7342-16	\$1,841
--------------	----	----	----	----	----	-------------	---------



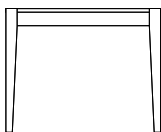
· ½" thick glass

Console Table	15	48	29	72	16	OCST7348-29	\$1,800
---------------	----	----	----	----	----	-------------	---------




· ½" thick glass

End Table	22	30	24	49	12	OET7330-24	\$1,532
-----------	----	----	----	----	----	------------	---------



· ½" thick glass

End Table	22	22	24	49	9	OST7322-24	\$1,363
-----------	----	----	----	----	---	------------	---------



· ½" thick glass

To Order, Specify:

- ① Model Number
- ② Wood Species - Maple (M)
- ③ Wood Finish

③ Wood Finish Options:

ALE Ale	FLX Flax
AUB Auburn	HRV Harves
BRL Barley	LGC Legacy
BBN Bourbon	MCH Mocha
BRG Brighton	NTO Night Owl
BUT Butterscotch	PRL Praline
CIN Cinnamon	SAF Saffron
CLA Classic	SIE Sienna
CLL Collectors	TOF Toffee
EAR Earthy	TRF Truffle
ESP Espresso	VEN Venetian

Specifications

- Frame is hardwood maple.
- Frosted glass tops with screen print on underside with finger print resistant coating.
- Glass is tempered.