

Tara Order Check List:



Specify:

- 1. Model Number
- 2. Wood Species - Maple (M)
- 3. Wood Base Finish
- 4. Fabric Selection - vendor, pattern and color
- 5. Base Selection - wood base standard; specify wood finish
 - A. Black Polyurethane Base - no upcharge
 - B. Black Pneumatic Jury Base - add \$176 list
- 6. Optional Plastic Bumper Guard - add \$21 list

Example:

TA6095P (model #)	M (wood species)	AUB (finish) wood base	MOMENTUM (fabric vendor)	VOX (pattern name)	MYSTIC (pattern color)
-----------------------------	----------------------------	-------------------------------------	------------------------------------	------------------------------	----------------------------------

1. Model Number

2. Wood Species - Maple (M)

3. Wood Base Finish Options:

CAG Aged Ash Coordinate	CGR Graphite Coordinate
ALM Ale Medium	HRV Harvest
AUB Auburn	CHL High Line Coordinate
BRL Barley	CKC Khaki Coordinate
CBE Blonde Echo Coordinate	LGC Legacy
BBM Bourbon Medium	MCH Mocha
CBZ Brazilwood Coordinate	NTO Night Owl
BRM Brighton Medium	COA Oatmeal Cookie Coordinate
BUT Butterscotch	CPI Pinnacle Walnut Coordinate
CIN Cinnamon	PRL Praline
CLA Classic	SAF Saffron
CCF Coffee Coordinate	SIE Sienna
CLL Collectors	CST Studio Teak Coordinate
CCR Cremello Coordinate	TOF Toffee
EAR Earthy	TRF Truffle
ESP Espresso	VEN Venetian
FLX Flax	CVI Vintage Coordinate
CFL Florence Walnut Coordinate	CWH Walnut Heights Coordinate
CFO Fossil Coordinate	CWE Weathered Ash Coordinate

4. Fabric Selection - Please supply the following:

- Fabric vendor
- Pattern name
- Pattern color

[For a complete list of JSI Graded-In Fabric click here](#)

When specifying contrasting upholstery, indicate clearly which upholstery is to be applied to the seat, back and arms. Use higher grade pricing.


- Indicate direction of fabric - Railroaded or Up the Roll
- Please provide illustration, if available

All COM orders must include the following:

- Vendor's name, pattern name and color
- Sample of the fabric attached to order
- Model numbers of items for fabric application
- Special application instructions (e.g., all stripes will be applied front to back unless specified otherwise)
- Customer and purchase order number

Ship prepaid COM material to:
 JSI
 Attn: COM Dept
 201 East Martin Street
 Receiving B, Dock 71
 Orleans, IN 47452

Application of fabric:
 Railroaded Up the Roll




All COM orders will ship at standard lead time from receipt of COM except for orders requiring special custom matched finishes.


- 5. Base Selection - wood base standard; specify wood finish**
 - A. Black Polyurethane Base - no upcharge
 - B. Black Pneumatic Jury Base - add \$176 list





Pneumatic lift - NOT self-centering - Standard


- 6. Optional Plastic Bumper Guard - add \$21 list**


Description	① Model	Specifications			List Price Per Grade	
Executive Posture	TA6095P <ul style="list-style-type: none"> · plain back · standard size · synchro control · adjustable back height · overall height range is 43 ½ - 47 · seat height range is 19 ½ - 23 · arm height range is 26 ½ - 30 	Dimensions	D	W	H	COM \$2,229
		Overall	27 ½	30	47	A \$2,272
		Seat	19 ½	20 ½	23	B \$2,356
		Arm			30	COL/C \$2,503
		Upholstery	Shipping			D \$2,692
		COM Ydg	4	Ctn Wt	55	E \$2,883
		COL Sq Ft	72	Cu Ft	19	F \$3,082
						G \$3,367
						H \$3,669
						I \$4,142
						J \$4,711
						L1 \$3,421
						L2 \$3,725


Description	① Model	Specifications			List Price Per Grade	
Executive Posture	TA6095S <ul style="list-style-type: none"> · single stitch · standard size · synchro control · adjustable back height · overall height range is 43 ½ - 47 · seat height range is 19 ½ - 23 · arm height range is 26 ½ - 30 	Dimensions	D	W	H	COM \$2,285
		Overall	27 ½	30	47	A \$2,328
		Seat	19 ½	20 ½	23	B \$2,412
		Arm			30	COL/C \$2,561
		Upholstery	Shipping			D \$2,749
		COM Ydg	4	Ctn Wt	55	E \$2,938
		COL Sq Ft	72	Cu Ft	19	F \$3,139
						G \$3,421
						H \$3,725
						I \$4,198
						J \$4,768
						L1 \$3,479
						L2 \$3,782

Description	① Model	Specifications			List Price Per Grade	
Executive Posture	TA6095B <ul style="list-style-type: none"> · button stitch · standard size · synchro control · adjustable back height · overall height range is 43 ½ - 47 · seat height range is 19 ½ - 23 · arm height range is 26 ½ - 30 	Dimensions	D	W	H	COM \$2,288
		Overall	27 ½	30	47	A \$2,331
		Seat	19 ½	20 ½	23	B \$2,414
		Arm			30	COL/C \$2,563
		Upholstery	Shipping			D \$2,752
		COM Ydg	4	Ctn Wt	55	E \$2,942
		COL Sq Ft	72	Cu Ft	19	F \$3,141
						G \$3,423
						H \$3,727
						I \$4,203
						J \$4,770
						L1 \$3,482
						L2 \$3,784

Description	① Model	Specifications			List Price Per Grade	
Executive Swivel	TA6085P <ul style="list-style-type: none"> · plain back · standard size · mid-pivot · overall height range is 43 ½ - 47 · seat height range is 19 ½ - 23 · arm height range is 26 ½ - 30 	Dimensions	D	W	H	COM \$2,027
		Overall	26 ½	30	47	A \$2,071
		Seat	19 ½	20 ½	23	B \$2,155
		Arm			30	COL/C \$2,301
		Upholstery	Shipping			D \$2,492
		COM Ydg	4	Ctn Wt	55	E \$2,681
		COL Sq Ft	72	Cu Ft	19	F \$2,881
						G \$3,165
						H \$3,467
						I \$3,941
						J \$4,510
						L1 \$3,221
						L2 \$3,524

Description	1 Model	Specifications	List Price Per Grade																												
Executive Swivel 	TA6085S <ul style="list-style-type: none"> single stitch standard size mid-pivot overall height range is 43 ½ - 47 seat height range is 19 ½ - 23 arm height range is 26 ½ - 30 	<table border="1"> <thead> <tr> <th>Dimensions</th> <th>D</th> <th>W</th> <th>H</th> </tr> </thead> <tbody> <tr> <td>Overall</td> <td>26 ½</td> <td>30</td> <td>47</td> </tr> <tr> <td>Seat</td> <td>19 ½</td> <td>20 ½</td> <td>23</td> </tr> <tr> <td>Arm</td> <td></td> <td></td> <td>30</td> </tr> </tbody> </table>	Dimensions	D	W	H	Overall	26 ½	30	47	Seat	19 ½	20 ½	23	Arm			30	<table border="1"> <thead> <tr> <th colspan="2">Upholstery</th> <th colspan="2">Shipping</th> </tr> </thead> <tbody> <tr> <td>COM Ydg</td> <td>4</td> <td>Ctn Wt</td> <td>55</td> </tr> <tr> <td>COL Sq Ft</td> <td>72</td> <td>Cu Ft</td> <td>19</td> </tr> </tbody> </table>	Upholstery		Shipping		COM Ydg	4	Ctn Wt	55	COL Sq Ft	72	Cu Ft	19
		Dimensions	D	W	H																										
Overall	26 ½	30	47																												
Seat	19 ½	20 ½	23																												
Arm			30																												
Upholstery		Shipping																													
COM Ydg	4	Ctn Wt	55																												
COL Sq Ft	72	Cu Ft	19																												
			<table border="1"> <tbody> <tr><td>COM</td><td>\$2,082</td></tr> <tr><td>A</td><td>\$2,127</td></tr> <tr><td>B</td><td>\$2,209</td></tr> <tr><td>COL/C</td><td>\$2,358</td></tr> <tr><td>D</td><td>\$2,549</td></tr> <tr><td>E</td><td>\$2,737</td></tr> <tr><td>F</td><td>\$2,936</td></tr> <tr><td>G</td><td>\$3,220</td></tr> <tr><td>H</td><td>\$3,523</td></tr> <tr><td>I</td><td>\$3,996</td></tr> <tr><td>J</td><td>\$4,566</td></tr> <tr><td>L1</td><td>\$3,278</td></tr> <tr><td>L2</td><td>\$3,580</td></tr> </tbody> </table>	COM	\$2,082	A	\$2,127	B	\$2,209	COL/C	\$2,358	D	\$2,549	E	\$2,737	F	\$2,936	G	\$3,220	H	\$3,523	I	\$3,996	J	\$4,566	L1	\$3,278	L2	\$3,580		
COM	\$2,082																														
A	\$2,127																														
B	\$2,209																														
COL/C	\$2,358																														
D	\$2,549																														
E	\$2,737																														
F	\$2,936																														
G	\$3,220																														
H	\$3,523																														
I	\$3,996																														
J	\$4,566																														
L1	\$3,278																														
L2	\$3,580																														

Executive Swivel 	TA6085B <ul style="list-style-type: none"> button stitch standard size mid-pivot overall height range is 43 ½ - 47 seat height range is 19 ½ - 23 arm height range is 26 ½ - 30 	<table border="1"> <thead> <tr> <th>Dimensions</th> <th>D</th> <th>W</th> <th>H</th> </tr> </thead> <tbody> <tr> <td>Overall</td> <td>26 ½</td> <td>30</td> <td>47</td> </tr> <tr> <td>Seat</td> <td>19 ½</td> <td>20 ½</td> <td>23</td> </tr> <tr> <td>Arm</td> <td></td> <td></td> <td>30</td> </tr> </tbody> </table>	Dimensions	D	W	H	Overall	26 ½	30	47	Seat	19 ½	20 ½	23	Arm			30	<table border="1"> <thead> <tr> <th colspan="2">Upholstery</th> <th colspan="2">Shipping</th> </tr> </thead> <tbody> <tr> <td>COM Ydg</td> <td>4</td> <td>Ctn Wt</td> <td>55</td> </tr> <tr> <td>COL Sq Ft</td> <td>72</td> <td>Cu Ft</td> <td>19</td> </tr> </tbody> </table>	Upholstery		Shipping		COM Ydg	4	Ctn Wt	55	COL Sq Ft	72	Cu Ft	19
		Dimensions	D	W	H																										
Overall	26 ½	30	47																												
Seat	19 ½	20 ½	23																												
Arm			30																												
Upholstery		Shipping																													
COM Ydg	4	Ctn Wt	55																												
COL Sq Ft	72	Cu Ft	19																												
			<table border="1"> <tbody> <tr><td>COM</td><td>\$2,085</td></tr> <tr><td>A</td><td>\$2,129</td></tr> <tr><td>B</td><td>\$2,211</td></tr> <tr><td>COL/C</td><td>\$2,360</td></tr> <tr><td>D</td><td>\$2,551</td></tr> <tr><td>E</td><td>\$2,739</td></tr> <tr><td>F</td><td>\$2,938</td></tr> <tr><td>G</td><td>\$3,222</td></tr> <tr><td>H</td><td>\$3,525</td></tr> <tr><td>I</td><td>\$4,002</td></tr> <tr><td>J</td><td>\$4,568</td></tr> <tr><td>L1</td><td>\$3,280</td></tr> <tr><td>L2</td><td>\$3,582</td></tr> </tbody> </table>	COM	\$2,085	A	\$2,129	B	\$2,211	COL/C	\$2,360	D	\$2,551	E	\$2,739	F	\$2,938	G	\$3,222	H	\$3,525	I	\$4,002	J	\$4,568	L1	\$3,280	L2	\$3,582		
COM	\$2,085																														
A	\$2,129																														
B	\$2,211																														
COL/C	\$2,360																														
D	\$2,551																														
E	\$2,739																														
F	\$2,938																														
G	\$3,222																														
H	\$3,525																														
I	\$4,002																														
J	\$4,568																														
L1	\$3,280																														
L2	\$3,582																														

Executive Swivel 	TA6075P <ul style="list-style-type: none"> plain back smaller scale mid-pivot overall height range is 43 ½ - 47 seat height range is 19 ½ - 23 arm height range is 26 ½ - 30 	<table border="1"> <thead> <tr> <th>Dimensions</th> <th>D</th> <th>W</th> <th>H</th> </tr> </thead> <tbody> <tr> <td>Overall</td> <td>26</td> <td>28</td> <td>47</td> </tr> <tr> <td>Seat</td> <td>18 ½</td> <td>18 ½</td> <td>23</td> </tr> <tr> <td>Arm</td> <td></td> <td></td> <td>30</td> </tr> </tbody> </table>	Dimensions	D	W	H	Overall	26	28	47	Seat	18 ½	18 ½	23	Arm			30	<table border="1"> <thead> <tr> <th colspan="2">Upholstery</th> <th colspan="2">Shipping</th> </tr> </thead> <tbody> <tr> <td>COM Ydg</td> <td>4</td> <td>Ctn Wt</td> <td>55</td> </tr> <tr> <td>COL Sq Ft</td> <td>72</td> <td>Cu Ft</td> <td>19</td> </tr> </tbody> </table>	Upholstery		Shipping		COM Ydg	4	Ctn Wt	55	COL Sq Ft	72	Cu Ft	19
		Dimensions	D	W	H																										
Overall	26	28	47																												
Seat	18 ½	18 ½	23																												
Arm			30																												
Upholstery		Shipping																													
COM Ydg	4	Ctn Wt	55																												
COL Sq Ft	72	Cu Ft	19																												
			<table border="1"> <tbody> <tr><td>COM</td><td>\$1,944</td></tr> <tr><td>A</td><td>\$1,987</td></tr> <tr><td>B</td><td>\$2,071</td></tr> <tr><td>COL/C</td><td>\$2,218</td></tr> <tr><td>D</td><td>\$2,407</td></tr> <tr><td>E</td><td>\$2,597</td></tr> <tr><td>F</td><td>\$2,797</td></tr> <tr><td>G</td><td>\$3,080</td></tr> <tr><td>H</td><td>\$3,382</td></tr> <tr><td>I</td><td>\$3,857</td></tr> <tr><td>J</td><td>\$4,425</td></tr> <tr><td>L1</td><td>\$3,138</td></tr> <tr><td>L2</td><td>\$3,441</td></tr> </tbody> </table>	COM	\$1,944	A	\$1,987	B	\$2,071	COL/C	\$2,218	D	\$2,407	E	\$2,597	F	\$2,797	G	\$3,080	H	\$3,382	I	\$3,857	J	\$4,425	L1	\$3,138	L2	\$3,441		
COM	\$1,944																														
A	\$1,987																														
B	\$2,071																														
COL/C	\$2,218																														
D	\$2,407																														
E	\$2,597																														
F	\$2,797																														
G	\$3,080																														
H	\$3,382																														
I	\$3,857																														
J	\$4,425																														
L1	\$3,138																														
L2	\$3,441																														

To Order, Specify:

- 1 Model Number
- 2 Wood Species - Maple (M)
- 3 Wood Base Finish
- 4 Fabric Selection - vendor, pattern and color
- 5 Base Selection - wood base standard; specify wood finish
 - A. Black Polyurethane Base - no upcharge
 - B. Black Pneumatic Jury Base - add \$176 list
- 6 Optional Plastic Bumper Guard - add \$21 list


3 Wood Base Finish Options:


CAG Aged Ash Coordinate	CGR Graphite Coordinate
ALM Ale Medium	HRV Harvest
AUB Auburn	CHL High Line Coordinate
BRL Barley	CKC Khaki Coordinate
CBE Blonde Echo Coordinate	LGC Legacy
BBM Bourbon Medium	MCH Mocha
CBZ Brazilwood Coordinate	NTO Night Owl
BRM Brighton Medium	COA Oatmeal Cookie Coordinate
BUT Butterscotch	CPI Pinnacle Walnut Coordinate
CIN Cinnamon	PRL Praline
CLA Classic	SAF Saffron
CCF Coffee Coordinate	SIE Sienna
CLL Collectors	CST Studio Teak Coordinate
CCR Cremello Coordinate	TOF Toffee
EAR Earthy	TRF Truffle
ESP Espresso	VEN Venetian
FLX Flax	CVI Vintage Coordinate
CFL Florence Walnut Coordinate	CWH Walnut Heights Coordinate
CFO Fossil Coordinate	CWE Weathered Ash Coordinate


- 4 See a selection of graded fabric manufacturers and patterns on pages 20-28 Contact Customer Service for additional fabric options.


Specifications


- Wood species - Maple.
- Seat has synthetic sheet webbing and 4" polyurethane foam.
- Back has synthetic sheet webbing and 1 ¼" polyurethane foam with Dacron® wrap.
- Arms have 1" polyurethane padding with Dacron® wrap.
- Swivel models revolve, have tension control, pneumatic lift, mid-pivot-tilt with a non-locking mechanism and wood cap base with black dual wheel casters.
- Posture models revolve, have back height adjustment, tension control, pneumatic lift, 22° range of travel and multiple position tilt lock.
- Spiral grooved hardwood dowels with corner blocks, glue and screws.


Description	① Model	Specifications	List Price Per Grade
Executive Swivel 	TA6075S <ul style="list-style-type: none"> · single stitch · smaller scale · mid-pivot · overall height range is 43 ½ - 47 · seat height range is 19 ½ - 23 · arm height range is 26 ½ - 30 	Dimensions	D W H
		Overall	26 28 47
		Seat	18 ½ 18 ½ 23
		Arm	30
		Upholstery	Shipping
		COM Ydg	4 Ctn Wt 55
		COL Sq Ft	72 Cu Ft 19
			COM \$1,999
			A \$2,043
			B \$2,127
			COL/C \$2,275
			D \$2,463
			E \$2,653
			F \$2,853
			G \$3,137
			H \$3,440
			I \$3,913
			J \$4,481
			L1 \$3,195
			L2 \$3,497


Executive Swivel 	TA6075B <ul style="list-style-type: none"> · button stitch · smaller scale · mid-pivot · overall height range is 43 ½ - 47 · seat height range is 19 ½ - 23 · arm height range is 26 ½ - 30 	Dimensions	D W H	COM \$2,002
		Overall	26 28 47	A \$2,045
		Seat	18 ½ 18 ½ 23	B \$2,129
		Arm	30	COL/C \$2,277
		Upholstery	Shipping	D \$2,466
		COM Ydg	4 Ctn Wt 55	E \$2,655
		COL Sq Ft	72 Cu Ft 19	F \$2,855
				G \$3,139
				H \$3,442
				I \$3,915
				J \$4,486
				L1 \$3,197
				L2 \$3,499

Management Posture 	TA6090P <ul style="list-style-type: none"> · plain back · standard size · synchro control · adjustable back height · overall height range is 40 - 44 · seat height range is 19 ½ - 23 · arm height range is 26 ½ - 30 	Dimensions	D W H	COM \$2,137
		Overall	27 ½ 30 44	A \$2,180
		Seat	19 ½ 20 ½ 23	B \$2,265
		Arm	30	COL/C \$2,412
		Upholstery	Shipping	D \$2,602
		COM Ydg	4 Ctn Wt 50	E \$2,793
		COL Sq Ft	72 Cu Ft 14	F \$2,992
				G \$3,276
				H \$3,578
				I \$4,052
				J \$4,620
				L1 \$3,331
				L2 \$3,634

Management Posture 	TA6090S <ul style="list-style-type: none"> · single stitch · standard size · synchro control · adjustable back height · overall height range is 40 - 44 · seat height range is 19 ½ - 23 · arm height range is 26 ½ - 30 	Dimensions	D W H	COM \$2,196
		Overall	27 ½ 30 44	A \$2,238
		Seat	19 ½ 20 ½ 23	B \$2,323
		Arm	30	COL/C \$2,470
		Upholstery	Shipping	D \$2,659
		COM Ydg	4 Ctn Wt 50	E \$2,847
		COL Sq Ft	72 Cu Ft 14	F \$3,048
				G \$3,331
				H \$3,634
				I \$4,109
				J \$4,677
				L1 \$3,388
				L2 \$3,692

Description	1 Model	Specifications	List Price Per Grade																																										
Management Posture 	TA6090B • button stitch • standard size • synchro control • adjustable back height • overall height range is 40 - 44 • seat height range is 19 1/2 - 23 • arm height range is 26 1/2 - 30	<table border="1"> <thead> <tr> <th>Dimensions</th> <th>D</th> <th>W</th> <th>H</th> </tr> </thead> <tbody> <tr> <td>Overall</td> <td>27 1/2</td> <td>30</td> <td>44</td> </tr> <tr> <td>Seat</td> <td>19 1/2</td> <td>20 1/2</td> <td>23</td> </tr> <tr> <td>Arm</td> <td></td> <td></td> <td>30</td> </tr> </tbody> </table>	Dimensions	D	W	H	Overall	27 1/2	30	44	Seat	19 1/2	20 1/2	23	Arm			30	<table border="1"> <tbody> <tr> <td>COM</td> <td>\$2,198</td> </tr> <tr> <td>A</td> <td>\$2,240</td> </tr> <tr> <td>B</td> <td>\$2,325</td> </tr> <tr> <td>COL/C</td> <td>\$2,473</td> </tr> <tr> <td>D</td> <td>\$2,661</td> </tr> <tr> <td>E</td> <td>\$2,851</td> </tr> <tr> <td>F</td> <td>\$3,050</td> </tr> <tr> <td>G</td> <td>\$3,335</td> </tr> <tr> <td>H</td> <td>\$3,638</td> </tr> <tr> <td>I</td> <td>\$4,111</td> </tr> <tr> <td>J</td> <td>\$4,679</td> </tr> <tr> <td>L1</td> <td>\$3,391</td> </tr> <tr> <td>L2</td> <td>\$3,694</td> </tr> </tbody> </table>	COM	\$2,198	A	\$2,240	B	\$2,325	COL/C	\$2,473	D	\$2,661	E	\$2,851	F	\$3,050	G	\$3,335	H	\$3,638	I	\$4,111	J	\$4,679	L1	\$3,391	L2	\$3,694
		Dimensions	D	W	H																																								
		Overall	27 1/2	30	44																																								
		Seat	19 1/2	20 1/2	23																																								
		Arm			30																																								
		COM	\$2,198																																										
		A	\$2,240																																										
		B	\$2,325																																										
		COL/C	\$2,473																																										
		D	\$2,661																																										
E	\$2,851																																												
F	\$3,050																																												
G	\$3,335																																												
H	\$3,638																																												
I	\$4,111																																												
J	\$4,679																																												
L1	\$3,391																																												
L2	\$3,694																																												
<table border="1"> <thead> <tr> <th>Upholstery</th> <th>Shipping</th> </tr> </thead> <tbody> <tr> <td>COM Ydg</td> <td>4 Ctn Wt 50</td> </tr> <tr> <td>COL Sq Ft</td> <td>72 Cu Ft 14</td> </tr> </tbody> </table>	Upholstery	Shipping	COM Ydg	4 Ctn Wt 50	COL Sq Ft	72 Cu Ft 14																																							
Upholstery	Shipping																																												
COM Ydg	4 Ctn Wt 50																																												
COL Sq Ft	72 Cu Ft 14																																												

Management Swivel 	TA6080P • plain back • standard size • mid-pivot • overall height range is 39 1/2 - 43 • seat height range is 19 1/2 - 23 • arm height range is 26 1/2 - 30	<table border="1"> <thead> <tr> <th>Dimensions</th> <th>D</th> <th>W</th> <th>H</th> </tr> </thead> <tbody> <tr> <td>Overall</td> <td>25 1/2</td> <td>30</td> <td>43</td> </tr> <tr> <td>Seat</td> <td>19 1/2</td> <td>20 1/2</td> <td>23</td> </tr> <tr> <td>Arm</td> <td></td> <td></td> <td>30</td> </tr> </tbody> </table>	Dimensions	D	W	H	Overall	25 1/2	30	43	Seat	19 1/2	20 1/2	23	Arm			30	<table border="1"> <tbody> <tr> <td>COM</td> <td>\$1,936</td> </tr> <tr> <td>A</td> <td>\$1,979</td> </tr> <tr> <td>B</td> <td>\$2,066</td> </tr> <tr> <td>COL/C</td> <td>\$2,210</td> </tr> <tr> <td>D</td> <td>\$2,402</td> </tr> <tr> <td>E</td> <td>\$2,591</td> </tr> <tr> <td>F</td> <td>\$2,792</td> </tr> <tr> <td>G</td> <td>\$3,074</td> </tr> <tr> <td>H</td> <td>\$3,376</td> </tr> <tr> <td>I</td> <td>\$3,852</td> </tr> <tr> <td>J</td> <td>\$4,419</td> </tr> <tr> <td>L1</td> <td>\$3,131</td> </tr> <tr> <td>L2</td> <td>\$3,433</td> </tr> </tbody> </table>	COM	\$1,936	A	\$1,979	B	\$2,066	COL/C	\$2,210	D	\$2,402	E	\$2,591	F	\$2,792	G	\$3,074	H	\$3,376	I	\$3,852	J	\$4,419	L1	\$3,131	L2	\$3,433
		Dimensions	D	W	H																																								
		Overall	25 1/2	30	43																																								
		Seat	19 1/2	20 1/2	23																																								
		Arm			30																																								
		COM	\$1,936																																										
		A	\$1,979																																										
		B	\$2,066																																										
		COL/C	\$2,210																																										
		D	\$2,402																																										
E	\$2,591																																												
F	\$2,792																																												
G	\$3,074																																												
H	\$3,376																																												
I	\$3,852																																												
J	\$4,419																																												
L1	\$3,131																																												
L2	\$3,433																																												
<table border="1"> <thead> <tr> <th>Upholstery</th> <th>Shipping</th> </tr> </thead> <tbody> <tr> <td>COM Ydg</td> <td>4 Ctn Wt 50</td> </tr> <tr> <td>COL Sq Ft</td> <td>72 Cu Ft 14</td> </tr> </tbody> </table>	Upholstery	Shipping	COM Ydg	4 Ctn Wt 50	COL Sq Ft	72 Cu Ft 14																																							
Upholstery	Shipping																																												
COM Ydg	4 Ctn Wt 50																																												
COL Sq Ft	72 Cu Ft 14																																												

Management Swivel 	TA6080S • single stitch • standard size • mid-pivot • overall height range is 39 1/2 - 43 • seat height range is 19 1/2 - 23 • arm height range is 26 1/2 - 30	<table border="1"> <thead> <tr> <th>Dimensions</th> <th>D</th> <th>W</th> <th>H</th> </tr> </thead> <tbody> <tr> <td>Overall</td> <td>25 1/2</td> <td>30</td> <td>43</td> </tr> <tr> <td>Seat</td> <td>19 1/2</td> <td>20 1/2</td> <td>23</td> </tr> <tr> <td>Arm</td> <td></td> <td></td> <td>30</td> </tr> </tbody> </table>	Dimensions	D	W	H	Overall	25 1/2	30	43	Seat	19 1/2	20 1/2	23	Arm			30	<table border="1"> <tbody> <tr> <td>COM</td> <td>\$1,993</td> </tr> <tr> <td>A</td> <td>\$2,036</td> </tr> <tr> <td>B</td> <td>\$2,120</td> </tr> <tr> <td>COL/C</td> <td>\$2,268</td> </tr> <tr> <td>D</td> <td>\$2,458</td> </tr> <tr> <td>E</td> <td>\$2,646</td> </tr> <tr> <td>F</td> <td>\$2,845</td> </tr> <tr> <td>G</td> <td>\$3,130</td> </tr> <tr> <td>H</td> <td>\$3,432</td> </tr> <tr> <td>I</td> <td>\$3,906</td> </tr> <tr> <td>J</td> <td>\$4,475</td> </tr> <tr> <td>L1</td> <td>\$3,187</td> </tr> <tr> <td>L2</td> <td>\$3,490</td> </tr> </tbody> </table>	COM	\$1,993	A	\$2,036	B	\$2,120	COL/C	\$2,268	D	\$2,458	E	\$2,646	F	\$2,845	G	\$3,130	H	\$3,432	I	\$3,906	J	\$4,475	L1	\$3,187	L2	\$3,490
		Dimensions	D	W	H																																								
		Overall	25 1/2	30	43																																								
		Seat	19 1/2	20 1/2	23																																								
		Arm			30																																								
		COM	\$1,993																																										
		A	\$2,036																																										
		B	\$2,120																																										
		COL/C	\$2,268																																										
		D	\$2,458																																										
E	\$2,646																																												
F	\$2,845																																												
G	\$3,130																																												
H	\$3,432																																												
I	\$3,906																																												
J	\$4,475																																												
L1	\$3,187																																												
L2	\$3,490																																												
<table border="1"> <thead> <tr> <th>Upholstery</th> <th>Shipping</th> </tr> </thead> <tbody> <tr> <td>COM Ydg</td> <td>4 Ctn Wt 50</td> </tr> <tr> <td>COL Sq Ft</td> <td>72 Cu Ft 14</td> </tr> </tbody> </table>	Upholstery	Shipping	COM Ydg	4 Ctn Wt 50	COL Sq Ft	72 Cu Ft 14																																							
Upholstery	Shipping																																												
COM Ydg	4 Ctn Wt 50																																												
COL Sq Ft	72 Cu Ft 14																																												

To Order, Specify:

- 1 Model Number
- 2 Wood Species - Maple (M)
- 3 Wood Base Finish
- 4 Fabric Selection - vendor, pattern and color
- 5 Base Selection - wood base standard; specify wood finish
 - A. Black Polyurethane Base - no upcharge
 - B. Black Pneumatic Jury Base - add \$176 list
- 6 Optional Plastic Bumper Guard - add \$21 list

3 Wood Base Finish Options:

- | | |
|--------------------------------|--------------------------------|
| CAG Aged Ash Coordinate | CGR Graphite Coordinate |
| ALM Ale Medium | HRV Harvest |
| AUB Auburn | CHL High Line Coordinate |
| BRL Barley | CKC Khaki Coordinate |
| CBE Blonde Echo Coordinate | LGC Legacy |
| BBM Bourbon Medium | MCH Mocha |
| CBZ Brazilwood Coordinate | NTO Night Owl |
| BRM Brighton Medium | COA Oatmeal Cookie Coordinate |
| BUT Butterscotch | CPI Pinnacle Walnut Coordinate |
| CIN Cinnamon | PRL Praline |
| CLA Classic | SAF Saffron |
| CCF Coffee Coordinate | SIE Sienna |
| CLL Collectors | CST Studio Teak Coordinate |
| CCR Cremello Coordinate | TOF Toffee |
| EAR Earthy | TRF Truffle |
| ESP Espresso | VEN Venetian |
| FLX Flax | CVI Vintage Coordinate |
| CFL Florence Walnut Coordinate | CWH Walnut Heights Coordinate |
| CFO Fossil Coordinate | CWE Weathered Ash Coordinate |

- 4 See a selection of graded fabric manufacturers and patterns on pages 20-28 Contact Customer Service for additional fabric options.

Specifications

- Wood species - Maple.
- Seat has synthetic sheet webbing and 4" polyurethane foam.
- Back has synthetic sheet webbing and 1 1/4" polyurethane foam with Dacron® wrap.
- Arms have 1" polyurethane padding with Dacron® wrap.
- Swivel models revolve, have tension control, pneumatic lift, mid-pivot-tilt with a non-locking mechanism and wood cap base with black dual wheel casters.
- Posture models revolve, have back height adjustment, tension control, pneumatic lift, 22° range of travel and multiple position tilt lock.
- Spiral grooved hardwood dowels with corner blocks, glue and screws.

Description

1 Model

Specifications

List Price Per Grade

Management Swivel



TA6080B

- button stitch
- standard size
- mid-pivot
- overall height range is 39 ½ - 43
- seat height range is 19 ½ - 23
- arm height range is 26 ½ - 30

Dimensions	D	W	H
Overall	25 ½	30	43
Seat	19 ½	20 ½	23
Arm			30
Upholstery		Shipping	
COM Ydg	4	Ctn Wt	50
COL Sq Ft	72	Cu Ft	14

COM	\$1,996
A	\$2,039
B	\$2,124
COL/C	\$2,270
D	\$2,460
E	\$2,649
F	\$2,847
G	\$3,133
H	\$3,436
I	\$3,909
J	\$4,477
L1	\$3,189
L2	\$3,492

Management Swivel



TA6070P

- plain back
- smaller scale
- mid-pivot
- overall height range is 39 ½ - 43
- seat height range is 19 ½ - 23
- arm height range is 26 ½ - 30

Dimensions	D	W	H
Overall	25	28	43
Seat	18 ½	18 ½	23
Arm			30
Upholstery		Shipping	
COM Ydg	4	Ctn Wt	50
COL Sq Ft	72	Cu Ft	14

COM	\$1,851
A	\$1,894
B	\$1,977
COL/C	\$2,126
D	\$2,314
E	\$2,504
F	\$2,704
G	\$2,987
H	\$3,290
I	\$3,764
J	\$4,332
L1	\$3,045
L2	\$3,347

Management Swivel




TA6070S

- single stitch
- smaller scale
- mid-pivot
- overall height range is 39 ½ - 43
- seat height range is 19 ½ - 23
- arm height range is 26 ½ - 30

Dimensions	D	W	H
Overall	25	28	43
Seat	18 ½	18 ½	23
Arm			30
Upholstery		Shipping	
COM Ydg	4	Ctn Wt	50
COL Sq Ft	72	Cu Ft	14

COM	\$1,906
A	\$1,950
B	\$2,034
COL/C	\$2,180
D	\$2,371
E	\$2,561
F	\$2,761
G	\$3,044
H	\$3,346
I	\$3,821
J	\$4,388
L1	\$3,100
L2	\$3,404

TARA

Description	1 Model	Specifications			List Price Per Grade		
		Dimensions	D	W	H	COM	
Management Swivel	TA6070B · button stitch · smaller scale · mid-pivot · overall height range is 39 ½ - 43 · seat height range is 19 ½ - 23 · arm height range is 26 ½ - 30	Overall	25	28	43	A	\$1,953
		Seat	18 ½	18 ½	23	B	\$2,036
		Arm			30	COL/C	\$2,184
		Upholstery		Shipping		D	\$2,373
		COM Ydg	4	Ctn Wt	50	E	\$2,563
		COL Sq Ft	72	Cu Ft	14	F	\$2,763
						G	\$3,046
						H	\$3,348
						I	\$3,823
						J	\$4,390
						L1	\$3,103
						L2	\$3,406

TARA

To Order, Specify:

- 1 Model Number
- 2 Wood Species - Maple (M)
- 3 Wood Base Finish
- 4 Fabric Selection - vendor, pattern and color
- 5 Base Selection - wood base standard; specify wood finish
 - A. Black Polyurethane Base - no upcharge
 - B. Black Pneumatic Jury Base - add \$176 list
- 6 Optional Plastic Bumper Guard - add \$21 list

3 Wood Base Finish Options:

CAG	Aged Ash Coordinate	CGR	Graphite Coordinate
ALM	Ale Medium	HRV	Harvest
AUB	Auburn	CHL	High Line Coordinate
BRL	Barley	CKC	Khaki Coordinate
CBE	Blonde Echo Coordinate	LGC	Legacy
BBM	Bourbon Medium	MCH	Mocha
CBZ	Brazilwood Coordinate	NTO	Night Owl
BRM	Brighton Medium	COA	Oatmeal Cookie Coordinate
BUT	Butterscotch	CPI	Pinnacle Walnut Coordinate
CIN	Cinnamon	PRL	Praline
CLA	Classic	SAF	Saffron
CCF	Coffee Coordinate	SIE	Sienna
CLL	Collectors	CST	Studio Teak Coordinate
CCR	Cremello Coordinate	TOF	Toffee
EAR	Earthy	TRF	Truffle
ESP	Espresso	VEN	Venetian
FLX	Flax	CVI	Vintage Coordinate
CFL	Florence Walnut Coordinate	CWH	Walnut Heights Coordinate
CFO	Fossil Coordinate	CWE	Weathered Ash Coordinate

- 4 See a selection of graded in fabric manufacturers and patterns on pages 20-28 Contact Customer Service for additional fabric options.

Specifications

- Wood species - Maple.
- Seat has synthetic sheet webbing and 4" polyurethane foam.
- Back has synthetic sheet webbing and 1 ¼" polyurethane foam with Dacron® wrap.
- Arms have 1" polyurethane padding with Dacron® wrap.
- Swivel models revolve, have tension control, pneumatic lift, mid-pivot-tilt with a non-locking mechanism and wood cap base with black dual wheel casters.
- Posture models revolve, have back height adjustment, tension control, pneumatic lift, 22° range of travel and multiple position tilt lock.
- Spiral grooved hardwood dowels with corner blocks, glue and screws.

Tara Order Check List:



Specify:

- 1. Model Number
- 2. Wood Species - Maple (M)
- 3. Wood Finish
- 4. Fabric Selection - vendor, pattern and color
- 5. Optional Rubber Cushion Nylon Glides - no upcharge

Example:

TA6081P (model #)	M (wood species)	AUB (finish) wood legs	MOMENTUM (fabric vendor)	VOX (pattern name)	MYSTIC (pattern color)
-----------------------------	----------------------------	-------------------------------------	------------------------------------	------------------------------	----------------------------------

1. Model Number

2. Wood Species - Maple (M)

3. Wood Leg Finish Options:

CAG Aged Ash Coordinate	CGR Graphite Coordinate
ALM Ale Medium	HRV Harvest
AUB Auburn	CHL High Line Coordinate
BRL Barley	CKC Khaki Coordinate
CBE Blonde Echo Coordinate	LGC Legacy
BBM Bourbon Medium	MCH Mocha
CBZ Brazilwood Coordinate	NTO Night Owl
BRM Brighton Medium	COA Oatmeal Cookie Coordinate
BUT Butterscotch	CPI Pinnacle Walnut Coordinate
CIN Cinnamon	PRL Praline
CLA Classic	SAF Saffron
CCF Coffee Coordinate	SIE Sienna
CLL Collectors	CST Studio Teak Coordinate
CCR Cremello Coordinate	TOF Toffee
EAR Earthy	TRF Truffle
ESP Espresso	VEN Venetian
FLX Flax	CVI Vintage Coordinate
CFL Florence Walnut Coordinate	CWH Walnut Heights Coordinate
CFO Fossil Coordinate	CWE Weathered Ash Coordinate

4. Fabric Selection - Please supply the following:

- Fabric vendor
- Pattern name
- Pattern color

[For a complete list of JSI Graded-In Fabric click here](#)

When specifying contrasting upholstery, indicate clearly which upholstery is to be applied to the seat, back and arms. Use higher grade pricing.

- Indicate direction of fabric - Railroaded or Up the Roll
- Please provide illustration, if available

All COM orders must include the following:


- Vendor's name, pattern name and color
- Sample of the fabric attached to order
- Model numbers of items for fabric application
- Special application instructions (e.g., all stripes will be applied front to back unless specified otherwise)
- Customer and purchase order number

Ship prepaid COM

material to:
JSI
Attn: COM Dept
201 East Martin Street
Receiving B, Dock 71
Orleans, IN 47452


Application of fabric:


Railroaded Up the Roll




All COM orders will ship at standard lead time from receipt of COM except for orders requiring special custom matched finishes.

5. Optional Rubber Cushion Nylon Glides - no upcharge

Description	1 Model	Specifications				List Price Per Grade	
Guest Chair 	TA6081P · plain back	Dimensions	D	W	H	COM	\$1,625
		Overall	28	29½	39	A	\$1,669
		Seat	20	19½	19	B	\$1,752
		Arm			26½	COL/C	\$1,900
		Upholstery	Shipping			D	\$2,090
		COM Ydg	4	Ctn Wt	28	E	\$2,279
		COL Sq Ft	72	Cu Ft	12	F	\$2,478
						G	\$2,763
						H	\$3,065
						I	\$3,540
				J	\$4,108		
				L1	\$2,818		
				L2	\$3,122		

Description	1 Model	Specifications				List Price Per Grade	
Guest Chair 	TA6081S · single stitch	Dimensions	D	W	H	COM	\$1,680
		Overall	28	29½	39	A	\$1,724
		Seat	20	19½	19	B	\$1,807
		Arm			26½	COL/C	\$1,956
		Upholstery	Shipping			D	\$2,146
		COM Ydg	4	Ctn Wt	28	E	\$2,335
		COL Sq Ft	72	Cu Ft	12	F	\$2,534
						G	\$2,817
						H	\$3,120
						I	\$3,595
				J	\$4,164		
				L1	\$2,875		
				L2	\$3,177		

Description	1 Model	Specifications				List Price Per Grade	
Guest Chair 	TA6081B · button stitch	Dimensions	D	W	H	COM	\$1,685
		Overall	28	29½	39	A	\$1,726
		Seat	20	19½	19	B	\$1,811
		Arm			26½	COL/C	\$1,958
		Upholstery	Shipping			D	\$2,148
		COM Ydg	4	Ctn Wt	28	E	\$2,337
		COL Sq Ft	72	Cu Ft	12	F	\$2,537
						G	\$2,820
						H	\$3,123
						I	\$3,599
				J	\$4,166		
				L1	\$2,878		
				L2	\$3,179		

To Order, Specify:

- 1 Model Number
- 2 Wood Species - Maple (M)
- 3 Wood Finish
- 4 Fabric Selection - vendor, pattern and color
- 5 Optional Rubber Cushion Nylon Glides - no upcharge

3 Wood Finish Options:

CAG Aged Ash Coordinate	CGR Graphite Coordinate
ALM Ale Medium	HRV Harvest
AUB Auburn	CHL High Line Coordinate
BRL Barley	CKC Khaki Coordinate
CBE Blonde Echo Coordinate	LGC Legacy
BBM Bourbon Medium	MCH Mocha
CBZ Brazilwood Coordinate	NTO Night Owl
BRM Brighton Medium	COA Oatmeal Cookie Coordinate
BUT Butterscotch	CPI Pinnacle Walnut Coordinate
CIN Cinnamon	PRL Praline
CLA Classic	SAF Saffron
CCF Coffee Coordinate	SIE Sienna
CLL Collectors	CST Studio Teak Coordinate
CCR Cremello Coordinate	TOF Toffee
EAR Earthy	TRF Truffle
ESP Espresso	VEN Venetian
FLX Flax	CVI Vintage Coordinate
CFL Florence Walnut Coordinate	CWH Walnut Heights Coordinate
CFO Fossil Coordinate	CWE Weathered Ash Coordinate

Specifications

- Wood species - Maple.
- Seat has synthetic sheet webbing and 4" polyurethane foam.
- Back has polypropylene webbing, 1¼" polyurethane foam with Dacron® wrap.
- Arms have 1" polyurethane foam with Dacron wrap.
- Spiral grooved hardwood dowels with corner blocks, glue and screws.
- Standard with rubber cushion metal glides.

4 See a selection of graded fabric manufacturers and patterns on pages 20-28 Contact Customer Service for additional fabric options.