

Tara Order Check List:



Specify:

- 1. Model Number
- 2. Wood Species - Maple (M)
- 3. Wood Base Finish
- 4. Fabric Selection - vendor, pattern and color
- 5. Base Selection - wood base standard; specify wood finish
 - A. Black Polyurethane Base - no upcharge
 - B. Black Pneumatic Jury Base - add \$170 list
- 6. Optional Plastic Bumper Guard - add \$20 list

Example:

TA6095P (model #)	M (wood species)	AUB (finish) wood base	MOMENTUM (fabric vendor)	VOX (pattern name)	MYSTIC (pattern color)
-----------------------------	----------------------------	-------------------------------------	------------------------------------	------------------------------	----------------------------------

1. Model Number

2. Wood Species - Maple (M)

3. Wood Base Finish Options:

CAG Aged Ash Coordinate	CGR Graphite Coordinate
ALE Ale	HRV Harvest
AUB Auburn	CHL High Line Coordinate
BRL Barley	CKC Khaki Coordinate
CBE Blonde Echo Coordinate	LGC Legacy
BBN Bourbon	MCH Mocha
CBZ Brazilwood Coordinate	NTO Night Owl
BRG Brighton	COA Oatmeal Cookie Coordinate
BUT Butterscotch	CPI Pinnacle Walnut Coordinate
CIN Cinnamon	PRL Praline
CLA Classic	SAF Saffron
CCF Coffee Coordinate	SIE Sienna
CLL Collectors	CST Studio Teak Coordinate
CCR Cremello Coordinate	TOF Toffee
EAR Earthy	TRF Truffle
ESP Espresso	VEN Venetian
FLX Flax	CVI Vintage Coordinate
CFL Florence Walnut Coordinate	CWH Walnut Heights Coordinate
CFO Fossil Coordinate	CWE Weathered Ash Coordinate

4. Fabric Selection - Please supply the following:

- Fabric vendor
- Pattern name
- Pattern color

[For a complete list of JSI Graded-In Fabric click here](#)

When specifying contrasting upholstery, indicate clearly which upholstery is to be applied to the seat, back and arms. Use higher grade pricing.


- Indicate direction of fabric - Railroaded or Up the Roll
- Please provide illustration, if available

All COM orders must include the following:

- Vendor's name, pattern name and color
- Sample of the fabric attached to order
- Model numbers of items for fabric application
- Special application instructions (e.g., all stripes will be applied front to back unless specified otherwise)
- Customer and purchase order number

Ship prepaid COM material to:
 JSI
 Attn: COM Dept
 201 East Martin Street
 Receiving B, Dock 71
 Orleans, IN 47452

Application of fabric:
 Railroaded Up the Roll




All COM orders will ship at standard lead time from receipt of COM except for orders requiring special custom matched finishes.


- 5. Base Selection - wood base standard; specify wood finish**
 - A. Black Polyurethane Base - no upcharge
 - B. Black Pneumatic Jury Base - add \$170 list





Pneumatic lift - NOT self-centering - Standard


- 6. Optional Plastic Bumper Guard - add \$20 list**


Description	① Model	Specifications			List Price Per Grade	
Executive Posture 	TA6095P <ul style="list-style-type: none"> · plain back · standard size · synchro control · adjustable back height · overall height range is 43 ½ - 47 · seat height range is 19 ½ - 23 · arm height range is 26 ½ - 30 	Dimensions	D	W	H	COM \$2,035
		Overall	27 ½	30	47	A \$2,074
		Seat	19 ½	20 ½	23	B \$2,151
		Arm			30	COL/C \$2,285
		Upholstery	Shipping			D \$2,458
		COM Ydg	4	Ctn Wt	55	E \$2,632
		COL Sq Ft	72	Cu Ft	19	F \$2,814
						G \$3,074
						H \$3,350
						I \$3,782
				J \$4,302		
				L1 \$3,124		
				L2 \$3,401		


Description	① Model	Specifications			List Price Per Grade	
Executive Posture 	TA6095S <ul style="list-style-type: none"> · single stitch · standard size · synchro control · adjustable back height · overall height range is 43 ½ - 47 · seat height range is 19 ½ - 23 · arm height range is 26 ½ - 30 	Dimensions	D	W	H	COM \$2,086
		Overall	27 ½	30	47	A \$2,126
		Seat	19 ½	20 ½	23	B \$2,202
		Arm			30	COL/C \$2,338
		Upholstery	Shipping			D \$2,510
		COM Ydg	4	Ctn Wt	55	E \$2,683
		COL Sq Ft	72	Cu Ft	19	F \$2,866
						G \$3,124
						H \$3,401
						I \$3,833
				J \$4,354		
				L1 \$3,177		
				L2 \$3,453		

Description	① Model	Specifications			List Price Per Grade	
Executive Posture 	TA6095B <ul style="list-style-type: none"> · button stitch · standard size · synchro control · adjustable back height · overall height range is 43 ½ - 47 · seat height range is 19 ½ - 23 · arm height range is 26 ½ - 30 	Dimensions	D	W	H	COM \$2,089
		Overall	27 ½	30	47	A \$2,128
		Seat	19 ½	20 ½	23	B \$2,204
		Arm			30	COL/C \$2,340
		Upholstery	Shipping			D \$2,513
		COM Ydg	4	Ctn Wt	55	E \$2,686
		COL Sq Ft	72	Cu Ft	19	F \$2,868
						G \$3,126
						H \$3,403
						I \$3,838
				J \$4,356		
				L1 \$3,179		
				L2 \$3,455		

Description	① Model	Specifications			List Price Per Grade	
Executive Swivel 	TA6085P <ul style="list-style-type: none"> · plain back · standard size · mid-pivot · overall height range is 43 ½ - 47 · seat height range is 19 ½ - 23 · arm height range is 26 ½ - 30 	Dimensions	D	W	H	COM \$1,851
		Overall	26 ½	30	47	A \$1,891
		Seat	19 ½	20 ½	23	B \$1,968
		Arm			30	COL/C \$2,101
		Upholstery	Shipping			D \$2,275
		COM Ydg	4	Ctn Wt	55	E \$2,448
		COL Sq Ft	72	Cu Ft	19	F \$2,631
						G \$2,890
						H \$3,166
						I \$3,599
				J \$4,118		
				L1 \$2,941		
				L2 \$3,218		

Description	1 Model	Specifications	List Price Per Grade																																										
Executive Swivel 	TA6085S <ul style="list-style-type: none"> single stitch standard size mid-pivot overall height range is 43 ½ - 47 seat height range is 19 ½ - 23 arm height range is 26 ½ - 30 	<table border="1"> <thead> <tr> <th>Dimensions</th> <th>D</th> <th>W</th> <th>H</th> </tr> </thead> <tbody> <tr> <td>Overall</td> <td>26 ½</td> <td>30</td> <td>47</td> </tr> <tr> <td>Seat</td> <td>19 ½</td> <td>20 ½</td> <td>23</td> </tr> <tr> <td>Arm</td> <td></td> <td></td> <td>30</td> </tr> </tbody> </table>	Dimensions	D	W	H	Overall	26 ½	30	47	Seat	19 ½	20 ½	23	Arm			30	<table border="1"> <tbody> <tr> <td>COM</td> <td>\$1,901</td> </tr> <tr> <td>A</td> <td>\$1,942</td> </tr> <tr> <td>B</td> <td>\$2,017</td> </tr> <tr> <td>COL/C</td> <td>\$2,153</td> </tr> <tr> <td>D</td> <td>\$2,327</td> </tr> <tr> <td>E</td> <td>\$2,499</td> </tr> <tr> <td>F</td> <td>\$2,681</td> </tr> <tr> <td>G</td> <td>\$2,940</td> </tr> <tr> <td>H</td> <td>\$3,217</td> </tr> <tr> <td>I</td> <td>\$3,649</td> </tr> <tr> <td>J</td> <td>\$4,169</td> </tr> <tr> <td>L1</td> <td>\$2,993</td> </tr> <tr> <td>L2</td> <td>\$3,269</td> </tr> </tbody> </table>	COM	\$1,901	A	\$1,942	B	\$2,017	COL/C	\$2,153	D	\$2,327	E	\$2,499	F	\$2,681	G	\$2,940	H	\$3,217	I	\$3,649	J	\$4,169	L1	\$2,993	L2	\$3,269
		Dimensions	D	W	H																																								
Overall	26 ½	30	47																																										
Seat	19 ½	20 ½	23																																										
Arm			30																																										
COM	\$1,901																																												
A	\$1,942																																												
B	\$2,017																																												
COL/C	\$2,153																																												
D	\$2,327																																												
E	\$2,499																																												
F	\$2,681																																												
G	\$2,940																																												
H	\$3,217																																												
I	\$3,649																																												
J	\$4,169																																												
L1	\$2,993																																												
L2	\$3,269																																												
		<table border="1"> <thead> <tr> <th>Upholstery</th> <th colspan="2">Shipping</th> </tr> </thead> <tbody> <tr> <td>COM Ydg</td> <td>4</td> <td>Ctn Wt 55</td> </tr> <tr> <td>COL Sq Ft</td> <td>72</td> <td>Cu Ft 19</td> </tr> </tbody> </table>	Upholstery	Shipping		COM Ydg	4	Ctn Wt 55	COL Sq Ft	72	Cu Ft 19																																		
Upholstery	Shipping																																												
COM Ydg	4	Ctn Wt 55																																											
COL Sq Ft	72	Cu Ft 19																																											

Executive Swivel 	TA6085B <ul style="list-style-type: none"> button stitch standard size mid-pivot overall height range is 43 ½ - 47 seat height range is 19 ½ - 23 arm height range is 26 ½ - 30 	<table border="1"> <thead> <tr> <th>Dimensions</th> <th>D</th> <th>W</th> <th>H</th> </tr> </thead> <tbody> <tr> <td>Overall</td> <td>26 ½</td> <td>30</td> <td>47</td> </tr> <tr> <td>Seat</td> <td>19 ½</td> <td>20 ½</td> <td>23</td> </tr> <tr> <td>Arm</td> <td></td> <td></td> <td>30</td> </tr> </tbody> </table>	Dimensions	D	W	H	Overall	26 ½	30	47	Seat	19 ½	20 ½	23	Arm			30	<table border="1"> <tbody> <tr> <td>COM</td> <td>\$1,904</td> </tr> <tr> <td>A</td> <td>\$1,944</td> </tr> <tr> <td>B</td> <td>\$2,019</td> </tr> <tr> <td>COL/C</td> <td>\$2,155</td> </tr> <tr> <td>D</td> <td>\$2,329</td> </tr> <tr> <td>E</td> <td>\$2,501</td> </tr> <tr> <td>F</td> <td>\$2,683</td> </tr> <tr> <td>G</td> <td>\$2,942</td> </tr> <tr> <td>H</td> <td>\$3,219</td> </tr> <tr> <td>I</td> <td>\$3,654</td> </tr> <tr> <td>J</td> <td>\$4,171</td> </tr> <tr> <td>L1</td> <td>\$2,995</td> </tr> <tr> <td>L2</td> <td>\$3,271</td> </tr> </tbody> </table>	COM	\$1,904	A	\$1,944	B	\$2,019	COL/C	\$2,155	D	\$2,329	E	\$2,501	F	\$2,683	G	\$2,942	H	\$3,219	I	\$3,654	J	\$4,171	L1	\$2,995	L2	\$3,271
		Dimensions	D	W	H																																								
Overall	26 ½	30	47																																										
Seat	19 ½	20 ½	23																																										
Arm			30																																										
COM	\$1,904																																												
A	\$1,944																																												
B	\$2,019																																												
COL/C	\$2,155																																												
D	\$2,329																																												
E	\$2,501																																												
F	\$2,683																																												
G	\$2,942																																												
H	\$3,219																																												
I	\$3,654																																												
J	\$4,171																																												
L1	\$2,995																																												
L2	\$3,271																																												
		<table border="1"> <thead> <tr> <th>Upholstery</th> <th colspan="2">Shipping</th> </tr> </thead> <tbody> <tr> <td>COM Ydg</td> <td>4</td> <td>Ctn Wt 55</td> </tr> <tr> <td>COL Sq Ft</td> <td>72</td> <td>Cu Ft 19</td> </tr> </tbody> </table>	Upholstery	Shipping		COM Ydg	4	Ctn Wt 55	COL Sq Ft	72	Cu Ft 19																																		
Upholstery	Shipping																																												
COM Ydg	4	Ctn Wt 55																																											
COL Sq Ft	72	Cu Ft 19																																											

Executive Swivel 	TA6075P <ul style="list-style-type: none"> plain back smaller scale mid-pivot overall height range is 43 ½ - 47 seat height range is 19 ½ - 23 arm height range is 26 ½ - 30 	<table border="1"> <thead> <tr> <th>Dimensions</th> <th>D</th> <th>W</th> <th>H</th> </tr> </thead> <tbody> <tr> <td>Overall</td> <td>26</td> <td>28</td> <td>47</td> </tr> <tr> <td>Seat</td> <td>18 ½</td> <td>18 ½</td> <td>23</td> </tr> <tr> <td>Arm</td> <td></td> <td></td> <td>30</td> </tr> </tbody> </table>	Dimensions	D	W	H	Overall	26	28	47	Seat	18 ½	18 ½	23	Arm			30	<table border="1"> <tbody> <tr> <td>COM</td> <td>\$1,775</td> </tr> <tr> <td>A</td> <td>\$1,814</td> </tr> <tr> <td>B</td> <td>\$1,891</td> </tr> <tr> <td>COL/C</td> <td>\$2,025</td> </tr> <tr> <td>D</td> <td>\$2,198</td> </tr> <tr> <td>E</td> <td>\$2,371</td> </tr> <tr> <td>F</td> <td>\$2,554</td> </tr> <tr> <td>G</td> <td>\$2,812</td> </tr> <tr> <td>H</td> <td>\$3,088</td> </tr> <tr> <td>I</td> <td>\$3,522</td> </tr> <tr> <td>J</td> <td>\$4,041</td> </tr> <tr> <td>L1</td> <td>\$2,865</td> </tr> <tr> <td>L2</td> <td>\$3,142</td> </tr> </tbody> </table>	COM	\$1,775	A	\$1,814	B	\$1,891	COL/C	\$2,025	D	\$2,198	E	\$2,371	F	\$2,554	G	\$2,812	H	\$3,088	I	\$3,522	J	\$4,041	L1	\$2,865	L2	\$3,142
		Dimensions	D	W	H																																								
Overall	26	28	47																																										
Seat	18 ½	18 ½	23																																										
Arm			30																																										
COM	\$1,775																																												
A	\$1,814																																												
B	\$1,891																																												
COL/C	\$2,025																																												
D	\$2,198																																												
E	\$2,371																																												
F	\$2,554																																												
G	\$2,812																																												
H	\$3,088																																												
I	\$3,522																																												
J	\$4,041																																												
L1	\$2,865																																												
L2	\$3,142																																												
		<table border="1"> <thead> <tr> <th>Upholstery</th> <th colspan="2">Shipping</th> </tr> </thead> <tbody> <tr> <td>COM Ydg</td> <td>4</td> <td>Ctn Wt 55</td> </tr> <tr> <td>COL Sq Ft</td> <td>72</td> <td>Cu Ft 19</td> </tr> </tbody> </table>	Upholstery	Shipping		COM Ydg	4	Ctn Wt 55	COL Sq Ft	72	Cu Ft 19																																		
Upholstery	Shipping																																												
COM Ydg	4	Ctn Wt 55																																											
COL Sq Ft	72	Cu Ft 19																																											

To Order, Specify:

- 1 Model Number
- 2 Wood Species - Maple (M)
- 3 Wood Base Finish
- 4 Fabric Selection - vendor, pattern and color
- 5 Base Selection - wood base standard; specify wood finish
 - A. Black Polyurethane Base - no upcharge
 - B. Black Pneumatic Jury Base - add \$170 list
- 6 Optional Plastic Bumper Guard - add \$20 list


3 Wood Base Finish Options:


CAG	Aged Ash Coordinate	CGR	Graphite Coordinate
ALE	Ale	HRV	Harvest
AUB	Auburn	CHL	High Line Coordinate
BRL	Barley	CKC	Khaki Coordinate
CBE	Blonde Echo Coordinate	LGC	Legacy
BBN	Bourbon	MCH	Mocha
CBZ	Brazilwood Coordinate	NTO	Night Owl
BRG	Brighton	COA	Oatmeal Cookie Coordinate
BUT	Butterscotch	CPI	Pinnacle Walnut Coordinate
CIN	Cinnamon	PRL	Praline
CLA	Classic	SAF	Saffron
CCF	Coffee Coordinate	SIE	Sienna
CLL	Collectors	CST	Studio Teak Coordinate
CCR	Cremello Coordinate	TOF	Toffee
EAR	Earthy	TRF	Truffle
ESP	Espresso	VEN	Venetian
FLX	Flax	CVI	Vintage Coordinate
CFL	Florence Walnut Coordinate	CWH	Walnut Heights Coordinate
CFO	Fossil Coordinate	CWE	Weathered Ash Coordinate


- 4 See a selection of graded fabric manufacturers and patterns on pages 20-28 Contact Customer Service for additional fabric options.


Specifications

- Wood species - Maple.
- Seat has synthetic sheet webbing and 4" polyurethane foam.
- Back has synthetic sheet webbing and 1 ¼" polyurethane foam with Dacron® wrap.
- Arms have 1" polyurethane padding with Dacron® wrap.
- Swivel models revolve, have tension control, pneumatic lift, mid-pivot-tilt with a non-locking mechanism and wood cap base with black dual wheel casters.
- Posture models revolve, have back height adjustment, tension control, pneumatic lift, 22° range of travel and multiple position tilt lock.
- Spiral grooved hardwood dowels with corner blocks, glue and screws.


Description	① Model	Specifications			List Price Per Grade	
Executive Swivel 	TA6075S · single stitch · smaller scale · mid-pivot · overall height range is 43 ½ - 47 · seat height range is 19 ½ - 23 · arm height range is 26 ½ - 30	Dimensions	D	W	H	COM \$1,825
		Overall	26	28	47	A \$1,865
		Seat	18 ½	18 ½	23	B \$1,942
		Arm			30	COL/C \$2,077
		Upholstery	Shipping			D \$2,249
		COM Ydg	4	Ctn Wt	55	E \$2,422
		COL Sq Ft	72	Cu Ft	19	F \$2,605
						G \$2,864
						H \$3,141
						I \$3,573
				J \$4,092		
				L1 \$2,917		
				L2 \$3,193		


Description	① Model	Specifications			List Price Per Grade	
Executive Swivel 	TA6075B · button stitch · smaller scale · mid-pivot · overall height range is 43 ½ - 47 · seat height range is 19 ½ - 23 · arm height range is 26 ½ - 30	Dimensions	D	W	H	COM \$1,828
		Overall	26	28	47	A \$1,867
		Seat	18 ½	18 ½	23	B \$1,944
		Arm			30	COL/C \$2,079
		Upholstery	Shipping			D \$2,252
		COM Ydg	4	Ctn Wt	55	E \$2,424
		COL Sq Ft	72	Cu Ft	19	F \$2,607
						G \$2,866
						H \$3,143
						I \$3,575
				J \$4,096		
				L1 \$2,919		
				L2 \$3,195		


Description	① Model	Specifications			List Price Per Grade	
Management Posture 	TA6090P · plain back · standard size · synchro control · adjustable back height · overall height range is 40 - 44 · seat height range is 19 ½ - 23 · arm height range is 26 ½ - 30	Dimensions	D	W	H	COM \$1,951
		Overall	27 ½	30	44	A \$1,990
		Seat	19 ½	20 ½	23	B \$2,068
		Arm			30	COL/C \$2,202
		Upholstery	Shipping			D \$2,376
		COM Ydg	4	Ctn Wt	50	E \$2,550
		COL Sq Ft	72	Cu Ft	14	F \$2,732
						G \$2,991
						H \$3,267
						I \$3,700
				J \$4,219		
				L1 \$3,042		
				L2 \$3,318		

Description	① Model	Specifications			List Price Per Grade	
Management Posture 	TA6090S · single stitch · standard size · synchro control · adjustable back height · overall height range is 40 - 44 · seat height range is 19 ½ - 23 · arm height range is 26 ½ - 30	Dimensions	D	W	H	COM \$2,005
		Overall	27 ½	30	44	A \$2,043
		Seat	19 ½	20 ½	23	B \$2,121
		Arm			30	COL/C \$2,255
		Upholstery	Shipping			D \$2,428
		COM Ydg	4	Ctn Wt	50	E \$2,600
		COL Sq Ft	72	Cu Ft	14	F \$2,783
						G \$3,042
						H \$3,318
						I \$3,752
				J \$4,271		
				L1 \$3,094		
				L2 \$3,371		

TARA

Description	1 Model	Specifications	List Price Per Grade																																										
Management Posture 	TA6090B • button stitch • standard size • synchro control • adjustable back height • overall height range is 40 - 44 • seat height range is 19 1/2 - 23 • arm height range is 26 1/2 - 30	<table border="1"> <thead> <tr> <th>Dimensions</th> <th>D</th> <th>W</th> <th>H</th> </tr> </thead> <tbody> <tr> <td>Overall</td> <td>27 1/2</td> <td>30</td> <td>44</td> </tr> <tr> <td>Seat</td> <td>19 1/2</td> <td>20 1/2</td> <td>23</td> </tr> <tr> <td>Arm</td> <td></td> <td></td> <td>30</td> </tr> </tbody> </table>	Dimensions	D	W	H	Overall	27 1/2	30	44	Seat	19 1/2	20 1/2	23	Arm			30	<table border="1"> <tbody> <tr> <td>COM</td> <td>\$2,007</td> </tr> <tr> <td>A</td> <td>\$2,045</td> </tr> <tr> <td>B</td> <td>\$2,123</td> </tr> <tr> <td>COL/C</td> <td>\$2,258</td> </tr> <tr> <td>D</td> <td>\$2,430</td> </tr> <tr> <td>E</td> <td>\$2,603</td> </tr> <tr> <td>F</td> <td>\$2,785</td> </tr> <tr> <td>G</td> <td>\$3,045</td> </tr> <tr> <td>H</td> <td>\$3,322</td> </tr> <tr> <td>I</td> <td>\$3,754</td> </tr> <tr> <td>J</td> <td>\$4,273</td> </tr> <tr> <td>L1</td> <td>\$3,096</td> </tr> <tr> <td>L2</td> <td>\$3,373</td> </tr> </tbody> </table>	COM	\$2,007	A	\$2,045	B	\$2,123	COL/C	\$2,258	D	\$2,430	E	\$2,603	F	\$2,785	G	\$3,045	H	\$3,322	I	\$3,754	J	\$4,273	L1	\$3,096	L2	\$3,373
		Dimensions	D	W	H																																								
		Overall	27 1/2	30	44																																								
		Seat	19 1/2	20 1/2	23																																								
		Arm			30																																								
		COM	\$2,007																																										
		A	\$2,045																																										
		B	\$2,123																																										
		COL/C	\$2,258																																										
		D	\$2,430																																										
E	\$2,603																																												
F	\$2,785																																												
G	\$3,045																																												
H	\$3,322																																												
I	\$3,754																																												
J	\$4,273																																												
L1	\$3,096																																												
L2	\$3,373																																												
<table border="1"> <thead> <tr> <th>Upholstery</th> <th>Shipping</th> </tr> </thead> <tbody> <tr> <td>COM Ydg</td> <td>4</td> </tr> <tr> <td>COL Sq Ft</td> <td>72</td> </tr> </tbody> </table>	Upholstery	Shipping	COM Ydg	4	COL Sq Ft	72	<table border="1"> <tbody> <tr> <td>Ctn Wt</td> <td>50</td> </tr> <tr> <td>Cu Ft</td> <td>14</td> </tr> </tbody> </table>	Ctn Wt	50	Cu Ft	14																																		
Upholstery	Shipping																																												
COM Ydg	4																																												
COL Sq Ft	72																																												
Ctn Wt	50																																												
Cu Ft	14																																												

Management Swivel 	TA6080P • plain back • standard size • mid-pivot • overall height range is 39 1/2 - 43 • seat height range is 19 1/2 - 23 • arm height range is 26 1/2 - 30	<table border="1"> <thead> <tr> <th>Dimensions</th> <th>D</th> <th>W</th> <th>H</th> </tr> </thead> <tbody> <tr> <td>Overall</td> <td>25 1/2</td> <td>30</td> <td>43</td> </tr> <tr> <td>Seat</td> <td>19 1/2</td> <td>20 1/2</td> <td>23</td> </tr> <tr> <td>Arm</td> <td></td> <td></td> <td>30</td> </tr> </tbody> </table>	Dimensions	D	W	H	Overall	25 1/2	30	43	Seat	19 1/2	20 1/2	23	Arm			30	<table border="1"> <tbody> <tr> <td>COM</td> <td>\$1,768</td> </tr> <tr> <td>A</td> <td>\$1,807</td> </tr> <tr> <td>B</td> <td>\$1,886</td> </tr> <tr> <td>COL/C</td> <td>\$2,018</td> </tr> <tr> <td>D</td> <td>\$2,193</td> </tr> <tr> <td>E</td> <td>\$2,366</td> </tr> <tr> <td>F</td> <td>\$2,549</td> </tr> <tr> <td>G</td> <td>\$2,807</td> </tr> <tr> <td>H</td> <td>\$3,083</td> </tr> <tr> <td>I</td> <td>\$3,517</td> </tr> <tr> <td>J</td> <td>\$4,035</td> </tr> <tr> <td>L1</td> <td>\$2,859</td> </tr> <tr> <td>L2</td> <td>\$3,135</td> </tr> </tbody> </table>	COM	\$1,768	A	\$1,807	B	\$1,886	COL/C	\$2,018	D	\$2,193	E	\$2,366	F	\$2,549	G	\$2,807	H	\$3,083	I	\$3,517	J	\$4,035	L1	\$2,859	L2	\$3,135
		Dimensions	D	W	H																																								
		Overall	25 1/2	30	43																																								
		Seat	19 1/2	20 1/2	23																																								
		Arm			30																																								
		COM	\$1,768																																										
		A	\$1,807																																										
		B	\$1,886																																										
		COL/C	\$2,018																																										
		D	\$2,193																																										
E	\$2,366																																												
F	\$2,549																																												
G	\$2,807																																												
H	\$3,083																																												
I	\$3,517																																												
J	\$4,035																																												
L1	\$2,859																																												
L2	\$3,135																																												
<table border="1"> <thead> <tr> <th>Upholstery</th> <th>Shipping</th> </tr> </thead> <tbody> <tr> <td>COM Ydg</td> <td>4</td> </tr> <tr> <td>COL Sq Ft</td> <td>72</td> </tr> </tbody> </table>	Upholstery	Shipping	COM Ydg	4	COL Sq Ft	72	<table border="1"> <tbody> <tr> <td>Ctn Wt</td> <td>50</td> </tr> <tr> <td>Cu Ft</td> <td>14</td> </tr> </tbody> </table>	Ctn Wt	50	Cu Ft	14																																		
Upholstery	Shipping																																												
COM Ydg	4																																												
COL Sq Ft	72																																												
Ctn Wt	50																																												
Cu Ft	14																																												

Management Swivel 	TA6080S • single stitch • standard size • mid-pivot • overall height range is 39 1/2 - 43 • seat height range is 19 1/2 - 23 • arm height range is 26 1/2 - 30	<table border="1"> <thead> <tr> <th>Dimensions</th> <th>D</th> <th>W</th> <th>H</th> </tr> </thead> <tbody> <tr> <td>Overall</td> <td>25 1/2</td> <td>30</td> <td>43</td> </tr> <tr> <td>Seat</td> <td>19 1/2</td> <td>20 1/2</td> <td>23</td> </tr> <tr> <td>Arm</td> <td></td> <td></td> <td>30</td> </tr> </tbody> </table>	Dimensions	D	W	H	Overall	25 1/2	30	43	Seat	19 1/2	20 1/2	23	Arm			30	<table border="1"> <tbody> <tr> <td>COM</td> <td>\$1,820</td> </tr> <tr> <td>A</td> <td>\$1,859</td> </tr> <tr> <td>B</td> <td>\$1,936</td> </tr> <tr> <td>COL/C</td> <td>\$2,071</td> </tr> <tr> <td>D</td> <td>\$2,244</td> </tr> <tr> <td>E</td> <td>\$2,416</td> </tr> <tr> <td>F</td> <td>\$2,598</td> </tr> <tr> <td>G</td> <td>\$2,858</td> </tr> <tr> <td>H</td> <td>\$3,134</td> </tr> <tr> <td>I</td> <td>\$3,567</td> </tr> <tr> <td>J</td> <td>\$4,086</td> </tr> <tr> <td>L1</td> <td>\$2,910</td> </tr> <tr> <td>L2</td> <td>\$3,187</td> </tr> </tbody> </table>	COM	\$1,820	A	\$1,859	B	\$1,936	COL/C	\$2,071	D	\$2,244	E	\$2,416	F	\$2,598	G	\$2,858	H	\$3,134	I	\$3,567	J	\$4,086	L1	\$2,910	L2	\$3,187
		Dimensions	D	W	H																																								
		Overall	25 1/2	30	43																																								
		Seat	19 1/2	20 1/2	23																																								
		Arm			30																																								
		COM	\$1,820																																										
		A	\$1,859																																										
		B	\$1,936																																										
		COL/C	\$2,071																																										
		D	\$2,244																																										
E	\$2,416																																												
F	\$2,598																																												
G	\$2,858																																												
H	\$3,134																																												
I	\$3,567																																												
J	\$4,086																																												
L1	\$2,910																																												
L2	\$3,187																																												
<table border="1"> <thead> <tr> <th>Upholstery</th> <th>Shipping</th> </tr> </thead> <tbody> <tr> <td>COM Ydg</td> <td>4</td> </tr> <tr> <td>COL Sq Ft</td> <td>72</td> </tr> </tbody> </table>	Upholstery	Shipping	COM Ydg	4	COL Sq Ft	72	<table border="1"> <tbody> <tr> <td>Ctn Wt</td> <td>50</td> </tr> <tr> <td>Cu Ft</td> <td>14</td> </tr> </tbody> </table>	Ctn Wt	50	Cu Ft	14																																		
Upholstery	Shipping																																												
COM Ydg	4																																												
COL Sq Ft	72																																												
Ctn Wt	50																																												
Cu Ft	14																																												

To Order, Specify:

- 1 Model Number
- 2 Wood Species - Maple (M)
- 3 Wood Base Finish
- 4 Fabric Selection - vendor, pattern and color
- 5 Base Selection - wood base standard; specify wood finish
 - A. Black Polyurethane Base - no upcharge
 - B. Black Pneumatic Jury Base - add \$170 list
- 6 Optional Plastic Bumper Guard - add \$20 list


3 Wood Base Finish Options:


- | | |
|--------------------------------|--------------------------------|
| CAG Aged Ash Coordinate | CGR Graphite Coordinate |
| ALE Ale | HRV Harvest |
| AUB Auburn | CHL High Line Coordinate |
| BRL Barley | CKC Khaki Coordinate |
| CBE Blonde Echo Coordinate | LGC Legacy |
| BBN Bourbon | MCH Mocha |
| CBZ Brazilwood Coordinate | NTO Night Owl |
| BRG Brighton | COA Oatmeal Cookie Coordinate |
| BUT Butterscotch | CPI Pinnacle Walnut Coordinate |
| CIN Cinnamon | PRL Praline |
| CLA Classic | SAF Saffron |
| CCF Coffee Coordinate | SIE Sienna |
| CLL Collectors | CST Studio Teak Coordinate |
| CCR Cremello Coordinate | TOF Toffee |
| EAR Earthy | TRF Truffle |
| ESP Espresso | VEN Venetian |
| FLX Flax | CVI Vintage Coordinate |
| CFL Florence Walnut Coordinate | CWH Walnut Heights Coordinate |
| CFO Fossil Coordinate | CWE Weathered Ash Coordinate |


- 4 See a selection of graded in fabric manufacturers and patterns on pages 20-28 Contact Customer Service for additional fabric options.

Specifications


- Wood species - Maple.
- Seat has synthetic sheet webbing and 4" polyurethane foam.
- Back has synthetic sheet webbing and 1 1/4" polyurethane foam with Dacron® wrap.
- Arms have 1" polyurethane padding with Dacron® wrap.
- Swivel models revolve, have tension control, pneumatic lift, mid-pivot-tilt with a non-locking mechanism and wood cap base with black dual wheel casters.
- Posture models revolve, have back height adjustment, tension control, pneumatic lift, 22° range of travel and multiple position tilt lock.
- Spiral grooved hardwood dowels with corner blocks, glue and screws.

Description	① Model	Specifications			List Price Per Grade	
Management Swivel 	TA6080B · button stitch · standard size · mid-pivot · overall height range is 39 ½ - 43 · seat height range is 19 ½ - 23 · arm height range is 26 ½ - 30	Dimensions	D	W	H	COM \$1,822
		Overall	25 ½	30	43	A \$1,862
		Seat	19 ½	20 ½	23	B \$1,939
		Arm			30	COL/C \$2,073
		Upholstery	Shipping			D \$2,246
		COM Ydg	4	Ctn Wt	50	E \$2,419
		COL Sq Ft	72	Cu Ft	14	F \$2,600
						G \$2,861
						H \$3,137
						I \$3,569
				J \$4,088		
				L1 \$2,912		
				L2 \$3,189		

Management Swivel 	TA6070P · plain back · smaller scale · mid-pivot · overall height range is 39 ½ - 43 · seat height range is 19 ½ - 23 · arm height range is 26 ½ - 30	Dimensions	D	W	H	COM \$1,690
		Overall	25	28	43	A \$1,729
		Seat	18 ½	18 ½	23	B \$1,805
		Arm			30	COL/C \$1,941
		Upholstery	Shipping			D \$2,113
		COM Ydg	4	Ctn Wt	50	E \$2,286
		COL Sq Ft	72	Cu Ft	14	F \$2,469
						G \$2,727
						H \$3,004
						I \$3,437
				J \$3,956		
				L1 \$2,780		
				L2 \$3,056		

Management Swivel 	TA6070S · single stitch · smaller scale · mid-pivot · overall height range is 39 ½ - 43 · seat height range is 19 ½ - 23 · arm height range is 26 ½ - 30	Dimensions	D	W	H	COM \$1,740
		Overall	25	28	43	A \$1,780
		Seat	18 ½	18 ½	23	B \$1,857
		Arm			30	COL/C \$1,990
		Upholstery	Shipping			D \$2,165
		COM Ydg	4	Ctn Wt	50	E \$2,338
		COL Sq Ft	72	Cu Ft	14	F \$2,521
						G \$2,779
						H \$3,055
						I \$3,489
				J \$4,007		
				L1 \$2,831		
				L2 \$3,108		

TARA

Description	1 Model	Specifications			List Price Per Grade	
Management Swivel	TA6070B · button stitch · smaller scale · mid-pivot · overall height range is 39 ½ - 43 · seat height range is 19 ½ - 23 · arm height range is 26 ½ - 30	Dimensions	D	W	H	COM \$1,742
		Overall	25	28	43	A \$1,783
		Seat	18 ½	18 ½	23	B \$1,859
		Arm			30	COL/C \$1,994
		Upholstery	Shipping		D \$2,167	E \$2,340
		COM Ydg	4	Ctn Wt	50	F \$2,523
		COL Sq Ft	72	Cu Ft	14	G \$2,781
						H \$3,057
						I \$3,491
						J \$4,009
						L1 \$2,833
						L2 \$3,110

TARA

To Order, Specify:

- 1 Model Number
- 2 Wood Species - Maple (M)
- 3 Wood Base Finish
- 4 Fabric Selection - vendor, pattern and color
- 5 Base Selection - wood base standard; specify wood finish
 - A. Black Polyurethane Base - no upcharge
 - B. Black Pneumatic Jury Base - add \$170 list
- 6 Optional Plastic Bumper Guard - add \$20 list

3 Wood Base Finish Options:

CAG Aged Ash Coordinate	CGR Graphite Coordinate
ALE Ale	HRV Harvest
AUB Auburn	CHL High Line Coordinate
BRL Barley	CKC Khaki Coordinate
CBE Blonde Echo Coordinate	LGC Legacy
BBN Bourbon	MCH Mocha
CBZ Brazilwood Coordinate	NTO Night Owl
BRG Brighton	COA Oatmeal Cookie Coordinate
BUT Butterscotch	CPI Pinnacle Walnut Coordinate
CIN Cinnamon	PRL Praline
CLA Classic	SAF Saffron
CCF Coffee Coordinate	SIE Sienna
CLL Collectors	CST Studio Teak Coordinate
CCR Cremello Coordinate	TOF Toffee
EAR Earthy	TRF Truffle
ESP Espresso	VEN Venetian
FLX Flax	CVI Vintage Coordinate
CFL Florence Walnut Coordinate	CWH Walnut Heights Coordinate
CFO Fossil Coordinate	CWE Weathered Ash Coordinate

- 4 See a selection of graded in fabric manufacturers and patterns on pages 20-28 Contact Customer Service for additional fabric options.

Specifications

- Wood species - Maple.
- Seat has synthetic sheet webbing and 4" polyurethane foam.
- Back has synthetic sheet webbing and 1 ¼" polyurethane foam with Dacron® wrap.
- Arms have 1" polyurethane padding with Dacron® wrap.
- Swivel models revolve, have tension control, pneumatic lift, mid-pivot-tilt with a non-locking mechanism and wood cap base with black dual wheel casters.
- Posture models revolve, have back height adjustment, tension control, pneumatic lift, 22° range of travel and multiple position tilt lock.
- Spiral grooved hardwood dowels with corner blocks, glue and screws.

Tara Order Check List:



Specify:

- 1. Model Number
- 2. Wood Species - Maple (M)
- 3. Wood Finish
- 4. Fabric Selection - vendor, pattern and color
- 5. Optional Rubber Cushion Nylon Glides - no upcharge

Example:

TA6081P (model #)	M (wood species)	AUB (finish) wood legs	MOMENTUM (fabric vendor)	VOX (pattern name)	MYSTIC (pattern color)
-----------------------------	----------------------------	-------------------------------------	------------------------------------	------------------------------	----------------------------------

1. Model Number

2. Wood Species - Maple (M)

3. Wood Leg Finish Options:

CAG Aged Ash Coordinate	CGR Graphite Coordinate
ALE Ale	HRV Harvest
AUB Auburn	CHL High Line Coordinate
BRL Barley	CKC Khaki Coordinate
CBE Blonde Echo Coordinate	LGC Legacy
BBN Bourbon	MCH Mocha
CBZ Brazilwood Coordinate	NTO Night Owl
BRG Brighton	COA Oatmeal Cookie Coordinate
BUT Butterscotch	CPI Pinnacle Walnut Coordinate
CIN Cinnamon	PRL Praline
CLA Classic	SAF Saffron
CCF Coffee Coordinate	SIE Sienna
CLL Collectors	CST Studio Teak Coordinate
CCR Cremello Coordinate	TOF Toffee
EAR Earthy	TRF Truffle
ESP Espresso	VEN Venetian
FLX Flax	CVI Vintage Coordinate
CFL Florence Walnut Coordinate	CWH Walnut Heights Coordinate
CFO Fossil Coordinate	CWE Weathered Ash Coordinate

4. Fabric Selection - Please supply the following:

- Fabric vendor
- Pattern name
- Pattern color

[For a complete list of JSI Graded-In Fabric click here](#)

When specifying contrasting upholstery, indicate clearly which upholstery is to be applied to the seat, back and arms. Use higher grade pricing.

- Indicate direction of fabric - Railroaded or Up the Roll
- Please provide illustration, if available

All COM orders must include the following:


- Vendor's name, pattern name and color
- Sample of the fabric attached to order
- Model numbers of items for fabric application
- Special application instructions (e.g., all stripes will be applied front to back unless specified otherwise)
- Customer and purchase order number

Ship prepaid COM

material to:
 JSI
 Attn: COM Dept
 201 East Martin Street
 Receiving B, Dock 71
 Orleans, IN 47452


Application of fabric:


Railroaded Up the Roll




All COM orders will ship at standard lead time from receipt of COM except for orders requiring special custom matched finishes.

5. Optional Rubber Cushion Nylon Glides - no upcharge

Description	1 Model	Specifications				List Price Per Grade	
Guest Chair 	TA6081P · plain back	Dimensions	D	W	H	COM	\$1,484
		Overall	28	29½	39	A	\$1,524
		Seat	20	19½	19	B	\$1,600
		Arm			26½	COL/C	\$1,735
		Upholstery	Shipping			D	\$1,908
		COM Ydg	4	Ctn Wt	28	E	\$2,081
		COL Sq Ft	72	Cu Ft	12	F	\$2,263
						G	\$2,523
						H	\$2,799
						I	\$3,232
				J	\$3,751		
				L1	\$2,573		
				L2	\$2,851		

Description	1 Model	Specifications				List Price Per Grade	
Guest Chair 	TA6081S · single stitch	Dimensions	D	W	H	COM	\$1,534
		Overall	28	29½	39	A	\$1,574
		Seat	20	19½	19	B	\$1,650
		Arm			26½	COL/C	\$1,786
		Upholstery	Shipping			D	\$1,959
		COM Ydg	4	Ctn Wt	28	E	\$2,132
		COL Sq Ft	72	Cu Ft	12	F	\$2,314
						G	\$2,572
						H	\$2,849
						I	\$3,283
				J	\$3,802		
				L1	\$2,625		
				L2	\$2,901		

Description	1 Model	Specifications				List Price Per Grade	
Guest Chair 	TA6081B · button stitch	Dimensions	D	W	H	COM	\$1,538
		Overall	28	29½	39	A	\$1,576
		Seat	20	19½	19	B	\$1,653
		Arm			26½	COL/C	\$1,788
		Upholstery	Shipping			D	\$1,961
		COM Ydg	4	Ctn Wt	28	E	\$2,134
		COL Sq Ft	72	Cu Ft	12	F	\$2,316
						G	\$2,575
						H	\$2,852
						I	\$3,286
				J	\$3,804		
				L1	\$2,628		
				L2	\$2,903		

To Order, Specify:

- 1 Model Number
- 2 Wood Species - Maple (M)
- 3 Wood Finish
- 4 Fabric Selection - vendor, pattern and color
- 5 Optional Rubber Cushion Nylon Glides - no upcharge

3 Wood Finish Options:

CAG Aged Ash Coordinate	CGR Graphite Coordinate
ALE Ale	HRV Harvest
AUB Auburn	CHL High Line Coordinate
BRL Barley	CKC Khaki Coordinate
CBE Blonde Echo Coordinate	LGC Legacy
BBN Bourbon	MCH Mocha
CBZ Brazilwood Coordinate	NTO Night Owl
BRG Brighton	COA Oatmeal Cookie Coordinate
BUT Butterscotch	CPI Pinnacle Walnut Coordinate
CIN Cinnamon	PRL Praline
CLA Classic	SAF Saffron
CCF Coffee Coordinate	SIE Sienna
CLL Collectors	CST Studio Teak Coordinate
CCR Cremello Coordinate	TOF Toffee
EAR Earthy	TRF Truffle
ESP Espresso	VEN Venetian
FLX Flax	CVI Vintage Coordinate
CFL Florence Walnut Coordinate	CWH Walnut Heights Coordinate
CFO Fossil Coordinate	CWE Weathered Ash Coordinate

Specifications

- Wood species - Maple.
- Seat has synthetic sheet webbing and 4" polyurethane foam.
- Back has polypropylene webbing, 1¼" polyurethane foam with Dacron® wrap.
- Arms have 1" polyurethane foam with Dacron wrap.
- Spiral grooved hardwood dowels with corner blocks, glue and screws.
- Standard with rubber cushion metal glides.

- 4 See a selection of graded fabric manufacturers and patterns on pages 20-28 Contact Customer Service for additional fabric options.