

## Traditional Occasional Tables Order Check List:



**Specify:**

- 1. Model Number
- 2. Wood Species - Cherry (CH1) or Walnut (WA1)
- 3. Wood Finish
- 4. Product Options

**Example:**

ST8028 | CH1 | AUT |  
 (model #) | (wood species) | (finish) |

**1. Model Number**

**2. Wood Species - Cherry (CH1) or Walnut (WA1)**

**3. Wood Finish Options:**

Cherry		Walnut	
BRL	Barley	AUB	Auburn
BBM	Bourbon Medium	ESP	Espresso
BRM	Brighton Medium	MCH	Mocha*
CLL	Collectors*	NTO	Night Owl*
CLA	Classic	SIE	Sienna*
EAR	Earthy	TOF	Toffee
HRV	Harvest*	TRF	Truffle*
LGC	Legacy		
PRL	Praline*		
SAF	Saffron		

**4. Product Options:**

- Optional Coordinating Wood Grain Laminate Table Top: No upcharge. Finishes with an asterisk (\*) have a coordinating laminate available.

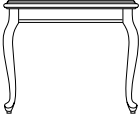
**NOTE:** Any specials or modifications must be accompanied by quote and approved drawing.

Description	D	W	H	CTN WT	CU FT	① Model	List Price
Rectangular Coffee Table	20	48	16	65	12	COFTQS8048	\$1,654




- compliment Walden and Wellington series

Square End Table	28	28	23	35	13	STQS8028	\$1,408
------------------	----	----	----	----	----	----------	---------



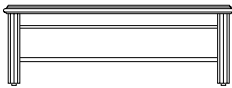
- compliment Walden and Wellington series

Rectangular End Table	18	28	23	25	9	ETQS8028	\$1,283
-----------------------	----	----	----	----	---	----------	---------



- compliment Walden and Wellington series

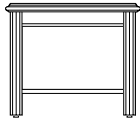
Rectangular Coffee Table	20	48	16	65	12	COFT8048	\$1,510
--------------------------	----	----	----	----	----	----------	---------



shown with optional shelf

- compliment Walden and Wellington series
- optional shelf available, specify and add \$247 list

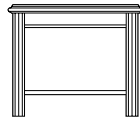
Square End Table	28	28	23	35	13	ST8028	\$1,285
------------------	----	----	----	----	----	--------	---------



shown with optional shelf

- compliment Walden and Wellington series
- optional shelf available, specify and add \$228 list

Rectangular End Table	18	28	23	25	9	ET8028	\$1,205
-----------------------	----	----	----	----	---	--------	---------



shown with optional shelf

- compliment Walden and Wellington series
- optional shelf available, specify and add \$184 list

**To Order, Specify:**

- ① Model Number
- ② Wood Species - Cherry (CH1) or Walnut (WA1)
- ③ Wood Finish
- ④ Product Options

**③ Wood Finish Options:**

Cherry		Walnut	
BRL	Barley	AUB	Auburn
BBM	Bourbon Medium	ESP	Espresso
BRM	Brighton Medium	MCH	Mocha*
CLA	Classic	NTO	Night Owl*
CLL	Collectors*	SIE	Sienna*
EAR	Earthy	TOF	Toffee
HRV	Harvest*	TRF	Truffle*
LGC	Legacy		
PRL	Praline*		
SAF	Saffron		

**Specifications**

- Wood species - Cherry or Walnut.
- Top is 1 1/4" thick.
- Veneer is reverse slip-matched.
- Shipped KD.

When ordering Quickship products, place a "Q" in front of model number. Example: QV3072DD

