

Tyler Order Check List:



Specify:

- ☐ 1. Model Number
- ☐ 2. Fabric Selection - vendor, pattern and color
- ☐ 3. Base Selection - black polyurethane base standard
 - A. Aluminum Base - add \$116 list
 - B. Black Pneumatic Jury Base - add \$203 list
- ☐ 4. Optional Mid-Pivot Swivel-Tilt Mechanism - add \$148 list
- ☐ 5. Optional Base Glides - add \$17 list

Example:

TY8600 | MOMENTUM | VOX | MYSTIC
 (model #) | (fabric vendor) | (pattern name) | (pattern color)

1. Model Number

2. Fabric Selection - Please supply the following: Fabric vendor/Pattern name/Pattern color

[For a complete list of JSI Standard and Graded-In Textiles click here](#)

When specifying contrasting upholstery, indicate clearly which upholstery is to be applied to the seat, back and arms. Use higher grade pricing.

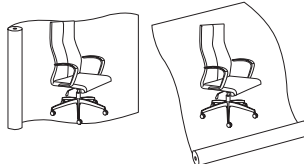
- Indicate direction of fabric - Railroaded or Up the Roll
- Please provide illustration, if available

All COM orders must include the following:

- Vendor's name, pattern name and color
- Sample of the fabric attached to order
- Model numbers of items for fabric application
- Special application instructions (e.g., all stripes will be applied front to back unless specified otherwise)
- Customer and purchase order number

Ship prepaid COM
 material to:
 JSI
 Attn: COM Dept
 201 East Martin Street
 Receiving B, Dock 71
 Orleans, IN 47452

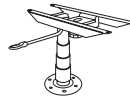
Application of fabric:
 Railroaded Up the Roll



All COM orders will ship at standard lead time from receipt of COM except for orders requiring special custom matched finishes.

3. Base Selections - black polyurethane base standard

- A. Aluminum base - add \$116 list
- B. Black pneumatic jury base - add \$203 list



Pneumatic lift-
 NOT self-centering -
 Standard




4. Pneumatic Swivel Tilt Control (Standard) -






Optional mid-pivot swivel-tilt
 mechanism - add \$148 list

5. Optional Base Glides - add \$17 list



Description	1 Model	Specifications				List Price Per Grade	
<div>Management Mid Back</div> 	<div>TY8600</div> <ul style="list-style-type: none">· armless· overall height range is 37 - 42· seat height range is 17 - 22	Dimensions	D	W	H	COM	\$1,124
		Overall	26	26	42	A	\$1,143
		Seat	18	19 ½	22	B	\$1,182
		Arm				COL/C	\$1,247
		Upholstery		Shipping		D	\$1,331
		COM Ydg	1 ¾	Ctn Wt	28	E	\$1,417
		COL Sq Ft	32	Cu Ft	14	F	\$1,507
						G	\$1,633
						H	\$1,769
						I	\$1,982
<div>Management Mid Back</div> 	<div>TY8610T</div> <ul style="list-style-type: none">· adjustable T arm· overall height range is 37 - 42· seat height range is 17 - 22· arm height range is 24 ¼ - 32 ¾	Dimensions	D	W	H	COM	\$1,228
		Overall	26	26	42	A	\$1,248
		Seat	18	19 ½	22	B	\$1,287
		Arm		32 ¾		COL/C	\$1,351
		Upholstery		Shipping		D	\$1,436
		COM Ydg	1 ¾	Ctn Wt	35	E	\$1,520
		COL Sq Ft	32	Cu Ft	14	F	\$1,611
						G	\$1,740
						H	\$1,872
						I	\$2,085
<div>Management Mid Back</div> 	<div>TY8610L</div> <ul style="list-style-type: none">· fixed height loop arm· overall height range is 37 - 42· seat height range is 17 - 22· arm height range is 25 - 30	Dimensions	D	W	H	COM	\$1,228
		Overall	26	26	42	A	\$1,248
		Seat	18	19 ½	22	B	\$1,287
		Arm		30		COL/C	\$1,351
		Upholstery		Shipping		D	\$1,436
		COM Ydg	1 ¾	Ctn Wt	35	E	\$1,520
		COL Sq Ft	32	Cu Ft	14	F	\$1,611
						G	\$1,740
						H	\$1,872
						I	\$2,085

Description	1 Model	Specifications				List Price Per Grade	
Executive High Back 	TY8620 · armless · overall height range is 44 - 49 · seat height range is 17 - 22	Dimensions	D	W	H	COM	\$1,165
		Overall	26	26	49	A	\$1,185
		Seat	18	19 ½	22	B	\$1,229
		Upholstery	Shipping			COL/C	\$1,307
		COM Ydg	2	Ctn Wt	36	D	\$1,407
		COL Sq Ft	36	Cu Ft	14	E	\$1,505
						F	\$1,610
						G	\$1,756
						H	\$1,914
						I	\$2,162
Executive High Back 	TY8630T · adjustable T-arm · overall height range is 44 - 49 · seat height range is 17 - 22 · arm height range is 24 ¼ - 32 ¾	Dimensions	D	W	H	COM	\$1,264
		Overall	26	26	49	A	\$1,289
		Seat	18	19 ½	22	B	\$1,331
		Arm			32 ¾	COL/C	\$1,410
		Upholstery	Shipping			D	\$1,508
		COM Ydg	2	Ctn Wt	43	E	\$1,606
		COL Sq Ft	36	Cu Ft	14	F	\$1,712
						G	\$1,859
						H	\$2,016
						I	\$2,263
Executive High Back 	TY8630L · fixed height loop arm · overall height range is 44 - 49 · seat height range is 17 - 22 · arm height range is 25 - 30	Dimensions	D	W	H	COM	\$1,264
		Overall	26	26	49	A	\$1,289
		Seat	18	19 ½	22	B	\$1,331
		Arm			30	COL/C	\$1,410
		Upholstery	Shipping			D	\$1,508
		COM Ydg	2	Ctn Wt	43	E	\$1,606
		COL Sq Ft	36	Cu Ft	14	F	\$1,712
						G	\$1,859
						H	\$2,016
						I	\$2,263

To Order, Specify:

- 1 Model Number
- 2 Fabric Selection - vendor, pattern and color
Visit www.jsifurniture.com/finishes-and-materials/textiles for our textiles program.
See selection of standard and graded in manufacturers and patterns.
- 3 Base Selection - black polyurethane base standard
A. Aluminum Base - add \$116 list
B. Black Pneumatic Jury Base - add \$203 list
- 4 Optional Mid-Pivot Swivel-Tilt Mechanism (MP) - add \$148 list
- 4 Optional Base Glides (G) - add \$17 list

Specifications

- One piece solid plywood construction.
- Seat has 2 ½" polyurethane foam.
- Back has 1 ½" polyurethane foam and vertical stitch detail.
- All models standard with swivel tilt, lock, pneumatic lift, tension adjustment and a black polyurethane base with dual wheel casters.