

Walden



WALDEN

Desks	WN16
Reception Galleries	WN19
Returns	WN22
Bridges	WN24
Credenzas	WN26
Overhead Storage Cabinets	WN30
Wall Mount Overhead Cabinets.	WN36
Modular Components	WN39
Storage Towers.	WN41
Bookcases.	WN44
Storage Cabinets	WN46
Lateral Files	WN49
Modular Components	WN52
Center Drawers	WN61

Walden - Overview

Desks



Double Pedestal Desk
Page [WN16](#)



Double Pedestal Desk
Page [WN17](#)



Single Pedestal Desk
Page [WN18](#)



Single Pedestal Desk
Page [WN18](#)



Run-Off Desk with Pedestal Support
Page [WN20](#)



Run-Off Desk with Leg Support
Page [WN20](#)

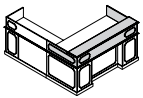


Table Desk
Page [WN21](#)

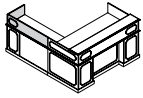


Table Desk
Page [WN21](#)

Reception Galleries



Desk Reception Gallery
Page [WN19](#)



Return Reception Gallery
Page [WN19](#)

Returns



22" d Return
Page [WN22](#)



25" d Return
Page [WN22](#)



22" d Return with Corner Unit
Page [WN23](#)

22" d Bridges



22" d Bridge Top with Modesty Panel
Page [WN24](#)



22" d Bridge Top
Page [WN24](#)



22" d Bridge Top with Modesty Panel used with Corner Unit
Page [WN24](#)



22" d Bridge Top used with Corner Unit
Page [WN24](#)

25" d Bridges



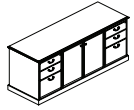
25" d Bridge Top with Modesty Panel
Page [WN25](#)



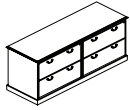
25" d Bridge Top
Page [WN25](#)

Walden - Overview

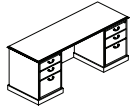
Credenzas



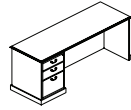
Storage Credenza
Page [WN26](#)



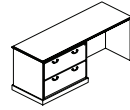
Lateral File Credenza
Page [WN26](#)



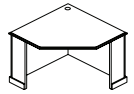
Kneespace Credenza
Page [WN26](#)



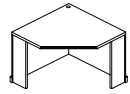
Box/Box/File Open
Corner Credenza
Page [WN27](#)



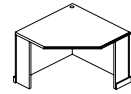
Lateral File Open
Corner Credenza
Page [WN27](#)



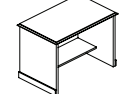
Freestanding
Corner Unit
Page [WN28](#)



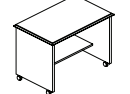
Corner Unit
Page [WN28](#)



Corner Unit
Page [WN28](#)

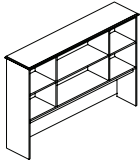


Computer/Printer
Stand
Page [WN29](#)

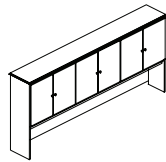


Mobile Computer/Printer
Stand
Page [WN29](#)

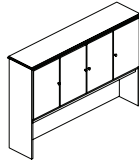
Double Height Overhead Storage Cabinets



Double Height Open
Storage Cabinet
Page [WN30](#)

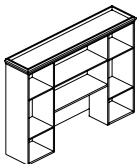


Double Height Storage
Overhead with 6 Doors
Page [WN32](#)

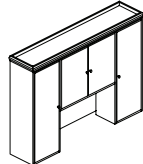


Double Height Storage
Overhead with 4 Doors
Page [WN34](#)

Overhead Storage Cabinets with Tower

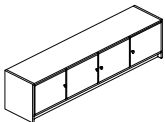


Open Overhead
Storage with Tower
Page [WN35](#)

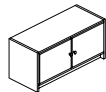


Overhead Storage with
Tower
Page [WN35](#)

Wall Mount Overheads



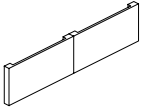
Wall Mount Overhead
with 4 Doors
Page [WN36](#)



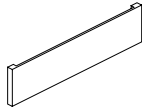
Wall Mount Overhead
with 2 Doors
Page [WN36](#)

Walden - Overview

Wall Mount Tackboards



Wall Mount Tackboard
Page [WN37](#)



Wall Mount Tackboard
Page [WN38](#)

Modular Components



Modular Storage Top
Page [WN39](#)



Modular Storage Base
Page [WN39](#)

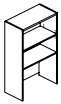


Modular Overhead Cornice Top
Page [WN40](#)

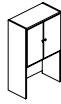


Cornice Top Filler Panel
Page [WN40](#)

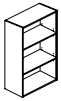
Storage Towers



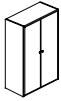
Open Bookcase
Storage Tower
Page [WN41](#)



Storage Tower
with Doors
Page [WN41](#)



Open Storage Tower
Page [WN42](#)

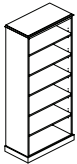


Storage Tower
with Doors
Page [WN42](#)



Storage Tower
with Door
Page [WN43](#)

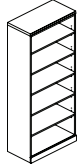
Bookcases



79" h Bookcase
Page [WN44](#)



29" h Bookcase
Page [WN44](#)

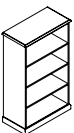


Bookcase
Page [WN45](#)

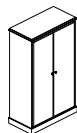


Heavy Duty Shelf
Page [WN45](#)

Storage Cabinets



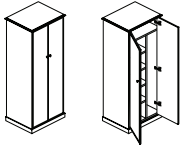
Open Storage
Cabinet
Page [WN46](#)



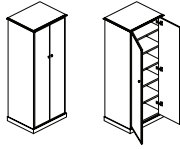
Storage Cabinet with
Doors
Page [WN46](#)

Walden - Overview

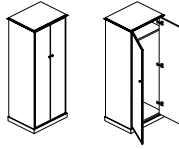
Storage/Wardrobe Cabinets



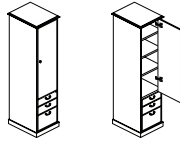
Storage Wardrobe Cabinet
Page [WN47](#)



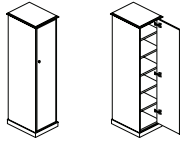
Storage Cabinet
Page [WN47](#)



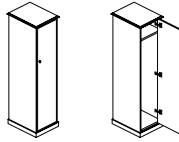
Wardrobe Cabinet
Page [WN47](#)



Storage Cabinet -
Box/Box/File
Page [WN48](#)



Storage Cabinet
Page [WN48](#)



Wardrobe Cabinet
Page [WN48](#)

Lateral Files



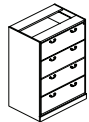
Four Drawer Lateral File
Page [WN49](#)



Three Drawer Lateral File
Page [WN49](#)



Two Drawer Lateral File
Page [WN49](#)



Four Drawer Lateral File
without Top
Page [WN51](#)



Three Drawer Lateral File
without Top
Page [WN51](#)



Two Drawer Lateral File
without Top
Page [WN51](#)

Mobile Pedestal



Mobile Box/File Pedestal
Page [WN50](#)

Walden - Overview

Modular Components



Open Pedestal
Page [WN52](#)



Hinged Door Pedestal
Page [WN52](#)



Box/Box/File
Pedestal
Page [WN52](#)



File/File
Pedestal
Page [WN52](#)



Box/Box/File
Pedestal
Page [WN53](#)



File/File
Pedestal
Page [WN53](#)



Open Pedestal
without Top
Page [WN54](#)



Hinged Door Pedestal
without Top
Page [WN54](#)



Box/Box/File Pedestal
without Top
Page [WN54](#)



File/File Pedestal
without Top
Page [WN54](#)



Box/Box/File Pedestal
without Top
Page [WN55](#)



File/File Pedestal
without Top
Page [WN55](#)



Open Pedestal
without Top and Base
Page [WN56](#)



Hinged Door Pedestal
without Top and Base
Page [WN56](#)



Box/Box/File Pedestal
without Top and Base
Page [WN56](#)



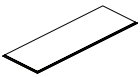
File/File Pedestal
without Top and Base
Page [WN56](#)



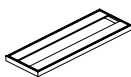
Box/Box/File Pedestal
without Top and Base
Page [WN57](#)



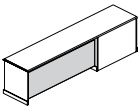
File/File Pedestal
without Top and Base
Page [WN57](#)



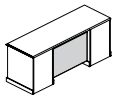
Modular Top
Page [WN58](#)



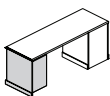
Modular Base
Page [WN58](#)



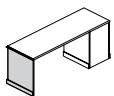
Modesty Panel
Page [WN59](#)



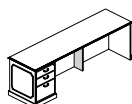
Modesty Panel
Page [WN59](#)



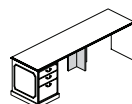
End L-Support Panel
Page [WN60](#)



End Panel
Page [WN60](#)



Center Support Panel
Page [WN60](#)



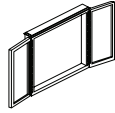
Center T-Support Panel
Page [WN60](#)

Walden - Overview

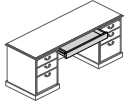
Accessories



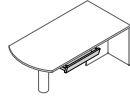
Costumer
Page [WN61](#)



Visual Board
Page [WN61](#)



Straight Front
Center Drawer
Page [WN61](#)




Angled Front
Center Drawer
Page [WN61](#)

Walden Product Information

Exterior Wood Materials

Exterior surfaces are made from the finest selected veneers to achieve clarity and consistency in the Walden product line. To attain a pleasing, symmetrical pattern, all veneers in Walden are book-matched. All exterior solid lumber is matched to coordinate with the veneer.



Alternating pieces of veneer are flipped over so they face each other like the pages within a book.

Walden is available in flat cut cherry and walnut veneer. A wide range of wood stains have been formulated to enhance the beauty of the veneer.

Work Surface Construction

Tops are 3-ply balanced construction, 1 3/4" thick with solid matching hardwood edges.

Coordinating high pressure laminate in a veneer grain pattern can be applied to the top surface and is available at no additional charge.

Case Construction

All construction is a combination of mortise and tenon with bore and dowel.

All panels are 3/4" thick with 3-ply construction and rimmed with veneer bands.

Arm slides are 3-ply construction, banded on all four sides with veneer. Pedestals are enclosed at the bottom with a 1/8" thick panel securely fastened to the bottom of the pedestal.

Each corner of the pedestal has a metal reinforcement bracket with a 2 1/2" adjustable glides. All glides can be adjusted from inside the pedestal by removing the bottom drawer.

Drawer Construction

The standard Baltic Birch drawer is constructed with 1/2" thick high quality Baltic Birch plywood with a durable finish. This five sided drawer box features fully glued dovetail construction ensuring a solid, warp resistant drawer box.

Veneered bottoms are framed into grooves on four sides. Bottoms are then glued, stapled, and reinforced with a continuous band of glue.

The optional V-fold drawer interior is a 1/2" durable, miter-fold drawer system. The V-fold vinyl wrapped drawer sides form a mitered box. The box is glued and doweled, the drawer fronts attached to the box.

Drawer Suspension

The high quality black drawer suspensions carry a lifetime warranty. Slides feature steel ball bearings for longer life with cushioned in/out stops. All drawers, including file and box drawers, fully extend past the pedestal chassis allowing full access to the drawer box.

Filing Hardware

All file drawers are constructed with a custom designed filing system in place to allow for hanging folders. Filing diagram on pages [WN12-WN13](#).

Locking

All desk, credenzas and freestanding pedestals with drawers are face locked. Locks are located in the upper right corner of top drawer. Door locks are available as an option.

Units are shipped randomly keyed as standard. Key alike units are available upon request for no additional charges. Removable cores for in-field re-keying are standard.

Finish - Stain/Colors

We offer a variety of wood stains on Walden. Please see the chart below. Samples are available upon request.

ESS Essentials Veneer Collection

BRK	Brickdust	OBK	Outback
CSK	Cask	SIE	Sienna
CLY	Clay	TRF	Truffle
MES	Mesa	UMB	Umber
MCH	Mocha		

Protective Top Coat

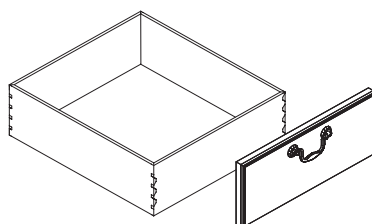
DuraTex™ offers exceptional hardness along with abrasion and impact resistance, it has been formulated to eliminate hazardous and harmful gases that are normally associated with wood finish.

DuraTex™ Features

Safety - Significantly reduces hazardous formaldehyde emissions, which help improve the quality of the indoor air we breathe.

Quality - Developed to be tough and durable with special attention to appearance. The DuraTex™ finish preserves the natural beauty of wood.

Durability - Designed to meet a wide range of demanding performance and environmental standards to withstand even the highest wear and tear.



Walden Product Information

Product Modification

Laminate Tops

Work surface only, no additional upcharge if Walden's coordinating wood grain laminate is specified. Contact Customer Service for any other laminate request. Listed below are finishes that have coordinating wood grain HPL laminates.

ESS Essentials Veneer

BRK	Brickdust	MCH	Mocha
CSK	Cask	OBK	Outback
CLY	Clay	UMB	Umber
MES	Mesa		

Custom/Special Finishes

JSI, upon request, will accommodate special finishes. A written request is required to proceed with custom finish orders. A sample reference is required for first-time matches and must be included with the written request.

There is a one-time charge of **\$400 list** per order for any non-standard wood finish.

Orders will be entered noting the special finish. A sample match will be provided to the customer. Written approval is needed before the finish process can be started. Delays in approval may have an impact on lead times.

Every effort will be made to create the requested match; however, an acceptable match may not be possible because of natural variations of wood. These natural variations can also cause minor differences in the final finish product.

Use standard pricing and option pricing for each line item with a special finish, unless additional modifications have been specified. For items available in both Essential and Artisan veneers, apply the Essentials pricing.

Finish Sheen

All veneer finishes, for Walden, are standard in 35-sheen. All other finishes can have their sheen modified with a 15% upcharge added to the list price of each item.

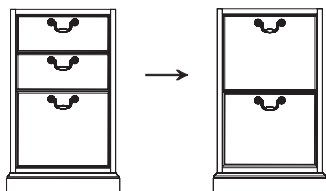
Special Veneer

Upon request standard veneer can be changed to a special veneer contact Customer Service for availability and pricing.

Pedestal Configuration Change

Pencil-box-file configuration is standard on all desks pedestals. Standard configurations for all other units are listed in the pricing section for that model.

Drawer configurations can be switched from a pencil-box-file or box-box-file to a file-file configuration on units 28 3/4" high, but must be specified at the time of order with an additional **\$206 list** per pedestal.



Changing from pencil-box-file to file-file pedestal will eliminate the writing shelf (arm slide).

Special Sizes from Standard Offering

The following chart contains pricing for general modifications to Walden.

All modifications still must be approved by JSI manufacturing, please contact Customer Service to verify any of the modifications listed in the chart below. More complex modification to standard product may be possible.

This chart does not apply to glass doors, or to metal components; such as grill on doors and cornices. Any changes to file drawers will affect filing capabilities.

Increasing Dimensions - Add On to the list Per 6" Occurrence

Overhead

Increasing width	\$1,344
Increasing depth	\$2,297
Increasing width with doors	\$1,594
Increasing depth with doors	\$2,458

Any Pedestal

Increasing width	\$1,909
Increasing depth	\$1,705

Any Panel

Increasing width	\$436
------------------	-------

Any Top

Increasing width	\$569
Increasing depth	\$800

Decreasing Dimensions Add On to the list Per 6" Occurrence

Overhead

Decreasing width	\$257
Decreasing depth	\$257
Decreasing width with doors	\$351
Decreasing depth with doors	\$351

Any Pedestal

Decreasing width	\$1,111
Decreasing depth	\$992

Any Panel

Decreasing width	\$131
------------------	-------

Any Top

Decreasing width	\$193
Decreasing depth	\$193

Example 1

Increasing open corner credenza width by 11", from 86" to 97".

Add Top Width (\$659 × 2) [\$659 for each 6" increment]

Add Panel Width (\$436 × 2) [\$436 for each 6" increment]

Total Modification = \$2,190

Example 2

Increasing a desk pedestal depth from 36" to 40" & increase the width of the same pedestal by 8"

Add Pedestal Depth \$1,705

Add Pedestal Width (\$1,909 × 2) [\$1,909 for each 6" increment]

Total Modification = \$5,523

Example 3

Decreasing an overhead from 62" to 58" width & increasing the depth by 3"

Add Overhead Width \$1,344

Add Overhead Depth \$2,297

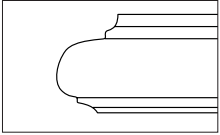
Total Modification = \$3,641

Walden Product Information

Edge and Hardware

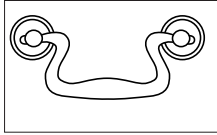
Walden offers the traditional federal edge profile and the Walden drawer pull in antique brass or pewter finish

Edge Profile



Federal Edge Profile (C3)
Accepts Laminate Top

Drawer Hardware

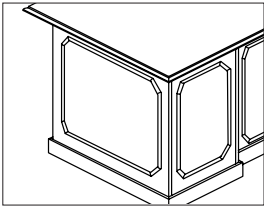


Walden Hardware
Antique Brass (ANB)
Pewter (PTR)

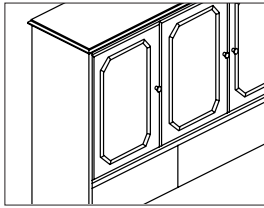
Picture Frame Molding

Many Walden units, including desks, credenzas, and overhead storage, can be specified with picture frame molding. Desks feature this molding on the modesty panel, the back and side of the pedestal, and the outside of the end panel. Molding on the returns are located on the side and back of the pedestal. Credenzas have molding on the side of the pedestal and end panel only. Overhead storage features molding on wood doors only.

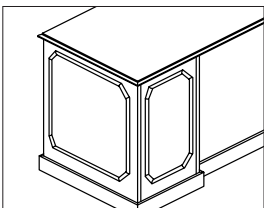
Walden Molding (WDM)



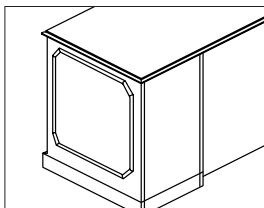
Desk (approach shown)
Pedestal Side and Back, Modesty, End Panel (Single Pedestal Desk only)



Overhead (front shown)
Wood Doors only

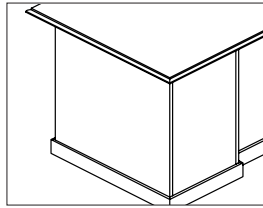


Return (approach shown)
Pedestal Side and Back

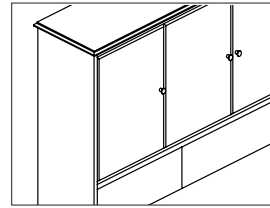


Credenza (back shown)
Pedestal End Panel

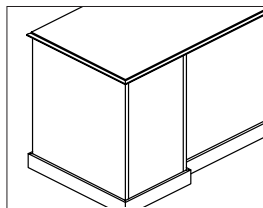
Base Molding Only (WOM)



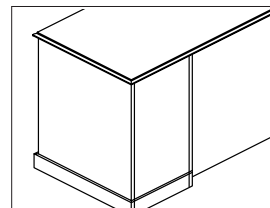
Desk (approach shown)



Overhead (front shown)



Return (approach shown)

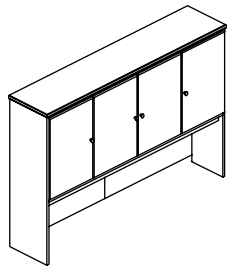


Credenza (back shown)

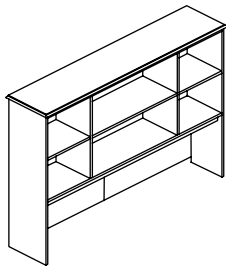
Walden Product Information

Storage Overhead Cabinet

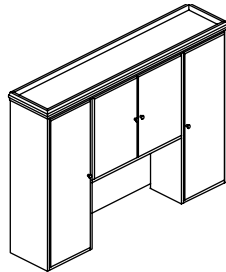
Overhead storage sizes range from 30" wide to 90" wide. Multiple variations, including wall mount overheads and open storage, are available.



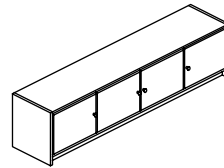
Storage Overhead Cabinet
with Doors



Open Storage Overhead
Cabinet



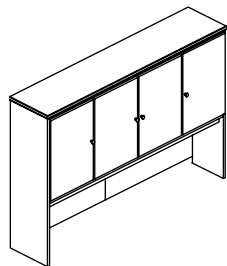
Open Storage Overhead
Cabinet with Tower



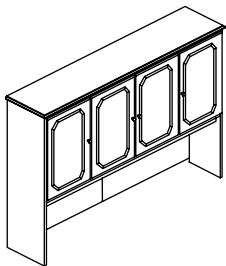
Wall Mount Overhead

Storage Overhead Cabinet Doors

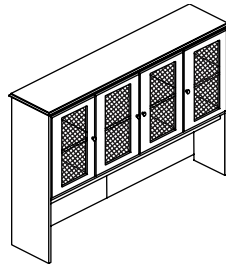
Door options for storage overhead cabinets and storage towers include wood doors (DWW) with or without picture frame molding, grill doors (DWM), and clear glass doors (not low iron) (DWC). Knobs may be either antique brass or pewter. Grill matches hardware finish selected.



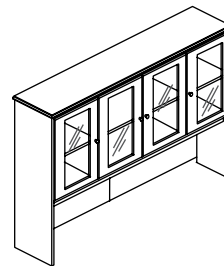
Wood Doors (DWW)
Standard



Wood Doors (DWW)
with Optional Molding



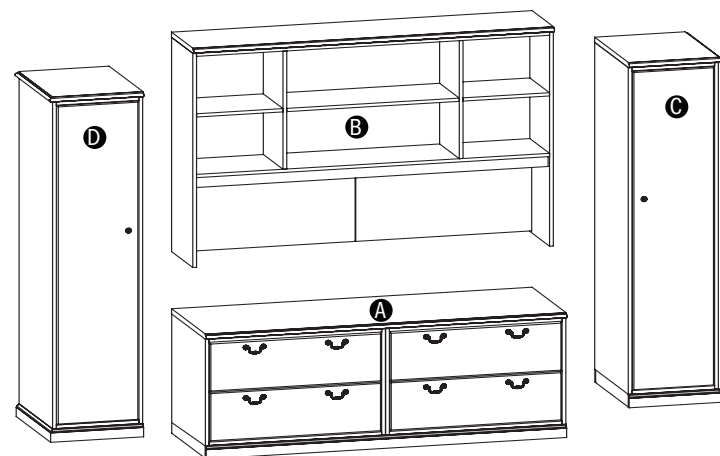
Grill Doors (DWM)



Clear Glass Doors (DWC)
(not low iron)

Flat Cut Options

Units can fit tightly together with flat cut rims that replace the top edge profile and base molding. Specify the flat cut options. (see example)



Example

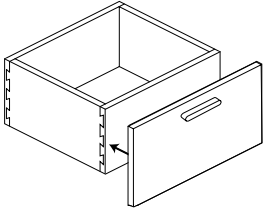
- A** WN2DST1-2574
credenza flat cut on both sides (option code FB)
- B** WN4B001-1674
overhead flat cut on both sides (option code FB)
- C** WN6ADS1R-2520
wardrobe flat cut on the left side (option code FL)
- D** WN6ADS1L-2520
wardrobe flat cut on the right side (option code FR)

Must be specified at the time of order placement.

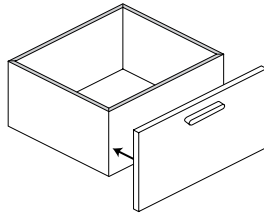
Walden Product Information

Drawer Options

Walden drawers are standard in Baltic birch and available in an optional V-fold style. Refer to the pricing pages for the V-fold deduct.



Wood Drawer (DRW)
Standard




V-Fold Drawer (DRV)
Optional

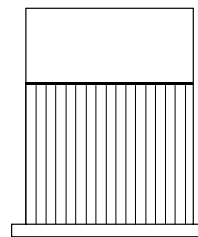
Standard Filing Option

Desk with 18" Wide Pedestals

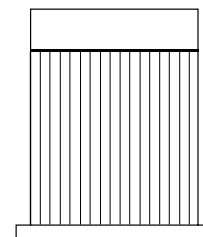
Used with Desks over 66"w
File Drawer Size: 15"w x 20"d



Letter
Front to Back




Letter
Side to Side



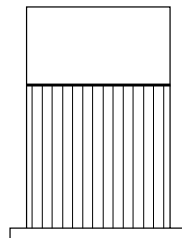
Legal
Side to Side Only

Desk with 15" Wide Pedestals

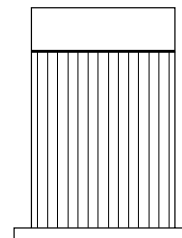
Used with Desks up to 66"w
Drawer Size: 13"w x 20"d



Letter
Front to Back




Letter
Side to Side



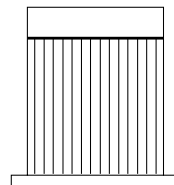
Legal
Side to Side Only

Return and Credenza with 15" Wide Pedestals

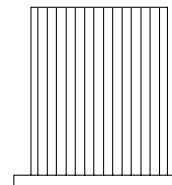
Used with Credenzas over 66"w
Drawer Size: 15"w x 16"d



Letter
Front to Back



Letter
Side to Side




Legal
Side to Side Only

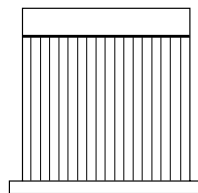
Walden Product Information

Credenza with 18" Wide Pedestals

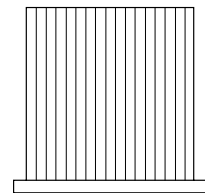
Used with Credenzas over 66"w
Drawer Size: 15"w x 16"d



Letter
Front to Back




Letter
Side to Side



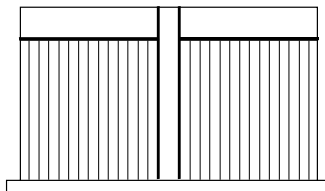
Legal
Side to Side Only

Lateral Credenza and Lateral Pedestals

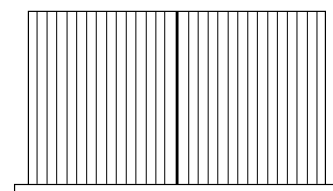
30"w Lateral File
Drawer Size 27"w x 16"d



Letter
Double Front to Back




Letter
Double Side to Side



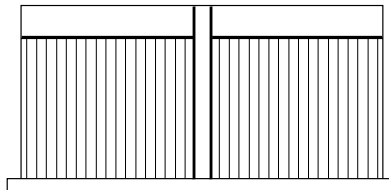
Legal
Side to Side

Lateral Credenza and Lateral Pedestals

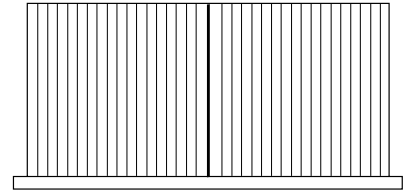
36"w Lateral File
Drawer Size 33"w x 16"d



Letter/Legal
Double Front to Back



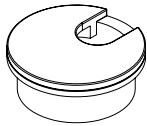
Letter
Double Side to Side



Legal
Side to Side

Walden Product Information

Worksurface Grommets



G3A - 3"

Antique Brass

G3B - 3"

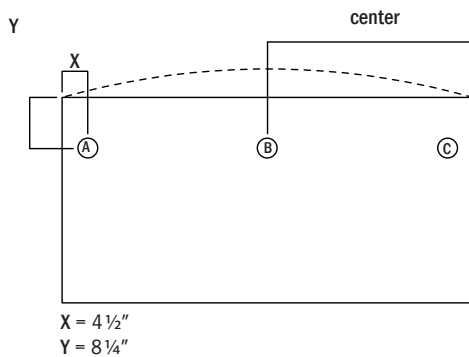
Matte Black

Work Surface Grommet Locations

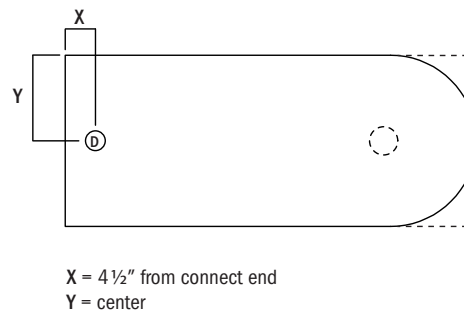
The optional grommet locations on the desk, run-off desk, bridges, credenzas and returns are predetermined on the Walden product. Grommet locations are indicated below with an (A) for left, (B) for center, (C) for right, and (D) for center end.

Add \$123 to the list for each additional grommet.

Pedestal Desk

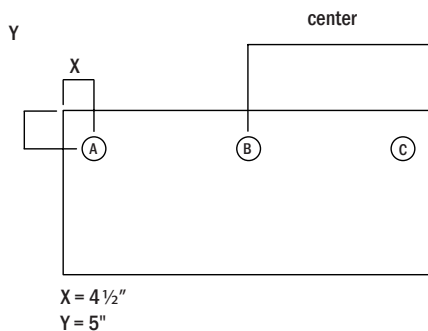


Support End and Run-Off Desk



Bridges, Returns and Credenzas

Center grommet is not available on open corner lateral credenzas and lateral returns due to the location of the pedestal.



Note: Grommet not recommended over pedestal, contact Customer Service for other locations.

Walden Product Information

Finish and Product Reference Codes

Select Code

Essentials Veneer Collection

Brickdust	BRK
Cask	CSK
Clay	CLY
Mesa	MES
Mocha	MCH
Outback	OBK
Sienna	SIE
Truffle	TRF
Umber	UMB

Essentials Veneer with Laminate Top

Brickdust	BRK
Cask	CSK
Clay	CLY
Mesa	MES
Mocha	MCH
Outback	OBK
Umber	UMB

Select Code

Top Edge Profile

Federal

Hardware Finish

Antique Brass	ANB
Pewter	PTR

Drawer Box

Wood	DRW
V-Fold	DRV

Door Style

Wood Door	DWW
Wire Mesh/Wood Door	DWM
Clear Glass/Wood Door	DWC

Top Grommet Finish

3" dia. Antique Brass	G3A
3" dia. Black	G3B

Top Grommet Locations

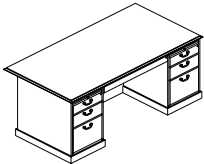
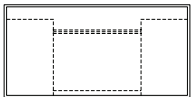
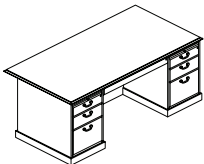

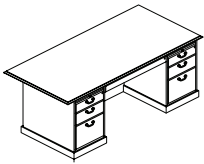
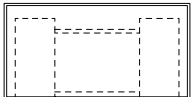
Left	A
Center	B
Right	C
Center End	D

Door Locks

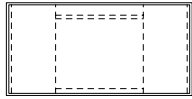
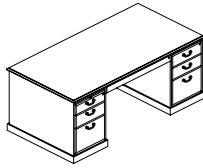
Locks	LCY
Without Locks	LCN

Flat Cut

Left Flat	FEL
Right Flat	FER
Left and Right Flat	FEB
No Flat Cut	NFE

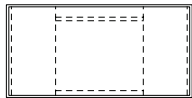
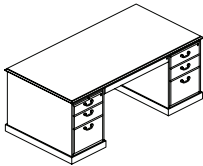
Description	D	W	H	CTN WT	CU FT	① Model	List Price
Double Pedestal Desk	43 ⁷ / ₈	85 ⁵ / ₈	28 ³ / ₄	432	72	WN1DPF1-4486	\$11,377
  <ul style="list-style-type: none"> • top shaped all sides • 18" w pencil/box/file pedestal left with arm slide • 18" w pencil/box/file pedestal right with arm slide • wood drawers standard, v-fold drawers available, specify and deduct \$147 • locking drawers and center drawer • enclosed pedestal bottom • walden molding available, specify and add \$771 list • grommet available, specify and add \$123 list each; see page WN14 • chassis size: 84" x 36" • kneespace width: 48" • kneespace height: 24 1/2" • 7 1/8" overhang on approach side 							
Double Pedestal Desk	43 ⁷ / ₈	79 ⁵ / ₈	28 ³ / ₄	387	66	WN1DPF1-4480	\$11,057
  <ul style="list-style-type: none"> • top shaped all sides • 18" w pencil/box/file pedestal left with arm slide • 18" w pencil/box/file pedestal right with arm slide • wood drawers standard, v-fold drawers available, specify and deduct \$147 • locking drawers and center drawer • enclosed pedestal bottom • walden molding available, specify and add \$771 list • grommet available, specify and add \$123 list each; see page WN14 • chassis size: 72" x 36" • kneespace width: 36" • kneespace height: 24 1/2" • 7 1/8" overhang on approach side • 3 3/4" overhang on side 							
Double Pedestal Desk	37 1/2	73 ⁵ / ₈	28 ³ / ₄	320	53	WN1DPF1-3874	\$9,359
  <ul style="list-style-type: none"> • top shaped all sides • 15 5/8" w pencil/box/file pedestal left with arm slide • 15 5/8" w pencil/box/file pedestal right with arm slide • wood drawers standard, v-fold drawers available, specify and deduct \$147 • locking drawers and center drawer • enclosed pedestal bottom • walden molding available, specify and add \$771 list • grommet available, specify and add \$123 list each; see page WN14 • chassis size: 66" x 29 5/8" • kneespace width: 34 7/8" • kneespace height: 24 1/2" • 7 1/8" overhang on approach side • 3 3/4" overhang on side 							

Description	D	W	H	CTN WT	CU FT	❶ Model	List Price
Double Pedestal Desk	37 ½	73 ¾	28 ¾	356	53	WN1DPR1-3874	\$10,465



- top shaped all sides
- 18"w pencil/box/file pedestal left with arm slide
- 18"w pencil/box/file pedestal right with arm slide
- wood drawers standard, v-fold drawers available, specify and deduct \$147
- locking drawers and center drawer
- enclosed pedestal bottom
- walden molding available, specify and add \$771 list
- grommet available, specify and add \$123 list each; see page [WN14](#)
- chassis size: 72" x 36"
- kneespace width: 36"
- kneespace height: 24 ½"

Double Pedestal Desk	31 ½	67 ½	28 ¾	297	41	WN1DPR1-3168	\$8,867
----------------------	------	------	------	-----	----	--------------	---------

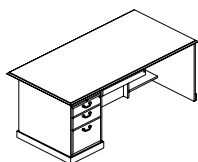


- top shaped all sides
- 15 ⅝"w pencil/box/file pedestal left with arm slide
- 15 ⅝"w pencil/box/file pedestal right with arm slide
- wood drawers standard, v-fold drawers available, specify and deduct \$147
- locking drawers and center drawer
- enclosed pedestal bottom
- walden molding available, specify and add \$771 list
- grommet available, specify and add \$123 list each; see page [WN14](#)
- chassis size: 66" x 29 ⅝"
- kneespace width: 34 ⅞"
- kneespace height: 24 ½"

To Order, Specify:

- ❶ Model Number
- ❷ Finish Color - (see page [WN15](#))
- ❸ Pull Color - (see page [WN15](#))
- ❹ Product Modification - (see page [WN9](#))

Description	D	W	H	CTN WT	CU FT	① Model	List Price
Single Pedestal Desk	37 ½	85 ⅝	28 ¾	290	62	WN1SPF1R-3886	\$10,677
	37 ½	85 ⅝	28 ¾	290	62	WN1SPF1L-3886	\$10,677
	37 ½	73 ⅝	28 ¾	288	53	WN1SPF1R-3874	\$8,823
	37 ½	73 ⅝	28 ¾	288	53	WN1SPF1L-3874	\$8,823

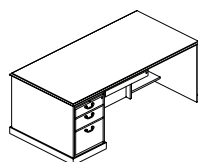


left shown



- top shaped all sides
- 18"w pencil/box/file pedestal with arm slide
- wood drawers standard, v-fold drawers available, specify and deduct \$87
- locking drawers and center drawer
- enclosed pedestal bottom
- walden molding available, specify and add \$771 list
- grommet available, specify and add \$123 list each; see page [WN14](#)
- -3886 chassis size: 84" x 29 ⅝"
- -3874 chassis size: 72" x 29 ⅝"
- -3886 kneespace width: 65 ¼"
- -3874 kneespace width: 53 ¼"
- kneespace height: 24 ½"
- 7" overhang on approach side

Single Pedestal Desk	37 ½	73 ⅝	28 ¾	302	53	WN1SPR1R-3874	\$10,178
	37 ½	73 ⅝	28 ¾	302	53	WN1SPR1L-3874	\$10,178

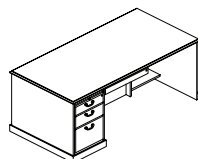


left shown



- top shaped all sides
- 18"w pencil/box/file pedestal with arm slide
- wood drawers standard, v-fold drawers available, specify and deduct \$87
- locking drawers and center drawer
- enclosed pedestal bottom
- walden molding available, specify and add \$771 list
- grommet available, specify and add \$123 list each; see page [WN14](#)
- chassis size: 72" x 36"
- kneespace width: 53 ¼"
- kneespace height: 24 ½"

Single Pedestal Desk	31 ½	67 ½	28 ¾	251	41	WN1SPR1R-3168	\$7,664
	31 ½	67 ½	28 ¾	251	41	WN1SPR1L-3168	\$7,664

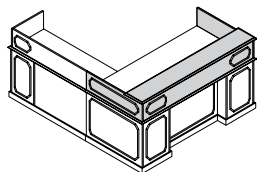


left shown



- top shaped all sides
- 15 ⅝"w pencil/box/file pedestal with arm slide
- wood drawers standard, v-fold drawers available, specify and deduct \$87
- locking drawers and center drawer
- enclosed pedestal bottom
- walden molding available, specify and add \$771 list
- grommet available, specify and add \$123 list each; see page [WN14](#)
- chassis size: 66" x 29 ⅝"
- kneespace width: 49 ⅝"
- kneespace height: 24 ½"

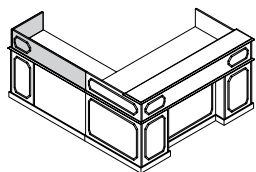
Description	D	W	H	CTN WT	CU FT	① Model	List Price
Desk Reception Gallery	36 ³ / ₈	73 ³ / ₈	11 ¹ / ₄	86	22	WN7TCG1-3774	\$4,650
	30 ³ / ₈	67 ¹ / ₂	11 ¹ / ₄	76	17	WN7TCG1-3068	\$4,299



shown with optional molding

- use atop double and single pedestal desk
- transaction top shaped all sides
- walden molding available, specify and add \$771 list
- transaction top depth: 10"

Return Reception Gallery	23 ⁷ / ₈	48 ³ / ₄	10 ¹ / ₈	34	9	WN7TCR1R-2449	\$2,553
	23 ⁷ / ₈	48 ³ / ₄	10 ¹ / ₈	34	9	WN7TCR1L-2449	\$2,553
	20	48 ³ / ₄	10 ¹ / ₈	33	8	WN7TCR1R-2049	\$2,506
	20	48 ³ / ₄	10 ¹ / ₈	33	8	WN7TCR1L-2049	\$2,506

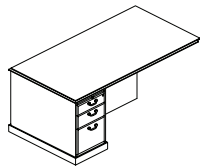



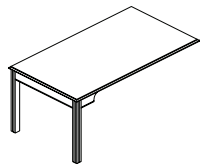
right shown with optional molding

- use atop returns
- walden molding available, specify and add \$771 list
- -2449 use with 25"d returns
- -2049 use with 22"d returns

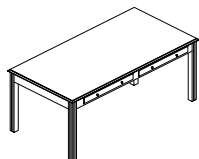
To Order, Specify:

- ① Model Number
- ② Finish Color - (see page [WN15](#))
- ③ Pull Color - (see page [WN15](#))
- ④ Product Modification - (see page [WN9](#))

Description	D	W	H	CTN WT	CU FT	① Model	List Price
<div>Run-Off Desk with Pedestal Support</div> <div><p>left shown</p></div>	37 1/2	66 3/4	28 3/4	233	48	WN1PRR1R-3867	\$6,642
	37 1/2	66 3/4	28 3/4	233	48	WN1PRR1L-3867	\$6,642
	37 1/2	60 3/4	28 3/4	221	44	WN1PRR1R-3861	\$6,383
	37 1/2	60 3/4	28 3/4	221	44	WN1PRR1L-3861	\$6,383
<ul style="list-style-type: none">· top shaped three sides with reverse shape on connecting end· 15 5/8"w pencil/box/file pedestal with arm slide· wood drawers standard, v-fold drawers available, specify and deduct \$60· pedestal front locking· enclosed pedestal bottom· walden molding available, specify and add \$316 list· grommet available, specify and add \$123 list each; see page WN14							

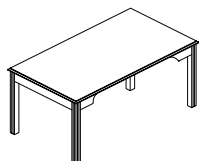
<div>Run-Off Desk with Leg Support</div> <div></div>	36	66	28 3/4	104	46	WN1LRR1-3666	\$4,314
	30	60	28 3/4	95	35	WN1LRR1-3060	\$3,781
	30	54	28 3/4	87	32	WN1LRR1-3054	\$3,487
<ul style="list-style-type: none">· top shaped three sides with reverse shape on connecting end· grommet available, specify and add \$123 list each; see page WN14							

Description	D	W	H	CTN WT	CU FT	❶ Model	List Price
Table Desk	36	72	28 ¾	146	12	WN1TDR1-3672	\$6,566
	30	60	28 ¾	109	8	WN1TDR1-3060	\$5,744



- top shaped all sides
- two wood drawers standard, v-fold drawers available, specify and deduct \$72
- grommet available, specify and add \$123 list each; see page [WN14](#)
- kneespace height: 23 ¾"
- -3672 kneespace width: 66"
- -3060 kneespace width: 54"

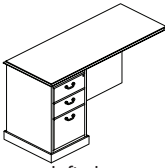
Table Desk	36	66	28 ¾	100	11	WN1TDRA-3666	\$4,544
------------	----	----	------	-----	----	--------------	---------




- top shaped all sides
- grommet available, specify and add \$123 list each; see page [WN14](#)
- kneespace height: 23 ¾"
- kneespace width: 60"

To Order, Specify:

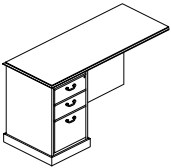
- ❶ Model Number
- ❷ Finish Color - (see page [WN15](#))
- ❸ Pull Color - (see page [WN15](#))
- ❹ Product Modification - (see page [WN9](#))

Description	D	W	H	CTN WT	CU FT	① Model	List Price
 left shown	21 5/8	54 3/4	28 3/4	158	24	WN3RTP1R-2255	\$6,046
	21 5/8	54 3/4	28 3/4	158	24	WN3RTP1L-2255	\$6,046
	21 5/8	48 3/4	28 3/4	149	21	WN3RTP1R-2249	\$5,852
	21 5/8	48 3/4	28 3/4	149	21	WN3RTP1L-2249	\$5,852
	21 5/8	42 3/4	28 3/4	139	19	WN3RTP1R-2243	\$5,680
	21 5/8	42 3/4	28 3/4	139	19	WN3RTP1L-2243	\$5,680

- top shaped three sides with reverse shape on connecting end
- 15 5/8" w box/box/file pedestal
- wood drawers standard, v-fold drawers available, specify and deduct \$60
- pedestal front locking
- enclosed pedestal bottom
- walden molding available, specify and add \$316 list
- grommet available, specify and add \$123 list each; see page [WN14](#)
- kneespace wire management: 3 1/2" x 1 5/8" with black trim insert
- kneespace height: 27 1/2"
- -2255 kneespace width: 39 3/8"
- -2249 kneespace width: 35 3/8"
- -2243 kneespace width: 27 3/8"

 left shown	25 3/8	54 3/4	28 3/4	171	28	WN3RTP1R-2555	\$6,769
	25 3/8	54 3/4	28 3/4	171	28	WN3RTP1L-2555	\$6,769
	25 3/8	48 3/4	28 3/4	161	25	WN3RTP1R-2549	\$6,567
	25 3/8	48 3/4	28 3/4	161	25	WN3RTP1L-2549	\$6,567
	25 3/8	42 3/4	28 3/4	152	22	WN3RTP1R-2543	\$6,377
	25 3/8	42 3/4	28 3/4	152	22	WN3RTP1L-2543	\$6,377

- top shaped three sides with reverse shape on connecting end
- 15 5/8" w box/box/file pedestal
- wood drawers standard, v-fold drawers available, specify and deduct \$60
- pedestal front locking
- enclosed pedestal bottom
- walden molding available, specify and add \$316 list
- grommet available, specify and add \$123 list each; see page [WN14](#)
- kneespace wire management: 3 1/2" x 1 5/8" with black trim insert
- kneespace height: 27 1/2"
- -2255 kneespace width: 39 3/8"
- -2249 kneespace width: 35 3/8"
- -2243 kneespace width: 27 3/8"

Description	D	W	H	CTN WT	CU FT	① Model	List Price
22"d Return used with Corner Unit  left shown	21 5/8	54 3/4	28 3/4	158	28	WN3RTP5R-2255	\$6,175
	21 5/8	54 3/4	28 3/4	158	28	WN3RTP5L-2255	\$6,175
	21 5/8	48 3/4	28 3/4	148	21	WN3RTP5R-2249	\$5,982
	21 5/8	48 3/4	28 3/4	148	21	WN3RTP5L-2249	\$5,982
	21 5/8	42 3/4	28 3/4	138	19	WN3RTP5R-2243	\$5,806
	21 5/8	42 3/4	28 3/4	138	19	WN3RTP5L-2243	\$5,806

- use with corner units WN7SCU1-4242, WN7SCU1R-4242 or WN7SCU1L-4242
- top shaped three sides, flat on connecting end
- right hand return connects to the right hand corner unit
- left hand return connects to the left hand corner unit
- 15 5/8" w box/box/file pedestal
- wood drawers standard, v-fold drawers available, specify and deduct \$60
- pedestal front locking
- enclosed pedestal bottom
- walden molding available, specify and add \$316 list
- grommet available, specify and add \$123 list each; see page [WN14](#)
- kneespace wire management: 3 1/2" x 1 5/8" with black trim insert
- kneespace height: 27 1/2"
- -2255 kneespace width: 38 3/8"
- -2249 kneespace width: 33 3/8"
- -2243 kneespace width: 27 3/8"

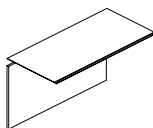
To Order, Specify:

- ① Model Number
- ② Finish Color - (see page [WN15](#))
- ③ Pull Color - (see page [WN15](#))
- ④ Product Modification - (see page [WN9](#))

Product Modifications:

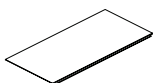
Pedestal Change - see page [WN9](#)

Description	D	W	H	CTN WT	CU FT	① Model	List Price
22"d Bridge Top with Modesty Panel	21 5/8	54	28 3/4	95	2	WN3BMR1-2254	\$4,255
	21 5/8	48	28 3/4	88	2	WN3BMR1-2248	\$4,052
	21 5/8	42	28 3/4	76	2	WN3BMR1-2242	\$3,878



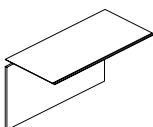
- top shaped two sides with reverse shape on connecting ends
- removable modesty panel
- 1 1/2" h wire management space between worksurface and modesty
- grommet available, specify and add \$123 list each; see page [WN14](#)

22"d Bridge Top	21 5/8	54	1 1/8	45	2	WN3BTU1-2254	\$2,200
	21 5/8	48	1 1/8	41	2	WN3BTU1-2248	\$2,106
	21 5/8	42	1 1/8	37	2	WN3BTU1-2242	\$2,067



- top shaped two sides with reverse shape on connecting ends
- grommet available, specify and add \$123 list each; see page [WN14](#)

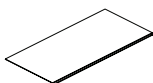
22"d Bridge Top with Modesty Panel used with Corner Unit	21 5/8	54	28 3/4	86	2	WN3BMR5R-2254	\$4,377
	21 5/8	54	28 3/4	86	2	WN3BMR5L-2254	\$4,377
	21 5/8	48	28 3/4	78	2	WN3BMR5R-2248	\$4,177
	21 5/8	48	28 3/4	78	2	WN3BMR5L-2248	\$4,177
	21 5/8	42	28 3/4	68	2	WN3BMR5R-2242	\$4,000
	21 5/8	42	28 3/4	68	2	WN3BMR5L-2242	\$4,000



right shown

- use with corner units WN7SCU1-4242, WN7SCU1R-4242 or WN7SCU1L-4242
- top shaped two sides with reverse shape on one end, flat connecting end on the other
- right hand bridge attaches to left hand corner unit
- left hand bridge attaches to the right hand corner unit
- removable modesty panel
- 1 1/2" h wire management space between worksurface and modesty
- grommet available, specify and add \$123 list each; see page [WN14](#)

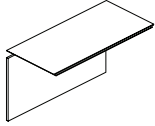
22"d Bridge Top used with Corner Unit	21 5/8	54	1 1/8	42	2	WN3BTU5R-2254	\$2,322
	21 5/8	54	1 1/8	42	2	WN3BTU5L-2254	\$2,322
	21 5/8	48	1 1/8	38	2	WN3BTU5R-2248	\$2,236
	21 5/8	48	1 1/8	38	2	WN3BTU5L-2248	\$2,236
	21 5/8	42	1 1/8	34	2	WN3BTU5R-2242	\$2,192
	21 5/8	42	1 1/8	34	2	WN3BTU5L-2242	\$2,192



right shown

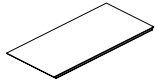
- use with corner units WN7SCU1-4242, WN7SCU1R-4242 or WN7SCU1L-4242
- top shaped two sides with reverse shape on one end, flat connecting end on the other
- right hand bridge attaches to left hand corner unit
- left hand bridge attaches to the right hand corner unit
- grommet available, specify and add \$123 list each; see page [WN14](#)

Description	D	W	H	CTN WT	CU FT	❶ Model	List Price
25"d Bridge Top with Modesty Panel	25 ³ / ₈	54	28 ³ / ₄	102	3	WN3BMR1-2554	\$4,989
	25 ³ / ₈	48	28 ³ / ₄	92	3	WN3BMR1-2548	\$4,791
	25 ³ / ₈	42	28 ³ / ₄	79	2	WN3BMR1-2542	\$4,617



- top shaped two sides with reverse shape on connecting ends
- removable modesty panel
- 1 1/2" h wire management space between worksurface and modesty
- grommet available, specify and add \$123 list each; see page [WN14](#)

25"d Bridge Top	25 ³ / ₈	54	1 ¹ / ₈	53	3	WN3BTU1-2554	\$2,317
	25 ³ / ₈	48	1 ¹ / ₈	48	2	WN3BTU1-2548	\$2,212
	25 ³ / ₈	42	1 ¹ / ₈	42	2	WN3BTU1-2542	\$2,150

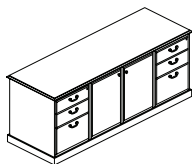


- top shaped two sides with reverse shape on connecting ends
- grommet available, specify and add \$123 list each; see page [WN14](#)

To Order, Specify:

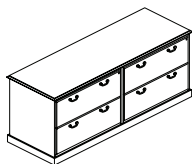
- ❶ Model Number
- ❷ Finish Color - (see page [WN15](#))
- ❸ Product Modification - (see page [WN9](#))

Description	D	W	H	CTN WT	CU FT	① Model	List Price
Storage Credenza	24 3/8	73 3/8	28 3/4	353	37	WN2HDP1-2574	\$9,022
	24 3/8	67 3/8	28 3/4	332	34	WN2HDP1-2568	\$8,873
	24 3/8	61 3/8	28 3/4	307	31	WN2HDP1-2562	\$8,558



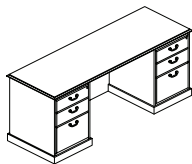
- top and base shaped three sides
- wood drawers standard, v-fold drawers available, specify and deduct \$120
- adjustable shelf in hinged door compartment
- pedestal front locking
- locking doors available, specify and add \$153 list
- walden molding available, specify and add \$316 list
- grommet available, specify and add \$123 list each; see page [WN14](#)
- flat cut for connection left or right end, specify and add \$996 list and indicate right or left end
- flat cut for connection on both ends available, specify and add \$1,523 list
- -2574 box/box/file pedestals, 18"w
- -2568 box/box/file pedestals, 15 5/8"w
- -2562 box/box/file pedestals, 15 5/8"w
- -2574 hinged door compartment, 34 1/2"w
- -2568 hinged door compartment, 33 3/8"w
- -2562 hinged door compartment, 27 3/8"w

Lateral File Credenza	24 3/8	73 3/8	28 3/4	321	37	WN2DST1-2574	\$11,006
	24 3/8	61 3/8	28 3/4	282	31	WN2DST1-2562	\$10,258

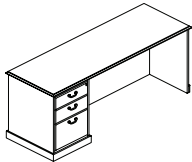


- top and base shaped three sides
- wood drawers standard, v-fold drawers available, specify and deduct \$120
- pedestal front locking
- walden molding available, specify and add \$316 list
- flat cut for connection left or right end, specify and add \$996 list and indicate right or left end
- flat cut for connection on both ends available, specify and add \$1,523 list
- -2574 four lateral files, 36"w
- -2562 four lateral files, 30"w

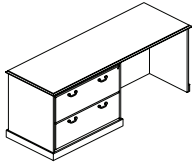
Kneespace Credenza	24 3/8	73 3/8	28 3/4	266	37	WN2KSP1-2574	\$8,361
	24 3/8	67 3/8	28 3/4	248	34	WN2KSP1-2568	\$7,756
	24 3/8	61 3/8	28 3/4	233	31	WN2KSP1-2562	\$7,155



- top and base shaped three sides
- wood drawers standard, v-fold drawers available, specify and deduct \$120
- pedestal front locking
- 1 1/2"h wire management space between work surface and back panel of kneespace
- walden molding available, specify and add \$316 list
- grommet available, specify and add \$123 list each; see page [WN14](#)
- flat cut for connection left or right end, specify and add \$996 list and indicate right or left end
- flat cut for connection on both ends available, specify and add \$1,523 list
- kneespace height: 27 1/2"h
- -2574 box/box/file pedestals, 18"w
- -2568 box/box/file pedestals, 15 5/8"w
- -2562 box/box/file pedestals, 15 5/8"w
- -2574 kneespace width, 36"w
- -2568 kneespace width, 34 5/8"w
- -2562 kneespace width, 28 7/8"w

Description	D	W	H	CTN WT	CU FT	① Model	List Price
Box/Box/File Open Corner Credenza  left shown	24 5/8	85 5/8	28 3/4	230	43	WN20CP1R-2586	\$8,220
	24 5/8	85 5/8	28 3/4	230	43	WN20CP1L-2586	\$8,220
	24 5/8	73 5/8	28 3/4	211	37	WN20CP1R-2574	\$7,743
	24 5/8	73 5/8	28 3/4	211	37	WN20CP1L-2574	\$7,743
	24 5/8	61 5/8	28 3/4	195	31	WN20CP1R-2562	\$7,457
	24 5/8	61 5/8	28 3/4	195	31	WN20CP1L-2562	\$7,457

- top and base shaped three sides
- 18" box/box/file pedestal
- wood drawers standard, v-fold drawers available, specify and deduct \$60
- pedestal front locking
- locking drawers
- 1 1/2"h wire management space between worksurface and back panel of kneespace
- walden molding available, specify and add \$316 list
- grommet available, specify and add \$123 list each; see page [WN14](#)
- flat cut for connection left or right end, specify and add \$996 list and indicate right or left end
- flat cut for connection on both ends available, specify and add \$1,523 list
- kneespace height: 27 1/2"h
- -2586 kneespace width, 62 1/4"w
- -2574 kneespace width, 50 1/4"w
- -2562 kneespace width, 43 5/8"w

Lateral File Open Corner Credenza  left shown	24 5/8	91 5/8	28 3/4	276	46	WN20CL1R-2592	\$9,493
	24 5/8	91 5/8	28 3/4	276	46	WN20CL1L-2592	\$9,493
	24 5/8	85 5/8	28 3/4	267	43	WN20CL1R-2586	\$8,648
	24 5/8	85 5/8	28 3/4	267	43	WN20CL1L-2586	\$8,648
	24 5/8	73 5/8	28 3/4	253	37	WN20CL1R-2574	\$8,015
	24 5/8	73 5/8	28 3/4	253	37	WN20CL1L-2574	\$8,015

- top and base shaped three sides
- 36"w lateral files
- wood drawers standard, v-fold drawers available, specify and deduct \$60
- locking drawers
- 1 1/2"h wire management space between worksurface and back panel of kneespace
- walden molding available, specify and add \$316 list
- grommet available, specify and add \$123 list each; see page [WN14](#)
- flat cut for connection left or right end, specify and add \$996 list and indicate right or left end
- flat cut for connection on both ends available, specify and add \$1,523 list
- kneespace height: 27 1/2"h
- -2592 kneespace width, 53 1/4"w
- -2586 kneespace width, 47 1/4"w
- -2574 kneespace width, 35 1/4"w

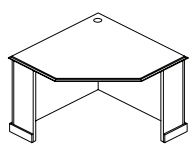
To Order, Specify:

- ① Model Number
- ② Finish Color - (see page [WN15](#))
- ③ Pull Color - (see page [WN15](#))
- ④ Product Modification - (see page [WN9](#))

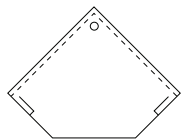
Product Modifications:

 Pedestal Change - see page [WN9](#)

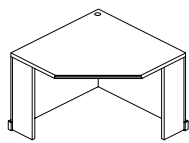
Description	D	W	H	CTN WT	CU FT	① Model	List Price
Freestanding Corner Unit	41 5⁄8	41 5⁄8	28 3⁄4	146	34	WN0SCU1-4242	\$7,148



- top shaped all sides
- 3" grommet in center corner of top
- grommet finish, see page [WN14](#)
- kneespace width: 28 3⁄8"w
- kneespace height: 27 5⁄8"h

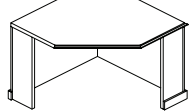


Corner Unit	41 5⁄8	41 5⁄8	28 3⁄4	150	34	WN7SCU1-4242	\$6,739
-------------	--------	--------	--------	-----	----	--------------	---------



- top shaped three sides, flat on connecting ends
- connecting on left and right
- bridges available, see page [WN24](#)
- 3" grommet in center corner of top
- grommet finish, see page [WN14](#)
- kneespace width: 28 3⁄8"w
- kneespace height: 27 5⁄8"h
- connecting end: 21 5⁄8"

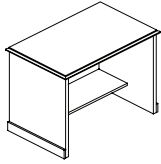
Corner Unit	41 5⁄8	41 5⁄8	28 3⁄4	150	34	WN7SCU1R-4242	\$6,808
	41 5⁄8	41 5⁄8	28 3⁄4	150	34	WN7SCU1L-4242	\$6,808



left shown

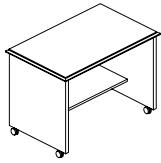
- top shaped four sides, flat on connecting end
- connecting on left or right
- bridges available, see page [WN24](#)
- 3" grommet in center corner of top
- grommet finish, see page [WN14](#)
- kneespace width: 28 3⁄8"w
- kneespace height: 27 5⁄8"h
- connecting end: 21 5⁄8"

Description	D	W	H	CTN WT	CU FT	❶ Model	List Price
Computer/Printer Stand	25 ³ / ₈	40	28 ³ / ₄	210	20	WNOCP1-2540	\$3,492



- top shaped three sides
- 12"d fixed inside shelf
- access slot across top of back panel
- grommet available, specify and add \$123 list each; see page [WN14](#)
- kneespace height: 27 ⁵/₈"h

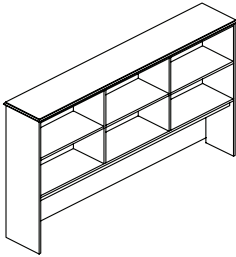

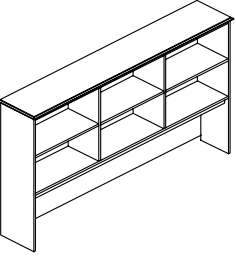

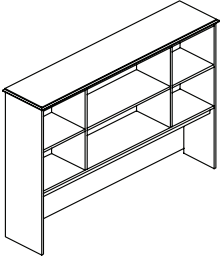
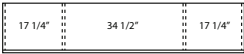
Mobile Computer/Printer Stand	25 ³ / ₈	40	28 ³ / ₄	224	20	WNOCP5-2540	\$3,896
-------------------------------	--------------------------------	----	--------------------------------	-----	----	-------------	---------

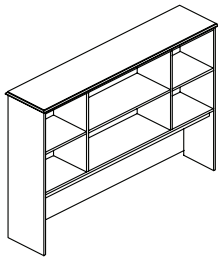



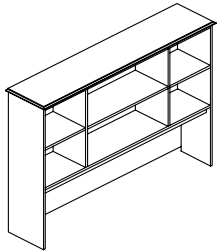

- top shaped three sides
- 12"d fixed inside shelf
- access slot across top of back panel
- grommet available, specify and add \$123 list each; see page [WN14](#)
- casters: front two are locking
- kneespace height: 27 ⁵/₈"h

To Order, Specify:

- ❶ Model Number
- ❷ Finish Color - (see page [WN15](#))
- ❸ Grommet Color - (see page [WN14](#))
- ❹ Product Modification - (see page [WN9](#))

Description	D	W	H	CTN WT	CU FT	① Model	List Price No Tackboard	List Price With Tackboard
Double Height Open Storage Overhead Cabinet  	15 7/8	91 5/8	50 3/8	330	51	WN4B001-1692	\$11,144	COM \$12,867 A \$13,058 B \$13,097 C \$13,209 D \$13,368 E \$13,514 F \$13,679 G \$13,874 H \$14,265 I \$14,448 J \$14,791
<ul style="list-style-type: none"> • top shaped three sides • three adjustable shelves • hardware included for attachment to credenza • 1 1/2" wire access slot across the bottom of back panel • task lights available, see accessories price list • glass shelves available, specify and add \$1,042 list • unit without top, specify and deduct \$209 • flat cut for connection left or right end, specify and add \$996 list and indicate right or left end • flat cut for connection on both ends available, specify and add \$1,523 list • compartment height: 27" • compartment depth: 14" • worksurface to valance rail: 18" • com ydg: 1 3/4 								
Double Height Open Storage Overhead Cabinet  	15 7/8	85 5/8	50 3/8	313	47	WN4B001-1686	\$10,134	COM \$11,614 A \$11,778 B \$11,811 C \$11,908 D \$12,044 E \$12,170 F \$12,310 G \$12,478 H \$12,817 I \$12,979 J \$13,277
<ul style="list-style-type: none"> • top shaped three sides • three adjustable shelves • hardware included for attachment to credenza • 1 1/2" wire access slot across the bottom of back panel • task lights available, see accessories price list • glass shelves available, specify and add \$1,042 list • unit without top, specify and deduct \$192 • flat cut for connection left or right end, specify and add \$996 list and indicate right or left end • flat cut for connection on both ends available, specify and add \$1,523 list • compartment height: 27" • compartment depth: 14" • worksurface to valance rail: 18" • com ydg: 1 1/2 								
Double Height Open Storage Overhead Cabinet  	15 7/8	73 5/8	50 3/8	277	41	WN4B001-1674	\$9,128	COM \$10,475 A \$10,612 B \$10,639 C \$10,721 D \$10,833 E \$10,938 F \$11,055 G \$11,195 H \$11,486 I \$11,627 J \$11,882
<ul style="list-style-type: none"> • top shaped three sides • three adjustable shelves • hardware included for attachment to credenza • 1 1/2" wire access slot across the bottom of back panel • task lights available, see accessories price list • glass shelves available, specify and add \$776 list • unit without top, deduct \$165 • flat cut for connection left or right end, specify and add \$996 list and indicate right or left end • flat cut for connection on both ends available, specify and add \$1,523 list • compartment height: 27" • compartment depth: 14" • worksurface to valance rail: 18" • com ydg: 1 1/4 								

Description	D	W	H	CTN WT	CU FT	① Model	List Price No Tackboard	List Price With Tackboard
Double Height Open Storage Overhead Cabinet	15 7/8"	67 3/8"	50 3/8"	261	38	WN4B001-1668	\$8,590	COM \$9,703
  <ul style="list-style-type: none"> • top shaped three sides • three adjustable shelves • hardware included for attachment to credenza • 1 1/2" wire access slot across the bottom of back panel • task lights available, see accessories price list • glass shelves available, specify and add \$776 list • unit without top, deduct \$161 • flat cut for connection left or right end, specify and add \$996 list and indicate right or left end • flat cut for connection on both ends available, specify and add \$1,523 list • compartment height: 27" • compartment depth: 14" • worksurface to valance rail: 18" • com ydg: 1 1/4 	A \$9,839							
	B \$9,867							
	C \$9,948							
	D \$10,062							
	E \$10,165							
	F \$10,283							
	G \$10,423							
	H \$10,706							
	I \$10,842							
	J \$11,090							

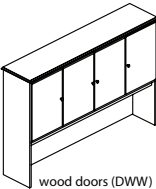
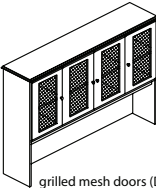
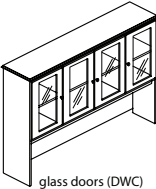
Double Height Open Storage Overhead Cabinet	15 7/8"	61 3/8"	50 3/8"	256	34	WN4B001-1662	\$7,747	COM \$8,499
  <ul style="list-style-type: none"> • top shaped three sides • three adjustable shelves • hardware included for attachment to credenza • 1 1/2" wire access slot across the bottom of back panel • task lights available, see accessories price list • glass shelves available, specify and add \$776 list • unit without top, deduct \$135 • flat cut for connection left or right end, specify and add \$996 list and indicate right or left end • flat cut for connection on both ends available, specify and add \$1,523 list • compartment height: 27" • compartment depth: 14" • worksurface to valance rail: 18" • com ydg: 1 	A \$8,608							
	B \$8,631							
	C \$8,696							
	D \$8,786							
	E \$8,869							
	F \$8,964							
	G \$9,075							
	H \$9,309							
	I \$9,424							
	J \$9,628							

To Order, Specify:

- ① Model Number
- ② Finish Color - (see page [WN15](#))
- ③ Fabric - vendor, pattern, color

29"	29"	29"
-----	-----	-----

27"	27"	27"
-----	-----	-----

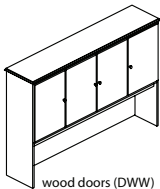
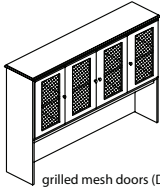
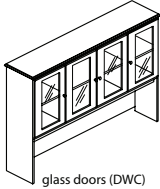
Description	D	W	H	CTN WT	CU FT	① Model	List Price No Tackboard	List Price With Tackboard
Double Height Storage Overhead Cabinet with 4 Doors	15 7⁄8	73 5⁄8	50 3⁄8	323	41	WN4BOS1-1674	\$10,275	COM \$11,626
 wood doors (DWW)								A \$11,763
 grilled mesh doors (DWM)								B \$11,790
 glass doors (DWC)								C \$11,871
								D \$11,985
								E \$12,088
								F \$12,205
								G \$12,346
								H \$12,646
								I \$12,798
								J \$13,062

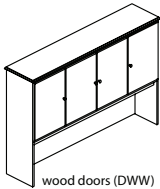
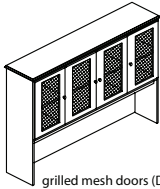
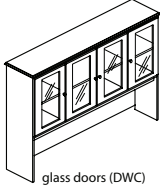

- top shaped three sides
- three adjustable shelves; one adjustable shelf per compartment
- hardware included for attachment to credenza
- 1 ½" wire access slot across the bottom of back panel
- task lights available, see [accessories price list](#)
- walden molding available on wood doors, specify and add \$648 list
- grilled mesh or glass doors available, specify and add \$566 list
- glass shelves available, specify and add \$776 list
- unit without top, deduct \$165 list
- locking doors available, specify and add \$459 list
- flat cut for connection left or right end, specify and add \$996 list and indicate right or left end
- flat cut for connection on both ends available, specify and add \$1,523 list
- compartment height: 27"
- compartment depth: 13 ¼"
- worksurface to valance rail: 18"
- com ydg: 1 ¼

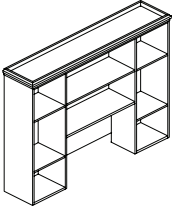

29"	29"	29"
-----	-----	-----

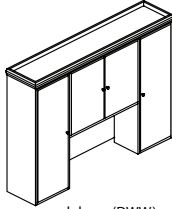
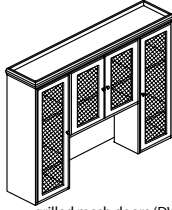
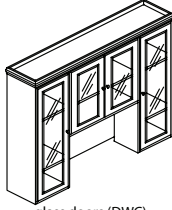
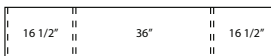
To Order, Specify:

- ① Model Number
- ② Finish Color - (see page [WN15](#))
- ③ Fabric - vendor, pattern, color
- ④ Pull Color - (see page [WN15](#))

Description	D	W	H	CTN WT	CU FT	① Model	List Price No Tackboard	List Price With Tackboard
Double Height Storage Overhead Cabinet with 4 Doors	15 7⁄8	67 5⁄8	50 3⁄8	301	38	WN4BOS1-1668	\$9,453	COM \$10,562
 wood doors (DWW)	<ul style="list-style-type: none">• top shaped three sides• three adjustable shelves; one adjustable shelf per compartment• hardware included for attachment to credenza• 1 ½" wire access slot across the bottom of back panel• task lights available, see accessories price list• walden molding available on wood doors, specify and add \$648 list• grilled mesh or glass doors available, specify and add \$566 list• glass shelves available, specify and add \$776 list• unit without top, deduct \$161 list• locking doors available, specify and add \$459 list• flat cut for connection left or right end, specify and add \$996 list and indicate right or left end• flat cut for connection on both ends available, specify and add \$1,523 list• compartment height: 27"• compartment depth: 13 ¼"• worksurface to valance rail: 18"• com ydg: 1 ¼"							A \$10,699
 grilled mesh doors (DWM)								B \$10,727
 glass doors (DWC)								C \$10,808
								D \$10,921
								E \$11,026
								F \$11,143
								G \$11,282
								H \$11,574
								I \$11,716
								J \$11,972

Double Height Storage Overhead Cabinet with 4 Doors	15 7/8	61 5/8	50 3/8	299	34	WN4BOS1-1662	\$8,609	COM \$9,363
 wood doors (DWW)	<ul style="list-style-type: none">• top shaped three sides• three adjustable shelves; one adjustable shelf per compartment• hardware included for attachment to credenza• 1 1/2" wire access slot across the bottom of back panel• task lights available, see accessories price list• walden molding available on wood doors, specify and add \$648 list• grilled mesh or glass doors available, specify and add \$566 list• glass shelves available, specify and add \$776 list• unit without top, deduct \$135 list• locking doors available, specify and add \$459 list• flat cut for connection left or right end, specify and add \$996 list and indicate right or left end• flat cut for connection on both ends available, specify and add \$1,523 list• compartment height: 27"• compartment depth: 13 1/4"• worksurface to valance rail: 18"• com ydg: 1							A \$9,472
 grilled mesh doors (DWM)								B \$9,495
 glass doors (DWC)								C \$9,559
								D \$9,650
								E \$9,733
								F \$9,827
								G \$9,939
								H \$10,180
								I \$10,301
								J \$10,514
								

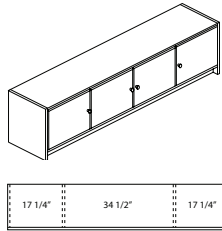
Description	D	W	H	CTN WT	CU FT	① Model	List Price No Tackboard	List Price With Tackboard
Open Overhead Storage Cabinet with Tower	15 7/8	73 3/8	51 3/8	259	42	WN4BST6-1674	\$7,565	COM \$8,198
 	<ul style="list-style-type: none"> top shaped three sides adjustable shelves hardware included for attachment to credenza 1 1/2" wire access slot across bottom of back panel task lights available, see accessories price list cornice top glass shelves available, specify and add \$776 list unit without top, deduct \$175 list left & right compartment height: 49 3/8" center compartment height: 27" compartment depth: 14" worksurface to valance rail: 18" com ydg: 3/4 							
	cornice tops are meant as stand alone units							
								A \$8,239
								B \$8,247
								C \$8,271
								D \$8,306
								E \$8,337
								F \$8,372
								G \$8,414
								H \$8,546
								I \$8,630
								J \$8,749

Overhead Storage Cabinet with Tower	15 7/8	73 3/8	51 3/8	429	42	WN4BST1-1674	\$9,579	COM \$10,214
   	<ul style="list-style-type: none"> top shaped three sides adjustable shelves hardware included for attachment to credenza 1 1/2" wire access slot across bottom of back panel task lights available, see accessories price list walden molding available on wood doors, specify and add \$648 list cornice top glass shelves available, specify and add \$776 list unit without top, deduct \$175 grilled mesh or glass doors available, specify and add \$566 list locking doors available, specify and add \$459 list left & right compartment height: 49 3/8" center compartment height: 27" compartment depth: 13 1/4" worksurface to valance rail: 18" com ydg: 3/4 							
	cornice tops are meant as stand alone units							
								A \$10,254
								B \$10,263
								C \$10,287
								D \$10,321
								E \$10,353
								F \$10,387
								G \$10,430
								H \$10,579
								I \$10,681
								J \$10,815

To Order, Specify:

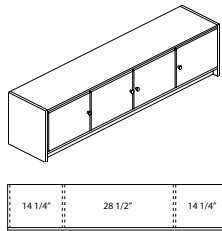
- ① Model Number
- ② Finish Color - (see page [WN15](#))
- ③ Pull Color - (see page [WN15](#))
- ④ Fabric - vendor, pattern, color

Description	D	W	H	CTN WT	CU FT	① Model	List Price
Wall Mount Overhead with 4 Doors	15 ⅞	72	18 ¾	208	16	WN4BBW1-1572	\$5,166



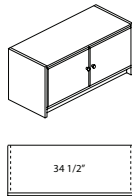
- without top
- mounting brackets included
- valance rail
- wire management grommet in back panel
- locking doors available, specify and add \$459 list

Wall Mount Overhead with 4 Doors	15 ⅞	60	18 ¾	172	13	WN4BBW1-1560	\$4,880
----------------------------------	------	----	------	-----	----	--------------	---------



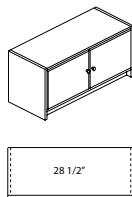
- without top
- mounting brackets included
- valance rail
- wire management grommet in back panel
- locking doors available, specify and add \$459 list

Wall Mount Overhead with 2 Doors	15 ⅞	36	18 ¾	114	8	WN4BBW1-1536	\$4,139
----------------------------------	------	----	------	-----	---	--------------	---------

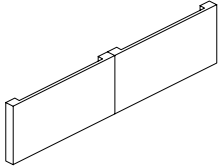


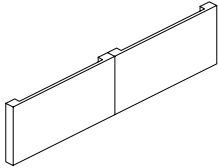
- without top
- mounting brackets included
- valance rail
- wire management grommet in back panel
- locking doors available, specify and add \$153 list

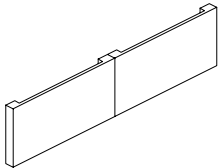
Wall Mount Overhead with 2 Doors	15 ⅞	30	18 ¾	87	7	WN4BBW1-1530	\$3,962
----------------------------------	------	----	------	----	---	--------------	---------



- without top
- mounting brackets included
- valance rail
- wire management grommet in back panel
- locking doors available, specify and add \$153 list

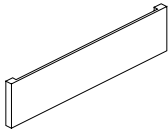
Description	D	W	H	CTN WT	CU FT	① Model	List Price Per Grade
84" w Wall Mount Tackboard	1 ½	84	21 ½	35	4	GP9HTB1-8422	COM \$1,708
 <ul style="list-style-type: none"> · use with wall mounted storage · com ydg: 1 ½ 							A \$1,845
							B \$1,873
							C \$1,953
							D \$2,067
							E \$2,172
							F \$2,289
							G \$2,428
							H \$2,641
							I \$2,710
							J \$2,893

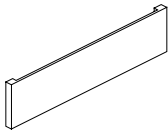
72" w Wall Mount Tackboard	1 ½	72	21 ½	30	4	GP9HTB1-7222	COM \$1,463
 <ul style="list-style-type: none"> · use with wall mounted storage · com ydg: 1 ¼ 							A \$1,586
							B \$1,612
							C \$1,684
							D \$1,786
							E \$1,881
							F \$1,985
							G \$2,112
							H \$2,302
							I \$2,364
							J \$2,528

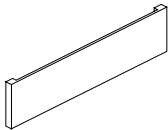
66" w Wall Mount Tackboard	1 ½	66	21 ½	26	3	GP9HTB1-6622	COM \$1,344
 <ul style="list-style-type: none"> · use with wall mounted storage · com ydg: 1 ¼ 							A \$1,453
							B \$1,475
							C \$1,539
							D \$1,630
							E \$1,714
							F \$1,807
							G \$1,919
							H \$2,089
							I \$2,144
							J \$2,290

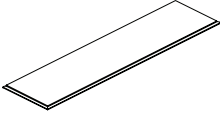
To Order, Specify:

- ① Model Number
- ② (see page [WN15](#))
- ③ Finish Color - (see page [WN15](#))
- ④ Fabric - vendor, pattern, color


Description	D	W	H	CTN WT	CU FT	① Model	List Price Per Grade
54" w Wall Mount Tackboard	1 ½	54	21 ½	22	3	GP9HTB1-5422	COM \$1,127
	· use with wall mounted storage						A \$1,223
	· com ydg: 1 ¾						B \$1,242
							C \$1,300
							D \$1,379
							E \$1,452
							F \$1,533
							G \$1,631
							H \$1,780
							I \$1,828
							J \$1,955

36" w Wall Mount Tackboard	1 ½	36	21 ½	15	2	GP9HTB1-3622	COM \$761
	· use with wall mounted storage						A \$828
	· com ydg: 1 ¼						B \$842
							C \$883
							D \$940
							E \$992
							F \$1,050
							G \$1,119
							H \$1,225
							I \$1,260
							J \$1,349

30" w Wall Mount Tackboard	1 ½	30	21 ½	14	2	GP9HTB1-3022	COM \$632
	· use with wall mounted storage						A \$686
	· com ydg: 1						B \$697
							C \$730
							D \$776
							E \$817
							F \$864
							G \$919
							H \$1,004
							I \$1,032
							J \$1,104

Description	D	W	H	CTN WT	CU FT	① Model	List Price
Modular Storage Top 	15 7/8	121 5/8	1 1/8	73	4	WN70TU1-16122	\$3,450
	15 7/8	109 5/8	1 1/8	67	4	WN70TU1-16110	\$2,930
	15 7/8	91 5/8	1 1/8	55	3	WN70TU1-1692	\$1,957
	15 7/8	73 3/8	1 1/8	46	2	WN70TU1-1674	\$1,814
	15 7/8	61 5/8	1 1/8	39	2	WN70TU1-1662	\$1,270
	15 7/8	37 3/8	1 1/8	24	1	WN70TU1-1638	\$1,093
	15 7/8	31 5/8	1 1/8	21	1	WN70TU1-1632	\$774
	15 7/8	19 5/8	1 1/8	15	1	WN70TU1-1620	\$650

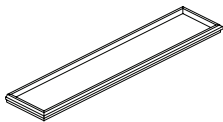
- shaped three sides
- flat cut for connection left or right end, specify and add \$996 list and indicate right or left end
- flat cut for connection on both ends available, specify and add \$1,523 list
- WN70TU1-16122 use with four 30" bookcases
- WN70TU1-16110 use with three 36" bookcases
- WN70TU1-1692 use with three 30" bookcases
- WN70TU1-1674 use with two 36" bookcases
- WN70TU1-1662 use with two 30" bookcases
- WN70TU1-1638 use with one 36" bookcases
- WN70TU1-1632 use with one 30" bookcases
- WN70TU1-1620 use with one 18" bookcases

Modular Storage Base 	15 5/8	121 3/8	3	62	6	WN7MBB1-16122	\$2,444
	15 5/8	109 3/8	3	60	6	WN7MBB1-16110	\$1,989
	15 5/8	91 3/8	3	51	5	WN7MBB1-1692	\$1,660
	15 5/8	73 3/8	3	42	4	WN7MBB1-1674	\$1,462
	15 5/8	61 3/8	3	36	3	WN7MBB1-1662	\$1,203
	15 5/8	37 3/8	3	24	2	WN7MBB1-1638	\$1,115
	15 5/8	31 3/8	3	20	2	WN7MBB1-1632	\$794

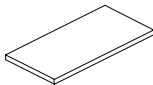
- shaped three sides
- used to make floor-bases bookcases
- flat cut for connection left or right end, specify and add \$996 list and indicate right or left end
- flat cut for connection on both ends available, specify and add \$1,523 list
- WN7MBB1-16122 use with four 30" bookcases
- WN7MBB1-16110 use with three 36" bookcases
- WN7MBB1-1692 use with three 30" bookcases
- WN7MBB1-1674 use with two 36" bookcases
- WN7MBB1-1662 use with two 30" bookcases
- WN7MBB1-1638 use with one 36" bookcases
- WN7MBB1-1632 use with one 30" bookcases

To Order, Specify:

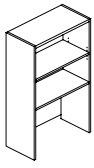
- ① Model Number
- ② Finish Color - (see page [WN15](#))
- ③ Fabric - vendor, pattern, color

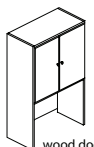
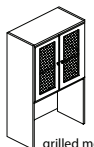
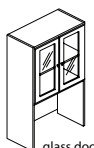
Description	D	W	H	CTN WT	CU FT	❶ Model	List Price
Modular Overhead Cornice Top 	15 7⁄8	121 5⁄8	2 1⁄2	64	6	WN70TC1-16122	\$2,444
	15 7⁄8	109 5⁄8	2 1⁄2	58	5	WN70TC1-16110	\$1,953
	15 7⁄8	91 5⁄8	2 1⁄2	49	4	WN70TC1-1692	\$1,797
	15 7⁄8	73 5⁄8	2 1⁄2	37	4	WN70TC1-1674	\$1,538
	15 7⁄8	61 5⁄8	2 1⁄2	34	3	WN70TC1-1662	\$1,213
	15 7⁄8	37 5⁄8	2 1⁄2	23	2	WN70TC1-1638	\$1,070
	15 7⁄8	31 5⁄8	2 1⁄2	20	2	WN70TC1-1632	\$814

- shaped three sides
- WN70TC1-16122 use with four 30" bookcases
- WN70TC1-16110 use with three 36" bookcases
- WN70TC1-1692 use with three 30" bookcases
- WN70TC1-1674 use with two 36" bookcases
- WN70TC1-1662 use with two 30" bookcases
- WN70TC1-1638 use with one 36" bookcases
- WN70TC1-1632 use with one 30" bookcases

Cornice Top Filler Panel 	15	30	3⁄4	24	1	WN7FLP1-1530	\$687
--	----	----	-----	----	---	--------------	-------

- use with modular overhead cornice top and two worksurface storage towers

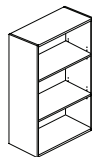
Description	D	W	H	CTN WT	CU FT	① Model	List Price No Tackboard	List Price With Tackboard
Open Bookcase Storage Tower	15 1/8	30	49 1/8	129	16	WN4SUB6-1530	\$3,998	COM \$4,748
 <ul style="list-style-type: none"> adjustable shelf without top hardware for attachment to credenza 1 1/2" wire access slot across bottom of back panel task lights available, see accessories price list glass shelf available, specify and add \$400 list interior dimensions: 14"d x 28 1/2"w x 27"h worksurface to valance rail: 18" com: 1/2 								A \$4,775
								B \$4,780
								C \$4,796
								D \$4,819
								E \$4,840
								F \$4,864
								G \$4,891
								H \$4,973
								I \$5,024
								J \$5,096

Storage Tower with Doors	15 1/8	30	49 1/8	168	16	WN4SUB1-1530	\$5,349	COM \$6,143
 wood doors  grilled meshed doors  glass doors								A \$6,170
								B \$6,176
								C \$6,192
								D \$6,214
								E \$6,236
								F \$6,259
								G \$6,286
								H \$6,381
								I \$6,443
								J \$6,527

To Order, Specify:

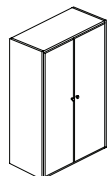
- ① Model Number
- ② Finish Color - (see page [WN15](#))
- ③ Pull Color - (see page [WN15](#))
- ④ Fabric - vendor, pattern, color

Description	D	W	H	CTN WT	CU FT	❶ Model	List Price
Open Storage Tower	15 ⅞	36	49 ⅞	149	19	WN50ST1-1636	\$4,177
	15 ⅞	30	49 ⅞	138	16	WN50ST1-1630	\$3,732

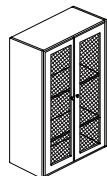


- two adjustable shelves
- without top
- glass shelves available, specify and add \$456 list

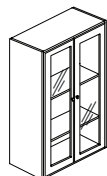
Storage Tower with Doors	15 ⅞	36	49 ⅞	194	19	WN5FDS1-1636	\$5,909
	15 ⅞	30	49 ⅞	168	16	WN5FDS1-1630	\$5,328



wood doors



grilled mesh doors



glass doors


- two adjustable shelves
- without top
- walden molding available on wood doors, specify and add \$326 list
- grilled mesh or glass doors available, specify and add \$287 list
- glass shelves available, specify and add \$456 list
- locking doors available, specify and add \$153 list

WALDEN

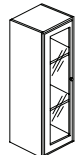
Description	D	W	H	CTN WT	CU FT	❶ Model	List Price
Storage Tower with Door	15 7⁄8	18	49 1⁄8	101	10	WN5FDS1R-1618	\$4,398
	15 7⁄8	18	49 1⁄8	101	10	WN5FDS1L-1618	\$4,398



wood doors



grilled mesh doors



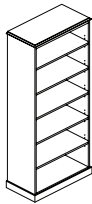
glass doors

- two adjustable shelves
- without top
- walden molding available on wood doors, specify and add \$166 list
- grilled mesh or glass doors available, specify and add \$148 list
- glass shelves available, specify and add \$325 list
- locking door available, specify and add \$153 list
- hinge door determines left or right

To Order, Specify:

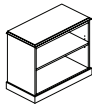
- ❶ Model Number
- ❷ Finish Color - (see page [WN15](#))
- ❸ Pull Color - (see page [WN15](#))

Description	D	W	H	CTN WT	CU FT	① Model	List Price
79"h Bookcase	15 ⁷ / ₈	37 ⁵ / ₈	79 ¹ / ₈	160	32	WN60BK1-3879	\$5,667

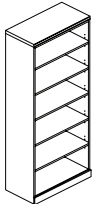


- aligns with overheads
- top and base shaped three sides
- finished, inset back panel
- five adjustable shelves
- properly secure to prevent tipping (hardware not included)
- WNOHDS1-3501 heavy duty shelf available, specify and add \$237 each
- flat cut for connection left or right end, specify and add \$996 list and indicate right or left end
- flat cut for connection on both ends available, specify and add \$1,523 list
- unfinished back panel available, specify and deduct \$139

29"h Bookcase	15 ⁷ / ₈	37 ⁵ / ₈	28 ³ / ₄	82	12	WN60BK1-3829	\$3,300
---------------	--------------------------------	--------------------------------	--------------------------------	----	----	--------------	---------

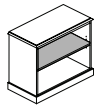


- aligns with worksurface
- top and base shaped three sides
- finished, inset back panel
- one adjustable shelf
- properly secure to prevent tipping (hardware not included)
- WNOHDS1-3501 heavy duty shelf available, specify and add \$237 each
- flat cut for connection left or right end, specify and add \$996 list and indicate right or left end
- flat cut for connection on both ends available, specify and add \$1,523 list
- unfinished back panel available, specify and deduct \$72

Description	D	W	H	CTN WT	CU FT	❶ Model	List Price
	15 7/8	35 7/8	84	168	34	GP60BK8-3684	\$5,518
	15 7/8	35 7/8	72	159	29	GP60BK8-3672	\$5,047
	15 7/8	35 7/8	60	130	24	GP60BK8-3660	\$4,457
	15 7/8	35 7/8	48	111	20	GP60BK8-3648	\$3,759
	15 7/8	35 7/8	36	101	15	GP60BK8-3636	\$3,362
	15 7/8	35 7/8	30	87	13	GP60BK8-3630	\$2,996

- top and base shaped front only
- finished, inset back panel
- properly secure to prevent tipping (hardware not included)
- GPOHDS1-3501 heavy duty shelf available, specify and add \$237 list each
- unfinished back panel available -3684, -3672, 3660, specify and deduct \$139 list, -3648, -3636, -3630 specify and deduct \$72 list
- -3684 six adjustable shelves
- -3672 five adjustable shelves
- -3660 four adjustable shelves
- -3648 three adjustable shelves
- -3636 two adjustable shelves
- -3630 one adjustable shelf

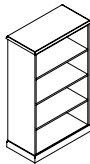
Heavy Duty Shelf	13 1/4	34 1/2	1	15	1	GPOHDS1-3501	\$379
------------------	--------	--------	---	----	---	--------------	-------



To Order, Specify:

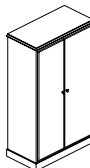
- ❶ Model Number
 ❷ Finish Color - (see page [WN15](#))

Description	D	W	H	CTN WT	CU FT	❶ Model	List Price
Open Storage Cabinet	15 7⁄8	31 ½	53	155	19	WN6TOB1-3253	\$4,798

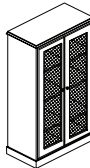


- top and base shaped three sides
- three adjustable shelves

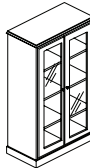
Storage Cabinet with Doors	15 7⁄8	31 ½	53	186	19	WN6TDB1-3253	\$6,404
----------------------------	--------	------	----	-----	----	--------------	---------



wood doors



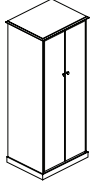
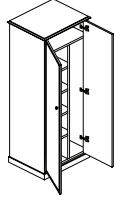
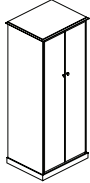
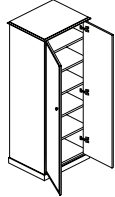
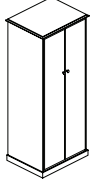
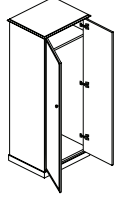
grilled mesh doors



glass doors

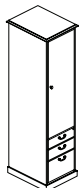
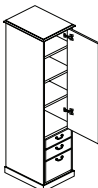
- top and base shaped three sides
- three adjustable shelves
- walden molding available on wood doors, specify and add \$326 list
- grilled mesh or glass doors available, specify and add \$287 list
- glass shelves available, specify and add \$456 list
- locking doors available, specify and add \$153 list

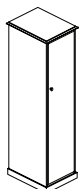
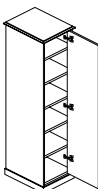
WALDEN

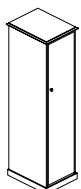
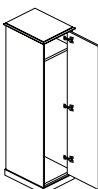
Description	D	W	H	CTN WT	CU FT	❶ Model	List Price
Storage Wardrobe Cabinet	24 5/8	37 5/8	79 1/8	431	51	WN6ADS3-2538	\$14,301
 	24 5/8	31 5/8	79 1/8	379	43	WN6ADS3-2532	\$13,010
<ul style="list-style-type: none"> • top and base shaped three sides • fixed shelf in wardrobe • coat hook in wardrobe • four adjustable shelves • locking doors available, specify and add \$153 list • flat cut for connection left or right end, specify and add \$996 list and indicate right or left end • flat cut for connection on both ends available, specify and add \$1,523 list • -2538 shelf compartment: 22 5/8"w • -2532 shelf compartment: 17 5/8"w • -2538 wardrobe compartment: 11 1/8"w • -2532 wardrobe compartment: 10 1/8"w 							
Storage Cabinet	24 5/8	37 5/8	79 1/8	422	51	WN6ADS2-2538	\$13,599
 	24 5/8	31 5/8	79 1/8	367	43	WN6ADS2-2532	\$12,734
<ul style="list-style-type: none"> • top and base shaped three sides • one fixed shelf • four adjustable shelves • locking doors available, specify and add \$153 list • flat cut for connection left or right end, specify and add \$996 list and indicate right or left end • flat cut for connection on both ends available, specify and add \$1,523 list 							
Wardrobe Cabinet	24 5/8	37 5/8	79 1/8	357	51	WN6ADS1-2538	\$12,610
 	24 5/8	31 5/8	79 1/8	314	43	WN6ADS1-2532	\$11,770
<ul style="list-style-type: none"> • top and base shaped three sides • one adjustable shelf • hanging bar • locking doors available, specify and add \$153 list • flat cut for connection left or right end, specify and add \$996 list and indicate right or left end • flat cut for connection on both ends available, specify and add \$1,523 list 							

To Order, Specify:

- ❶ Model Number
 ❷ Finish Color - (see page [WN15](#))
 ❸ Pull Color - (see page [WN15](#))

Description	D	W	H	CTN WT	CU FT	① Model	List Price
Storage Cabinet - Box/Box/File	24 7⁄8	19 5⁄8	79 1⁄8	258	28	WN6DDS2R-2520	\$8,255
  right shown	24 7⁄8	19 5⁄8	79 1⁄8	258	28	WN6DDS2L-2520	\$8,255
<ul style="list-style-type: none">· top and base shaped three sides· one fixed shelf· two adjustable shelves· pedestal front locking· wood drawers standard, v-fold drawers available, specify and deduct \$60· locking door available, specify and add \$153 list· flat cut for connection left or right end, specify and add \$996 list and indicate right or left end· flat cut for connection on both ends available, specify and add \$1,523 list							

Storage Cabinet	24 7⁄8	19 5⁄8	79 1⁄8	242	28	WN6ADS2R-2520	\$7,067
  right shown	24 7⁄8	19 5⁄8	79 1⁄8	242	28	WN6ADS2L-2520	\$7,067
<ul style="list-style-type: none">· top and base shaped three sides· one fixed shelf· four adjustable shelves· locking door available, specify and add \$153 list· flat cut for connection left or right end, specify and add \$996 list and indicate right or left end· flat cut for connection on both ends available, specify and add \$1,523 list							

Wardrobe Cabinet	24 7⁄8	19 5⁄8	79 1⁄8	211	28	WN6ADS1R-2520	\$6,600
  right shown	24 7⁄8	19 5⁄8	79 1⁄8	211	28	WN6ADS1L-2520	\$6,600
<ul style="list-style-type: none">· top and base shaped three sides· one fixed shelf· hanging bar· locking door available, specify and add \$153 list· flat cut for connection left or right end, specify and add \$996 list and indicate right or left end· flat cut for connection on both ends available, specify and add \$1,523 list							

Description	D	W	H	CTN WT	CU FT	① Model	List Price
Four Drawer Lateral File	24 5/8	37 5/8	54	294	35	WN6FLT1-2538	\$9,777
	24 5/8	31 5/8	54	258	30	WN6FLT1-2532	\$9,465



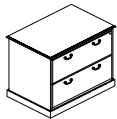
- top and base shaped three sides
- pedestal front locking
- wood drawers standard, v-fold drawers available, specify and deduct \$60
- reinforced drawer bottoms

Three Drawer Lateral File	24 5/8	37 5/8	41 3/8	231	27	WN6FLM1-2538	\$8,100
	24 5/8	31 5/8	41 3/8	203	23	WN6FLM1-2532	\$7,854



- top and base shaped three sides
- pedestal front locking
- wood drawers standard, v-fold drawers available, specify and deduct \$60
- reinforced drawer bottoms

Two Drawer Lateral File	24 5/8	37 5/8	28 3/4	169	19	WN6FLS1-2538	\$6,861
-------------------------	--------	--------	--------	-----	----	--------------	---------



- top and base shaped three sides
- pedestal front locking
- wood drawers standard, v-fold drawers available, specify and deduct \$60
- reinforced drawer bottoms
- flat cut for connection left or right end, specify and add \$996 list and indicate right or left end
- flat cut for connection on both ends available, specify and add \$1,523 list

To Order, Specify:

- ① Model Number
- ② Finish Color - (see page [WN15](#))
- ③ Pull Color - (see page [WN15](#))
- ④ Product Modification - (see page [WN9](#))

Product Modifications:

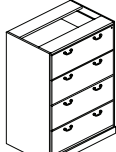
Pedestal Change - see page [WN9](#)

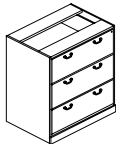
Description	D	W	H	CTN WT	CU FT	❶ Model	List Price
Mobile Box/File Pedestal	23	15 7/8	23	94	6	WN6MBP6-2316	\$3,013

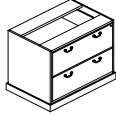


- pedestal front locking
- wood drawers standard, v-fold drawers available, specify and deduct \$60
- recessed finger pull under top overhang
- casters: front two are locking

WALDEN

Description	D	W	H	CTN WT	CU FT	❶ Model	List Price
Four Drawer Lateral without Top 	24 3/8	36	52 7/8	260	32	WN7FLT1-2436	\$8,864
	24 3/8	30	52 7/8	233	27	WN7FLT1-2430	\$8,574
<ul style="list-style-type: none"> • base shaped front only • pedestal front locking • wood drawers standard, v-fold drawers available, specify and deduct \$60 • reinforced drawer bottoms 							

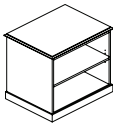
Three Drawer Lateral File without Top 	24 3/8	36	40 1/8	202	24	WN7FLM1-2436	\$6,933
	24 3/8	30	40 1/8	177	21	WN7FLM1-2430	\$6,687
<ul style="list-style-type: none"> • base shaped front only • pedestal front locking • wood drawers standard, v-fold drawers available, specify and deduct \$60 • reinforced drawer bottoms 							

Two Drawer Lateral File without Top 	24 3/8	37 1/8	27 5/8	136	15	WN7FLS1-2537	\$6,078
<ul style="list-style-type: none"> • base shaped three sides • pedestal front locking • wood drawers standard, v-fold drawers available, specify and deduct \$60 • reinforced drawer bottoms • flat cut for connection left or right end, specify and add \$996 list and indicate right or left end • flat cut for connection on both ends available, specify and add \$1,523 list 							

To Order, Specify:

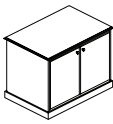
- ❶ Model Number
 ❷ Finish Color - (see page [WN15](#))
 ❸ Pull Color - (see page [WN15](#))

Description	D	W	H	CTN WT	CU FT	① Model	List Price
Open Pedestal	24 5/8	31 5/8	28 3/4	123	16	WN60TT1-2532	\$3,798



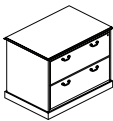
- top and base shaped three sides
- one adjustable shelf
- flat cut for connection left or right end, specify and add \$996 list and indicate right or left end
- flat cut for connection on both ends available, specify and add \$1,523 list

Hinge Door Pedestal	24 5/8	31 5/8	28 3/4	137	16	WN6HDT1-2532	\$4,795
---------------------	--------	--------	--------	-----	----	--------------	---------



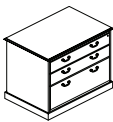
- top and base shaped three sides
- one adjustable shelf
- locking doors available, specify and add \$153 list
- flat cut for connection left or right end, specify and add \$996 list and indicate right or left end
- flat cut for connection on both ends available, specify and add \$1,523 list

File/File Pedestal	24 5/8	31 5/8	28 3/4	148	16	WN6PTM-2532	\$5,625
--------------------	--------	--------	--------	-----	----	-------------	---------




- top and base shaped three sides
- pedestal front locking
- wood drawers standard, v-fold drawers available, specify and deduct \$60
- reinforced drawer bottoms
- flat cut for connection left or right end, specify and add \$996 list and indicate right or left end
- flat cut for connection on both ends available, specify and add \$1,523 list

Box/Box/File Pedestal	24 5/8	31 5/8	28 3/4	149	16	WN6PTT1-2532	\$5,625
-----------------------	--------	--------	--------	-----	----	--------------	---------




- top and base shaped three sides
- pedestal front locking
- wood drawers standard, v-fold drawers available, specify and deduct \$60
- reinforced drawer bottoms
- flat cut for connection left or right end, specify and add \$996 list and indicate right or left end
- flat cut for connection on both ends available, specify and add \$1,523 list

Description	D	W	H	CTN WT	CU FT	① Model	List Price
Box/Box/File Pedestal	24 ⁵ / ₈	19 ⁵ / ₈	28 ³ / ₄	109	11	WN6PTT1-2520	\$4,479



- top and base shaped three sides
- pedestal front locking
- wood drawers standard, v-fold drawers available, specify and deduct \$60
- flat cut for connection left or right end, specify and add \$996 list and indicate right or left end
- flat cut for connection on both ends available, specify and add \$1,523 list

File/File Pedestal	24 ⁵ / ₈	19 ⁵ / ₈	28 ³ / ₄	107	11	WN6PTTM-2520	\$4,479
--------------------	--------------------------------	--------------------------------	--------------------------------	-----	----	--------------	---------

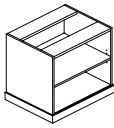


- top and base shaped three sides
- pedestal front locking
- wood drawers standard, v-fold drawers available, specify and deduct \$60
- flat cut for connection left or right end, specify and add \$996 list and indicate right or left end
- flat cut for connection on both ends available, specify and add \$1,523 list

To Order, Specify:

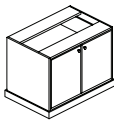
- ① Model Number
- ② Finish Color - (see page [WN15](#))
- ③ Pull Color - (see page [WN15](#))
- ④ Product Modification - (see page [WN9](#))

Description	D	W	H	CTN WT	CU FT	① Model	List Price
Open Pedestal without Top	24 ¾	31 ½	27 ⅝	91	15	WN70TN1-2531	\$3,109



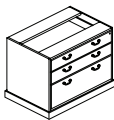
- base shaped three sides
- one adjustable shelf
- flat cut for connection left or right end, specify and add \$996 list and indicate right or left end
- flat cut for connection on both ends available, specify and add \$1,523 list

Hinge Door Pedestal without Top	24 ¾	31 ½	27 ⅝	111	15	WN7HDN1-2531	\$4,111
---------------------------------	------	------	------	-----	----	--------------	---------



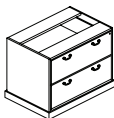
- base shaped three sides
- one adjustable shelf
- locking doors available, specify and add \$153 list
- flat cut for connection left or right end, specify and add \$996 list and indicate right or left end
- flat cut for connection on both ends available, specify and add \$1,523 list

Box/Box/File Pedestal without Top	24 ¾	31 ½	27 ⅝	122	15	WN7PTN1-2531	\$4,934
-----------------------------------	------	------	------	-----	----	--------------	---------



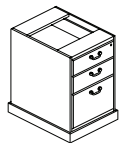
- base shaped three sides
- pedestal front locking
- wood drawers standard, v-fold drawers available, specify and deduct \$60
- reinforced drawer bottoms
- flat cut for connection left or right end, specify and add \$996 list and indicate right or left end
- flat cut for connection on both ends available, specify and add \$1,523 list

File/File Pedestal without Top	24 ¾	31 ½	27 ⅝	121	15	WN7PTNM-2531	\$4,934
--------------------------------	------	------	------	-----	----	--------------	---------



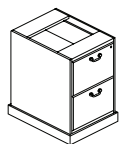
- base shaped three sides
- pedestal front locking
- wood drawers standard, v-fold drawers available, specify and deduct \$60
- reinforced drawer bottoms
- flat cut for connection left or right end, specify and add \$996 list and indicate right or left end
- flat cut for connection on both ends available, specify and add \$1,523 list

Description	D	W	H	CTN WT	CU FT	❶ Model	List Price
Box/Box/File Pedestal without Top	24 ³ / ₈	19 ¹ / ₈	27 ⁵ / ₈	92	10	WN7PTN1-2519	\$3,671



- base shaped three sides
- pedestal front locking
- wood drawers standard, v-fold drawers available, specify and deduct \$60
- flat cut for connection left or right end, specify and add \$996 list and indicate right or left end
- flat cut for connection on both ends available, specify and add \$1,523 list

File/File Pedestal without Top	24 ³ / ₈	19 ¹ / ₈	27 ⁵ / ₈	91	10	WN7PTNM-2519	\$3,671
--------------------------------	--------------------------------	--------------------------------	--------------------------------	----	----	--------------	---------



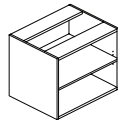
- base shaped three sides
- pedestal front locking
- wood drawers standard, v-fold drawers available, specify and deduct \$60
- flat cut for connection left or right end, specify and add \$996 list and indicate right or left end
- flat cut for connection on both ends available, specify and add \$1,523 list

To Order, Specify:

- ❶ Model Number
- ❷ Finish Color - (see page [WN15](#))
- ❸ Pull Color - (see page [WN15](#))

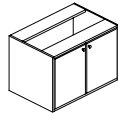
Description	D	W	H	CTN WT	CU FT	❶ Model	List Price
Open Pedestal without Top and Base	24 1⁄8	30	24 3⁄8	76	13	WN70TZ1-2430	\$2,410

- one adjustable shelf



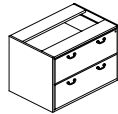
Hinge Door Pedestal without Top and Base	24 1⁄8	30	24 3⁄8	91	13	WN7HTZ1-2430	\$3,413
--	--------	----	--------	----	----	--------------	---------

- one adjustable shelf
- locking doors available, specify and add \$153 list



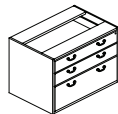
Two Drawer Lateral File without Top and Base	24 1⁄8	36	24 3⁄8	114	15	WN7FLSC-2436	\$5,287
--	--------	----	--------	-----	----	--------------	---------

- pedestal front locking
- wood drawers standard, v-fold drawers available, specify and deduct \$60
- reinforced drawer bottoms



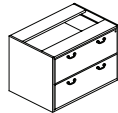
Box/Box/File Pedestal without Top and Base	24 1⁄8	30	24 3⁄8	104	13	WN7PTZ1-2430	\$4,236
--	--------	----	--------	-----	----	--------------	---------

- pedestal front locking
- wood drawers standard, v-fold drawers available, specify and deduct \$60
- reinforced drawer bottoms

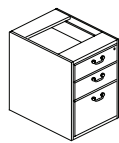


File/File Pedestal without Top and Base	24 1⁄8	30	24 3⁄8	101	13	WN7PTZM-2430	\$4,236
---	--------	----	--------	-----	----	--------------	---------

- pedestal front locking
- wood drawers standard, v-fold drawers available, specify and deduct \$60
- reinforced drawer bottoms

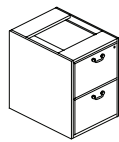


Description	D	W	H	CTN WT	CU FT	❶ Model	List Price
Box/Box/File Pedestal without Top and Base	24 1⁄8	18	24 3⁄8	79	8	WN7PTZ1-2418	\$3,165



- pedestal front locking
- wood drawers standard, v-fold drawers available, specify and deduct \$60

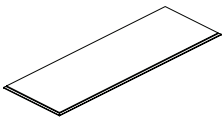
File/File Pedestal without Top and Base	24 1⁄8	18	24 3⁄8	78	8	WN7PTZM-2418	\$3,165
---	--------	----	--------	----	---	--------------	---------



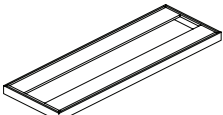
- pedestal front locking
- wood drawers standard, v-fold drawers available, specify and deduct \$60

To Order, Specify:

- ❶ Model Number
- ❷ Finish Color - (see page [WN15](#))
- ❸ Pull Color - (see page [WN15](#))

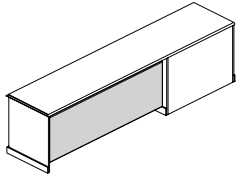
Description	D	W	H	CTN WT	CU FT	① Model	List Price
Modular Top 	24 3/8	121 5/8	1 1/8	112	6	WN7WTU1-25122	\$3,657
	24 3/8	109 5/8	1 1/8	101	6	WN7WTU1-25110	\$3,178
	24 3/8	91 5/8	1 1/8	84	5	WN7WTU1-2592	\$2,075
	24 3/8	85 5/8	1 1/8	80	6	WN7WTU1-2586	\$1,691
	24 3/8	73 5/8	1 1/8	69	4	WN7WTU1-2574	\$1,605
	24 3/8	67 5/8	1 1/8	63	3	WN7WTU1-2568	\$1,339
	24 3/8	61 5/8	1 1/8	58	3	WN7WTU1-2562	\$1,297
	24 3/8	55 5/8	1 1/8	52	3	WN7WTU1-2556	\$1,274
	24 3/8	37 5/8	1 1/8	37	2	WN7WTU1-2538	\$884
	24 3/8	31 5/8	1 1/8	31	2	WN7WTU1-2532	\$802
	24 3/8	19 5/8	1 1/8	20	1	WN7WTU1-2520	\$764

- shaped three sides
- flat cut for connection left or right end, specify and add \$996 list and indicate right or left end
- flat cut for connection on both ends available, specify and add \$1,523 list
- WN7WTU1-25122 use with four 30" modular units
- WN7WTU1-25110 use with three 36" modular units
- WN7WTU1-2592 use with three 30" modular units
- WN7WTU1-2586 use with miscellaneous units
- WN7WTU1-2574 use with two 36" or one 36" and two 18" modular units
- WN7WTU1-2568 use with miscellaneous units
- WN7WTU1-2562 use with two 30" modular units
- WN7WTU1-2556 use with three 18" modular units
- WN7WTU1-2538 use with one 36" or two 18" modular units
- WN7WTU1-2532 use with one 30" modular unit
- WN7WTU1-2520 use with one 20" modular unit

Modular Base 	24 3/8	121 3/8	3	71	10	WN7MBS1-25121	\$2,651
	24 3/8	109 3/8	3	66	8	WN7MBS1-25109	\$2,215
	24 3/8	91 3/8	3	56	7	WN7MBS1-2591	\$1,735
	24 3/8	73 3/8	3	46	6	WN7MBS1-2573	\$1,392
	24 3/8	67 3/8	3	43	5	WN7MBS1-2567	\$1,392
	24 3/8	61 3/8	3	39	5	WN7MBS1-2561	\$1,244
	24 3/8	55 3/8	3	37	3	WN7MBS1-2555	\$1,244
	24 3/8	37 3/8	3	27	3	WN7MBS1-2537	\$940
	24 3/8	31 3/8	3	24	3	WN7MBS1-2531	\$807
	24 3/8	19 3/8	3	17	2	WN7MBS1-2519	\$590

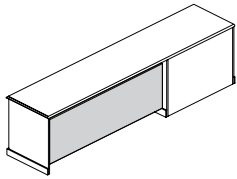
- shaped three sides
- flat cut for connection left or right end, specify and add \$996 list and indicate right or left end
- flat cut for connection on both ends available, specify and add \$1,523 list
- WN7MBS1-25121 use with four 30" modular units
- WN7MBS1-25109 use with three 36" modular units
- WN7MBS1-2591 use with three 30" modular units
- WN7MBS1-2573 use with two 36" modular units
- WN7MBS1-2567 use with one 30" and two 18" modular units
- WN7MBS1-2561 use with two 30" modular units
- WN7MBS1-2555 use with three 18" modular units
- WN7MBS1-2537 use with one 36" or two 18" modular units
- WN7MBS1-2531 use with one 30" modular unit
- WN7MBS1-2519 use with one 18" modular unit

Description	D	W	H	CTN WT	CU FT	❶ Model	List Price
Modesty Panel	$\frac{3}{4}$	59 $\frac{1}{4}$	24 $\frac{3}{8}$	34	3	WN7WMP1-5924	\$1,334



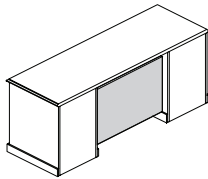
- use between an end panel and a 30" pedestal to make a 60" kneespace

Modesty Panel	$\frac{3}{4}$	53 $\frac{1}{4}$	24 $\frac{3}{8}$	31	2	WN7WMP1-5324	\$1,256
---------------	---------------	------------------	------------------	----	---	--------------	---------



- use between an end panel and a 36" pedestal to make a 54" open corner kneespace

Modesty Panel	$\frac{3}{4}$	30	24 $\frac{5}{8}$	18	1	WN7WMP1-3024	\$1,155
---------------	---------------	----	------------------	----	---	--------------	---------

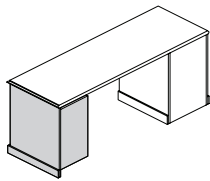


- use between two pedestals to make a 30" center kneespace

To Order, Specify:

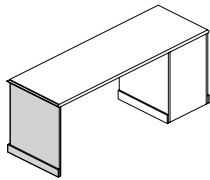
- ❶ Model Number
❷ Finish Color - (see page [WN15](#))

Description	D	W	H	CTN WT	CU FT	① Model	List Price
End L-Support Panel	23 7⁄8	12 3⁄8	27 5⁄8	39	6	WN7WME1R-2412	\$1,481
	23 7⁄8	12 3⁄8	27 5⁄8	38	6	WN7WME1L-2412	\$1,481



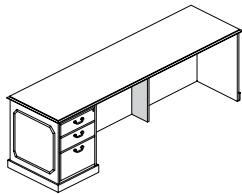
- used in making credenzas
- use without modesty panel

End Panel	23 7⁄8	3⁄4	27 5⁄8	27	1	WN7WME1R-2401	\$1,011
	23 7⁄8	3⁄4	27 5⁄8	27	1	WN7WME1L-2401	\$1,011



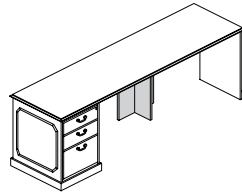
- used in making credenzas
- use with modesty panel

Center Support Panel	11	3⁄4	27 5⁄8	13	1	WN7WSC1-1101	\$943
----------------------	----	-----	--------	----	---	--------------	-------



- use to support tops spanning 48"-72"
- use with modesty

Center T-Support Panel	11 3⁄4	11	27 5⁄8	16	3	WN7WSC1-1211	\$1,001
------------------------	--------	----	--------	----	---	--------------	---------

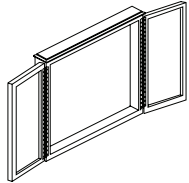


- use to support tops spanning 48"-72"
- use without modesty

Description	D	W	H	CTN WT	CU FT	❶ Model	List Price
Costumer	20	20	72	30	21	WNO CST1-2020	\$1,371

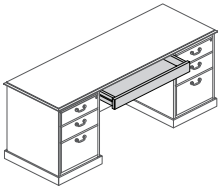


Visual Board	6 ½	48	49 ½	116	12	WNOVIS1-0748	\$5,562
--------------	-----	----	------	-----	----	--------------	---------



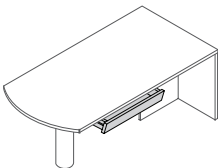
- two tackable cork panels
- porcelain magnetic non-glare writing surface
- mounted flip chart pad
- eraser and four markers
- finger grip doors
- wall mounting brackets

Straight Front Center Drawer	18 ½	25 ¾	3 ½	14	1	WN9CDR1-1626	\$672
------------------------------	------	------	-----	----	---	--------------	-------



- use with credenzas
- wood drawer
- locking available, specify and add \$153 list

Angled Front Center Drawer	17 ⅝	24 ½	2 ½	17	1	GP9CDRC-1626	\$570
----------------------------	------	------	-----	----	---	--------------	-------



- use with a post style desk
- wood drawer

To Order, Specify:

- ❶ Model Number
- ❷ Finish Color - (see page [WN15](#))

Walden Conference Product Information




WALDEN

Walden Product Information

Exterior Wood Materials

Exterior surfaces are made from the finest selected veneers to achieve clarity and consistency in the Walden product line. To attain a pleasing, symmetrical pattern, all veneers in Walden are book-matched. All exterior solid lumber is matched to coordinate with the veneer.



Book Matched Example

Alternating pieces of veneer are flipped over so they face each other like the pages within a book.

Walden is available in flat cut cherry veneer and walnut veneer. A wide range of wood stains have been formulated to enhance the beauty of the veneer.

Work Surface Construction

Tops are 3-ply balanced construction, 1 3/16" thick with solid matching hardwood edges. Tops are available in federal edge style profile.

Matching or coordinating high pressure laminate in a veneer grain can be applied to the top surface and is available at no additional charge.

Base Construction

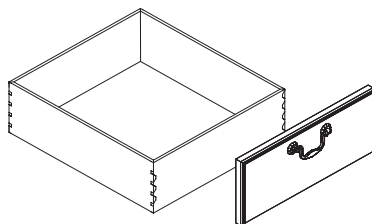
Panels are joined together by mortise and tenon construction. In addition to mortise and tenon joint construction. Leveling glides are set into solid hardwood with t-nut inserts, which helps to prevent the leveling glide from tear out. Tops are secured to the bases with top fastening cleats screwed to the inside of the panels.

Drawers

The standard Baltic Birch drawer is constructed with 1/2" thick high quality Baltic Birch plywood with a durable finish. This five sided drawer box features fully glued dovetail construction ensuring a solid, warp resistant drawer box.

Veneered bottoms are framed into grooves on four sides. Bottoms are then glued, stapled, and reinforced with a continuous band of glue.

The optional V-fold drawer interior is a 1/2" durable, miter-fold drawer system. The V-fold vinyl wrapped drawer sides form a mitered box. The box is glued and doweled, the drawer fronts attached to the box.



Drawer Suspension

The high quality black drawer suspensions carry a lifetime warranty. Slides feature steel ball bearings for longer life with cushioned in/out stops. File and box drawers have 100% full extension.

Finish - Stain/Colors

We offer a variety of wood stains and paint colors on Walden. Please see the chart below. Samples are available upon request.

ESS Essentials Veneer Collection

BRK	Brickdust	OBK	Outback
CSK	Cask	SIE	Sienna
CLY	Clay	TRF	Truffle
MES	Mesa	UMB	Umber
MCH	Mocha		

Protective Top Coat

DuraTex™ offers exceptional hardness along with abrasion and impact resistance, it has been formulated to eliminate hazardous and harmful gases that are normally associated with wood finish.

DuraTex™ Features

Safety - Significantly reduces hazardous formaldehyde emissions, which help improve the quality of the indoor air we breathe.

Quality - Developed to be tough and durable with special attention to appearance. The DuraTex™ finish preserves the natural beauty of wood.

Durability - Designed to meet a wide range of demanding performance and environmental standards to withstand even the highest wear and tear.

Walden Product Information

Product Modification

Laminate Tops

Worksurface only, no additional upcharge if coordinating wood grain laminate is specified. Contact Customer Service for any other laminate request. Listed below are finishes that have coordinating wood grain HPL laminates.

ESS Essentials Veneer

BRK	Brickdust	MCH	Mocha
CSK	Cask	OBK	Outback
CLY	Clay	UMB	Umber
MES	Mesa		

Special Finishes

Special finishes can be requested by following the instruction in the general introduction section. There is a one time charge of \$400 list per order.

Finish Sheen

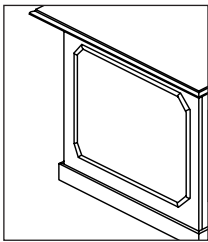
All veneer finishes, for Walden, are standard in 35-sheen. All other finishes can have their sheen modified with a 15% upcharge added to the list price of each item.

Product Modification

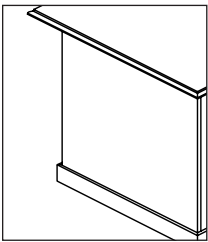
Trim Molding

Walden Trim molding is an option on all Walden products.

Walden trim molding (WDM) or without molding (WOM) can be specified at the time of order placement. Use the appropriate pricing column.



Walden Molding (WDM)



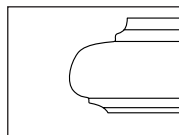
Base Molding Only (WOM)

Walden Product Information

Edge and Hardware

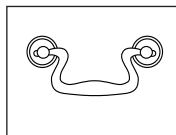
Walden offers a traditional edge profile and the Walden drawer pull in antique brass or pewter finish.

Edge Profile



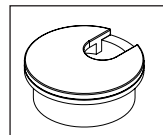
Federal Edge Profile
Accepts Laminate Top

Drawer Hardware



Walden Hardware (PJM6)
Antique Brass (ANB)
Pewter (PTR)


Grommet



3" Dia. Antique Brass (G3A)
3" Dia. Black (G3B)

add \$123 to list price for each grommet
for electrical and data accessories

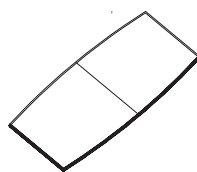
Top Shapes - size - base requirement - seating capacity top sizes 144" through 120" are 2 pieces



rectangular
144" x 60" 3 bases seats 14
144" x 48" 3 bases seats 12
120" x 48" 2-3* bases seats 8
96" x 48" 2 bases seats 8
72" x 36" 2 bases seats 6



racetrack
144" x 60" 3 bases seats 14
144" x 48" 3 bases seats 12
120" x 48" 2-3* bases seats 8
96" x 48" 2 bases seats 8
72" x 36" 2 bases seats 6



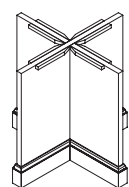
boat
144" x 48" 3 bases seats 12
120" x 48" 2-3* bases seats 8
96" x 48" 2 bases seats 8
72" x 36" 2 bases seats 6



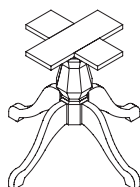
round*
60" dia. Seats 6
54" dia. Seats 6
48" dia. Seats 4
42" dia. Seats 4
36" dia. Seats 4

*requires 1 base

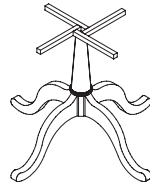
Traditional Bases for Walden



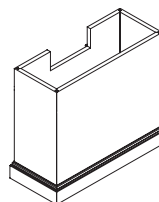
X base
25" width
29" width



pedestal base
31" dia. span

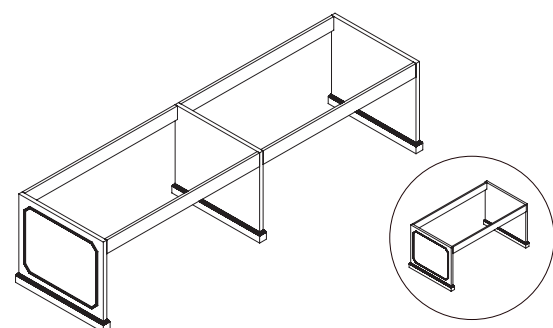
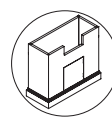


pedestal base
38" dia. span



rectangular base
24" x 12"
30" x 12"

(access door models availability)
available with Walden molding options



panel base assembly (panels 1 1/4" thick)

base sizes	top sizes
114" x 43" width	144" x 60"
114" x 31" width	144" x 48"
90" x 31" width	120" x 48"
72" x 31" width	96" x 48"
48" x 25" width	72" x 36"

bases 114" and longer requires middle panel
available with Walden molding options

Walden Product Information

Finish and Product Reference Codes

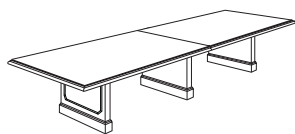
Select	Code	Select	Code	Select	Code
Essentials Veneer Collection		Pull & Finishes Codes		Essentials Veneer with Laminate Top	
Brickdust	BRK	Walden Pull-Antique Brass	ANB	Brickdust	BRK
Cask	CSK	Walden Pull-Pewter	PTR	Cask	CSK
Clay	CLY			Clay	CLY
Mesa	MES	Grommet Codes		Mesa	MES
Mocha	MCH	3" dia. Antique Brass	G3A	Mocha	MCH
Outback	OBK	3" dia. Black	G3B	Outback	OBK
Sienna	SIE			Umber	UMB
Truffle	TRF				
Umber	UMB				

Order Check List:

Specify:

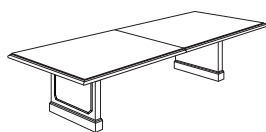
- ☐ 1. Model Number
- ☐ 2. Finish
- ☐ 3. Top Options - standard veneer - laminate surface (see page [WN65](#))
- ☐ 4. Pull Selection **if applicable**
- ☐ 5. Other Product Options
- ☐ 6. Power and Data Accessories (*drawing showing location and orientation must accompany order*)
- ☐ 7. Side Mark Information (*i.e. room number, East Conference Room*)
- ☐ 8. Shipping Address (*contact name and phone number*)
- ☐ 9. Special Delivery Instructions (*i.e. call before delivery, deliver to job site*)

Description	D	W	H	CTN WT	CU FT	① Model	Without Molding (WOM)	Walden Molding (WDM)
Rectangular Table	48	144	29	361	51	WN8JRP4-48144	\$16,470	\$17,137



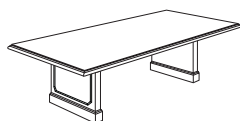
- top shaped all sides
- solid hardwood rims
- top is two sections
- ¾" h apron
- base: GP8NPT1-31114
- flat cut, book-matched vertical veneers
- panels are 1 ¼" thick
- horizontal rail is 4 ¼" h
- adjustable glides
- seats 10

Rectangular Table	48	120	29	283	24	WN8JRP4-48120	\$14,405	\$15,068
-------------------	----	-----	----	-----	----	---------------	----------	----------



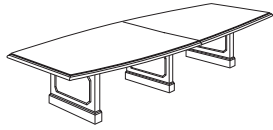
- top shaped all sides
- solid hardwood rims
- top is two sections
- ¾" h apron
- base: GP8NPT1-3190
- flat cut, book-matched vertical veneers
- panels are 1 ¼" thick
- horizontal rail is 4 ¼" h
- adjustable glides
- seats 8

Rectangular Table	48	96	29	245	18	WN8JRP4-4896	\$12,042	\$12,711
-------------------	----	----	----	-----	----	--------------	----------	----------



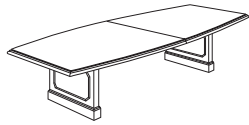
- top shaped all sides
- solid hardwood rims
- ¾" h apron
- base: GP8NPT1-3172
- flat cut, book-matched vertical veneers
- panels are 1 ¼" thick
- horizontal rail is 4 ¼" h
- adjustable glides
- seats 6 to 8

Description	D	W	H	CTN WT	CU FT	❶ Model	Without Molding (WOM)	Walden Molding (WDM)
Boat Shaped Table	48	144	29	369	28	WN8JBP4-48144	\$17,623	\$18,289



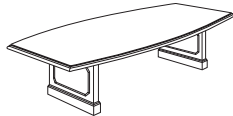
- top shaped all sides
- solid hardwood rims
- top is two sections
- ¾" h apron
- base: GP8NPT1-31114
- flat cut, book-matched vertical veneers
- panels are 1 ¼" thick
- horizontal rail is 4 ¼" h
- adjustable glides
- top size: 38/48" d
- seats 10

Boat Shaped Table	48	120	29	283	24	WN8JBP4-48120	\$15,508	\$16,175
--------------------------	----	-----	----	-----	----	----------------------	-----------------	-----------------



- top shaped all sides
- solid hardwood rims
- top is two sections
- ¾" h apron
- base: GP8NPT1-3190
- flat cut, book-matched vertical veneers
- panels are 1 ¼" thick
- horizontal rail is 4 ¼" h
- adjustable glides
- top size: 38/48" d
- seats 8

Boat Shaped Table	48	96	29	245	18	WN8JBP4-4896	\$13,113	\$13,783
--------------------------	----	----	----	-----	----	---------------------	-----------------	-----------------




- top shaped all sides
- solid hardwood rims
- ¾" h apron
- base: GP8NPT1-3172
- flat cut, book-matched vertical veneers
- panels are 1 ¼" thick
- horizontal rail is 4 ¼" h
- adjustable glides
- top size: 38/48" d
- seats 6 to 8

To Order, Specify:

- ❶ Model Number
- ❷ Finish Color (see page [WN64](#))
- ❸ Top Option (see page [WN66](#))
- ❹ Product Modification (see page [WN65](#))
- ❺ Power and Data Accessories

Description	D	W	H	CTN WT	CU FT	① Model	List Price
Round Table	48	48	29	108	46	WN8JDG4-0048	\$7,480




- top shaped all sides
- solid hardwood rims
- 1 5/8" h apron
- base: GP8NTR4-0038
- 37 1/2" span between legs
- adjustable glides
- seats 4


Round Table	42	42	29	82	16	WN8JDG4-0042	\$7,014
-------------	----	----	----	----	----	--------------	---------



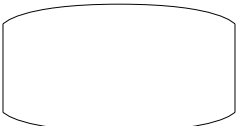
- top shaped all sides
- solid hardwood rims
- 1 5/8" h apron
- base: GP8NFG4-0031
- 30 1/2" span between legs
- adjustable glides
- seats 4

Description	D	W	H	CTN WT	CU FT	❶ Model	List Price
Rectangular Top 	60	144	1 ¼	330	30	WE8CTR1-60144	\$14,648
	48	144	1 ¼	280	28	WE8CTR1-48144	\$10,787
	48	120	1 ¼	250	22	WE8CTR1-48120	\$8,624
	48	96	1 ¼	220	20	WE8CTR1-4896	\$7,061
	36	72	1 ¼	190	10	WE8CTR1-3672	\$3,601

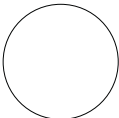
- top shaped all sides
- solid hardwood rims
- 120" and 144" tops are two sections

Racetrack Top 	60	144	1 ¼	320	30	WE8CTO1-60144	\$16,535
	48	144	1 ¼	368	28	WE8CTO1-48144	\$12,894
	48	120	1 ¼	148	22	WE8CTO1-48120	\$12,480
	48	96	1 ¼	220	20	WE8CTO1-4896	\$8,961
	36	72	1 ¼	92	10	WE8CTO1-3672	\$7,186

- top shaped all sides
- solid hardwood rims
- 1 ⅝" h apron
- 120" and 144" tops are two sections

Boat Shaped Top 	48	144	1 ¼	178	28	WE8CTB1-48144	\$11,625
	48	120	1 ¼	148	22	WE8CTB1-48120	\$9,462
	48	96	1 ¼	221	20	WE8CTB1-4896	\$7,908
	36	72	1 ¼	87	10	WE8CTB1-3672	\$6,397

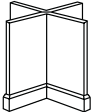

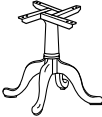
- top shaped all sides
- solid hardwood rims
- ¾" h apron
- 120" and 144" tops are two sections
- 96" - 144" w top size: 38/48" d
- 72" w top size: 26/36" d

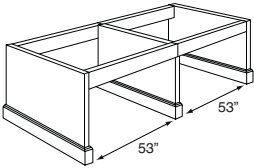
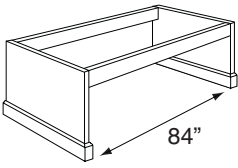
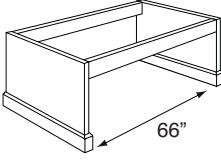
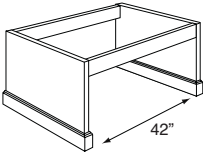
Round Top 	60	60	1 ¼	120	14	WE8CTD1-0060	\$7,445
	54	54	1 ¼	90	11	WE8CTD1-0054	\$6,512
	48	48	1 ¼	70	9	WE8CTD1-0048	\$5,452
	42	42	1 ¼	50	7	WE8CTD1-0042	\$5,024
	36	36	1 ¼	45	6	WE8CTD1-0036	\$4,809

- top shaped all sides
- solid hardwood rims

To Order, Specify:

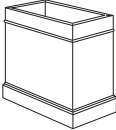
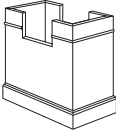
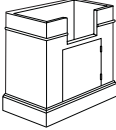
- ❶ Model Number
- ❷ Finish Color (see page [WN64](#))
- ❸ Top Option (see page [WN66](#))
- ❹ Product Modification (see page [WN65](#))
- ❺ Power and Data Accessories

Description	D	W	H	CTN WT	CU FT	① Model	List Price
Traditional X Base 	30 ¼	30 ¼	27 ⅞	46	12	GP8NCR4-2929	\$4,086
	22 ¾	22 ¾	27 ⅞	41	9	GP8NCR4-2525	\$4,086
<ul style="list-style-type: none">· hardwood solids and veneers· panels are 1 ½" h thick· base molding is 4 ¾"· adjustable glides							
Traditional Pedestal Base 	30 ½	30 ½	27 ⅞	48	12	GP8NFG4-0031	\$1,792
<ul style="list-style-type: none">· hardwood solids· 30 ½" leg span· adjustable glides							
Traditional Pedestal Base 	37 ½	37 ½	27 ⅞	50	15	GP8NTR4-0038	\$4,351
<ul style="list-style-type: none">· hardwood solids· 37 ½" leg span· adjustable glides							

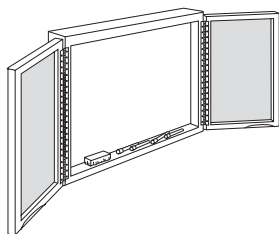
Description	D	W	H	CTN WT	CU FT	① Model	Without Molding (WOM)	Walden Molding (WDM)
144" Traditional Panel Base 	43 ¼	113 ¾	27 ⅞	105	15	GP8NPT1-43114	\$6,772	\$6,484
	31 ¼	113 ¾	27 ⅞	95	13	GP8NPT1-31114	\$6,538	\$6,245
<ul style="list-style-type: none"> • walnut solids and veneers • flat cut, book-matched vertical veneers • molding only on outside end panels • panels are 1 ¼" thick • horizontal rail is 4 ¼" h • GP8NPT1-43114 panel base with molding 43 ¼" w • GP8NPT1-31114 panel with base molding 31 ¼" w • adjustable glides 								
120" Traditional Panel Base 	31 ¼	89 ⅝	27 ⅞	60	10	GP8NPT1-3190	\$6,021	\$5,734
<ul style="list-style-type: none"> • walnut solids and veneers • flat cut, book-matched vertical veneers • molding only on outside end panels • panels are 1 ¼" thick • horizontal rail is 4 ¼" h • panel with base molding 31 ¼" w • adjustable glides 								
96" Traditional Panel Base 	31 ¼	71 ⅝	27 ⅞	53	10	GP8NPT1-3172	\$5,258	\$4,967
<ul style="list-style-type: none"> • walnut solids and veneers • flat cut, book-matched vertical veneers • molding only on outside end panels • panels are 1 ¼" thick • horizontal rail is 4 ¼" h • panel with base molding 31 ¼" w • adjustable glides 								
72" Traditional Panel Base 	25 ¼	47 ⅝	27 ⅞	47	9	GP8NPT1-2548	\$4,427	\$4,131
<ul style="list-style-type: none"> • walnut solids and veneers • flat cut, book-matched vertical veneers • molding only on outside end panels • panels are 1 ¼" thick • horizontal rail is 4 ¼" h • panel with base molding 25 ¼" w • adjustable glides 								

To Order, Specify:

- ① Model Number
- ② Finish Color (see page [WN64](#))
- ③ Product Modification (see page [WN65](#))

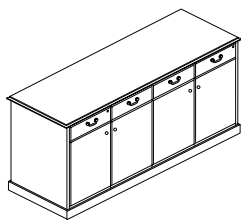
Description	D	W	H	CTN WT	CU FT	① Model	Without Molding (WOM)	Windsor (WNM)	Wellington (WLM)	Westminster (WSM)
Traditional Rectangular Base- End Unit	12	30	27 ¾	95	8	GP8NRT1-1230	\$3,135	\$3,266	\$3,483	\$3,483
	12	24	27 ¾	67	6	GP8NRT1-1224	\$2,936	\$3,032	\$3,233	\$3,233
	<ul style="list-style-type: none">• hardwood solids and veneers• flat cut, book-matched vertical veneers• adjustable glides									
Traditional Rectangular Base- Mid Unit	12	30	27 ¾	85	8	GP8NRTL-1230	\$3,269	\$3,406	\$3,610	\$3,610
	12	24	27 ¾	59	6	GP8NRTL-1224	\$3,062	\$3,156	\$3,354	\$3,354
	<ul style="list-style-type: none">• hardwood solids and veneers• flat cut, book-matched vertical veneers• cut-out for wire pass-through• adjustable glides									
Traditional Rectangular Base- End Unit with Access Door	12	30	27 ¾	86	8	GP8NRTK-1230	\$3,802	\$3,937	\$4,149	\$4,149
	12	24	27 ¾	60	6	GP8NRTK-1224	\$3,555	\$3,651	\$3,848	\$3,848
	<ul style="list-style-type: none">• hardwood solids and veneers• flat cut, book-matched vertical veneers• cut-out for wire pass-through• adjustable glides• access door opening: 12 ½" x 11 7/8"									

Description	D	W	H	CTN WT	CU FT	❶ Model	List Price
Visual Board with Doors	5	48	48	135	8	GPOVIS1-0548	\$4,351



- two tackable cork panels
- porcelain magnetic non-glare writing surface
- mounted flip chart pad
- eraser and four markers
- finger grip doors
- wall mounting brackets

Meeting Room Credenza	24	71 3/8	36	330	44	MRC8072-36	\$12,213
-----------------------	----	--------	----	-----	----	------------	----------

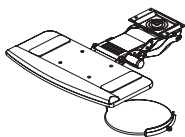


- four drawers
- top shaped all sides
- one adjustable shelf per double door
- locking doors available, specify and add \$306 list

Accessories/ Keyboard/ Tasklights

For a list of electrical units, grommets, keyboards, wire management, monitor arms & telecom jacks, please see our [accessories price list](#)

Contact your customer service representative for specific questions regarding which units can be used with Walden



To Order, Specify:

- ❶ Model Number
- ❷ Finish Color (see page [WN64](#))
- ❸ Top Option (see page [WN66](#))
- ❹ Product Modification (see page [WN65](#))
- ❺ Power and Data Accessories