

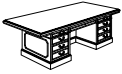
Wellington



Desks . . . . .	<a href="#">.WE20</a>
Reception Galleries . . . . .	<a href="#">.WE23</a>
Returns . . . . .	<a href="#">.WE26</a>
Bridges . . . . .	<a href="#">.WE27</a>
Credenzas. . . . .	<a href="#">.WE28</a>
Overhead Storage Cabinets . . . . .	<a href="#">.WE32</a>
Wall Mount Overhead Cabinets. . . . .	<a href="#">.WE34</a>
Storage Towers. . . . .	<a href="#">.WE35</a>
Bookcases. . . . .	<a href="#">.WE37</a>
Modular Components . . . . .	<a href="#">.WE40</a>
Storage Cabinets . . . . .	<a href="#">.WE41</a>
Lateral Files . . . . .	<a href="#">.WE46</a>
Modular Components . . . . .	<a href="#">.WE47</a>
Center Drawer . . . . .	<a href="#">.WE61</a>

## Wellington - Overview

### Desks



Double Pedestal Desk  
Page [WE20](#)



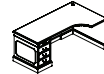
Double Pedestal Desk  
Page [WE21](#)



Single Pedestal Desk  
Page [WE22](#)



Single Pedestal Desk  
Page [WE22](#)



Curved Single Pedestal Desk  
Page [WE22](#)



Run-Off Desk with Pedestal Support  
Page [WE24](#)



Run-Off Desk with Leg Support  
Page [WE25](#)



Table Desk  
Page [WE25](#)

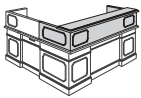


Work Table  
Page [WE25](#)

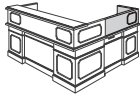


Table Desk  
Page [WE25](#)

### Reception Galleries



Desk Reception Gallery  
Page [WE23](#)



Return Reception Gallery  
Page [WE23](#)

### Returns



25 3/4" d Return  
Page [WE26](#)



19 3/4" d Return  
Page [WE26](#)

### Bridges



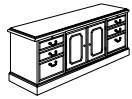
Bridge with Modesty Panel  
Page [WE27](#)



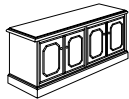
Bridge Top  
Page [WE27](#)

## Wellington - Overview

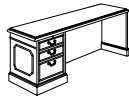
### Credenzas



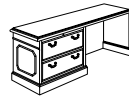
Storage Credenza  
Page [WE28](#)



Hinged Door Storage Credenza  
Page [WE28](#)



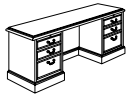
Open Corner Credenza  
Page [WE29](#)



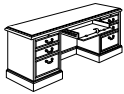
Open Corner Lateral File Credenza  
Page [WE29](#)



Lateral File Credenza  
Page [WE30](#)



Kneespace Credenza  
Page [WE30](#)



Kneespace Credenza with Center Drawer  
Page [WE30](#)



Computer/Printer Stand  
Page [WE31](#)



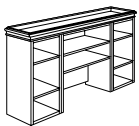
Mobile Computer/Printer Stand  
Page [WE31](#)

### Overhead Storage Cabinets

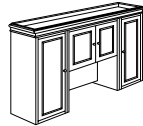


Overhead Storage Cabinet with Doors  
Page [WE32](#)

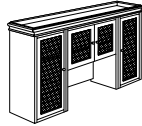
### Overhead Storage Cabinets with Tower



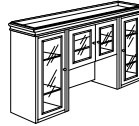
Open Overhead Storage with Tower  
Page [WE32](#)



Overhead Storage with Tower and Wood Doors  
Page [WE33](#)

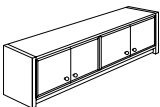


Overhead Storage with Tower and Grilled Doors  
Page [WE33](#)



Overhead Storage with Tower and Glass Doors  
Page [WE33](#)

### Wall Mount Overheads



Wall Mount Overhead with 4 Doors  
Page [WE34](#)



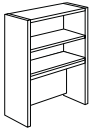
Wall Mount Overhead with 2 Doors  
Page [WE34](#)



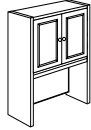
Wall Mount Storage Top  
Page [WE34](#)

## Wellington - Overview


### Storage Towers



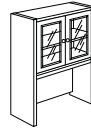
Open Bookcase  
Storage Tower  
Page [WE36](#)



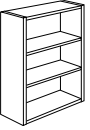
Storage Tower with  
Wood Doors  
Page [WE36](#)




Storage Tower with  
Grilled Doors  
Page [WE36](#)




Storage Tower with  
Glass Doors  
Page [WE36](#)



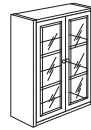
Open Bookcase  
Storage Tower  
Page [WE35](#)



Storage Tower with  
Wood Doors  
Page [WE35](#)

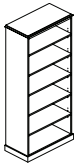


Storage Tower with  
Grilled Doors  
Page [WE35](#)



Storage Tower with  
Glass Doors  
Page [WE35](#)

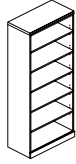
### Bookcases



79" h Bookcase  
Page [WE37](#)



29" h Bookcase  
Page [WE37](#)



Bookcase  
Page [WE38](#)



Bookcase  
Page [WE39](#)

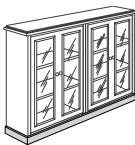


Heavy Duty Shelf  
Page [WE39](#)

### Modular Storage Components



Modular Storage Top  
Page [WE40](#)



Modular Storage Base  
Page [WE40](#)

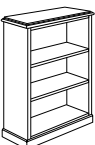


Modular Overhead  
Cornice Top  
Page [WE40](#)




Cornice Top Filler Panel  
Page [WE40](#)

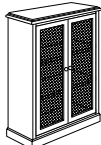
### Storage Cabinet



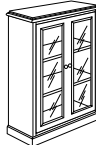
Open Storage Cabinet  
Page [WE41](#)



Storage Cabinet with  
Wood Doors  
Page [WE41](#)



Storage Cabinet with  
Grilled Doors  
Page [WE41](#)

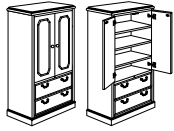


Storage Cabinet with  
Glass Doors  
Page [WE41](#)

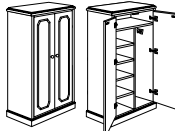


## Wellington - Overview

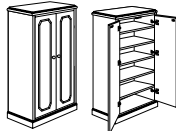
### Storage/Wardrobe Cabinets



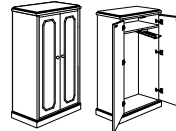
Storage Cabinet -  
File/File Lateral  
Page [WE42](#)



Storage Wardrobe  
Cabinet  
Page [WE42](#)



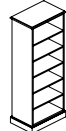
Storage Cabinet  
Page [WE42](#)



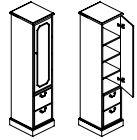
Wardrobe Cabinet  
Page [WE42](#)



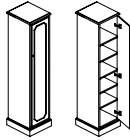
Open Storage Cabinet -  
File/File Lateral  
Page [WE43](#)



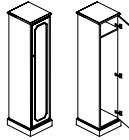
Open Storage Cabinet  
Page [WE43](#)



Storage Cabinet -  
File/File Lateral  
Page [WE44](#)



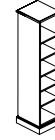
Storage Cabinet  
Page [WE44](#)



Wardrobe Cabinet  
Page [WE44](#)



Open Storage Cabinet -  
File/File Lateral  
Page [WE45](#)



Open Storage Cabinet  
Page [WE45](#)

### Lateral Files



Four Drawer Lateral File  
Page [WE46](#)



Three Drawer Lateral File  
Page [WE46](#)



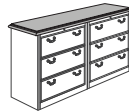
Two Drawer Lateral File  
Page [WE46](#)



Four Drawer Lateral File  
without Top  
Page [WE47](#)



Three Drawer Lateral File  
without Top  
Page [WE47](#)



Lateral File Top  
Page [WE47](#)

# Wellington - Overview

## Modular Components



Open Pedestal  
Page [WE48](#)



Hinged Door Pedestal  
Page [WE54](#)



Box/Box/File Pedestal  
Page [WE48](#)



File/File Pedestal  
Page [WE48](#)



Open Pedestal  
without Top  
Page [WE50](#)



Hinged Door Pedestal  
without Top  
Page [WE55](#)



Box/Box/File Pedestal  
without Top  
Page [WE50](#)



File/File Pedestal  
without Top  
Page [WE50](#)



Open Pedestal  
without Top and Base  
Page [WE52](#)



Hinged Door Pedestal  
without Top and Base  
Page [WE56](#)



Box/Box/File Pedestal  
without Top and Base  
Page [WE52](#)



File/File Pedestal  
without Top and Base  
Page [WE52](#)



Open Pedestal  
Page [WE49](#)



Hinged Door Pedestal  
Page [WE54](#)



Box/Box/File Pedestal  
Page [WE49](#)



File/File Pedestal  
Page [WE49](#)



Open Pedestal  
without Top  
Page [WE51](#)



Hinged Door Pedestal  
without Top  
Page [WE55](#)



Box/Box/File Pedestal  
without Top  
Page [WE51](#)



File/File Pedestal  
without Top  
Page [WE51](#)



Open Pedestal  
without Top and Base  
Page [WE53](#)



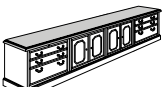
Hinged Door Pedestal  
without Top and Base  
Page [WE56](#)



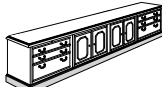
Box/Box/File Pedestal  
without Top and Base  
Page [WE53](#)



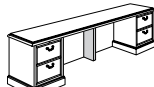
File/File Pedestal  
without Top and Base  
Page [WE53](#)



Modular Credenza Top  
Page [WE57](#)



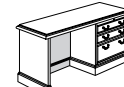
Modular Credenza Base  
Page [WE58](#)



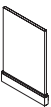
Modular Center  
Support Panel  
Page [WE59](#)



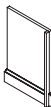
Modular Modesty Panel  
Page [WE59](#)



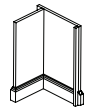
Modular Modesty Panel  
Page [WE59](#)



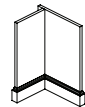
Modular End Panel  
Page [WE60](#)



Modular End Panel  
Page [WE60](#)



End L-Support Panel  
Page [WE60](#)



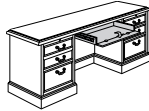
End L-Support Panel  
Page [WE60](#)

## Wellington - Overview

### Accessories



Costumer  
Page [WE61](#)



Keyboard Drawer with  
Flip Down Front  
Page [WE61](#)




Center Drawer  
Page [WE61](#)

# Wellington Product Information

## Exterior Wood Materials

Exterior surfaces are made from the finest selected veneers to achieve clarity and consistency in the Wellington product line. To attain a pleasing, symmetrical pattern, all veneers in Wellington are book-matched. All exterior solid lumber is matched to coordinate with the veneer.



Alternating pieces of veneer are flipped over so they face each other like the pages within a book.

Wellington is available in flat cut cherry and walnut veneer. A wide range of wood stains have been formulated to enhance the beauty of the veneer.

## Work Surface Construction

Tops are 3-ply balanced construction, 1 3/4" thick with solid matching hardwood edges.

Coordinating high pressure laminate in a veneer grain pattern can be applied to the top surface and is available at no additional charge.

Top can be routed to accept 3 piece leather inlay.

## Case Construction

All construction is full mortise and tenon.

Some panels are 7/8" and others are 1 3/16" thick. All panels are 3-ply construction. End panels and pedestal back panels are mitered and lock jointed together on approach side of desk.

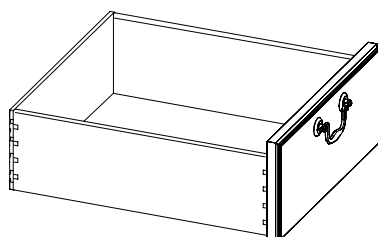
Pedestals are enclosed at bottom by a 1 1/16" framed base platform, securely fastened to panels.

Arm slides are 3-ply construction, banded on all four sides with veneer.

## Drawer Construction

All drawer fronts are 5-ply construction with a hardwood core. Veneer grain runs in a vertical direction. Drawer sides and backs are solid wood with top edges of sides completely rounded. Drawers are joined at front using a French dovetail and the back by an English dovetail. Veneered bottoms are framed into grooves on four sides and glued. All drawer interiors are finished with special toner and covered with a clear coat. Drawer bottoms are sanded and hand-rubbed.

All drawer bottoms are glued, stapled and reinforced with hand-fitted glue blocks.



## Drawer Suspension

The high quality black drawer suspensions carry a lifetime warranty. Slides feature steel ball bearings for longer life with cushioned in/out stops. All drawers, including file and box drawers, fully extend past the pedestal chassis allowing full access to the drawer box.

## Filing Hardware

All file drawers are constructed with a custom designed filing system in place to allow for hanging folders. Filing diagram on pages [WE16-WE17](#).

## Locking

Locking is standard in all desks, credenzas and modular units. Door locks are available as an option.

Units are shipped randomly keyed as standard. Key alike units are available upon request for no additional charges. Removable cores for in-field re-keying are standard.

## Finish - Stain/Colors

We offer a variety of wood stains and paint colors on Wellington. Please see the chart below. Samples are available upon request.

### ESS Essentials Veneer Collection

BRK	Brickdust	OBK	Outback
CSK	Cask	SIE	Sienna
CLY	Clay	TRF	Truffle
MES	Mesa	UMB	Umber
MCH	Mocha		

## Protective Top Coat

DuraTex™ offers exceptional hardness along with abrasion and impact resistance, it has been formulated to eliminate hazardous and harmful gases that are normally associated with wood finish.

## DuraTex™ Features

Safety - Significantly reduces hazardous formaldehyde emissions, which help improve the quality of the indoor air we breathe.

Quality - Developed to be tough and durable with special attention to appearance. The DuraTex™ finish preserves the natural beauty of wood.

Durability - Designed to meet a wide range of demanding performance and environmental standards to withstand even the highest wear and tear.

## Wellington Product Information

### Product Modification

#### Laminate Tops

Worksurface only, no additional upcharge if Wellington's coordinating wood grain laminate is specified. Contact Customer Service for any other laminate request. Listed below are finishes that have coordinating wood grain HPL laminates.

#### ESS Essentials Veneer

BRK	Brickdust	MCH	Mocha
CSK	Cask	OBK	Outback
CLY	Clay	UMB	Umber
MES	Mesa		

#### Custom/Special Finishes

JSI, upon request, will accommodate special finishes. A written request is required to proceed with custom finish orders. A sample reference is required for first-time matches and must be included with the written request.

There is a one-time charge of **\$400 list** per order for any non-standard wood finish.

Orders will be entered noting the special finish. A sample match will be provided to the customer. Written approval is needed before the finish process can be started. Delays in approval may have an impact on lead times.

Every effort will be made to create the requested match; however, an acceptable match may not be possible because of natural variations of wood. These natural variations can also cause minor differences in the final finish product.

Use standard pricing and option pricing for each line item with a special finish, unless additional modifications have been specified. For items available in both Essential and Artisan veneers, apply the Essentials pricing.

#### Finish Sheen

All veneer finishes, for Wellington, are standard in 35-sheen. All other finishes can have their sheen modified with a 15% upcharge added to the list price of each item.

#### Special Veneer

Upon request standard veneer can be changed to a special veneer contact Customer Service for availability and pricing.

#### Adjusting Sizes

All charges are to be added to the list price of the unit. All size adjustment need approval by JSI Engineering, contact Customer Service.

Re-size standard tops or bases (shorter or narrower)	\$687
Flat cut or reverse shaped tops	\$748

Modesty panels special lengths:	
Up to 40"	\$1,038
40" to 60"	\$1,806

#### Picture Frame Molding (unlisted option)

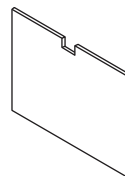
Windsor (WNM)	\$68 per panel
Wellington (WLM)	\$68 per panel
Westminster (WSM)	\$68 per panel

#### Other Modifications

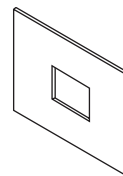
Lateral File Drawer Reinforcement	\$263
-----------------------------------	-------

### Access Slots

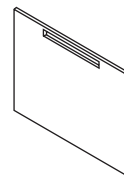
Wire management access in back panel (2 ¾" x 1 ¼")	\$565
Wall access in back panel (10" x 12", 10" from floor)	\$593
Printer access in top or back panel (17 ¾" x 1 ¾")	\$664



Wire Management  
Access



Wall Access



Printer

### FSC- Certified Materials

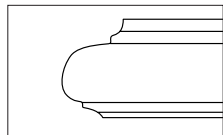
Wellington can be built using FSC-certified material call Customer Service for quotes.

# Wellington Product Information

## Edge and Hardware

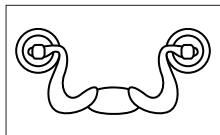
Wellington is available with the Federal Edge Profile and Wellington Hardware. Hardware is available in antique or burnished brass.

### Edge Profile



**Federal Edge Profile**  
Accepts Laminate Top

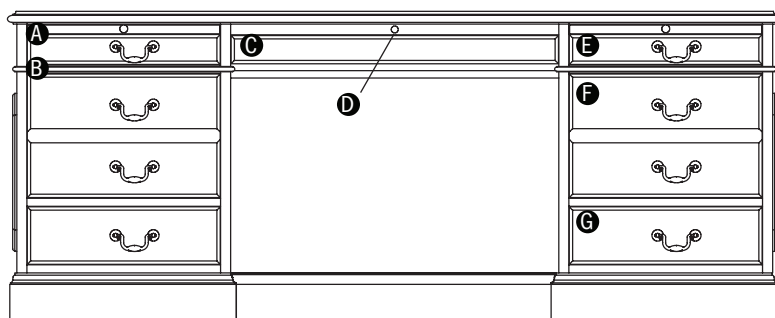
### Drawer Hardware



**Wellington Hardware**  
Antique Brass (ANB)  
Burnished Brass (BBR)

## Drawer Pedestals

Wellington has unique construction on the pedestals as described below. Space does not allow for file-file configuration.



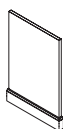
### Pedestal Configuration

- A** Pedestal Writing Shelf
- B** Horizontal Trim Molding (*molding can be eliminated*)
- C** Center Drawer (*with pen tray*)
- D** Central Locking (*locks all drawers*)
- E** Top Tray Drawer
- F** Center File Drawer (*front made as two box drawers*)
- G** Lower Box Drawer

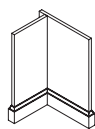
## End Support Components

Wellington offers end support components that can be used with other modular items to create modular freestanding applications.

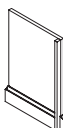
**Note:** Spans 48" or greater requires a support rail



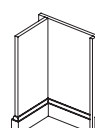
**End Panel Support**  
**PE8028**  
Use as support for modular credenza configuration



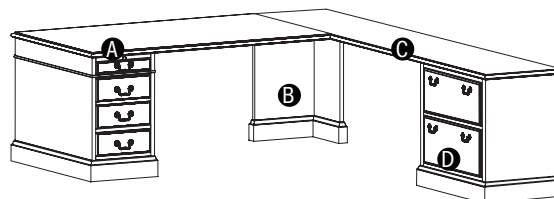
**End L-Panel Support**  
**PELF8028R** (*right shown*)  
Use as additional support for either freestanding credenza or when connecting run-off desk to modular credenza configuration.



**End Panel Support**  
**PE8028R** (*right shown*)  
Use as support for modular credenza configuration when connecting to a return or a bridge.

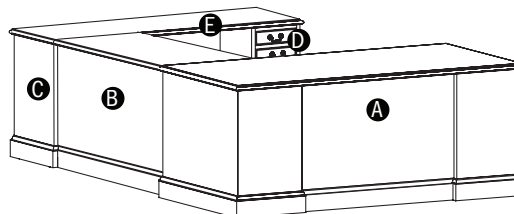


**End L-Panel Support**  
**PELC8028R** (*right shown*)  
Use as additional support for modular credenza configuration and connecting to return or bridge.



**Example 1**

- A** PRR8066L Run-Off Desk
- B** PELF8028L End L-Support
- C** TU8091 Modular Top
- D** FD8031N File/File Pedestal



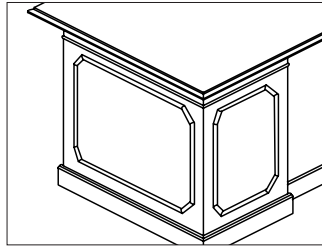
**Example 2**

- A** SPR8066L Single Ped. Desk
- B** EU8048 Bridge
- C** PELC8028L End L-Support
- D** F8020N Box/Box/File Pedestal
- E** TU8066 Modular Top

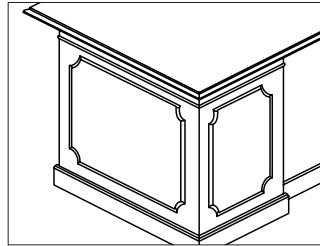
## Wellington Product Information

### Picture Frame Molding

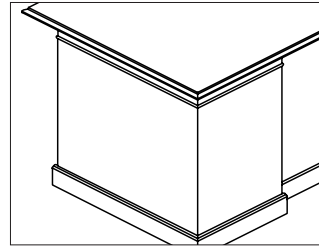
Wellington desks, credenzas and overhead storage may be specified with picture frame molding. Desks feature this molding on the back and side of the pedestal, and the outside of the end panel. Molding on the returns are located on the side and back of the pedestal. Overhead storage features molding on wood doors only..



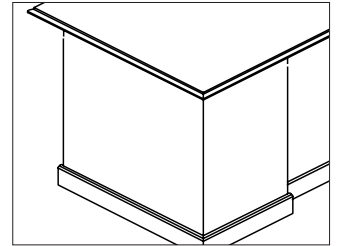
**Wellington Molding**  
Use **WLM** pricing column



**Westminster Molding**  
Use **WSM** pricing column



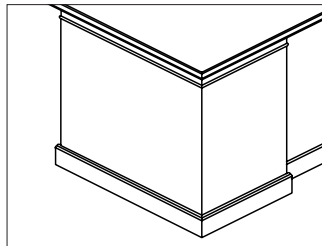
**Windsor Molding**  
Use **WNM** in pricing column



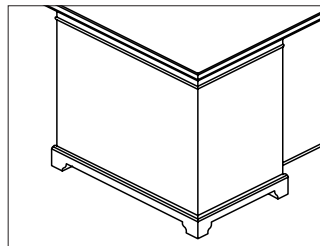
**No Molding**  
**WOM** in pricing column (when available)

### Base & Leg Options

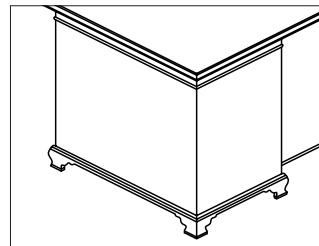
Wellington units feature a standard traditional style base molding. The Bracket Base and Georgian Feet are available on Wellington desks, credenzas, returns, bookcases, lateral files and wardrobes. Connecting units must always have the same base style. Modesty panels on returns and bridges may be specified without base molding to coordinate with the Bracket Base and Georgian Feet styles. Table desks are standard with the fluted leg.



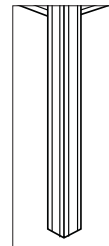
**Standard Base**



**Bracket Base Option**  
Add \$1,019 list for double pedestal desk, single pedestal desk and open corner credenzas.  
Add \$868 list for kneespace credenzas.  
Add \$479 list for run-off desks, returns, storage credenzas, bookcases with bases, wardrobes and pedestal units with base.  
Add \$370 list for non-handed pedestal ends.



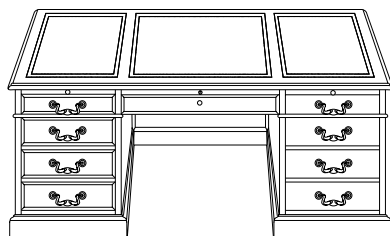
**Georgian Feet**  
Add \$1,139 list for double pedestal desks, kneespace credenzas and storage credenzas over 72"w.  
Add \$1,095 list for single pedestal desks, run-off desks, returns, storage credenzas 71"w and less, open corner credenzas, bookcases with bases, wardrobes and pedestal units with base.  
Add \$426 list for non-handed pedestal ends.



**Fluted Leg**

### 3-Piece Leather Inlay

The prestige of Wellington can be enhanced with a 3-Piece Leather Inlay, which may be added to the worksurface of any freestanding desk for a \$3,401 upcharge to list price.



### Cortina Leather Options


Caprone  
Old English

Leather Inlay is limited to specific style and thickness of leather.  
Call Customer Service for more information.  
Visit [jsifurniture.com](http://jsifurniture.com) for leather colors.

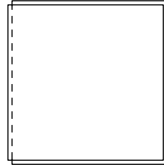
## Wellington Product Information

### Edge Shaping

Freestanding desks and storage units such as credenzas and overheads are shaped all sides. Run-Off desks, returns, and bridges use a combination of shaped sides and reverse shaped sides.



**Shaped All Sides**  
Freestanding Desks  
Storage Units



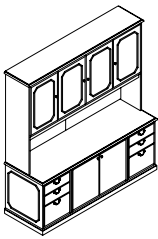
**Shaped 3 Sides with Reverse Shape on Connecting End**  
Run-Off Desks and Returns



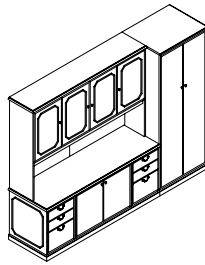
**Shaped 2 Sides with Reverse Shape or Flat Cut on Connecting Ends**  
Bridges

### Flat Cut Option

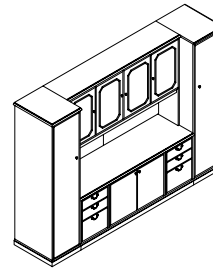
Storage units have the option to have the left, right or both sides flat cut to allow for flush alignment against other units. Handedness is determined when facing the front of the unit. See pricing pages for additional charges.



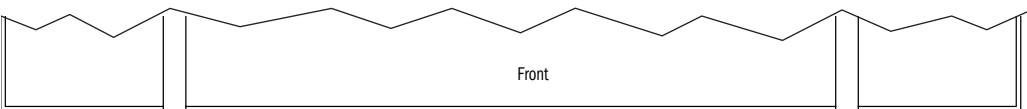
Shape Front and Both Side



Flat Cut



Flat Cut  
(see details below)



Flat Cut Right (FER)

Flat Cut Both Sides (FEB)

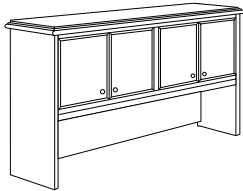
Flat Cut Left (FEL)



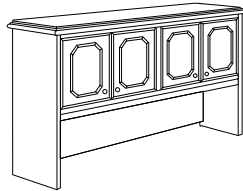
## Wellington Product Information

### Picture Frame Molding

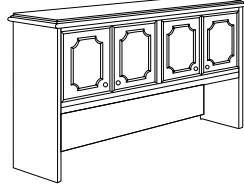
Door options for the BOS8069 overhead storage may be specified without molding (WOM), with Wellington molding (WLM), or with Westminster molding (WSM).



**No Molding (WOM)**  
Standard



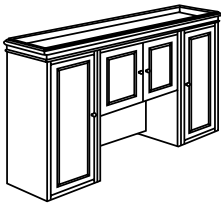
**Wellington Molding (WLM)**  
Add \$626 to the list price



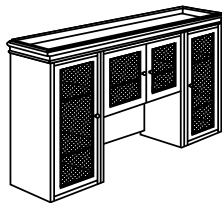
**Westminster Molding (WSM)**  
Add \$626 to the list price

### Door Styles


Door styles for overhead storage units are determined by the specific model number and include wood doors with inset detail, grilled doors, and beveled glass doors. Open storage units without doors are also available.



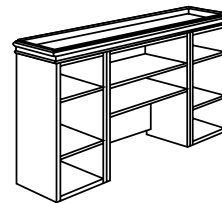
Wood Doors  
with Insert Details



Grilled Doors



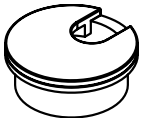
Clear Glass Doors  
(not low iron)



Open Storage

# Wellington Product Information

## Worksurface Grommets



**G3A - 3"**  
Antique Brass  
**G3R - 3"**  
Burnished Brass

Worksurface grommets can be specified on desk, bridges and credenzas. Grommet locations are indicated below with an (A) for left, (B) for center and (C) for left.

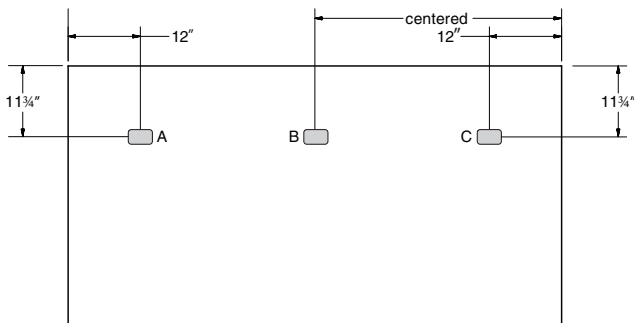
Add \$123 to the list for each additional grommet.

Grommet color must be specified, select Antique Brass or Burnished Brass choose one color for all grommets. If no color is selected, grommet color will coordinate with the pull color. Lock cores will coordinate with grommet color

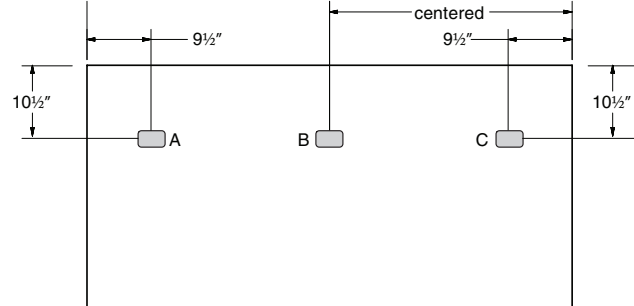
Antique Brass (G3A)

Burnished Brass (G3R)

### 82"w Double Pedestal Conference Desk



### 72"w Double Pedestal Conference Desk



### Double Pedestal Desk with Dictation Slide

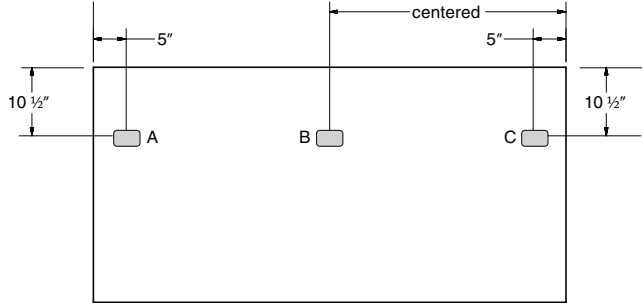


**Note:** Grommet not recommended over pedestal, contact Customer Service for other locations.

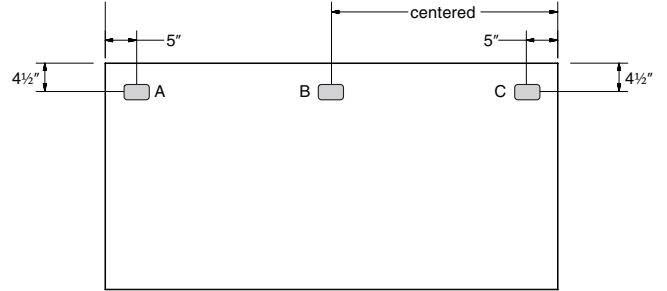
## Wellington Product Information

### Worksurface Grommets Continued

#### Single Pedestal Conference Desk

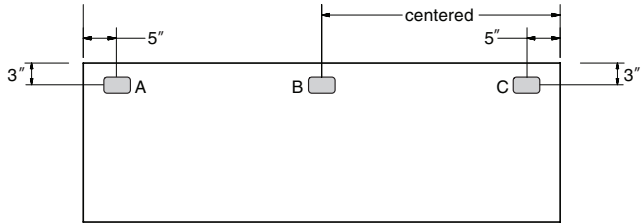


#### Single Pedestal Desk and Table Desk without Dictation Slides



### Bridge Tops and Credenza Modular Storage Tops

Center (B) grommet is not available when unit has a center panel.



**Note:** Grommet not recommended over pedestal, contact Customer Service for other locations.

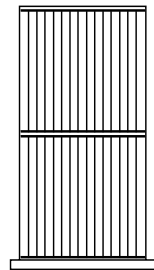
# Wellington Product Information

## Standard Filing Option

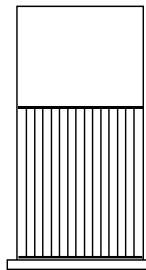
18" w Desk Pedestal

Drawer Size: 14 <sup>15</sup>/<sub>16</sub>" w x 22 <sup>3</sup>/<sub>4</sub>" d  
Used on 36" x 66" desks

Drawer Size: 16 <sup>15</sup>/<sub>16</sub>" w x 26 <sup>3</sup>/<sub>4</sub>" d  
Used on 82" w conference desks



Letter  
Side to Side

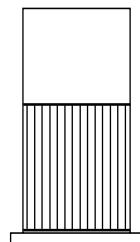


Legal  
Side to Side

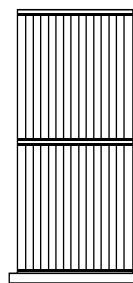
16" w Desk Pedestal

Drawer Size: 12 <sup>15</sup>/<sub>16</sub>" w x 22 <sup>3</sup>/<sub>4</sub>" d  
Used on 30" deep desk

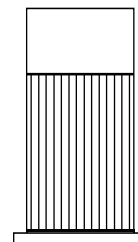
Drawer Size: 12 <sup>15</sup>/<sub>16</sub>" w x 26 <sup>3</sup>/<sub>4</sub>" d  
Used on 82" w conference desks



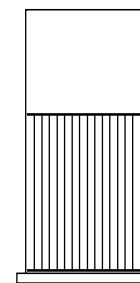
Letter  
30" Deep Desk  
Side to Side



Letter  
36" Deep Desk  
Side to Side



Legal  
30" Deep Desk  
Side to Side

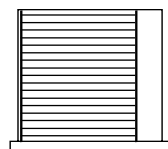


Legal  
36" Deep Desk  
Side to Side


20" w Return and Credenza Pedestal

Drawer Size: 16 <sup>15</sup>/<sub>16</sub>" w x 15 <sup>5</sup>/<sub>8</sub>" d  
Used on credenza and 20" deep returns

Drawer Size: 16 <sup>15</sup>/<sub>16</sub>" w x 18 <sup>3</sup>/<sub>4</sub>" d  
Used on 20" deep returns



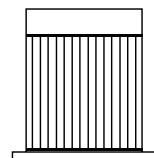
Letter  
Front to Back




Legal  
Front to Back

18" w Credenza Pedestal

Drawer Size: 13 <sup>9</sup>/<sub>16</sub>" w x 15 <sup>5</sup>/<sub>8</sub>" d  
Used on open corner credenzas  
and curved single pedestal desks



Letter  
Side to Side




Legal  
Side to Side


2-Drawer Lateral Files

Drawer Size: 26 <sup>11</sup>/<sub>16</sub>" w x 15 <sup>5</sup>/<sub>8</sub>" d  
Used 30" wide lateral files

Drawer Size: 33 <sup>1</sup>/<sub>8</sub>" w x 16" d



Letter  
Side to Side

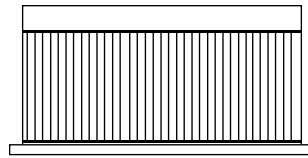


Legal  
Side to Side


## Wellington Product Information

3 and 4 Drawer Lateral Files

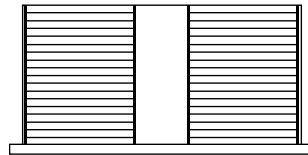
Drawer Size:  $34\frac{15}{16}$ "w x  $16\frac{3}{4}$ "d




Letter  
Double Side to Side



Legal  
Side to Side



Letter  
Double Front to Back



Letter/Legal  
Double Front to Back

# Wellington Product Information

## Finish and Product Reference Codes

### Select Code

#### Essentials Veneer Collection

Brickdust	BRK
Cask	CSK
Clay	CLY
Mesa	MES
Mocha	MCH
Outback	OBK
Sienna	SIE
Truffle	TRF
Umber	UMB

#### Essentials Veneer with Laminate Top

Brickdust	BRK
Cask	CSK
Clay	CLY
Mesa	MES
Mocha	MCH
Outback	OBK
Umber	UMB

### Select Code

#### Top Edge Profile

Federal

#### Hardware/Finish

Wellington

Antique Brass ANB

Burnished Brass BBR

#### Base/Feet

Standard (Baseboard)

Bracket Style Base *see page [WE11](#) price add-on*

Georgian Feet *see page [WE11](#) price add-on*

#### Trim

No Trim Molding WOM *(desk & ovhd)*

Wellington Molding WLM *(desk & ovhd)*

Westminster Molding WSM *(desk & ovhd)*

Windsor Molding WNM *(desk only)*

#### Top Grommet Finish

3" dia. Antique Brass G3R

3" dia. Burnished Brass G3A

#### Door Locks

Locks LCY

Without Locks LCN

#### Flat Cut

Left Flat FEL

Right Flat FER

Left and Right Flat FEB

No Flat Cut NFE

#### Overhead Cabinet

##### Doors

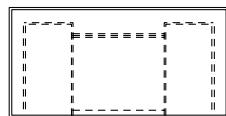
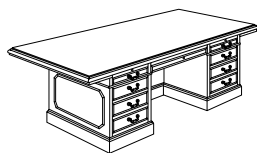
Wood Panel in Wood Frame

Grilled Mesh in Wood Frame

Clear Bevel Glass in Wood Frame

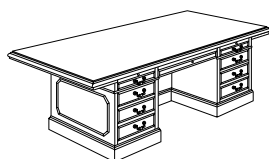


Description	D	W	H	CTN WT	CU FT	① Model	Windsor (WNM)	Wellington (WLM)	Westminster (WSM)
82"w Double Pedestal Desk	43	82	29	450	69	CF8082	\$13,060	\$13,671	\$13,671



- top shaped all sides
- 18"w personal/file/box pedestal
- file drawer styled as two box drawers
- center drawer
- arm slide writing shelf
- central locking
- 3-piece leather inlay available, specify color and add \$3,401 list
- chassis size: 66" x 36"
- kneespace width: 30 1/4"
- kneespace height: 24 3/8"
- 7" overhang on approach side

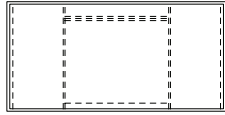
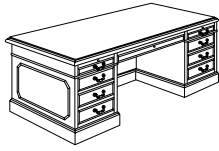
72"w Double Pedestal Desk	36	72	29	365	52	CF8072	\$11,238	\$11,850	\$11,850
---------------------------	----	----	----	-----	----	--------	----------	----------	----------



- top shaped all sides
- 16"w personal/file/box pedestal
- file drawer styled as two box drawers
- center drawer
- arm slide writing shelf
- central locking
- 3-piece leather inlay available, specify color and add \$3,401 list
- chassis size: 60" x 30"
- kneespace width: 26 1/4"
- kneespace height: 24 3/8"
- 6" overhang on approach side

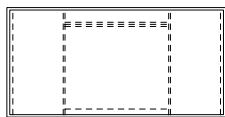
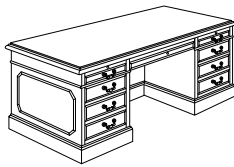


Description	D	W	H	CTN WT	CU FT	① Model	Windsor (WNM)	Wellington (WLM)	Westminster (WSM)
72" Double Pedestal Desk	36	72	29	444	52	F8072	\$12,157	\$12,766	\$12,766



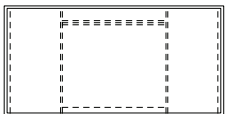
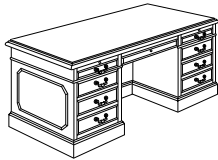
- top shaped all sides
- 20" personal/file/box pedestal
- file drawer styled as two box drawers
- center drawer
- slide-out writing shelf, approach side
- arm slide writing shelf, user side
- central locking
- 3-piece leather inlay available, specify color and add \$3,401 list
- kneespace width: 30 1/4"
- kneespace height: 24 3/8"

66" Double Pedestal Desk	36	66	29	420	48	F8066	\$10,586	\$11,197	\$11,197
--------------------------	----	----	----	-----	----	-------	----------	----------	----------



- top shaped all sides
- 18" personal/file/box pedestal
- file drawer styled as two box drawers
- center drawer
- slide-out writing shelf, approach side
- arm slide writing shelf, user side
- central locking
- 3-piece leather inlay available, specify color and add \$3,401 list
- kneespace width: 28 1/4"
- kneespace height: 24 3/8"

60" Double Pedestal Desk	30	60	29	335	36	F8060-30	\$9,664	\$10,277	\$10,277
--------------------------	----	----	----	-----	----	----------	---------	----------	----------

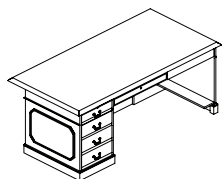


- top shaped all sides
- 16" personal/file/box pedestal
- file drawer styled as two box drawers
- center drawer
- slide-out writing shelf, approach side
- arm slide writing shelf, user side
- central locking
- 3-piece leather inlay, specify color and add \$3,401 list
- kneespace width: 26 1/4"
- kneespace height: 24 3/8"

#### To Order, Specify:

- ① Model Number
- ② Finish Color - (see page [WE18](#))
- ③ Molding - (see page [WE18](#))
- ④ Pull Selection & Color - (see page [WE18](#))
- ⑤ Base - (see page [WE11](#))
- ⑥ Product Modification - (see page [WE9](#))

Description	D	W	H	CTN WT	CU FT	① Model	Windsor (WNM)	Wellington (WLM)	Westminster (WSM)
72"w Single Pedestal Desk	36	72	29	340	52	SP8072R-36	\$11,053	\$11,511	\$11,511
	36	72	29	340	52	SP8072L-36	\$11,053	\$11,511	\$11,511

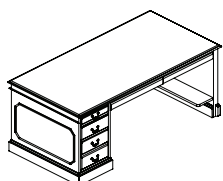


left shown



- top shaped all sides
- 16"w personal/file/box pedestal
- file drawer styled as two box drawers
- center drawer
- arm slide writing shelf
- central locking
- 3-piece leather inlay available, specify color and add \$3,401 list
- grommet available, specify and add \$123 list each; see page [WE14](#)
- kneespace width: 52"
- kneespace height: 24 3/8"
- 6" overhang on approach side

72"w Single Pedestal Desk	36	72	29	340	52	SPF8072Rx36	\$11,323	\$11,931	\$11,931
	36	72	29	340	52	SPF8072Lx36	\$11,323	\$11,931	\$11,931

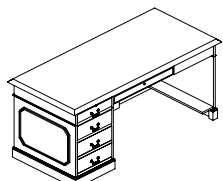


left shown



- top shaped all sides
- 16"w personal/file/box pedestal
- file drawer styled as two box drawers
- central locking
- arm slide writing shelf
- 3-piece leather inlay available, specify color and add \$3,401 list
- grommet available, specify and add \$123 list each; see page [WE14](#)
- kneespace width: 52"
- kneespace height: 24 3/8"

66"w Single Pedestal Desk	30	66	29	307	40	SP8066R	\$9,576	\$10,185	\$10,185
	30	66	29	307	40	SP8066L	\$9,576	\$10,185	\$10,185

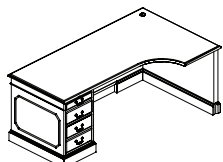


left shown

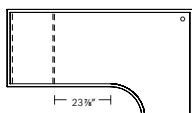


- top shaped all sides
- 16"w personal/file/box pedestal
- file drawer styled as two box drawers
- central locking
- arm slide writing shelf
- 3-piece leather inlay available, specify color and add \$3,401 list
- grommet available, specify and add \$123 list each; see page [WE14](#)
- kneespace width: 46"
- kneespace height: 24 3/8"

Curved Single Pedestal Desk	42	72	29	325	58	SPCUR8072R	\$12,877	\$13,458	\$13,458
	42	72	29	325	58	SPCUR8072L	\$12,877	\$13,458	\$13,458

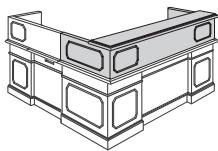


left shown



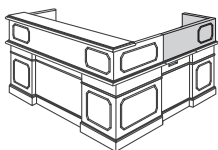
- use with 19 3/4" d bridge or return
- top shaped all sides
- 3" top grommet
- 16"w personal/file/box pedestal
- file drawer styled as two box drawers
- arm slide writing shelf
- pedestal front locking
- 3-piece leather inlay available, specify color and add \$3,401 list
- grommet available, specify and add \$123 list each; see page [WE14](#)
- depth: 42/30"

Description	D	W	H	CTN WT	CU FT	❶ Model	Without Molding (WOM)	Wellington (WLM)	Westminster (WSM)
Desk Reception Gallery	36	72	11 ¼	75	21	RG8072-36	\$4,235	\$4,845	\$4,845
	30	66	11 ¼	65	16	RG8066	\$3,913	\$4,526	\$4,526



- use atop double and single pedestal desks
- transaction top shaped all sides
- transaction top depth: 10"

Return Reception Gallery	24	51	10	50	10	RG8050-24R	\$2,324	\$2,628	\$2,628
	24	51	10	50	10	RG8050-24L	\$2,324	\$2,628	\$2,628
	18	51	10	45	7	RG8050R	\$2,279	\$2,584	\$2,584
	18	51	10	45	7	RG8050L	\$2,279	\$2,584	\$2,584




left shown

- use atop return

#### To Order, Specify:

- ❶ Model Number
- ❷ Finish Color - (see page [WE18](#))
- ❸ Molding - (see page [WE18](#))
- ❹ Pull Selection & Color - (see page [WE18](#))
- ❺ Base - (see page [WE11](#))
- ❻ Product Modification - (see page [WE9](#))

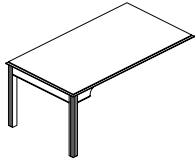
Description	D	W	H	CTN WT	CU FT	❶ Model	Windsor (WNM)	Wellington (WLM)	Westminster (WSM)
Run-Off Desk with Pedestal Support	36	66	29	262	48	PRR8066R	\$7,774	\$8,384	\$8,384
	36	66	29	262	48	PRR8066L	\$7,774	\$8,384	\$8,384
	36	60	29	251	44	PRR8060R	\$5,915	\$6,525	\$6,525
	36	60	29	251	44	PRR8060L	\$5,915	\$6,525	\$6,525



left shown

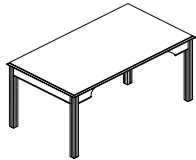
- top shaped three sides with reverse shape on connecting end
- 18" w personal/file/box pedestal
- file drawer styled as two box drawers
- arm slide writing shelf
- pedestal front locking
- 3-piece leather inlay available, specify color and add \$3,401 list
- grommet available, specify and add \$123 list each; see page [WE14](#)
- modesty panel available, specify and add \$1,204 list

Description	D	W	H	CTN WT	CU FT	① Model	List Price
Run-Off Table Desk with Leg Support	36	66	29	95	13	LRR8066	\$3,990
	30	60	29	75	10	LRR8060	\$3,497
	30	54	29	70	9	LRR8054	\$3,219



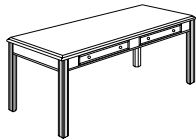
- top shaped three sides with reverse shape on connecting end
- fluted legs

Table Desk	36	72	29	138	13	TD8072-36	\$4,849
------------	----	----	----	-----	----	-----------	---------



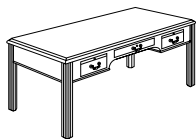
- top shaped all sides
- top long grain veneer direction
- fluted legs
- 3-piece leather inlay available, specify color and add \$3,401 list
- shipped KD
- kneespace height: 28 ¾"h

Work Table	36	72	29	150	18	T8072-36	\$6,098
	30	60	29	109	12	T8060-30	\$3,691



- top shaped all sides
- top long grain veneer direction
- two drawers
- fluted legs
- 3-piece leather inlay available, specify color and add \$3,401 list
- shipped KD
- kneespace height: 23 ⅝"h


Table Desk	36	72	30 ¼	259	25	TD8072	\$8,089
------------	----	----	------	-----	----	--------	---------

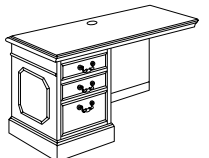


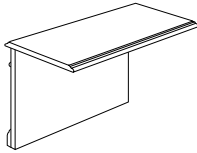
- top shaped all sides
- top long grain veneer direction
- cut-away front
- slide-out writing shelf, approach side
- 3-piece leather inlay available, specify color and add \$3,401 list
- shipped KD
- kneespace height:
  - floor-center drawer: 24 ¼"h
  - floor-outer drawer: 20 ½"h

#### To Order, Specify:

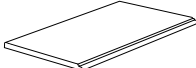
- ① Model Number
- ② Finish Color - (see page [WE18](#))
- ③ Molding - (see page [WE18](#))
- ④ Pull Selection & Color - (see page [WE18](#))
- ⑤ Product Modification - (see page [WE9](#))

Description	D	W	H	CTN WT	CU FT	① Model	Windsor (WNM)	Wellington (WLM)	Westminster (WSM)
25 ¾" d Return	25 ¾	51 ¾	29	165	22	ER8050R-24	\$6,719	\$7,023	\$7,023
	25 ¾	51 ¾	29	165	22	ER8050L-24	\$6,719	\$7,023	\$7,023
<div><p>left shown</p></div> <ul style="list-style-type: none"><li>· use with 72"w or 66"w desk</li><li>· top shaped three sides</li><li>· reverse shape connecting end</li><li>· 20"w box/box/file pedestal</li><li>· pedestal front locking</li><li>· 3" top grommet</li><li>· 1 7⁄8" x 3 7⁄8" modesty grommet, top center</li><li>· kneespace width: 29 ½"</li><li>· kneespace height: 27 7⁄8"</li></ul>									

19 ¾" d Return	19 ¾	51 ¾	29	159	20	ER8050R	\$6,343	\$6,649	\$6,649
	19 ¾	51 ¾	29	159	20	ER8050L	\$6,343	\$6,649	\$6,649
<div><p>left shown</p></div> <ul style="list-style-type: none"><li>· use with 72"w or 66"w desk or SPCUR8072L or R</li><li>· top shaped three sides</li><li>· reverse shape connecting end</li><li>· 20"w box/box/file pedestal</li><li>· pedestal front locking</li><li>· 3" top grommet</li><li>· 1 7⁄8" x 3 7⁄8" modesty grommet, top center</li><li>· kneespace width: 29 ½"</li><li>· kneespace height: 27 7⁄8"</li></ul>									

Description	D	W	H	CTN WT	CU FT	❶ Model	List Price
<b>Bridge with Modesty Panel</b> 	24	48	29	110	6	<b>EU8048-24</b>	<b>\$3,767</b>
	19 ¾	48	29	92	6	<b>EU8048</b>	<b>\$3,615</b>
	19 ¾	36	29	85	5	<b>EU8036</b>	<b>\$3,146</b>

- shaped two sides
- reverse shaped connecting ends
- top short grain veneer direction
- 1 7/8" x 3 7/8" grommet top center of modesty panel

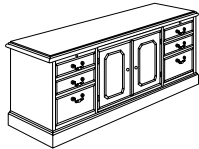
<b>Bridge Top</b> 	24	48	1 ¼	50	2	<b>EUT8048-24</b>	<b>\$1,997</b>
	19 ¾	48	1 ¼	41	2	<b>EUT8048</b>	<b>\$1,920</b>
	19 ¾	36	1 ¼	38	2	<b>EUT8036</b>	<b>\$1,670</b>

- shaped two sides
- reverse shaped connecting ends

#### To Order, Specify:

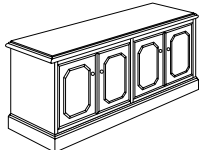
- ❶ Model Number
- ❷ Finish Color - (see page [WE18](#))
- ❸ Molding - (see page [WE18](#))
- ❹ Pull Selection & Color - (see page [WE18](#))
- ❺ Product Modification - (see page [WE9](#)))

Description	D	W	H	CTN WT	CU FT	❶ Model	Without Molding (WOM)	Wellington (WLM)	Westminster (WSM)
Storage Credenza	19 ¾	71	29	334	30	CR8071-HD	\$11,042	\$11,329	\$11,329
	19 ¾	66	29	304	27	CR8066-HD	\$9,847	\$10,203	\$10,203



- top shaped all sides
- 20" w box/box/file pedestals
- pedestal front and hinge doors locking
- hinged door compartment with adjustable shelf
- no ventilation for electronic storage
- flat cut for connection left or right end, specify and add \$953 list and indicate right or left end
- flat cut for connection on both ends available, specify and add \$1,457 list

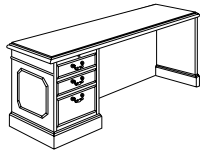
Hinged Door Storage Credenza	19 ¾	60 ½	29	246	25	CR8061-HD	\$8,990	\$9,601	\$9,601
------------------------------	------	------	----	-----	----	-----------	---------	---------	---------



- top shaped all sides
- adjustable shelves
- hinged doors front locking
- no ventilation for electronic storage
- flat cut for connection left or right end, specify and add \$953 list and indicate right or left end
- flat cut for connection on both ends available, specify and add \$1,457 list
- inside dimensions: 16 ½" d x 27 ¾" w x 22 ¾" h



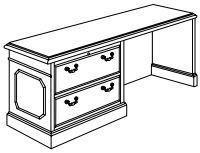
Description	D	W	H	CTN WT	CU FT	① Model	Windsor (WNM)	Wellington (WLM)	Westminster (WSM)
Open Corner Credenza	19 ¾	71	29	299	30	CR8071FR	\$7,801	\$8,087	\$8,087
	19 ¾	71	29	299	30	CR8071FL	\$7,801	\$8,087	\$8,087



left shown

- top shaped all sides
- 20"w box/box/file pedestals
- pedestal front locking
- 1 7/8" x 3 7/8" grommet top center of back panel
- grommet available, specify and add \$123 list each; see page [WE14](#)
- flat cut for connection left or right end, specify and add \$953 list and indicate right or left end
- flat cut for connection on both ends available, specify and add \$1,457 list
- kneespace height: 27 5/8"
- kneespace width: 51 1/2"

Open Corner Lateral File Credenza	19 ¾	71	29	302	30	CR802FDR	\$8,213	\$8,500	\$8,500
	19 ¾	71	29	302	30	CR802FDL	\$8,213	\$8,500	\$8,500




left shown

- top shaped all sides
- 30"w lateral files
- pedestal front locking
- 1 7/8" x 3 7/8" grommet top center of back panel
- flat cut for connection left or right end, specify and add \$953 list and indicate right or left end
- flat cut for connection on both ends available, specify and add \$1,457 list
- kneespace height: 27 5/8"
- kneespace width: 36 7/8"

**To Order, Specify:**


- ① Model Number
- ② Finish Color - (see page [WE18](#))
- ③ Molding - (see page [WE18](#))
- ④ Pull Selection & Color - (see page [WE18](#))
- ⑤ Base - (see page [WE11](#))
- ⑥ Product Modification - (see page [WE9](#))

Description	D	W	H	CTN WT	CU FT	① Model	List Price
<b>Lateral File Credenza</b>	19 ¾	71	29	421	29	<b>CR8071-4FD</b>	<b>\$11,406</b>
	19 ¾	60 ½	29	284	25	<b>CR8061-4FD</b>	<b>\$10,549</b>



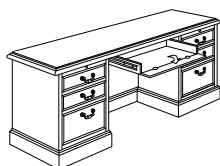
- top shaped all sides
- pedestal front locking
- flat cut for connection left or right end, specify and add \$953 list and indicate right or left end
- flat cut for connection on both ends available, specify and add \$1,457 list
- CR8071-4FD four lateral files, 36"w
- CR8061-4FD four lateral files, 30"w

<b>Kneespace Credenza</b>	19 ¾	71	29	240	30	<b>CR8071-KS</b>	<b>\$9,740</b>
	19 ¾	66	29	212	27	<b>CR8066-KS</b>	<b>\$8,576</b>

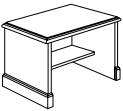


- top shaped all sides
- 20"w box/box/file pedestal
- pedestal front locking
- 1 7/8" x 3 7/8" grommet top center of modesty panel
- flat cut for connection left or right end, specify and add \$953 list and indicate right or left end
- flat cut for connection on both ends available, specify and add \$1,457 list
- CR8071-KS kneespace width: 29 5/8"
- CR8066-KS kneespace width: 24 5/8"

<b>Kneespace Credenza with Center Drawer</b>	19 ¾	71	29	263	30	<b>CR8071-KBT</b>	<b>\$10,556</b>
	19 ¾	66	29	235	27	<b>CR8066-KBT</b>	<b>\$9,382</b>



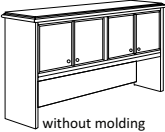
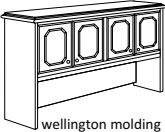
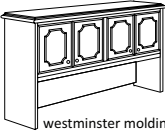
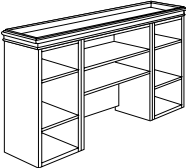
- top shaped all sides
- flip front drawer
- 20"w box/box/file pedestals
- pedestals front locking
- 1 7/8" x 3 7/8" grommet top center of modesty panel
- flat cut for connection left or right end, specify and add \$953 list and indicate right or left end
- flat cut for connection on both ends available, specify and add \$1,457 list
- CR8071-KBT kneespace width: 29 5/8"
- CR8066-KBT kneespace width: 24 5/8"

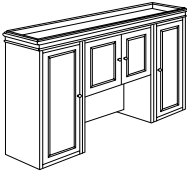
Description	D	W	H	CTN WT	CU FT	❶ Model	List Price
Computer/Printer Stand	23 ¼	38 ¾	29	131	22	CRT8038FS	\$4,221
	• top shaped all sides						
	• fixed inside shelf						
	• access slot across top of back						
	• kneespace width: 34 ⅝"						
	• kneespace height: 25 ¼"						

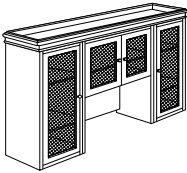
Mobile Computer/Printer Stand	23 ¼	38 ¾	29	131	22	CRT8038FSM	\$4,685
	· top shaped all sides						
	· fixed inside shelf						
	· access slot across top of back						
	· casters: front two are locking						
	· kneespace width: 34 ⅝"						
	· kneespace height: 25 ¼"						

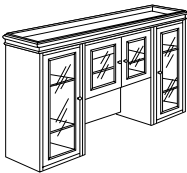
#### To Order, Specify:

- ❶ Model Number
- ❷ Finish Color - (see page [WE18](#))
- ❸ Pull Selection & Color - (see page [WE18](#))
- ❹ Base - (see page [WE11](#))
- ❺ Product Modification - (see page [WE9](#))

Description	D	W	H	CTN WT	CU FT	① Model	List Price No Tackboard	List Price With Tackboard
Storage Overhead Cabinet with 4 Doors	19 ¾	71	48 ¼	235	38	B0S8069	\$8,402	COM \$9,635
 <p>without molding</p>  <p>wellington molding</p>  <p>westminster molding</p>								<ul style="list-style-type: none"> <li>• top shaped all sides</li> <li>• one adjustable shelf per compartment</li> <li>• 1" wire access slot across the bottom of back panel</li> <li>• task lights available, see <a href="#">accessories price list</a></li> <li>• wellington or westminster molding available, specify and add \$626 list</li> <li>• locking doors available, specify and add \$306 list</li> <li>• flat cut for connection left or right end, specify and add \$953 list and indicate right or left end</li> <li>• flat cut for connection on both ends available, specify and add \$1,457 list</li> <li>• compartment height: 24"</li> <li>• compartment depth: 16 ¼"</li> <li>• worksurface to valance rail: 19"</li> <li>• com ydg: 1 ¾</li> </ul>
Open Storage Overhead Cabinet with Towers	13	70 1/16	50	195	36	80HU72	\$7,098	COM \$8,307
								<ul style="list-style-type: none"> <li>• top shaped three sides, back side flat</li> <li>• adjustable shelves</li> <li>• 1" wire access slot across bottom of back panel</li> <li>• task lights available, see <a href="#">accessories price list</a></li> <li>• glass shelves, specify and add \$680</li> <li>• worksurface to valance rail: 19 ¼"</li> <li>• com ydg: 1</li> </ul>


Description	D	W	H	CTN WT	CU FT	① Model	List Price No Tackboard	List Price With Tackboard
Storage Overhead Cabinet with Tower and Wood Doors	13	71	50	210	36	80HUWD72	\$8,550	COM \$9,761
 <ul style="list-style-type: none"> <li>top shaped three sides, back side flat</li> <li>adjustable shelves</li> <li>1" wire access slot across bottom of back panel</li> <li>task lights available, see <a href="#">accessories price list</a></li> <li>locking doors available, specify and add \$459 list</li> <li>worksurface to valance rail: 19 1/4"</li> <li>com ydg: 1</li> </ul>								A \$9,810
								B \$9,821
								C \$9,851
								D \$9,892
								E \$9,930
								F \$9,973
								G \$10,025
								H \$10,183
								I \$10,284
								J \$10,426

Storage Overhead Cabinet with Tower and Grilled Doors	13	71	50	210	36	80HUGR72	\$9,082	COM \$10,292
 <ul style="list-style-type: none"> <li>top shaped three sides, back side flat</li> <li>adjustable shelves</li> <li>1" wire access slot across bottom of back panel</li> <li>task lights available, see <a href="#">accessories price list</a></li> <li>glass shelves, specify and add \$680</li> <li>locking doors available, specify and add \$459 list</li> <li>worksurface to valance rail: 19 1/4"</li> <li>com ydg: 1</li> </ul>								A \$10,342
								B \$10,353
								C \$10,382
								D \$10,423
								E \$10,461
								F \$10,504
								G \$10,555
								H \$10,719
								I \$10,824
								J \$10,971

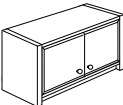
Storage Overhead Cabinet with Tower and Glass Doors	13	71	50	210	36	80HUGL72	\$9,082	COM \$10,292
 <ul style="list-style-type: none"> <li>top shaped three sides, back side flat</li> <li>adjustable shelves</li> <li>1" wire access slot across bottom of back panel</li> <li>task lights available, see <a href="#">accessories price list</a></li> <li>glass shelves, specify and add \$680</li> <li>locking doors available, specify and add \$459 list</li> <li>worksurface to valance rail: 19 1/4"</li> <li>com ydg: 1</li> </ul>								A \$10,342
								B \$10,353
								C \$10,382
								D \$10,423
								E \$10,461
								F \$10,504
								G \$10,555
								H \$10,719
								I \$10,824
								J \$10,971

## To Order, Specify:

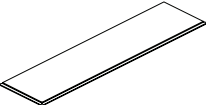
- ① Model Number
- ② Finish Color - (see page [WE18](#))
- ③ Fabric - vendor, pattern, color
- ④ Pull Selection & Color - (see page [WE18](#))
- ⑤ Product Modification - (see page [WE9](#))

Description	D	W	H	CTN WT	CU FT	① Model	List Price
<b>Wall Mount Overhead with 4 Doors</b> 	15	88 7/8	17 1/4	143	18	WE4BBW1-1589	\$5,158
	15	69 1/8	17 1/4	110	14	WE4BBW1-1569	\$4,101
	15	64 3/8	17 1/4	104	13	WE4BBW1-1565	\$4,028
	15	59 1/4	17 1/4	100	12	WE4BBW1-1560	\$3,858

- without top
- mounting brackets included
- valance rail
- wire management grommet in back panel
- locking doors available, specify and add \$306 list
- -1569 use with 71" units
- -1565 use with 66" units
- -1560 use with 61" units

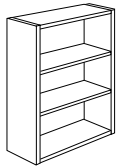
<b>Wall Mount Overhead with 2 Doors</b> 	15	34 3/8	17 1/4	58	6	WE4BBW1-1535	\$3,475
	15	29 5/8	17 1/4	51	6	WE4BBW1-1530	\$3,369

- without top
- mounting brackets included
- valance rail
- wire management grommet in back panel
- locking doors available, specify and add \$153 list
- -1535 use with 36" units

<b>Wall Mount Storage Top</b> 	15 7/8	120 1/8	1 1/8	69	5	WE70TU1-16120	\$2,937
	15 7/8	90 1/2	1 1/8	52	4	WE70TU1-1691	\$1,782
	15 7/8	70 1/4	1 1/8	40	3	WE70TU1-1670	\$1,655
	15 7/8	66	1 1/8	38	3	WE70TU1-1666	\$1,383
	15 7/8	60 7/8	1 1/8	35	3	WE70TU1-1661	\$1,177
	15 7/8	36 1/4	1 1/8	21	2	WE70TU1-1636	\$1,021
	15 7/8	31 1/4	1 1/8	18	1	WE70TU1-1631	\$726


- shaped three sides
- flat cut for connection left or right end, specify and add \$953 list and indicate right or left end
- flat cut for connection on both ends available, specify and add \$1,457 list

Description	D	W	H	CTN WT	CU FT	❶ Model	List Price
Open Storage Tower	13	29 5/8	47	83	16	HU8047NB	\$3,089



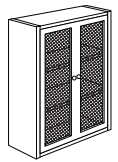
- two adjustable shelves
- glass shelves, specify and add \$433

Storage Tower with Wood Doors	13	29 5/8	47	95	16	HUWD8047NB	\$4,411
-------------------------------	----	--------	----	----	----	------------	---------



- two adjustable shelves
- locking doors available, specify and add \$153 list

Storage Tower with Grilled Doors	13	29 5/8	47	95	16	HUDGR8047NB	\$4,664
----------------------------------	----	--------	----	----	----	-------------	---------



- two adjustable shelves
- glass shelves, specify and add \$433
- locking doors available, specify and add \$153 list

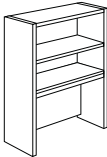

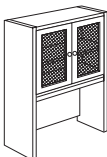
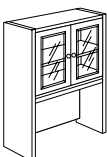
Storage Tower with Glass Doors	13	29 5/8	47	95	16	HUDGL8047NB	\$4,664
--------------------------------	----	--------	----	----	----	-------------	---------



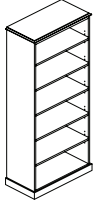
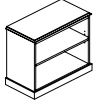
- two adjustable shelves
- glass shelves, specify and add \$433
- locking doors available, specify and add \$153 list

#### To Order, Specify:

- ❶ Model Number
- ❷ Finish Color - (see page [WE18](#))
- ❸ Pull Selection & Color - (see page [WE18](#))
- ❹ Product Modification - (see page [WE9](#))

Description	D	W	H	CTN WT	CU FT	① Model	List Price No Tackboard	List Price With Tackboard
Open Bookcase Storage Tower	13	29 5/8	47	78	16	HU8023NB	\$3,979	COM \$5,187
 <ul style="list-style-type: none"> <li>• upper shelf adjustable</li> <li>• lower shelf fixed</li> <li>• 1" wire access slot across bottom of back panel</li> <li>• task lights available, see <a href="#">accessories price list</a></li> <li>• glass shelves, specify and add \$227</li> <li>• worksurface to valance rail: 19 1/4"</li> <li>• com ydg: 1</li> </ul>								A \$5,236
								B \$5,247
								C \$5,277
								D \$5,318
								E \$5,356
								F \$5,399
								G \$5,451
								H \$5,569
								I \$5,631
								J \$5,736
Storage Tower with Wood Doors	13	29 5/8	47	90	16	HUWD8023NB	\$5,249	COM \$6,457
 <ul style="list-style-type: none"> <li>• one adjustable shelf</li> <li>• 1" wire access slot across bottom of back panel</li> <li>• task lights available, see <a href="#">accessories price list</a></li> <li>• locking doors available, specify and add \$153 list</li> <li>• worksurface to valance rail: 19 1/4"</li> <li>• com ydg: 1</li> </ul>								A \$6,507
								B \$6,518
								C \$6,548
								D \$6,588
								E \$6,627
								F \$6,670
								G \$6,721
								H \$6,850
								I \$6,924
								J \$7,039
Storage Tower with Grilled Doors	13	29 5/8	47	90	16	HUDGR8023NB	\$5,513	COM \$6,725
 <ul style="list-style-type: none"> <li>• one adjustable shelf</li> <li>• 1" wire access slot across bottom of back panel</li> <li>• task lights available, see <a href="#">accessories price list</a></li> <li>• glass shelves, specify and add \$227</li> <li>• locking doors available, specify and add \$153 list</li> <li>• worksurface to valance rail: 19 1/4"</li> <li>• com ydg: 1</li> </ul>								A \$6,775
								B \$6,785
								C \$6,815
								D \$6,857
								E \$6,894
								F \$6,937
								G \$6,989
								H \$7,121
								I \$7,197
								J \$7,313
Storage Tower with Beveled Glass Doors	13	29 5/8	47	90	16	HUDGL8023NB	\$5,513	COM \$6,725
 <ul style="list-style-type: none"> <li>• one adjustable shelf</li> <li>• 1" wire access slot across bottom of back panel</li> <li>• task lights available, see <a href="#">accessories price list</a></li> <li>• glass shelves, specify and add \$227</li> <li>• locking doors available, specify and add \$153 list</li> <li>• worksurface to valance rail: 19 1/4"</li> <li>• com ydg: 1</li> </ul>								A \$6,775
								B \$6,785
								C \$6,815
								D \$6,857
								E \$6,894
								F \$6,937
								G \$6,989
								H \$7,121
								I \$7,197
								J \$7,313

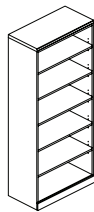


Description	D	W	H	CTN WT	CU FT	❶ Model	List Price
77 ¼"h Bookcase	15 7⁄8	37 5⁄8	77 ¼	237	30	WE60BK1-3877	\$5,212
 <ul style="list-style-type: none"> <li>• top and base shaped three sides</li> <li>• finished, inset back panel</li> <li>• five adjustable shelves</li> <li>• properly secure to prevent tipping (hardware not included)</li> <li>• WEOHDS1-3501 (heavy duty shelf) specify and add \$227 list each</li> <li>• flat cut for connection left or right end, specify and add \$953 list and indicate right or left end</li> <li>• flat cut for connection on both ends available, specify and add \$1,457 list</li> <li>• unfinished back panel, specify and deduct \$139 list</li> </ul>							
29"h Bookcase	15 7⁄8	37 5⁄8	29	110	12	WE60BK1-3829	\$3,029
 <ul style="list-style-type: none"> <li>• top and base shaped three sides</li> <li>• finished, inset back panel</li> <li>• adjustable shelf</li> <li>• properly secure to prevent tipping (hardware not included)</li> <li>• WEOHDS1-3501 (heavy duty shelf) specify and add \$227 list each</li> <li>• flat cut for connection left or right end, specify and add \$953 list and indicate right or left end</li> <li>• flat cut for connection on both ends available, specify and add \$1,457 list</li> <li>• unfinished back panel, specify and deduct \$72 list</li> </ul>							

**To Order, Specify:**

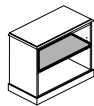
- ❶ Model Number
- ❷ Finish Color - (see page [WE18](#))
- ❸ Fabric - vendor, pattern, color
- ❹ Pull Selection & Color - (see page [WE18](#))
- ❺ Product Modification - (see page [WE9](#))

Description	D	W	H	CTN WT	CU FT	① Model	List Price
Open Bookcase with Shaped Front Top	15 7⁄8	36	84 3⁄8	240	26	WE60BK8-3684	\$5,001
	15 7⁄8	36	72 3⁄8	224	23	WE60BK8-3672	\$4,548
	15 7⁄8	36	60 3⁄8	190	19	WE60BK8-3660	\$3,978
	15 7⁄8	36	48 3⁄8	139	15	WE60BK8-3648	\$3,303
	15 7⁄8	36	36 3⁄8	120	12	WE60BK8-3636	\$2,923
	15 7⁄8	36	30 3⁄8	110	10	WE60BK8-3630	\$2,571

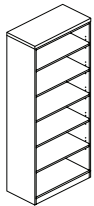


- top and base shaped front only
- properly secure to prevent tipping (hardware not included)
- WE0HDS1-3501 (heavy duty shelf) specify and add \$227 list each
- finished back panel, specify and add \$630 list
- -3684: six adjustable shelves
- -3672: five adjustable shelves
- -3660: four adjustable shelves
- -3648: three adjustable shelves
- -3636: two adjustable shelves
- -3630: one adjustable shelf

Heavy Duty Shelf	14	34 1⁄2	1	15	1	WE0HDS1-3501	\$343
------------------	----	--------	---	----	---	--------------	-------

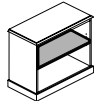


- use with WE60BK1- or WE60BK8-

Description	D	W	H	CTN WT	CU FT	❶ Model	List Price
<b>Open Bookcase</b> 	14 ¾	36	84	143	31	GP60BK1-3684	\$3,805
	14 ¾	36	72	130	27	GP60BK1-3672	\$3,473
	14 ¾	36	60	104	23	GP60BK1-3660	\$3,018
	14 ¾	36	48	130	20	GP60BK1-3648	\$2,511
	14 ¾	36	36	96	14	GP60BK1-3636	\$2,105
	14 ¾	36	30	61	12	GP60BK1-3630	\$1,850

- flat rimmed top
- finished, inset back panel
- properly secure to prevent tipping (hardware not included)
- GPOHDS1-3501 (heavy duty shelf) specify and add \$227 list each
- unfinished, inset back panel, -3684, -3672, -3660 specify and deduct \$139 list
- unfinished, inset back panel, -3648, -3636, -3630, specify and deduct \$72 list
- -3684: six adjustable shelves
- -3672: five adjustable shelves
- -3660: four adjustable shelves
- -3648: three adjustable shelves
- -3636: two adjustable shelves
- -3630: one adjustable shelf


<b>Heavy Duty Shelf</b>	13 ¼	34 ½	1	15	1	GPOHDS1-3501	\$379
-------------------------	------	------	---	----	---	--------------	-------




- use with GP60BK1-

#### To Order, Specify:

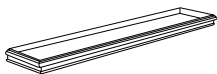
- ❶ Model Number
- ❷ Finish Color - (see page [WE18](#))
- ❸ Product Modification - (see page [WE9](#))

Description	D	W	H	CTN WT	CU FT	① Model	List Price
<b>Modular Storage Top</b> 	13 7/8	120	1 1/4	60	4	TU80118-14	\$2,981
	13 7/8	90 1/2	1 1/4	56	3	TU8088-14	\$1,784
	13 3/4	59 1/2	1 1/4	28	2	TU8059-14	\$1,160
	13 3/4	30 1/2	1 1/4	15	1	TU8029-14	\$707

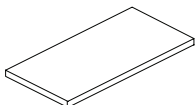
- shaped three sides, back side flat
- flat cut for connection left or right end, specify and add \$953 list and indicate right or left end
- flat cut for connection on both ends available, specify and add \$1,457 list
- TU80118-14: use with four bookcases
- TU8088-14: use with three bookcases
- TU8059-14: use with two bookcases
- TU8029-14: use with one bookcase

<b>Modular Storage Base</b> 	13 3/4	90	4 3/8	34	9	BU8088-14	\$1,448
	13 3/4	59 1/2	4 3/4	17	4	BU8059-14	\$1,098
	13 3/4	30 1/2	4 3/4	10	2	BU8030-14	\$722

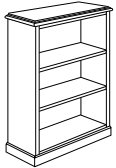
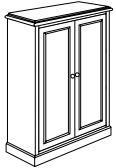
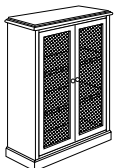
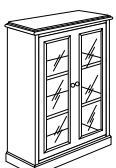
- shaped three sides, back side flat
- flat cut for connection left or right end, specify and add \$953 list and indicate right or left end
- flat cut for connection on both ends available, specify and add \$1,457 list
- BU8088-14: use with three bookcases
- BU8059-14: use with two bookcases
- BU8030-14: use with one bookcase

<b>Modular Overhead Cornice Top</b> 	13	118	3	25	5	HT80120	\$2,226
	13	88	3	20	4	HT8091	\$1,634
	13	59	3	13	3	HT8061	\$1,102
	13	30	3	9	2	HT8031	\$741

- shaped three sides, back side flat
- HT80120: use with four bookcases
- HT8091: use with two or three bookcases
- HT8061: use with two bookcases
- HT8031: use with one bookcase

<b>Cornice Top Filler Panel</b> 	13	29 5/8	7/8	10	1	HFP8029	\$627
---	----	--------	-----	----	---	---------	-------


- use with HT8091 and two bookcases

Description	D	W	H	CTN WT	CU FT	❶ Model	List Price
<b>Open Storage Cabinet</b>  <ul style="list-style-type: none"> <li>· top and base shaped three sides, back side flat</li> <li>· two adjustable shelves</li> <li>· glass shelves, specify and add \$433</li> </ul>	13 7/8	31 3/8	53	108	19	BC80-1	\$4,369
<b>Storage Cabinet with Wood Doors</b>  <ul style="list-style-type: none"> <li>· top and base shaped three sides, back side flat</li> <li>· two adjustable shelves</li> <li>· locking doors available, specify and add \$153 list</li> </ul>	13 7/8	31 3/8	53	118	19	BCWD80-1	\$5,835
<b>Storage Cabinet with Grilled Doors</b>  <ul style="list-style-type: none"> <li>· top and base shaped three sides, back side flat</li> <li>· two adjustable shelves</li> <li>· glass shelves, specify and add \$433</li> <li>· locking doors available, specify and add \$153 list</li> </ul>	13 7/8	31 3/8	53	115	19	BCGR80-1	\$6,083
<b>Storage Cabinet with Glass Doors</b>  <ul style="list-style-type: none"> <li>· top and base shaped three sides, back side flat</li> <li>· two adjustable shelves</li> <li>· glass shelves, specify and add \$433</li> <li>· locking doors available, specify and add \$153 list</li> </ul>	13 7/8	31 3/8	53	143	19	BCGL80-1	\$6,083

**To Order, Specify:**

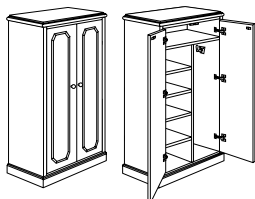
- ❶ Model Number  
❷ Finish Color - (see page [WE18](#))

Description	D	W	H	CTN WT	CU FT	① Model	Without Molding (WOM)	Wellington (WLM)	Westminster (WSM)
Storage Cabinet - File/File Lateral	19 ¾	30	77 ¼	310	29	WD8030S-2FS	\$12,023	\$12,325	\$12,325



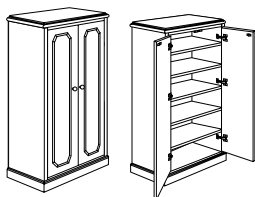
- top shaped all sides
- three adjustable shelves
- pedestal front locking
- locking doors available, specify and add \$153 list
- flat cut for connection left or right end, specify and add \$953 list and indicate right or left end
- flat cut for connection on both ends available, specify and add \$1,457 list

Storage Wardrobe Cabinet	19 ¾	30	77 ¼	285	29	WD8030BC	\$11,849	\$12,154	\$12,154
--------------------------	------	----	------	-----	----	----------	----------	----------	----------



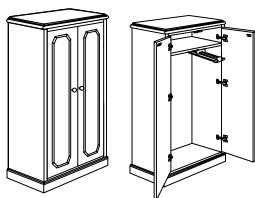
- top shaped all sides
- top shelf fixed
- four adjustable shelves on left
- coat storage on right
- locking doors available, specify and add \$153 list
- flat cut for connection left or right end, specify and add \$953 list and indicate right or left end
- flat cut for connection on both ends available, specify and add \$1,457 list

Storage Cabinet	19 ¾	30	77 ¼	260	29	WD8030S	\$11,598	\$11,901	\$11,901
-----------------	------	----	------	-----	----	---------	----------	----------	----------



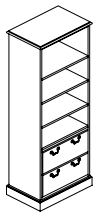
- top shaped all sides
- one fixed shelf
- four adjustable shelves
- locking doors available, specify and add \$153 list
- flat cut for connection left or right end, specify and add \$953 list and indicate right or left end
- flat cut for connection on both ends available, specify and add \$1,457 list

Wardrobe Cabinet	19 ¾	30	77 ¼	225	29	WD8030	\$10,718	\$11,022	\$11,022
------------------	------	----	------	-----	----	--------	----------	----------	----------



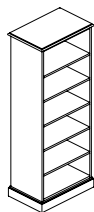
- top shaped all sides
- one fixed shelf and pull-out hanger
- locking doors available, specify and add \$153 list
- flat cut for connection left or right end, specify and add \$953 list and indicate right or left end
- flat cut for connection on both ends available, specify and add \$1,457 list

Description	D	W	H	CTN WT	CU FT	❶ Model	List Price
Open Storage Cabinet - File/File Lateral	19 ¾	30	77 ¼	292	29	WD8030S-2FS-ND	\$10,687



- top shaped all sides
- three adjustable shelves
- pedestal front locking
- flat cut for connection left or right end, specify and add \$953 list and indicate right or left end
- flat cut for connection on both ends available, specify and add \$1,457 list

Open Storage Cabinet	19 ¾	30	77 ¼	217	29	WD8030S-ND	\$10,013
----------------------	------	----	------	-----	----	------------	----------

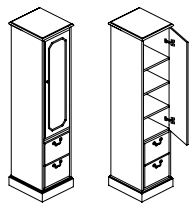


- top shaped all sides
- one fixed shelf
- four adjustable shelves
- flat cut for connection left or right end, specify and add \$953 list and indicate right or left end
- flat cut for connection on both ends available, specify and add \$1,457 list

#### To Order, Specify:

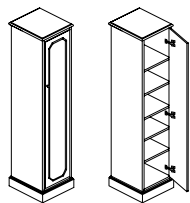
- ❶ Model Number
- ❷ Finish Color - (see page [WE18](#))
- ❸ Molding - (see page [WE18](#))
- ❹ Pull Selection & Color - (see page [WE18](#))
- ❺ Product Modification - (see page [WE9](#))

Description	D	W	H	CTN WT	CU FT	① Model	Without Molding (WOM)	Wellington (WLM)	Westminster (WSM)
Storage Cabinet - File/File	19 ¾	21 ¼	77 ¼	205	20	WD8018SR-2FS	\$8,069	\$8,531	\$8,531
Pedestal	19 ¾	21 ¼	77 ¼	205	20	WD8018SL-2FS	\$8,069	\$8,531	\$8,531



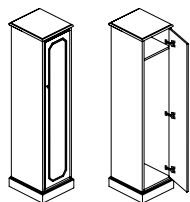
- top shaped all sides
- three adjustable shelves
- pedestal front locking
- locking doors available, specify and add \$153 list
- flat cut for connection left or right end, specify and add \$953 list and indicate right or left end
- flat cut for connection on both ends available, specify and add \$1,457 list

Storage Cabinet	19 ¾	21 ¼	77 ¼	185	20	WD8018SR	\$7,090	\$7,501	\$7,501
	19 ¾	21 ¼	77 ¼	185	20	WD8018SL	\$7,090	\$7,501	\$7,501



- top shaped all sides
- one fixed shelf
- four adjustable shelves
- locking doors available, specify and add \$153 list
- flat cut for connection left or right end, specify and add \$953 list and indicate right or left end
- flat cut for connection on both ends available, specify and add \$1,457 list

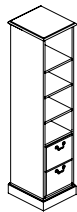
Wardrobe Cabinet	19 ¾	21 ¼	77 ¼	159	29	WD8018R	\$6,599	\$7,003	\$7,003
	19 ¾	21 ¼	77 ¼	159	29	WD8018L	\$6,599	\$7,003	\$7,003



- top shaped all sides
- one fixed shelf and coat hook
- locking doors available, specify and add \$153 list
- flat cut for connection left or right end, specify and add \$953 list and indicate right or left end
- flat cut for connection on both ends available, specify and add \$1,457 list

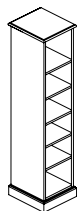


Description	D	W	H	CTN WT	CU FT	❶ Model	List Price
Open Storage Cabinet - File/File Pedestal	19 ¾	21 ¼	77 ¼	188	20	WD8018S-2FS-ND	\$7,183



- top shaped all sides
- three adjustable shelves
- pedestal front locking
- flat cut for connection left or right end, specify and add \$953 list and indicate right or left end
- flat cut for connection on both ends available, specify and add \$1,457 list

Open Storage Cabinet	19 ¾	21 ¼	77 ¼	159	20	WD8018S-ND	\$6,001
----------------------	------	------	------	-----	----	------------	---------



- top shaped all sides
- one fixed shelf
- four adjustable shelves
- flat cut for connection left or right end, specify and add \$953 list and indicate right or left end
- flat cut for connection on both ends available, specify and add \$1,457 list

#### To Order, Specify:

- ❶ Model Number
- ❷ Finish Color - (see page [WE18](#))
- ❸ Molding - (see page [WE18](#))
- ❹ Pull Selection & Color - (see page [WE18](#))
- ❺ Product Modification - (see page [WE9](#))

Description	D	W	H	CTN WT	CU FT	① Model	List Price
Four Drawer Lateral File	20 ¾	39 ¾	53 ¼	370	25	8TLFD-4	\$9,366



- top shaped all sides
- pedestal front locking
- finished back

Three Drawer Lateral File	20 ¾	39 ¾	49 ½	280	25	8TLFD-3	\$7,495
---------------------------	------	------	------	-----	----	---------	---------



- top shaped all sides
- pedestal front locking
- finished back

Two Drawer Lateral File	19 ¾	36	29	200	15	2FD8036	\$6,527
-------------------------	------	----	----	-----	----	---------	---------



- top shaped all sides
- pedestal front locking
- finished back

Description	D	W	H	CTN WT	CU FT	❶ Model	List Price
Four Drawer Lateral File without Top	19	37 $\frac{5}{8}$	52	348	25	8TLFD-4N	\$8,476



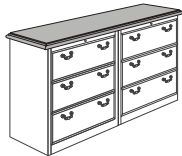
- pedestal front locking
- finished back

Three Drawer Lateral File without Top	19	37 $\frac{5}{8}$	47 $\frac{7}{8}$	255	25	8TLFD-3N	\$6,599
---------------------------------------	----	------------------	------------------	-----	----	----------	---------



- pedestal front locking
- finished back

Lateral File Top	20 $\frac{3}{4}$	114 $\frac{5}{8}$	1 $\frac{1}{4}$	84	4	TU80114	\$3,465
	20 $\frac{3}{4}$	77	1 $\frac{1}{4}$	58	3	TU8077	\$1,529

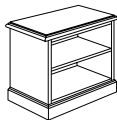


- top shaped all sides
- flat cut for connection left or right end, specify and add \$953 list and indicate right or left end
- flat cut for connection on both ends available, specify and add \$1,457 list
- TU80114 use with 3 lateral files
- TU8077 use with 2 lateral files

#### To Order, Specify:

- ❶ Model Number
- ❷ Finish Color - (see page [WE18](#))
- ❸ Molding - (see page [WE18](#))
- ❹ Pull Selection & Color - (see page [WE18](#))
- ❺ Base - (see page [WE11](#))
- ❻ Product Modification - (see page [WE9](#))

Description	D	W	H	CTN WT	CU FT	① Model	List Price
Open Pedestal	19 ¾	31	29	105	13	B8031	\$3,838



- top shaped all sides
- one adjustable shelf

Box/Box/File Pedestal	19 ¾	31	29	142	13	FD8031	\$5,658
-----------------------	------	----	----	-----	----	--------	---------



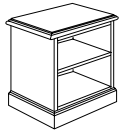
- top shaped all sides
- pedestal front locking

File/File Pedestal	19 ¾	31	29	142	13	2FD8031	\$5,658
--------------------	------	----	----	-----	----	---------	---------



- top shaped all sides
- pedestal front locking

Description	D	W	H	CTN WT	CU FT	❶ Model	List Price
Open Pedestal	19 ¾	21 ¼	29	70	9	B8020	\$3,540



- top shaped all sides
- one adjustable shelf

Box/Box/File Pedestal	19 ¾	21 ¼	29	100	9	F8020	\$4,298
-----------------------	------	------	----	-----	---	-------	---------



- top shaped all sides
- pedestal front locking

File/File Pedestal	19 ¾	21 ¼	29	100	9	2F8020	\$4,298
--------------------	------	------	----	-----	---	--------	---------

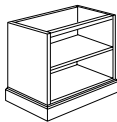


- top shaped all sides
- pedestal front locking
- finished back

#### To Order, Specify:

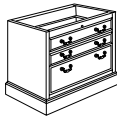
- ❶ Model Number
- ❷ Finish Color - (see page [WE18](#))
- ❸ Molding - (see page [WE18](#))
- ❹ Pull Selection & Color - (see page [WE18](#))
- ❺ Base - (see page [WE11](#))
- ❻ Product Modification - (see page [WE9](#))

Description	D	W	H	CTN WT	CU FT	① Model	List Price
Open Pedestal without Top	19 ¼	30	27 ⅞	85	13	B8031N	\$3,141



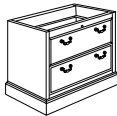
- one adjustable shelf

Box/Box/File Pedestal without Top	19 ¼	30 ⅞	27 ⅞	122	13	FD8031N	\$4,955
-----------------------------------	------	------	------	-----	----	---------	---------



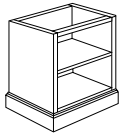
- pedestal front locking

File/File Pedestal without Top	19 ¾	35 ½	27 ⅞	190	15	2FD8036N	\$5,401
	19 ¼	30 ⅞	27 ⅞	121	13	2FD8031N	\$4,955



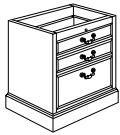
- pedestal front locking
- finished back

Description	D	W	H	CTN WT	CU FT	❶ Model	List Price
Open Pedestal without Top	19 ¼	21 ⅝	27 ⅞	63	9	B8020N	\$2,800



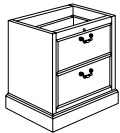
- one adjustable shelf

Box/Box/File Pedestal without Top	19 ¼	21 ⅝	27 ⅞	93	9	F8020N	\$3,558
-----------------------------------	------	------	------	----	---	--------	---------



- pedestal front locking

File/File Pedestal without Top	19 ¾	21 ⅝	27 ⅞	92	9	2F8020N	\$3,558
--------------------------------	------	------	------	----	---	---------	---------

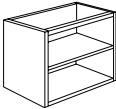


- pedestal front locking

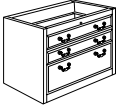
#### To Order, Specify:

- ❶ Model Number
- ❷ Finish Color - (see page [WE18](#))
- ❸ Molding - (see page [WE18](#))
- ❹ Pull Selection & Color - (see page [WE18](#))
- ❺ Base - (see page [WE11](#))
- ❻ Product Modification - (see page [WE9](#))

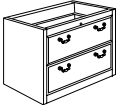
Description	D	W	H	CTN WT	CU FT	① Model	List Price
Open Pedestal without Top & Base	18	29 ⅞	23 ⅞	71	13	B8031NB	\$2,411
· one adjustable shelf							



Box/Box/File Pedestal without Top & Base	18	29 ⅞	23 ⅞	108	13	FD8031NB	\$4,229
· pedestal front locking							

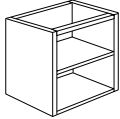


File/File Pedestal without Top & Base	18	34 ¼	23 ⅞	170	15	2FD8036NB	\$4,682
	18	29 ⅞	23 ⅞	107	13	2FD8031NB	\$4,229
· pedestal front locking							






Description	D	W	H	CTN WT	CU FT	❶ Model	List Price
Open Pedestal without Top & Base	18	19 7/8	23 1/8	51	9	B8020NB	\$2,270
· one adjustable shelf							



Box/Box/File Pedestal without Top & Base	18	19 7/8	23 1/8	81	9	F8020NB	\$3,028
· pedestal front locking							



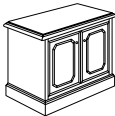
File/File Pedestal without Top & Base	18	19 7/8	23 1/8	80	9	2F8020NB	\$3,028
· pedestal front locking							



#### To Order, Specify:

- ❶ Model Number
- ❷ Finish Color - (see page [WE18](#))
- ❸ Molding - (see page [WE18](#))
- ❹ Pull Selection & Color - (see page [WE18](#))
- ❺ Base - (see page [WE11](#))
- ❻ Product Modification - (see page [WE9](#))

Description	D	W	H	CTN WT	CU FT	❶ Model	Without Molding (WOM)	Wellington (WLM)	Westminster (WSM)
Hinged Door Pedestal	19 ¾	31	29	122	13	HD8031	\$4,845	\$5,147	\$5,147



- top shaped all sides
- one adjustable shelf
- locking doors

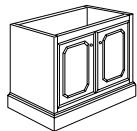
Hinged Door Pedestal	19 ¾	21 ¼	29	75	9	HD8020R	\$3,496	\$3,648	\$3,648
	19 ¾	21 ¼	29	75	9	HD8020L	\$3,496	\$3,648	\$3,648



right shown

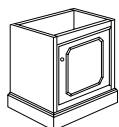
- top shaped all sides
- one adjustable shelf
- locking door
- hinge door determines left or right

Description	D	W	H	CTN WT	CU FT	① Model	Without Molding (WOM)	Wellington (WLM)	Westminster (WSM)
Hinged Door Pedestal without Top	19 ¼	30 7⁄8	27 7⁄8	102	13	HD8031N	\$4,146	\$4,450	\$4,450



- one adjustable shelf
- locking doors

Hinged Door Pedestal without Top	19 ¼	21 ½	27 7⁄8	69	9	HD8020NR	\$2,757	\$2,911	\$2,911
	19 ¼	21 ½	27 7⁄8	69	9	HD8020NL	\$2,757	\$2,911	\$2,911

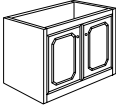



right shown

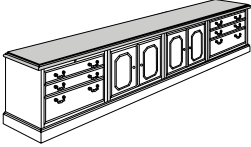
- one adjustable shelf
- locking door
- hinge door determines left or right

#### To Order, Specify:

- ① Model Number
- ② Finish Color - (see page [WE18](#))
- ③ Molding - (see page [WE18](#))
- ④ Pull Selection & Color - (see page [WE18](#))
- ⑤ Base - (see page [WE11](#))
- ⑥ Product Modification - (see page [WE9](#))

Description	D	W	H	CTN WT	CU FT	❶ Model	Without Molding (WOM)	Wellington (WLM)	Westminster (WSM)
Hinged Door Pedestal without Top & Base	18	29 5⁄8	23 1⁄8	88	13	HD8031NB	\$3,416	\$3,720	\$3,720
<div></div> <div><ul style="list-style-type: none"><li>· one adjustable shelf</li><li>· locking doors</li></ul></div>									

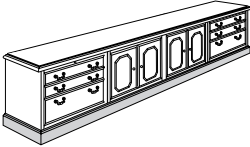
Hinged Door Pedestal without Top & Base	18	19 7⁄8	23 1⁄8	57	9	HD8020NBR	\$2,225	\$2,375	\$2,375
	18	19 7⁄8	23 1⁄8	57	9	HD8020NBL	\$2,225	\$2,375	\$2,375
<div><div><div>right shown</div></div><div><ul style="list-style-type: none"><li>· one adjustable shelf</li><li>· locking door</li><li>· hinge door determines left or right</li></ul></div></div>									

Description	D	W	H	CTN WT	CU FT	① Model	List Price
 Modular Credenza Top	19 ¾	120	1 ¼	85	5	TU80120	\$3,398
	19 ¾	90 ½	1 ¼	65	4	TU8091	\$1,927
	19 ¾	71	1 ¼	51	3	TU8071	\$1,494
	19 ¾	66	1 ¼	47	2	TU8066	\$1,241
	19 ¾	61	1 ¼	44	2	TU8061	\$1,186
	19 ¾	41 ⅞	1 ¼	30	2	TU8042	\$1,080
	19 ¾	36	1 ¼	27	2	TU8036	\$819
	19 ¾	31	1 ¼	20	1	TU8031	\$742
	19 ¾	21 ¼	1 ¼	15	1	TU8020	\$707

- top shaped all sides
- flat cut for connection left or right end, specify and add \$953 list and indicate right or left end
- flat cut for connection on both ends available, specify and add \$1,457 list
- TU80120: use with four 31" modular units
- TU8091: use with three 31" modular units
- TU8071: use with two 20" and one 31" modular units or two 36" lateral files
- TU8066: use with miscellaneous units
- TU8061: use with two 31" or three 20" modular units
- TU8042: use with two 20" modular units
- TU8031: use with one 31" modular unit
- TU8020: use with one 20" modular unit

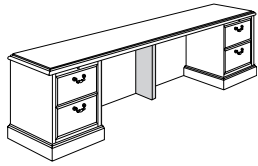
#### To Order, Specify:

- ① Model Number
- ② Finish Color - (see page [WE18](#))
- ③ Molding - (see page [WE18](#))
- ④ Pull Selection & Color - (see page [WE18](#))
- ⑤ Base - (see page [WE11](#))
- ⑥ Product Modification - (see page [WE9](#))

Description	D	W	H	CTN WT	CU FT	① Model	List Price
	19 3/8	119 3/8	4 5/8	53	12	BU80119	\$3,373
	19 3/8	90	4 5/8	34	9	BU8090	\$1,655
	19 3/8	69 3/4	4 5/8	26	7	BU8071	\$1,328
	19 3/8	70 1/2	4 5/8	26	7	BU8070	\$1,267
	19 3/8	60 7/8	4 5/8	22	6	BU8061	\$1,135
	19 3/8	60 1/2	4 5/8	22	6	BU8060	\$1,135
	19 3/8	41	4 5/8	18	4	BU8041	\$920
	19 3/8	30 3/4	4 5/8	14	3	BU8031	\$734
	19 3/8	21	4 5/8	12	2	BU8020	\$542

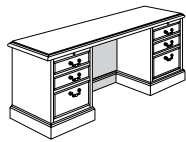
- flat cut for connection left or right end, specify and add \$953 list and indicate right or left end
- flat cut for connection on both ends available, specify and add \$1,457 list
- BU80119: use with four 31" lateral file units
- BU8090: use with three 31" modular units
- BU8071: use with two 36" lateral file units
- BU8070: use with two 20" and one 31" modular units
- BU8061: use with three 20" modular units
- BU8060: use with two 31" modular units
- BU8041: use with two 20" modular units
- BU8031: use with one 31" modular unit
- BU8020: use with one 20" modular unit

Description	D	W	H	CTN WT	CU FT	❶ Model	List Price
Modular Center Support Panel	11	1	27 ¾	14	1	PE8011	\$874



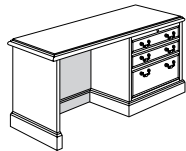
- used in making credenzas and workstations
- use under tops with a 48" span or greater

Modular Modesty Panel	7/8	29 5/8	27 7/8	24	2	MP8030	\$1,075
-----------------------	-----	--------	--------	----	---	--------	---------



- use in place of a 31" modular unit
- 1 7/8" x 3 7/8" grommet top center

Modular Modesty Panel	7/8	28 5/8	27 7/8	23	2	MP8029	\$1,075
-----------------------	-----	--------	--------	----	---	--------	---------

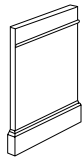


- use in place of a 31" modular unit with end panel
- 1 7/8" x 3 7/8" grommet top center

#### To Order, Specify:

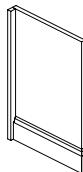
- ❶ Model Number
- ❷ Finish Color - (see page [WE18](#))

Description	D	W	H	CTN WT	CU FT	① Model	Without Molding (WOM)	Windsor (WNM)	Wellington (WLM)	Westminster (WSM)
Modular End Panel	18	1	27 <sup>7</sup> / <sub>8</sub>	17	1	PE8028	\$913	\$954	\$1,109	\$1,109



- used in making freestanding credenzas
- modesty panel required

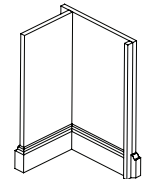
Modular End Panel	18	2 <sup>13</sup> / <sub>16</sub>	27 <sup>7</sup> / <sub>8</sub>	17	1	PE8028R	\$923	\$965	\$1,119	\$1,119
	18	2 <sup>13</sup> / <sub>16</sub>	27 <sup>7</sup> / <sub>8</sub>	17	1	PE8028L	\$923	\$965	\$1,119	\$1,119



right shown

- used in making handed credenzas
- modesty panel required

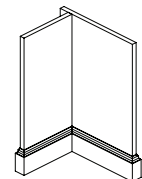
End L-Support Panel	19 <sup>3</sup> / <sub>8</sub>	12	27 <sup>7</sup> / <sub>8</sub>	25	5	PELC8028R	\$1,422	\$1,462	\$1,613	\$1,613
	19 <sup>3</sup> / <sub>8</sub>	12	27 <sup>7</sup> / <sub>8</sub>	25	5	PELC8028L	\$1,422	\$1,462	\$1,613	\$1,613



right shown

- used for connecting to a bridge or return

End L-Support Panel	19 <sup>3</sup> / <sub>8</sub>	12	27 <sup>7</sup> / <sub>8</sub>	25	5	PELF8028R	\$1,422	\$1,462	\$1,613	\$1,613
	19 <sup>3</sup> / <sub>8</sub>	12	27 <sup>7</sup> / <sub>8</sub>	25	5	PELF8028L	\$1,422	\$1,462	\$1,613	\$1,613

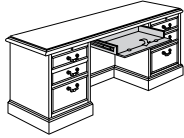


right shown

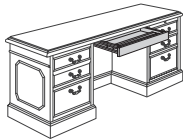
- freestanding



Description	D	W	H	CTN WT	CU FT	❶ Model	List Price
Keyboard Drawer with Flip Down Front	15 ¼	29 ½	4 ½	19	2	KBFD80-30	\$1,003



Center Drawer	17 ¼	29 ½	2 ⅞	23	2	CD8030	\$624
---------------	------	------	-----	----	---	--------	-------



· used in custom credenzas

Costumer	20	20	71 ¾	20	5	C08021	\$1,235
----------	----	----	------	----	---	--------	---------



#### To Order, Specify:

- ❶ Model Number
- ❷ Finish Color - (see page [WE18](#))



## Wellington Conference Product Information




WELLINGTON

# Wellington Product Information

## Exterior Wood Materials

Exterior surfaces are made from the finest selected veneers to achieve clarity and consistency in the Wellington product line. To attain a pleasing, symmetrical pattern, all veneers in Wellington are book-matched. All exterior solid lumber is matched to coordinate with the veneer.



### Book Matched Example

Alternating pieces of veneer are flipped over so they face each other like the pages within a book.

Wellington is available in flat cut cherry veneer and walnut veneer. A wide range of wood stains have been formulated to enhance the beauty of the veneer.

## Work Surface Construction

Tops are 3-ply balanced construction, 1 3/8" thick with solid matching hardwood edges. Tops are available in federal edge style profile.

Matching or coordinating high pressure laminate in a veneer grain can be applied to the top surface and is available at no additional charge.

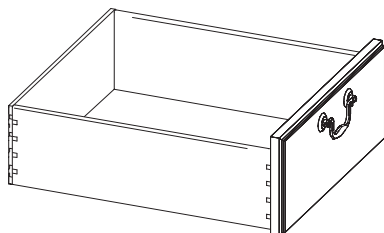
## Base Construction

Panels are joined together by mortise and tenon construction. In addition to mortise and tenon joint construction. Leveling glides are set into solid hardwood with t-nut inserts, which helps to prevent the leveling glide from tear out. Tops are secured to the bases with top fastening cleats screwed to the inside of the panels.

## Drawers

All drawer fronts are 5-ply construction with a hardwood core. Veneer grain runs in a vertical direction. Drawer sides and backs are solid wood with top edges of sides completely rounded. Drawers are joined at front using a French dovetail and the back by an English dovetail. Veneered bottoms are framed into grooves on four sides and heavily glue blocked. All drawer interiors are finished with special toner and covered with a clear coat. Drawer bottoms are sanded and hand-rubbed.

All drawer bottoms are glued, stapled and reinforced with hand-fitted glue blocks.



## Drawer Suspension

The high quality black drawer suspensions carry a lifetime warranty. Slides feature steel ball bearings for longer life with cushioned in/out stops. File and box drawers have 100% full extension.

## Locking

Locking is standard in all credenzas and modular units. Door locks are available as an option.

Units are shipped randomly keyed as standard. Key alike units are available upon request for no additional charges. Removable cores for in-field re-keying are standard.

## Finish - Stain/Colors

We offer a variety of wood stains and paint colors on Wellington. Please see the chart below. Samples are available upon request.

### ESS Essentials Veneer Collection

BRK	Brickdust	OBK	Outback
CSK	Cask	SIE	Sienna
CLY	Clay	TRF	Truffle
MES	Mesa	UMB	Umber
MCH	Mocha		

## Protective Top Coat

DuraTex™ offers exceptional hardness along with abrasion and impact resistance, it has been formulated to eliminate hazardous and harmful gases that are normally associated with wood finish.

## DuraTex™ Features

Safety - Significantly reduces hazardous formaldehyde emissions, which help improve the quality of the of the indoor air we breathe.

Quality - Developed to be tough and durable with special attention to appearance. The DuraTex™ finish preserves the natural beauty of wood.

Durability - Designed to meet a wide range of demanding performance and environmental standards to withstand even the highest wear and tear.

## Wellington Product Information

### Product Modification

#### Laminate Tops

Worksurface only, no additional upcharge if coordinating wood grain laminate is specified. Contact Customer Service for any other laminate request. Listed below are finishes that have coordinating wood grain HPL laminates.

#### ESS Essentials Veneer

BRK	Brickdust	MCH	Mocha
CSK	Cask	OBK	Outback
CLY	Clay	UMB	Umber
MES	Mesa		

#### Custom/Special Finishes

JSI, upon request, will accommodate special finishes. A written request is required to proceed with custom finish orders. A sample reference is required for first-time matches and must be included with the written request.

There is a one-time charge of **\$400 list** per order for any non-standard wood finish.

Orders will be entered noting the special finish. A sample match will be provided to the customer. Written approval is needed before the finish process can be started. Delays in approval may have an impact on lead times.

Every effort will be made to create the requested match; however, an acceptable match may not be possible because of natural variations of wood. These natural variations can also cause minor differences in the final finish product.

Use standard pricing and option pricing for each line item with a special finish, unless additional modifications have been specified. For items available in both Essential and Artisan veneers, apply the Essentials pricing.

#### Finish Sheen

All veneer finishes, for Wellington, are standard in 35-sheen. All other finishes can have their sheen modified with a 15% upcharge added to the list price of each item.

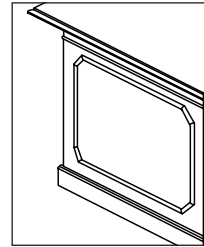
### Product Modification

#### Trim Molding

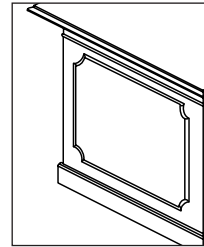
Wellington offers four different trim molding options:

WLM Wellington  
WSM Westminster  
WNM Windsor  
WOM Without Molding

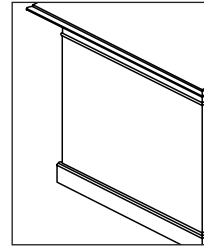
Tables and credenzas have molding on the side of the bases and panels, use the appropriate pricing column, when applicable.



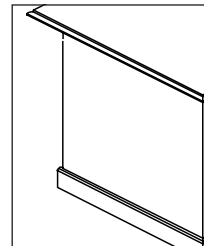
Wellington Molding  
Use the **WLM** pricing column



Westminster Molding  
Use the **WSM** pricing column



Windsor Molding  
Use the **WNM** pricing column



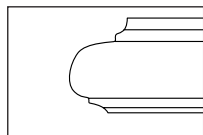
Without Molding  
Use the **WOM** pricing column

# Wellington Product Information

## Edge, Hardware and Grommet

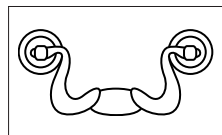
Wellington offers a traditional edge profile and the Wellington drawer pull in antique brass or burnished brass.

### Edge Profile



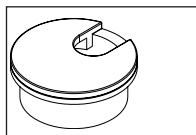
**Federal Edge Profile**  
Accepts Laminate Top

### Drawer Hardware



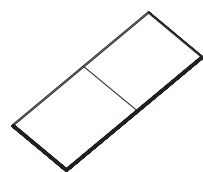
**Wellington Hardware**  
Antique Brass (ANB)  
Burnished Brass (BBR)

### Grommet




3" Dia. Antique Brass (G3C)      add \$123 to list price for each grommet  
3" Dia. Burnish Brass (G3D)      for electrical and data accessories

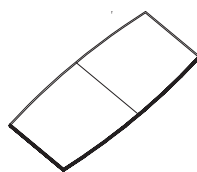
## Top Shapes - size - base requirement - seating capacity top sizes 144" through 120" are 2 pieces



rectangular  
144" x 60"    3 bases    seats 14  
144" x 48"    3 bases    seats 12  
120" x 48"    2-3\* bases    seats 8  
96" x 48"    2 bases    seats 8  
72" x 36"    2 bases    seats 6



racetrack  
144" x 60"    3 bases    seats 14  
144" x 48"    3 bases    seats 12  
120" x 48"    2-3\* bases    seats 8  
96" x 48"    2 bases    seats 8  
72" x 36"    2 bases    seats 6



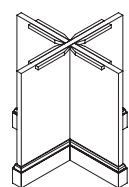
boat  
144" x 48"    3 bases    seats 12  
120" x 48"    2-3\* bases    seats 8  
96" x 48"    2 bases    seats 8  
72" x 36"    2 bases    seats 6



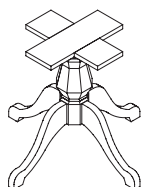
round\*  
60" dia.    Seats 6  
54" dia.    Seats 6  
48" dia.    Seats 4  
42" dia.    Seats 4  
36" dia.    Seats 4

\*requires 1 base

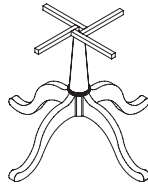
## Traditional Bases for Wellington



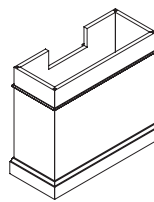
X base  
25" width  
29" width



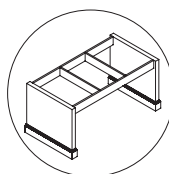
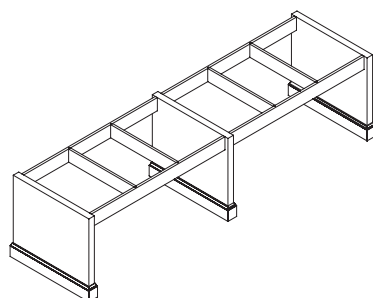
pedestal base  
31" dia. span



pedestal base  
38" dia. span



rectangular base  
24" x 12"  
30" x 12"  
(access door models availability)  
available with Wellington molding options  
(diagram shows WNM molding)



panel base assembly (panels 2 1/4" thick)

base sizes	top sizes
114" x 43" width	144" x 60"
114" x 31" width	144" x 48"
90" x 31" width	120" x 48"
72" x 31" width	96" x 48"
48" x 25" width	72" x 36"

bases 114" and longer requires middle panel  
available with Wellington molding options (diagram shows WOM molding)

## Wellington Product Information

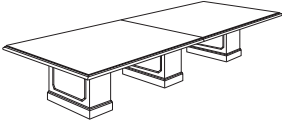
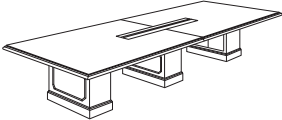
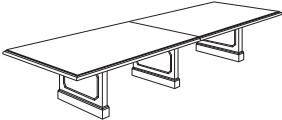
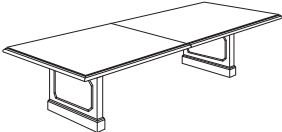
### Finish and Product Reference Codes

Select	Code	Select	Code	Select	Code
<b>Essentials Veneer Collection</b>		<b>Pull &amp; Finishes Codes</b>		<b>Essentials Veneer with Laminate Top</b>	
Brickdust	BRK	Wellington - Antique Brass	ANB	Brickdust	BRK
Cask	CSK	Wellington - Burnished Brass	BBR	Cask	CSK
Clay	CLY			Clay	CLY
Mesa	MES	<b>Grommet Codes</b>		Mesa	MES
Mocha	MCH	3" dia. Antique Brass	G3C	Mocha	MCH
Outback	OBK	3" dia. Burnished Brass	G3D	Outback	OBK
Sienna	SIE			Umber	UMB
Truffle	TRF	<b>Wellington Molding Options</b>			
Umber	UMB	Wellington Molding	WLM		
		Westminster Molding	WSM		
		Windsor Molding	WNM		
		No Molding Trim	WOM		

### Order Check List:

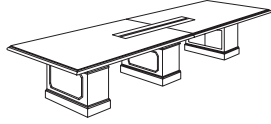
**Specify:**

- ☐ 1. Model Number
- ☐ 2. Finish
- ☐ 3. Top Options - standard veneer - laminate surface Page [WE65](#)
- ☐ 4. Pull Selection **if applicable**
- ☐ 5. Other Product Options - (such as molding)
- ☐ 6. Power and Data Accessories (drawing showing location and orientation must accompany order)
- ☐ 7. Side Mark Information (i.e. room number, East Conference Room)
- ☐ 8. Shipping Address (contact name and phone number)
- ☐ 9. Special Delivery Instructions (i.e. call before delivery, deliver to job site)

Description	D	W	H	CTN WT	CU FT	① Model	Without Molding (WOM)	Windsor (WNM)	Wellington (WLM)	Westminster (WSM)
<b>Rectangular Table</b>  <ul style="list-style-type: none"> <li>• top shaped all sides</li> <li>• solid hardwood rims</li> <li>• top is two sections</li> <li>• ¾" h apron</li> <li>• base: (3) GP8NRT1-1230, 30" x 12"</li> <li>• hardwood solids and veneers</li> <li>• flat cut, book-matched vertical veneers</li> <li>• adjustable glides</li> <li>• seats 10 to 12</li> </ul>	60	144	29	434	41	WE8JRR4-60144	\$21,853	\$22,020	\$22,654	\$22,654
<b>Rectangular Table with Power Console</b>  <ul style="list-style-type: none"> <li>• top shaped all sides</li> <li>• solid hardwood rims</li> <li>• top is two sections</li> <li>• ¾" h apron</li> <li>• includes a 30" EC power and data unit</li> <li>• console with retractable doors</li> <li>• standard with silver pearl powder coat</li> <li>• brush stainless steel doors available; specify and add \$2,796 list</li> <li>• base: (2) GP8NRTK-1230, 30" x 12"</li> <li>• open wire access, top of panel</li> <li>• access door, 12 ½" x 11 ⅞", 6" from floor</li> <li>• (1) GP8NRTL-1230, 30" x 12"</li> <li>• open wire access, top of both sides</li> <li>• flat cut, book-matched vertical veneers</li> <li>• adjustable glides</li> <li>• seats 10 to 12</li> </ul>	60	144	29	434	42	WE8JRR4-60144	\$29,003	\$29,149	\$29,803	\$29,803
<b>Rectangular Table</b>  <ul style="list-style-type: none"> <li>• top shaped all sides</li> <li>• solid hardwood rims</li> <li>• top is two sections</li> <li>• ¾" h apron</li> <li>• panels are 2 ¼" thick</li> <li>• base: WE8NPT1-31114, 113 ¾" x 31 ¼"</li> <li>• flat cut, book-matched vertical veneers</li> <li>• horizontal rail is 4 ¼" h</li> <li>• adjustable glides</li> <li>• seats 10</li> </ul>	48	144	29	374	38	WE8JRP4-48144	\$18,573	\$18,894	\$19,609	\$19,609
<b>Rectangular Table</b>  <ul style="list-style-type: none"> <li>• top shaped all sides</li> <li>• solid hardwood rims</li> <li>• top is two sections</li> <li>• ¾" h apron</li> <li>• panels are 2 ¼" thick</li> <li>• base: WE8NPT1-31190, 89 ⅝" x 31 ¼"</li> <li>• flat cut, book-matched vertical veneers</li> <li>• horizontal rail is 4 ¼" h</li> <li>• adjustable glides</li> <li>• seats 8</li> </ul>	48	120	29	283	24	WE8JRP4-48120	\$15,186	\$15,293	\$15,718	\$15,718

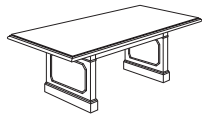


Description	D	W	H	CTN WT	CU FT	① Model	Without Molding (WOM)	Windsor (WNM)	Wellington (WLM)	Westminster (WSM)
Rectangular Table with Power Console	48	144	29	374	38	WE8JRRRC-48144	\$26,043	\$26,268	\$26,838	\$26,838
	48	120	29	252	18	WE8JRRRC-48120	\$22,355	\$22,583	\$23,150	\$23,150



- top shaped all sides
- solid hardwood rims
- top is two sections
- ¾" h apron
- includes a 30" EC power and data unit
- console with retractable doors
- standard with silver pearl powder coat
- brush stainless steel doors available; specify and add \$2,796 list
- base: (2) GP8NRTK-1224, 24" x 12"
- open wire access, top of panel
- access door, 12 ½" x 11 ⅞", 6" from floor
- (1) GPNRTL-1224, 24" x 12"
- open wire access, top of both sides
- flat cut, book-matched vertical veneers
- adjustable glides
- 144" seats 10
- 120" seats 8

Rectangular Table	48	96	29	323	37	WE8JRP4-4896	\$12,495	\$12,601	\$13,027	\$13,027
	36	72	29	200	14	WE8JRP4-3672	\$7,986	\$8,094	\$8,518	\$8,518

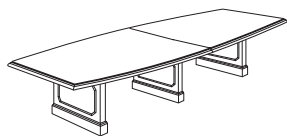


- top shaped all sides
- solid hardwood rims
- ¾" h apron
- panels are 2 ¼" thick
- 96" base: WE8NPT1-3172
- 72" base: WE8NPT1-2548
- flat cut, book-matched vertical veneers
- horizontal rail is 4 ¼" h
- adjustable glides
- 96" seats 6 to 8
- 72" seats 6

#### To Order, Specify:

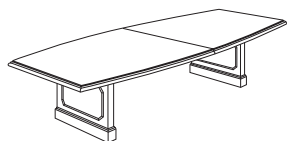
- ① Model Number
- ② Finish Color (see page [WE64](#))
- ③ Top Option (see page [WE66](#))
- ④ Product Modification (see page [WE65](#))
- ⑤ Power and Data Accessories

Description	D	W	H	CTN WT	CU FT	① Model	Without Molding (WOM)	Windsor (WNM)	Wellington (WLM)	Westminster (WSM)
Boat Shaped Table	48	144	29	369	28	WE8JBP4-48144	\$19,566	\$19,732	\$20,365	\$20,365




- top shaped all sides
- solid hardwood rims
- top is two sections
- ¾" h apron
- base: WE8NPT1-31114
- panels are 2 ¼" thick
- flat cut, book-matched vertical veneers
- horizontal rail is 4 ¼" h
- adjustable glides
- seats 10

Boat Shaped Table	48	120	29	283	24	WE8JBP4-48120	\$16,101	\$16,207	\$16,635	\$16,635
-------------------	----	-----	----	-----	----	---------------	----------	----------	----------	----------



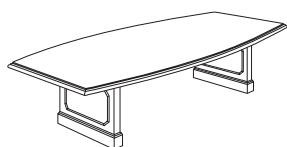
- top shaped all sides
- solid hardwood rims
- top is two sections
- ¾" h apron
- base: WE8NPT1-3190
- panels are 2 ¼" thick
- flat cut, book-matched vertical veneers
- horizontal rail is 4 ¼" h
- adjustable glides
- seats 8

Boat Shaped Table with Power Console	48	144	29	374	38	WE8JBRC-48144	\$27,031	\$27,113	\$27,594	\$27,594
	48	120	29	283	24	WE8JBRC-48120	\$23,269	\$23,499	\$24,073	\$24,073

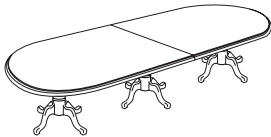
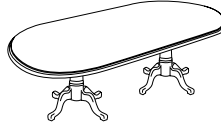




- top shaped all sides
- solid hardwood rims
- top is two sections
- ¾" h apron
- includes a 30" EC power and data unit
- console with retractable doors
- standard with silver pearl powder coat
- brush stainless steel doors available; specify and add \$2,796 list
- base: (2) GP8NRTK-1224, 24" x 12"
- open wire access, top of panel
- access door, 12 ½" x 11 ⅞", 6" from floor
- (1) GP8NRTL-1224, 24" x 12"
- open wire access, top of both sides
- flat cut, book-matched vertical veneers
- adjustable glides
- 144" seats 10
- 120" seats 8

Boat Shaped Table	48	96	29			WE8JBP4-4896	\$13,325	\$13,427	\$13,857	\$13,857
-------------------	----	----	----	--	--	--------------	----------	----------	----------	----------




- top shaped all sides
- solid hardwood rims
- ¾" h apron
- panels are 2 ¼" thick
- base: WE8NPT1-3172
- flat cut, book-matched vertical veneers
- horizontal rail is 4 ¼" h
- adjustable glides
- seats 6 to 8


Description	D	W	H	CTN WT	CU FT	① Model	List Price
Racetrack Top Table	48	144	29	340	105	WE8JOT4-48144	\$22,371
	48	120	29	252	12	WE8JOT4-48120	\$20,179
<ul style="list-style-type: none"> <li>· shaped top</li> <li>· solid hardwood rims</li> <li>· top is two sections</li> <li>· 1 5/8" h apron</li> <li>· base: (3) GP8NTR4-0038</li> <li>· 37 1/2" span between legs</li> <li>· adjustable glides</li> <li>· 144" seats 10</li> <li>· 120" seats 8</li> </ul>							
Racetrack Top Table	48	96	29	221	70	WE8JOT4-4896	\$13,966
	<ul style="list-style-type: none"> <li>· shaped top</li> <li>· solid hardwood rims</li> <li>· 1 5/8" h apron</li> <li>· base: (2) GP8NTR4-0038</li> <li>· 37 1/2" span between legs</li> <li>· adjustable glides</li> <li>· seats 6 to 8</li> </ul>						
Round Table	48	48	29	87	20	WE8JDT4-0048	\$8,675
	42	42	29	87	21	WE8JDT4-0042	\$8,256
<ul style="list-style-type: none"> <li>· shaped top</li> <li>· solid hardwood rims</li> <li>· 1 5/8" h apron</li> <li>· base: GP8NTR4-0038</li> <li>· 37 1/2" span between legs</li> <li>· adjustable glides</li> <li>· seats 4</li> </ul>							
Round Table	36	36	29	67	8	WE8JDG4-0036	\$5,564
	<ul style="list-style-type: none"> <li>· shaped top</li> <li>· solid hardwood rims</li> <li>· 1 5/8" h apron</li> <li>· base: GP8NFG4-0031</li> <li>· 30 1/2" span between legs</li> <li>· adjustable glides</li> <li>· seats 3</li> </ul>						

**To Order, Specify:**

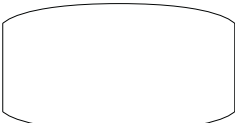
- ① Model Number
- ② Finish Color (see page [WE64](#))
- ③ Top Option (see page [WE66](#))
- ④ Product Modification (see page [WE65](#))
- ⑤ Power and Data Accessories

Description	D	W	H	CTN WT	CU FT	① Model	List Price
<b>Rectangular Top</b> 	60	144	1 ¼	330	30	WE8CTR1-60144	\$14,648
	48	144	1 ¼	280	28	WE8CTR1-48144	\$10,787
	48	120	1 ¼	250	22	WE8CTR1-48120	\$8,624
	48	96	1 ¼	220	20	WE8CTR1-4896	\$7,061
	36	72	1 ¼	190	10	WE8CTR1-3672	\$3,601

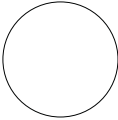
- top shaped all sides
- solid hardwood rims
- 120" and 144" tops are two sections

<b>Racetrack Top</b> 	60	144	1 ¼	320	30	WE8CT01-60144	\$16,535
	48	144	1 ¼	368	28	WE8CT01-48144	\$12,894
	48	120	1 ¼	148	22	WE8CT01-48120	\$12,480
	48	96	1 ¼	220	20	WE8CT01-4896	\$8,961
	36	72	1 ¼	92	10	WE8CT01-3672	\$7,186

- top shaped all sides
- solid hardwood rims
- 1 5/8" h apron
- 120" and 144" tops are two sections

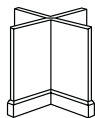
<b>Boat Shaped Top</b> 	48	144	1 ¼	178	28	WE8CTB1-48144	\$11,625
	48	120	1 ¼	148	22	WE8CTB1-48120	\$9,462
	48	96	1 ¼	221	20	WE8CTB1-4896	\$7,908
	36	72	1 ¼	87	10	WE8CTB1-3672	\$6,397

- top shaped all sides
- solid hardwood rims
- ¾" h apron
- 120" and 144" tops are two sections
- 96" - 144" w top size: 38/48" d
- 72" w top size: 26/36" d

<b>Round Top</b> 	60	60	1 ¼	120	14	WE8CTD1-0060	\$7,445
	54	54	1 ¼	90	11	WE8CTD1-0054	\$6,512
	48	48	1 ¼	70	9	WE8CTD1-0048	\$5,452
	42	42	1 ¼	50	7	WE8CTD1-0042	\$5,024
	36	36	1 ¼	45	6	WE8CTD1-0036	\$4,809

- top shaped all sides
- solid hardwood rims

Description	D	W	H	CTN WT	CU FT	① Model	List Price
Traditional X Base	30 ¼	30 ¼	27 ⅞	46	12	GP8NCR4-2929	\$4,086
	22 ¾	22 ¾	27 ⅞	40	10	GP8NCR4-2525	\$4,086



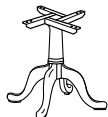
- hardwood solids
- panels are 1 ½" h thick
- base molding is 4 ¾"
- adjustable glides

Traditional Pedestal Base	30 ½	30 ½	27 ⅞	48	12	GP8NFG4-0031	\$1,792
---------------------------	------	------	------	----	----	--------------	---------



- hardwood solids
- 30 ½" leg span
- adjustable glides

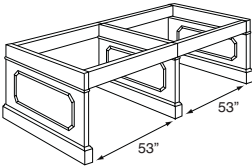
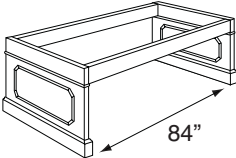
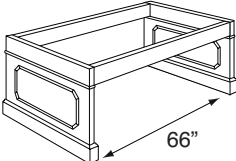
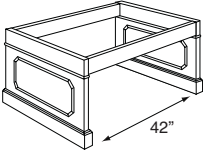
Traditional Pedestal Base	37 ½	37 ½	27 ⅞	50	15	GP8NTR4-0038	\$4,351
---------------------------	------	------	------	----	----	--------------	---------

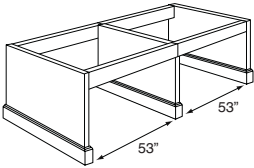
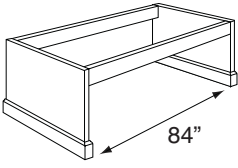
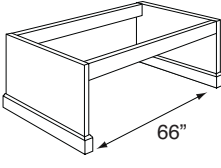
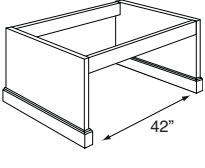


- hardwood solids
- 37 ½" leg span
- adjustable glides

#### To Order, Specify:

- ① Model Number
- ② Finish Color (see page [WE64](#))
- ③ Top Option (see page [WE66](#))
- ④ Product Modification (see page [WE65](#))
- ⑤ Power and Data Accessories

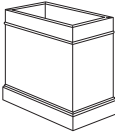
Description	D	W	H	CTN WT	CU FT	① Model	Without Molding (WOM)	Windsor (WNM)	Wellington (WLM)	Westminster (WSM)
<b>144" Traditional Panel Base</b>   wellington molding shown	43 1/4	113 3/4	27 7/8	105	15	WE8NPT1-43114	\$9,856	\$10,042	\$10,733	\$10,733
	31 1/4	113 3/4	27 7/8	95	13	WE8NPT1-31114	\$9,399	\$9,576	\$10,372	\$10,372
<ul style="list-style-type: none"> <li>• hardwood solids and veneers</li> <li>• flat cut, book-matched vertical veneers</li> <li>• panels are 2 1/4" thick</li> <li>• horizontal rail is 4 1/4" h</li> <li>• WE8NPT1-43114 panel base with molding 43 1/4" w</li> <li>• WE8NPT1-31114 panel with base molding 31 1/4" w</li> <li>• adjustable glides</li> </ul>										
<b>120" Traditional Panel Base</b>   wellington molding shown	31 1/4	89 5/8	27 7/8	73	10	WE8NPT1-3190	\$7,539	\$7,658	\$8,128	\$8,128
	<ul style="list-style-type: none"> <li>• hardwood solids and veneers</li> <li>• flat cut, book-matched vertical veneers</li> <li>• panels are 2 1/4" thick</li> <li>• horizontal rail is 4 1/4" h</li> <li>• panel with base molding 31 1/4" w</li> <li>• adjustable glides</li> </ul>									
<b>96" Traditional Panel Base</b>   wellington molding shown	31 1/4	71 5/8	27 7/8	64	10	WE8NPT1-3172	\$6,156	\$6,273	\$6,747	\$6,747
	<ul style="list-style-type: none"> <li>• hardwood solids and veneers</li> <li>• flat cut, book-matched vertical veneers</li> <li>• panels are 2 1/4" thick</li> <li>• horizontal rail is 4 1/4" h</li> <li>• panel with base molding 31 1/4" w</li> <li>• adjustable glides</li> </ul>									
<b>72" Traditional Panel Base</b>   wellington molding shown	25 1/4	47 5/8	27 7/8	57	9	WE8NPT1-2548	\$4,928	\$5,052	\$5,520	\$5,520
	<ul style="list-style-type: none"> <li>• hardwood solids and veneers</li> <li>• flat cut, book-matched vertical veneers</li> <li>• panels are 2 1/4" thick</li> <li>• horizontal rail is 4 1/4" h</li> <li>• panel with base molding 25 1/4" w</li> <li>• adjustable glides</li> </ul>									

Description	D	W	H	CTN WT	CU FT	① Model	Without Molding (WOM)	Waldon Molding (WDM)
<b>144" Traditional Panel Base</b>  	43 ¼	113 ¾	27 ⅞			<b>GP8NPT1-43114</b>	\$6,484	\$6,772
	31 ¼	113 ¾	27 ⅞			<b>GP8NPT1-31114</b>	\$6,245	\$6,538
<ul style="list-style-type: none"> <li>• walnut solids and veneers</li> <li>• flat cut, book-matched vertical veneers</li> <li>• molding only on outside end panels</li> <li>• panels are 1 ¼" thick</li> <li>• horizontal rail is 4 ¼" h</li> <li>• GP8NPT1-43114 panel base with molding 43 ¼" w</li> <li>• GP8NPT1-31114 panel with base molding 31 ¼" w</li> <li>• adjustable glides</li> </ul>								
<b>120" Traditional Panel Base</b>  	31 ¼	89 ⅝	27 ⅞			<b>GP8NPT1-3190</b>	\$5,734	\$6,021
<ul style="list-style-type: none"> <li>• walnut solids and veneers</li> <li>• flat cut, book-matched vertical veneers</li> <li>• molding only on outside end panels</li> <li>• panels are 1 ¼" thick</li> <li>• horizontal rail is 4 ¼" h</li> <li>• panel with base molding 31 ¼" w</li> <li>• adjustable glides</li> </ul>								
<b>96" Traditional Panel Base</b>  	31 ¼	71 ⅝	27 ⅞			<b>GP8NPT1-3172</b>	\$4,967	\$5,258
<ul style="list-style-type: none"> <li>• walnut solids and veneers</li> <li>• flat cut, book-matched vertical veneers</li> <li>• molding only on outside end panels</li> <li>• panels are 1 ¼" thick</li> <li>• horizontal rail is 4 ¼" h</li> <li>• panel with base molding 31 ¼" w</li> <li>• adjustable glides</li> </ul>								
<b>72" Traditional Panel Base</b>  	25 ¼	47 ⅝	27 ⅞			<b>GP8NPT1-2548</b>	\$4,131	\$4,427
<ul style="list-style-type: none"> <li>• walnut solids and veneers</li> <li>• flat cut, book-matched vertical veneers</li> <li>• molding only on outside end panels</li> <li>• panels are 1 ¼" thick</li> <li>• horizontal rail is 4 ¼" h</li> <li>• panel with base molding 25 ¼" w</li> <li>• adjustable glides</li> </ul>								

**To Order, Specify:**

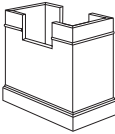
- ① Model Number
- ② Finish Color (see page [WE64](#))
- ③ Product Modification (see page [WE65](#))

Description	D	W	H	CTN WT	CU FT	① Model	Without Molding (WOM)	Windsor (WNM)	Wellington (WLM)	Westminster (WSM)
Traditional Rectangular Base- End Unit	12	30	27 ¾	95	8	GP8NRT1-1230	\$3,135	\$3,266	\$3,483	\$3,483
	12	24	27 ¾	67	6	GP8NRT1-1224	\$2,936	\$3,032	\$3,233	\$3,233



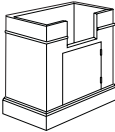
- hardwood solids and veneers
- flat cut, book-matched vertical veneers
- adjustable glides

Traditional Rectangular Base- Mid Unit	12	30	27 ¾	85	8	GP8NRTL-1230	\$3,269	\$3,406	\$3,610	\$3,610
	12	24	27 ¾	59	6	GP8NRTL-1224	\$3,062	\$3,156	\$3,354	\$3,354



- hardwood solids and veneers
- flat cut, book-matched vertical veneers
- cut-out for wire pass-through
- adjustable glides

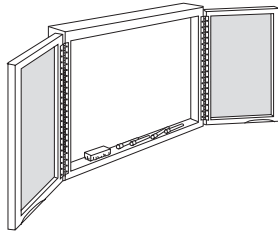
Traditional Rectangular Base- End Unit with Access Door	12	30	27 ¾	86	8	GP8NRTK-1230	\$3,802	\$3,937	\$4,149	\$4,149
	12	24	27 ¾	60	6	GP8NRTK-1224	\$3,555	\$3,651	\$3,848	\$3,848



- hardwood solids and veneers
- flat cut, book-matched vertical veneers
- cut-out for wire pass-through
- adjustable glides
- access door opening: 12 ½" x 11 7/8"

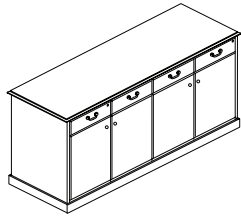


Description	D	W	H	CTN WT	CU FT	❶ Model	List Price
Visual Board with Doors	5	48	48	135	8	GPOVIS1-0548	\$4,351



- two tackable cork panels
- porcelain magnetic non-glare writing surface
- mounted flip chart pad
- eraser and four markers
- finger grip doors
- wall mounting brackets

Meeting Room Credenza	24	71 3/8	36	330	44	MRC8072-36	\$12,213
-----------------------	----	--------	----	-----	----	------------	----------

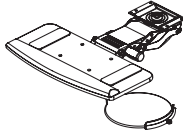


- four drawers
- top shaped all sides
- one adjustable shelf per double door
- locking doors available, specify and add \$306 list

#### Accessories/ Keyboard/ Tasklights

For a list of electrical units, grommets, keyboards, wire management, monitor arms & telecom jacks, please see our [accessories price list](#)

Contact your customer service representative for specific questions regarding which units can be used with Wellington



#### To Order, Specify:

- ❶ Model Number
- ❷ Finish Color (see page [WE64](#))
- ❸ Top Option (see page [WE66](#))
- ❹ Pull Style and Color
- ❺ Product Modification (see page [WE65](#))